



TENNESSEE TITANS

PRESS RELEASE

ASCENSION SAINT THOMAS SPORTS PARK | 460 Great Circle Road | Nashville, TN 37228 | 615-565-4100 | TennesseeTitans.com | @Titans

ROBBIE BOHREN Vice President of Football Communications | DWIGHT SPRADLIN Director of Football Communications
JARED PUFFER Associate Director of Football Communications | KAYLEE CONNORS Coordinator of Football Communications

FOR IMMEDIATE RELEASE

SEPTEMBER 18, 2023



TITANS TRAVEL TO CLEVELAND TO FACE BROWNS



Tennessee Titans (1-1) at Cleveland Browns (1-0*)

Sunday, Sept. 24, 2023 • 1 p.m. EDT/Noon CDT • Cleveland Browns Stadium • Cleveland, Ohio • TV: CBS

NASHVILLE — The Tennessee Titans (1-1) travel to Cleveland this week to face the Browns (1-0*). Kickoff is scheduled for 1 p.m. EDT/noon CDT on Sunday, Sept. 24.

The two clubs last played in 2020, when the Browns visited Nissan Stadium and departed with a 41-35 victory. It broke Tennessee's three-game winning streak in the series, which includes Titans victories in each of the last two clashes in Cleveland (2017 and 2019).

THE BROADCAST

The contest will be regionally televised on CBS, including Nashville affiliate WTVF NewsChannel 5, as well as on Paramount+ in the Nashville market. The broadcast team includes play-by-play announcer **Spero Dedes**, analyst **Adam Archuleta** and reporter **Aditi Kinkhabwala**.

Fans in Nashville can stream live Titans games on mobile devices with NFL+, which offers [access to local games and all primetime games on phones and tablets](#). More information on ways to watch NFL games [can be found here](#).

The Titans Radio Network and Nashville flagship 104.5 The Zone carry all Titans games across the Mid-South with the "Voice of the Titans" **Mike Keith**, analyst **Dave McGinnis**, sideline reporter **Ramon Foster** and gameday host **Rhett Bryan**.

LAST WEEK AGAINST THE CHARGERS

The Titans won last week's home opener against the Los Angeles Chargers in dramatic fashion. Quarterback **Ryan Tannehill** accounted for two total touchdowns, and **Nick Folk's** 41-yard field goal in overtime provided the margin in a 27-24 victory.

Tannehill established a single-game career high with an 83.3 completion percentage (minimum 20 attempts), completing 20 of 24 passes for 246 yards. His afternoon included a 70-yard pass to **Treylon Burks**, a four-yard touchdown pass to **Nick Westbrook-Ikhine** and a 12-yard rushing touchdown. In leading the team to the game's final score in overtime, he was credited with his 27th career game-winning drive, including the regular season and postseason.

Titans running back **Derrick Henry** led the offense with 95 scrimmage yards, including a team-high 80 rushing yards. He scored on a one-yard carry, which was the 79th rushing touchdown of his career. His next rushing touchdown can make him the seventh NFL player in the Super Bowl era (1966–present) to reach 8,000 rushing yards and 80 rushing touchdowns within his first eight seasons. With 8,478 career rushing yards, he requires only 97 more to eclipse **Earl Campbell's** career total (8,574) for second place on the team's all-time rushing list behind only **Eddie George** (10,009).

Meanwhile, the Titans defense tallied three sacks and limited the Chargers to only two third-down conversions on 14 attempts (14.3 percent). The Chargers managed only 61 rushing yards against the Titans, giving the defense an NFL-best active streak of eight consecutive games without allowing an opponent to reach 100 rushing yards, as well as the 18th consecutive game without yielding a 100-yard rushing performance to an individual player on the opposing team.

THE BROWNS

The Browns defeated the Cincinnati Bengals 24-3 in Week 1. In Week 2, they traveled to another AFC North rival, the Pittsburgh Steelers, for Monday Night Football.

Quarterback **Deshawn Watson** was traded to the Browns in 2022 after spending his first five NFL seasons with the Houston Texans. In his first year in Cleveland, Watson started six games and passed for 1,102 yards and seven touchdowns with five interceptions. The three-time Pro Bowl selection was a rookie with the Texans in 2017, which was **Mike Vrabel's** last season on the Houston staff before becoming the head coach of the Titans.

Head coach **Kevin Stefanski** is in his fourth season with the Browns. He is looking to improve on last season's 7-10 record, which was identical to the Titans' finish. In 2020, Stefanski was named the 2020 AP NFL Coach of the Year after leading Cleveland to the postseason and a playoff victory in his first season with the club.

* Browns 1-0 prior to their game at Pittsburgh on Monday night, Sept. 18.

2023 TITANS SCHEDULE

REGULAR SEASON

Day	Date	Opponent	Result/ Kickoff	Score/TV
Sun	9/10	at New Orleans	L	15-16
Sun	9/17	L.A. CHARGERS	W (OT)	27-24
Sun	9/24	at Cleveland	Noon	CBS
Sun	10/1	CINCINNATI	Noon	FOX
Sun	10/8	at Indianapolis	Noon*	CBS
Sun	10/15	BALTIMORE (London)	8:30 a.m.	NFLN
Sun	10/22	BYE		
Sun	10/29	ATLANTA	Noon*	CBS
Thu	11/2	at Pittsburgh	7:15 p.m.	Prime Video
Sun	11/12	at Tampa Bay	Noon*	CBS
Sun	11/19	at Jacksonville	Noon*	CBS
Sun	11/26	CAROLINA	Noon*	FOX
Sun	12/3	INDIANAPOLIS	Noon*	CBS
Mon	12/11	at Miami	7:15 p.m.*	ESPN
Sun	12/17	HOUSTON	Noon*	CBS
Sun	12/24	SEATTLE	Noon*	CBS
Sun	12/31	at Houston	Noon*	FOX
Sat/Sun	1/6-7	JACKSONVILLE	TBD	TBD

All kickoff times Central * Time, TV subject to change

AFC SOUTH STANDINGS

TEAM	W	L	T	PCT	CONF	DIV
Jacksonville Jaguars	1	1	0	.500	1-1-0	1-0-0
Indianapolis Colts	1	1	0	.500	1-1-0	1-1-0
Tennessee Titans	1	1	0	.500	1-0-0	0-0-0
Houston Texans	0	2	0	.000	0-2-0	0-1-0

LAST WEEK: IND 31 at HOU 20, KC 17 at JAX 9, LAC 24 at TEN 27 (OT)

THIS WEEK (CT): IND at BAL (Sun 12:00), TEN at CLE (Sun 12:00), HOU at JAX (Sun 12:00)

NEXT WEEK (CT): ATL at JAX (Sun 9:30 in London), PIT at HOU (Sun 12:00), LAR at IND (Sun 12:00), CIN at TEN (Sun 12:00)

GAME INFORMATION

Date of Game Sunday, Sept. 24, 2023
Kickoff Time 1 p.m. EDT/Noon CDT
Venue Cleveland Browns Stadium
Location Cleveland, Ohio
Opened in 1999
Surface Natural Grass
Capacity 67,431

Visiting Team Tennessee Titans (1-1)

Website www.TennesseeTitans.com
Media Guide www.TennesseeTitans.com/Media
Franchise since 1960 (1960-96 Houston Oilers; 1997-98 Tennessee Oilers)

Ownership Amy Adams Strunk (Controlling Owner/ Co-Chairman, Board of Directors); Kenneth S. Adams, IV (Board of Directors Co-Chair); Barclay Adams; Susan Lewis

President/CEO Burke Nihill
Head Coach Mike Vrabel (since 2018)
General Manager Ran Carthon (since 2023)

Asst. HC/Special Teams Coord. Craig Aukerman
Defensive Coordinator Shane Bowen
Offensive Coordinator Tim Kelly
2023 NFL Offensive Rank 21 (Total), 11 (Rush), 22 (Pass)
2023 NFL Defensive Rank 20 (Total), 3T (Rush), 28 (Pass)

Home Team Cleveland Browns (1-0*)

Website www.clevelandbrowns.com
Franchise since 1950
Managing and Principal Partners Jimmy Haslam, Dee Haslam
Exec. VP/COO David A. Jenkins
GM/Exec. VP of Football Ops. Andrew Berry
Head Coach Kevin Stefanski (since 2020)
Offensive Coordinator Alex Van Pelt
Defensive Coordinator Jim Schwartz
Asst. H.C./Special Teams Coord. Bubba Ventrone
2023 NFL Offensive Rank 10 (Total), 1 (Rush), 29 (Pass)
2023 NFL Defensive Rank 1 (Total), 6 (Rush), 1 (Pass)

Referee Craig Wrolstad

Television CBS

In Nashville WTVF NewsChannel 5, Paramount+
Mobile* NFL+

** Live local and primetime games only. Subscription required.*

Play-by-Play Spero Dedes
Analyst Adam Archuleta
Reporter Aditi Kinkhabwala

Radio Titans Radio Network

Flagship WGFX 104.5 FM-The Zone
Satellite Radio Sirius 134, XM 384, SXM 384 (Internet 830)
Play-by-Play Mike Keith
Analyst Dave McGinnis
Gameday Host Rhett Bryan
Reporter Ramon Foster

** Browns 1-0 prior to their game at Pittsburgh on Monday night, Sept. 18.*



SERIES AT A GLANCE

- Overall series (regular & postseason): **Browns lead 36-32**
- Regular season series: **Browns lead 36-31**
- Postseason series: **Titans lead 1-0**
- Total points: **Titans 1,368, Browns 1,364**
- Current streak: **One win by Browns**
- Titans at home vs. Browns: **14-20**
- Titans on road vs. Browns: **18-16 (including 1-0 in playoffs)**
- Longest winning streak by Titans: **6 (1995-01)**
- Longest losing streak by Titans: **9 (1970-74)**
- Titans vs. Browns at Nissan Stadium: **4-4**
- Last time at Nissan Stadium: **BROWNS 41 at Titans 35 (12-6-20)**
- Titans vs. Browns at Cleveland Browns Stadium: **6-2**
- Last time at Cleveland Browns Stadium: **TITANS 43 at Browns 13 (9-8-19)**
- First time: **Oilers 14 at BROWNS 28 (11-22-70)**
- Mike Vrabel's record vs. Browns: **1-1**
- Kevin Stefanski's record vs. Titans: **1-0**
- Mike Vrabel's record vs. Kevin Stefanski: **0-1**

A TITANS VICTORY WOULD ...

- Improve Mike Vrabel's career record to **52-38** as a head coach, including regular season and playoffs.
- Improve QB Ryan Tannehill's combined starting record in the regular season and playoffs to **82-69**, including a 40-23 record with the Titans.
- Improve the Titans' all-time record against the Browns (regular season and postseason) to **33-36**.



GAME PREVIEW

TEAM NOTES

PLAYER NOTES

MEDIA

STATISTICS

ROSTERS

QUICK CLICKS

[From Last Week's Game](#)

[Game Center](#)

[Gamebook \(PDF\)](#)

[Watch Highlights](#)

[Postgame Press Conference Video: Mike Vrabel](#)

[Jim Wyatt: Six Things That Stood Out](#)

[Game Photos](#)

[Titans Information](#)

[New Stadium Information](#)

[Titans 2023 Media Guide](#)

[Titans Tickets](#)

[Titans in the Community](#)

[Nissan Stadium Information](#)

[Titans Podcasts](#)

SERIES HISTORY

This week's game marks the 69th all-time meeting between the Titans and Browns. In the previous 68 outings, the Browns own a 36-32 advantage, including separate nine- and six-game winning streaks by the Browns. However, the Titans have taken five out of the last eight battles.

The Browns took the most recent clash at Nissan Stadium on Dec. 6, 2020. Although the Titans outscored the Browns 28-3 in the second half, it still was not enough to overcome Cleveland's 38-7 halftime lead. The Browns won by a final score of 41-35. **Ryan Tannehill** passed for 389 yards and three touchdowns in the loss.

The last time the two clubs met at Cleveland Browns Stadium was the 2019 season opener (Sept. 8), which the Titans won 43-13. **Marcus Mariota** completed three touchdown passes, two of which went to tight end **Delanie Walker**. Running back **Derrick Henry** contributed 159 total scrimmage yards, and rookie wide receiver **A.J. Brown** notched 100 receiving yards in his debut. Meanwhile, the Titans defense totaled three interceptions, five sacks and a safety—a first in franchise history for the defense with that combination.

The two franchises met for the first time in 1970, when as a part of the AFL-NFL merger, the Browns moved from the NFL Century Division to the AFC Central, where they would compete with the Oilers/Titans as divisional foes for 32 seasons. The series was interrupted after the 1995 season as a result of the former Browns moving to Baltimore to transition as the Ravens.

A new team was granted to Cleveland to begin play once again in 1999. The new version of the Browns kept the old team's name, records and logos and was once again a member of the AFC Central until divisional realignment in 2002 sent them to the AFC North and the Titans to the AFC South.

The clubs have played one playoff game, a 24-23 Wild Card win by the Oilers in 1988. **Allen Pinkett** scored two touchdowns within a 15-second span of the second quarter, and **Warren Moon** rallied the Oilers with 10 fourth-quarter points for the win, capped by **Tony Zendejas's** 49-yard, game-winning field goal with 1 minute and 54 seconds to play in the fourth quarter.

The Titans' nine-game losing streak against the Browns from 1970-74 is tied (Oakland, 1966-73) for the second-longest losing streak against another opponent in franchise history.

On Oct. 5, 2014, the Browns recorded a historic comeback against the Titans at Nissan Stadium, erasing a 25-point deficit to win 29-28. It was the largest road comeback in NFL history.

MOST RECENT MATCHUPS

2016 Week 6 • Oct. 16, 2016 • Browns 26 at TITANS 28

Marcus Mariota passes for 284 yards and three touchdowns and adds 64 rushing yards ... Kendall Wright catches eight passes for 133 yards, including a 48-yard touchdown ... The Browns score 13 points in the final 2:07, but a second onside kick goes out of bounds to seal the Titans' victory ... The Titans sack rookie quarterback Cody Kessler six times, but Kessler has 336 passing yards with two touchdowns.

2017 Week 7 • Oct. 22, 2017 • TITANS 12 at Browns 9

Ryan Succop's fourth field goal of the day, a 47-yarder with less than two minutes remaining in overtime, provides the victory in a game in which neither team reaches the end zone ... Titans safety Kevin Byard becomes the first NFL player since 2011 (Eagles safety Kurt Coleman) to record three interceptions in a game, victimizing DeShone Kizer twice and Cody Kessler once ... The Browns defense stops the Titans from scoring in the third quarter on a first-and-goal from the one-yard line ... In overtime, the Titans defense forces two three-and-outs leading to the game-winning kick.

2019 Week 1 • Sept. 8, 2019 • TITANS 43 at Browns 13

Marcus Mariota opens the season with three touchdown passes, while the Titans defense contributes three interceptions, five sacks and a safety—a first in franchise history for the defense with that combination ... All three interceptions come in the fourth quarter and lead to Titans touchdowns ... Delanie Walker accounts for two touchdowns, and Derrick Henry adds a career-long 75-yard touchdown reception on a screen play ... Cameron Wake records 2.5 sacks and a safety, while Logan Ryan posts an interception and 1.5 sacks.

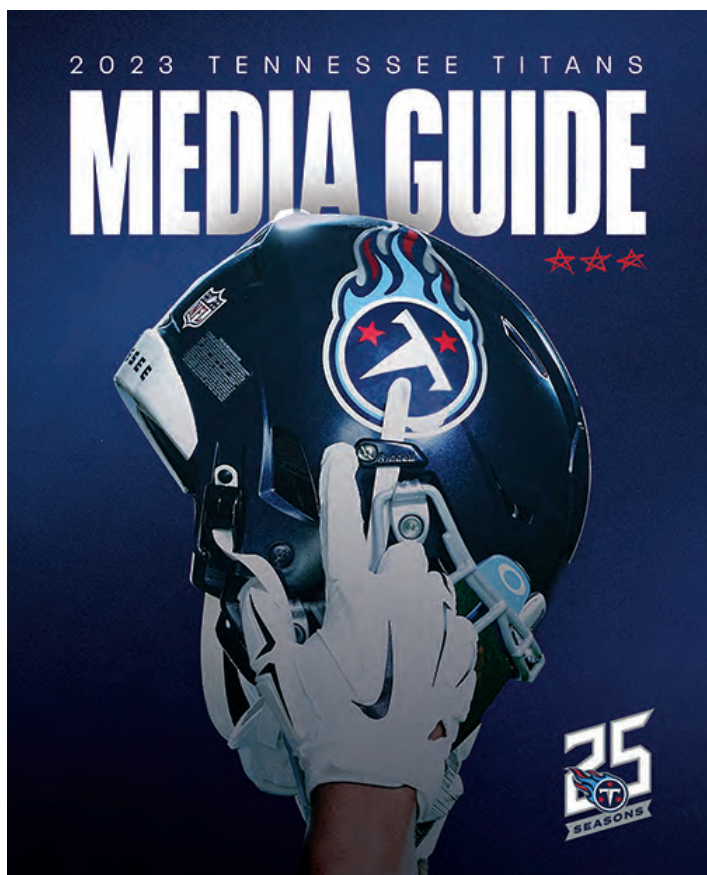
2020 Week 13 • Dec. 6, 2020 • BROWNS 41 at Titans 35

The Browns score 38 points in the first half, including 28 points in the second quarter, to take a 38-7 lead into halftime ... The Titans rebound to outscore the Browns 28-3 in the second half ... In a game featuring the NFL's top two rushing offenses entering the game, the Browns (No. 1) rush for 118 yards and the Titans (No. 2) rush for 60 ... The Titans lose despite 389 passing yards and three touchdowns by Ryan Tannehill and 182 receiving yards by Corey Davis (one touchdown) ... Cleveland's Baker Mayfield throws four touchdown passes in the first half ... The Browns total 458 net yards to the Titans' 431.

ALL-TIME SERIES RESULTS

TITANS vs. BROWNS Browns lead 36-32, including playoffs

Date	Site	W/L	Score	Date	Site	W/L	Score
11-22-70	Cle	L	14-28	11-22-87	Hou	L	7-40
12-7-70	Hou	L	10-21	11-7-88	Hou	W	24-17
9-19-71	Cle	L	0-31	12-18-88	Cle	L	23-28
11-28-71	Hou	L	24-27	12-24-88	Cle	W	24-23 (WC)
10-22-72	Hou	L	17-23	10-29-89	Cle	L	17-28
11-5-72	Cle	L	0-20	12-23-89	Hou	L	20-24
10-21-73	Cle	L	13-42	11-18-90	Cle	W	35-23
11-11-73	Hou	L	13-23	12-9-90	Hou	W	58-14
9-22-74	Cle	L	7-20	11-17-91	Hou	W	28-24
12-15-74	Hou	W	24-28	12-15-91	Cle	W	17-14
10-12-75	Cle	W	10-40	11-8-92	Hou	L	14-24
12-21-75	Hou	W	10-21	12-20-92	Cle	W	17-14
11-7-76	Hou	L	7-21	11-21-93	Cle	W	27-20
12-5-76	Cle	L	10-13	12-12-93	Hou	W	19-17
10-16-77	Hou	L	23-24	10-13-94	Hou	L	8-11
12-11-77	Cle	W	15-19	11-27-94	Cle	L	10-34
10-1-78	Cle	W	13-16	9-17-95	Hou	L	7-14
11-5-78	Hou	W	10-14	11-5-95	Cle	W	37-10
9-30-79	Hou	W	31-10	9-19-99	Ten	W	26-9
12-2-79	Cle	L	7-14	11-28-99	Cle	W	33-21
9-15-80	Cle	W	7-16	11-19-00	Ten	W	24-10
11-30-80	Hou	L	14-17	12-17-00	Cle	W	24-0
9-13-81	Cle	W	9-3	12-2-01	Cle	W	31-15
12-3-81	Hou	W	17-13	12-30-01	Ten	L	38-41
12-26-82	Hou	L	14-20	9-22-02	Ten	L	28-31 OT
10-30-83	Cle	L	19-25 OT	11-6-05	Cle	L	14-20
12-11-83	Hou	W	27-34	12-7-08	Ten	W	28-9
11-25-84	Cle	L	10-27	10-2-11	Cle	W	31-13
12-16-84	Hou	L	20-27	10-5-14	Ten	L	28-29
10-13-85	Hou	L	6-21	9-20-15	Cle	L	14-28
12-15-85	Cle	L	21-28	10-16-16	Ten	W	28-26
9-14-86	Hou	L	20-23	10-22-17	Cle	W	12-9
11-30-86	Cle	L	10-13 OT	9-8-19	Cle	W	43-13
10-11-87	Cle	W	15-10	12-6-20	Ten	L	35-41



Click to access the 2023 Titans Media Guide

WHAT TO LOOK FOR THIS WEEK

DL DENICO AUTRY

- Can register his third consecutive game with at least one sack. It would tie for the second-longest such streak of his career.

S KEVIN BYARD

- Needs one interception to break a four-way tie and gain sole possession of fourth place on the team's all-time career interceptions list. With 27 career interceptions, he is tied with **Tony Banfield**, **W.K. Hicks** and **Darryll Lewis** on the franchise chart.

K NICK FOLK

- Enters the game with a streak of 15 consecutive field goals made.
- Enters the game with a streak of 64 consecutive field goals made on attempts from less than 40 yards. **Justin Tucker** holds the NFL record with a streak of 70 made field goals from under 40 yards.

RB DERRICK HENRY

- Can record his 38th total 100-yard rushing game, including regular season (35) and playoffs (three). He would tie **Eddie George** (38 total) for the second-most such games in franchise history, trailing only **Earl Campbell** (40). His 35th such regular-season game would tie **Chris Johnson's** mark for the third-most in franchise history, behind only Campbell (39) and George (36).
- Needs 97 rushing yards (currently at 8,478 for his career) to pass **Earl Campbell** (8,574) for second place on the team's all-time rushing list. He would trail only **Eddie George** (10,009).
- Needs one rushing touchdown to reach 80 for his career. He would become the seventh NFL player in the Super Bowl era (1966–present) to reach 8,000 rushing yards and 80 rushing touchdowns within his first eight seasons. The other players on the list are **Eric Dickerson**, **Barry Sanders**, **Emmitt Smith**, **Shaun Alexander**, **LaDainian Tomlinson** and **Adrian Peterson**.
- With six career 200-yard rushing games, he needs one more to surpass **Adrian Peterson** (six) and **O.J. Simpson** (six) for the most such games all-time.

- Needs 176 scrimmage yards (currently at 9,793) to eclipse **Chris Johnson's** career total (9,968) for second place in franchise history behind only **Eddie George** (12,153).

WR DeANDRE HOPKINS

- Has an active streak of 147 consecutive games with a reception—every game he has played since he entered the NFL. It is the longest active streak in the NFL.

DT JEFFERY SIMMONS

- Can post at least one sack in Week 1, Week 2 and Week 3 for the first time in his career. A three-game streak with one or more sacks would tie his career-long streak (2022).

QB RYAN TANNEHILL

- Can record his 26th career 300-yard passing game.
- Needs a passer rating of at least 100.0 (minimum 20 attempts) to register his 27th such performance as a member of the Titans. That would place him in a tie with **Steve McNair** (27) for the second-highest total in franchise history behind only **Warren Moon** (29).

WR NICK WESTBROOK-IKHINE

- Needs 11 receiving yards to reach 1,000 for his career (989 entering the game).

NOTABLE PERFORMANCES VS. THE BROWNS

S KEVIN BYARD

- In three career games against Cleveland, Byard has recorded 11 tackles and four interceptions.
- On 10/22/17 at Cleveland, Byard was named AFC Defensive Player of the Week after posting two tackles and tying a single-game franchise record with three interceptions for a total of 60 yards.
- On 9/8/19 at Cleveland, Byard notched seven tackles and one 28-yard interception.

K NICK FOLK

- In seven career games against Cleveland, Folk has recorded seven field goals and 28 extra points made. He has a perfect 7-0 record against the Browns.
- On 10/30/16 at Cleveland, Folk kicked a 24-yard field goal with 4:04 left in the game to give the Jets an 11-point lead over the Browns, which proved to be the difference as Cleveland scored the final eight points of the contest.

RB DERRICK HENRY

- On 9/8/19 at Cleveland, Henry carried the ball 19 times for 84 yards and one touchdown and recorded a career-long 75-yard touchdown reception. It was his first career performance with a rushing touchdown and a receiving touchdown.

WR DeANDRE HOPKINS

- In four career games against Cleveland, Hopkins has recorded 16 receptions for 245 yards and three touchdowns. He is currently 4-0 against the Browns.
- On 10/17/21 at Cleveland, Hopkins had three receptions for 55 yards and two touchdowns in a win for the Arizona Cardinals.

WR CHRIS MOORE


- Moore has faced off against the Browns eight times in his career, recording seven receptions for 94 yards. He holds a 5-3 record against Cleveland.
- On 12/4/22 against Cleveland, Moore recorded three receptions for 46 yards, which tied for the team high for the Texans. Caught a 39-yard pass on fourth-and-three to set up a Texans touchdown on the next play.

QB RYAN TANNEHILL

- On 9/25/16 against Cleveland, Tannehill completed 25 of 39 passes for 319 yards and three touchdowns as a member of the Miami Dolphins.
- On 12/6/20 against Cleveland, Tannehill completed 29 of 45 passes for 389 yards and three touchdowns. His 389 passing yards is the fourth most he has ever recorded in a game. It was one of five games during the 2020 season he threw for three or more touchdowns.

TITANS-BROWNS: THE LAST MEETING

Week 13: Titans 35, Browns 41
Sunday, Dec. 6, 2020 • 12:00 p.m. CT • Nissan Stadium



In Week 13 of the 2020 season, the Titans hosted the Browns in a matchup of two 8-3 teams. Despite scoring 28 points in the second half and recording 431 total net yards of offense, Tennessee fell to Cleveland by a score of 41-35.

Cleveland got on the board on their opening possession with an eight-play scoring drive that culminated in a 27-yard field goal. The Browns took a 3-0 lead and never relinquished it. Later in the first quarter, Cleveland manufactured a nine-play scoring drive to increase the lead to 10-0. Browns QB Baker Mayfield connected with Browns RB Nick Chubb for a 26-yard gain before throwing a two-yard touchdown pass to Browns WR Jarvis Landry. On the ensuing Titans possession, Browns DT Sheldon Richardson forced RB Derrick Henry to fumble the ball and it was recovered by Browns SS Karl Joseph. Cleveland took possession at the Tennessee 21-yard line and capitalized on the turnover as Mayfield tossed a one-yard touchdown to Browns T Kendall Lamm to make it a 17-0 game.

The Titans got on the board in the second quarter with a four-play scoring drive. QB Ryan Tannehill threw a 40-yard pass to WR A.J. Brown to help move the chains before connecting with WR Corey Davis for a 17-yard touchdown to make it 17-7. However, Cleveland responded on their next possession with a quick one-play scoring drive as Mayfield threw a 75-yard touchdown pass to Browns WR Donovan Peoples-Jones to extend the lead, 24-7. Cleveland added two more touchdowns in the second quarter. First, Mayfield tossed a 17-yard touchdown to WR Rashard Higgins, and then Chubb ran in a one-yard rushing score as the Browns took a 38-7 lead into halftime.

Tennessee opened up the second half with two consecutive touchdown drives. First was a three-play scoring drive as Henry ran for 10 yards, Tannehill threw a 43-yard strike to Davis, and then culminated in Tannehill tossing a 22-yard touchdown to TE MyCole Pruitt. However, the two-point conversion attempt was unsuccessful as the Titans made it a 38-13 game. Next came a six-play scoring drive with Davis contributing two catches for 40 yards to move the sticks. At the Cleveland 19-yard line, Tannehill threw an 18-yard pass to Brown, but Brown fumbled the ball. Pruitt scooped it up and ran in a three-yard fumble recovery touchdown. Tannehill rushed for a successful two-point conversion attempt as Tennessee inched closer, 38-21.

On the following Cleveland possession, the Browns drove down the field into Titans territory, but Tennessee limited their opponent to a field goal. The 43-yard kick which made it a 41-21 game became Cleveland's only points scored in the second half.

In the fourth quarter, the Titans tacked on two touchdowns to make it a one-score game. They executed a 15-play, 91-yard scoring drive that saw four receptions for 47 yards by Davis, and four catches for 37 yards by TE Anthony Firkser. Ultimately, RB Jeremy McNichols rushed in a one-yard touchdown to make it 41-28. On the following Browns possession, DL Jack Crawford forced Mayfield

to fumble the ball. S Kenny Vaccaro recovered it and returned the fumble 53 yards to give the Titans possession at the Cleveland 13-yard line with 48 seconds remaining in regulation. Tannehill connected with WR Cameron Batson for an eight-yard touchdown to cut Cleveland's lead to 41-35. However, Tennessee couldn't recover an onside kick and fell to the Browns at home.

SCORING

	1	2	3	4	Final
Cleveland	10	28	3	0	41
Tennessee	0	7	14	14	35

TEAM	SCORING PLAY	TIME
Browns	C.Parkey 27 yd. Field Goal	1-10:43
Browns	J.Landry 2 yd. pass from B.Mayfield (C.Parkey kick)	1-3:19
Browns	K.Lamm 1 yd. pass from B.Mayfield (C.Parkey kick)	2-14:56
Titans	C.Davis 17 yd. pass from R.Tannehill (S.Gostkowski kick)	2-13:14
Browns	D.Peoples-Jones 75 yd. pass from B.Mayfield (C.Parkey kick)	2-13:04
Browns	R.Higgins 17 yd. pass from B.Mayfield (C.Parkey kick)	2-5:46
Browns	N.Chubb 1 yd. run (C.Parkey kick)	2-0:55
Titans	M.Pruitt 22 yd. pass from R.Tannehill (run failed)	3-13:52
Titans	M.Pruitt 3 yd. fumble recovery (R.Tannehill run)	3-9:08
Browns	C.Parkey 43 yd. Field Goal	3-5:29
Titans	J.McNichols 1 yd. run (S.Gostkowski kick)	4-1:23
Titans	C.Batson 8 yd. pass from R.Tannehill (S.Gostkowski kick)	4-0:28

Missed FGs: None

Attendance: 13,986

Time of Game: 3:23

Weather: 52°, Sunny, wind SE 1 mph

Referee: Clete Blakeman

CLICK TO WATCH HIGHLIGHTS



TEAM STATISTICS

	Browns	Titans
TOTAL FIRST DOWNS	26	25
THIRD DOWN EFFICIENCY	10-16-63%	2-10-20%
FOURTH DOWN EFFICIENCY	0-1-0%	3-4-75%
TOTAL NET YARDS	458	431
Plays - Avg.	70-6.5	66-6.5
NET YARDS RUSHING	118	62
Rushes - Avg.	36-3.3	18-3.4
NET YARDS PASSING	340	369
Sacks - Yards Lost	0-0	3-20
PASS ATT-COMP-INT	34-26-0	45-29-1
PUNTS - Avg.	3-41.0	3-46.0
Net Punting Average	41.0	45.7
PUNT RETURNS - Yards	3-1	0-0
KICKOFF RETURNS - Yards	0-0	4-83
INTERCEPTIONS - Yards	1-21	0-0
PENALTIES Number and Yards	13-92	5-52
FUMBLES - Lost	1-1	4-2
TOUCHDOWNS	5	5
EXTRA POINTS Made-Attempts	5-5	4-5
FIELD GOALS Made-Attempts	2-2	0-0
RED ZONE EFFICIENCY	4-5-80%	4-5-80%
GOAL TO GO EFFICIENCY	3-3-100%	1-1-100%
SAFETIES	0	0
GIVEAWAYS	1	3
TAKEAWAYS	3	1
TIME OF POSSESSION	36:46	23:14

BROWNS STARTERS

OFFENSE		DEFENSE	
WR 80	J.Landry	DE 95	M.Garrett
LT 71	J.Wills	DT 98	S.Richardson
LG 75	J.Bitonio	DT 65	L.Ogunjobi
C 64	J.Tretter	DE 54	O.Vernon
RG 77	W.Teller	WILL 51	M.Wilson
RT 78	J.Conklin	MIKE 93	B.Goodson
TE 81	A.Hooper	SAM 90	J.Elliott
WR 82	R.Higgins	CB 39	T.Mitchell
QB 6	B.Mayfield	CB 28	K.Johnson
RB 24	N.Chubb	FS 23	A.Sendejo
FB 88	H.Bryant	SS 42	K.Joseph

TITANS STARTERS

OFFENSE		DEFENSE	
WR 84	C.Davis	DE 94	J.Crawford
TE 87	G.Swaim	NT 90	D.Jones
LT 72	D.Quessenberry	DT 98	J.Simmons
LG 76	R.Saffold III	OLB 59	T.Skipper
C 60	B.Jones	ILB 54	R.Evans
RG 64	N.Davis	ILB 51	D.Long
RT 71	D.Kelly	OLB 58	H.Landry III
TE 85	M.Pruitt	CB 39	B.Borders
WR 11	A.Brown	SS 24	K.Vaccaro
QB 17	R.Tannehill	FS 31	K.Byard
RB 22	D.Henry	CB 21	M.Butler

BROWNS INDIVIDUAL STATISTICS

Rushing	Att	Yds	Avg	Lg	TD
N.Chubb	18	80	4.4	29	1
K.Hunt	14	33	2.4	8	0
B.Mayfield	4	5	1.3	3	0
Total	36	118	3.3	29	1

Passing	Att	Cmp	Yds	TD	Lg	IN	Rt
B.Mayfield	33	25	334	4	75	0	147.0
J.Landry	1	1	6	0	6	0	91.7
Total	34	26	340	4	75	0	146.7

Receiving	No	Yds	Avg	Lg	TD
J.Landry	8	62	7.8	13	1
R.Higgins	6	95	15.8	35	1
K.Hunt	3	24	8.0	13	0
D.Peoples-Jones	2	92	46.0	75	1
A.Hooper	2	24	12.0	16	0
N.Chubb	1	26	26.0	26	0
B.Mayfield	1	6	6.0	6	0
D.Johnson	1	5	5.0	5	0
D.Njoku	1	5	5.0	5	0
K.Lamm	1	1	1.0	1	1
Total	26	340	13.1	75	4

Interceptions	No	Yds	Avg	Lg	TD
M. Stewart Jr.	1	21	21.0	21	0
Total	1	21	21.0	21	0

Leading Tacklers (Press Box Totals)
 A. Sendejo 8-7-1; M. Smith 7-3-4; M. Wilson 6-4-2

Sacks: M. Smith 1; M. Garrett 1; L. Ogunjobi
FF: M. Smith 1; S. Richardson 1; T. Mitchell 1 **FR:**
 K. Joseph 1; K. Johnson 1

TITANS INDIVIDUAL STATISTICS

Rushing	Att	Yds	Avg	Lg	TD
D.Henry	15	60	4.0	10	0
J.McNichols	2	2	1.0	1	1
C.Batson	1	0	0.0	0	0
Total	18	62	3.4	10	1

Passing	Att	Cmp	Yds	TD	Lg	IN	Rt
R.Tannehill	45	29	389	3	43	0	1104.8
Total	45	29	389	3	43	0	1104.8

Receiving	No	Yds	Avg	Lg	TD
C.Davis	11	182	16.5	43	1
A.Firkser	5	51	10.2	14	0
A.Brown	4	87	21.8	40	0
J.McNichols	3	15	5.0	8	0
C.Batson	3	14	4.7	8	1
M.Pruitt	1	22	22.0	22	1
A.Humphries	1	9	9.0	9	0
D.Henry	1	9	9.0	9	0
Total	29	389	13.4	43	3

Interceptions	No	Yds	Avg	Lg	TD
None					

Leading Tacklers (Press Box Totals)
 M. Butler 8-7-1; J. Crawford 7-6-1; J. Simmons 7-3-4

Sacks: None
FF: J. Crawford 1 **FR:** K. Vaccaro

2023 TALE OF THE TAPE

	Tenn.	Clev.	NFL/Avg
OFFENSE			
GAMES (Won-Lost)	1-1	1-0	---
FIRST DOWNS	38	21	37.6
Rushing	15	12	12.5
Passing	17	9	21.3
Penalty	6	0	3.7
YDS GAINED (tot)	626	350	613.9
Avg per Game	313.0	350.0	327.4
RUSHING (net)	245	206	204.4
Avg per Game	122.5	206.0	109.0
Rushes	56	40	50.3
Yards per Rush	4.4	5.2	4.1
PASSING (net)	381	144	409.5
Avg per Game	190.5	144.0	218.4
Passes Att.	58	29	64.4
Completed	36	16	42.7
Pct Completed	62.1	55.2	66.2
Yards Gained	444	154	439.0
Sacked	8	3	4.7
Yards Lost	63	10	29.5
Had intercepted	3	1	1.3
Yards Opp Ret	5	20	16.0
Opp TDs on Int	0	0	0.2
PUNTS	8	7	7.3
Avg Yards	51.6	47.3	47.4
PUNT RETURNS	6	3	3.2
Avg Return	8.0	5.0	9.7
Returned for TD	0	0	0.1
KICKOFF RETURNS	0	0	1.5
Avg Return	0.0	0.0	22.4
Returned for TD	0	0	0.0
PENALTIES	13	5	11.8
Yards Penalized	90	43	98.6
FUMBLES BY	0	2	2.4
Fumbles Lost	0	1	1.1
Opp Fumbles	2	0	2.4
Opp Fum Lost	1	0	1.1
POSS. TIME (avg)	32:43	35:50	30:00
TOUCHDOWNS	3	2	4.7
Rushing	2	1	1.7
Passing	1	1	2.6
Returns	0	0	0.3
EXTRA-PT KICKS	3/3	1/1	96%
2-PT CONVERSIONS	0/0	1/1	70%
FIELD GOALS/FGA	7/7	3/3	3/4
POINTS SCORED	42	24	42.7
DEFENSE			
POINTS ALLOWED	40	3	42.7
OPP FIRST DOWNS	34	6	37.6
Rushing	6	2	12.5
Passing	26	3	21.3
Penalty	2	1	3.7
OPP YARDS GAINED	693	142	613.9
Avg per Game	346.5	142.0	327.4
OPP RUSHING (net)	130	75	204.4
Avg per Game	65.0	75.0	109.0
Rushes	48	20	50.3
Yards per Rush	2.7	3.8	4.1
OPP PASSING (net)	563	67	409.5
Avg per Game	281.5	67.0	218.4
Passes Att.	74	32	64.4
Completed	50	14	42.7
Pct Completed	67.6	43.8	66.2
Sacked	7	2	4.7
Yards Lost	47	15	29.5
INTERCEPTED BY	1	0	1.3
Yards Returned	10	0	16.0
Returned for TD	0	0	0.2
OPP PUNT RETURNS	6	3	3.2
Avg return	11.5	8.0	9.7
OPP KICKOFF RET	6	2	1.5
Avg return	22.3	22.5	22.4
OPP TOUCHDOWNS	3	0	4.7
Rushing	0	0	1.7
Passing	3	0	2.6
Returns	0	0	0.3

2023 SCHEDULE & RESULTS



REGULAR SEASON

Date	Opponent	W/L	Score
09/10	at New Orleans	L	15-16
09/17	L.A. Chargers	W (OT)	27-24
09/24	at Cleveland		
10/01	Cincinnati		
10/08	at Indianapolis		
10/15	Baltimore (London)		
10/29	Atlanta		
11/02	at Pittsburgh		
11/12	at Tampa Bay		
11/19	at Jacksonville		
11/26	Carolina		
12/03	Indianapolis		
12/11	at Miami		
12/17	Houston		
12/24	Seattle		
12/31	at Houston		
TBD	Jacksonville		

REGULAR SEASON

Date	Opponent	W/L	Score
09/10	Cincinnati	W	24-3
09/18	at Pittsburgh		
09/24	Tennessee		
10/01	Baltimore		
10/15	San Francisco		
10/22	at Indianapolis		
10/29	at Seattle		
11/05	Arizona		
11/12	at Baltimore		
11/19	Pittsburgh		
11/26	at Denver		
12/03	at L.A. Rams		
12/10	Jacksonville		
12/17	Chicago		
12/24	at Houston		
12/28	N.Y. Jets		
TBD	at Cincinnati		

2023 REGULAR SEASON INDIVIDUAL LEADERS

Passing

	Att	Cmp	Yds	Pct	Y/Att	TD	Int	Lg	Sack/Lost	Rtg	
Titans	R. Tannehill	58	36	444	62.1	7.7	1	3	70	8/63	69.9
Browns	D. Watson	29	16	154	55.2	5.3	1	1	33	3/10	67.3

Rushing

	No.	Yds	Avg	Long	TD	
Titans	D. Henry	40	143	3.6	23	1
	T. Spears	11	76	6.9	17	0
Browns	N. Chubb	18	106	5.9	17	0
	D. Watson	5	45	9.0	13t	1

Receiving

	No.	Yds	Avg	Long	TD	
Titans	D. Hopkins	11	105	9.5	16	0
	N. Westbrook-Ikhine	7	83	11.9	24	1
	T. Burks	5	94	18.8	70	0
	D. Henry	5	71	14.2	46	0
Browns	N. Chubb	4	21	5.3	10	0
	E. Moore	3	43	14.3	33	0
	A. Cooper	3	37	12.3	20	0

Interceptions

	No.	Yds	Avg	Long	TD	
Titans	A. Hooker	1	10	10.0	10	0
Browns	(none)					

Punting

	No.	Yds	Avg	Net	TB	In	Lg	B	
Titans	R. Stonehouse	8	413	51.6	40.5	1	1	63	0
Browns	C. Bojorquez	7	331	47.3	43.9	0	3	66	0

Punt Returns

	No.	FC	Yds	Avg	Lg	TD	
Titans	K. Jackson	6	3	48	8.0	14	0
Browns	D. Peoples-Jones	3	4	15	5.0	6	0

Kickoff Returns

	No.	Yds	Avg	Lg	TD
Titans	(none)				
Browns	(none)				

Scoring/Kickers

	PAT	FG	Pts	
Titans	N. Folk	3/3	7/7	24
Browns	D. Hopkins	1/1	3/3	10

Sacks

	Tot	
Titans	D. Autry	2.5
Browns	M. Garrett, O. Okoronkwo	1.0

Tackles

	Tot	Solo	Asst	
Titans	K. Byard	20	12	8
Browns	G. Delpit	8	7	1

GAME PREVIEW

TEAM NOTES

PLAYER NOTES

MEDIA

STATISTICS

ROSTERS

2023 INDIVIDUAL NFL RANKINGS

(qualifiers only, where applicable)

Category	Team	Player	Stat	NFL Rank
Passer Rating	Titans	Ryan Tannehill	69.9	28
	Browns	Deshaun Watson	67.3	30
Passing Yards	Titans	Ryan Tannehill	444	14
	Browns	Deshaun Watson	154	32
Passing TDs	Titans	Ryan Tannehill	1	25t
	Browns	Deshaun Watson	1	25t
Rushing Yards	Titans	Derrick Henry	143	8
	Browns	Nick Chubb	106	20
Rushing Average	Titans	Derrick Henry	3.58	35
	Browns	Nick Chubb	5.89	7
Rushing TDs	Titans	D. Henry, R. Tannehill	1	12t
	Browns	Deshaun Watson	1	12t
Receptions	Titans	DeAndre Hopkins	11	19t
	Browns	Nick Chubb	4	128t
Receiving Yards	Titans	DeAndre Hopkins	105	37
	Browns	Elijah Moore	43	127
Receiving TDs	Titans	Nick Westbrook-Ikhine	1	18t
	Browns	Harrison Bryant	1	18t
Sacks	Titans	Denico Autry	2.5	9
	Browns	M. Garrett, O. Okoronkwo	1	33t
Interceptions	Titans	Amani Hooker	1	5t
	Browns	(none)		

2023 SITUATIONAL RECORDS

TENNESSEE TITANS		CLEVELAND BROWNS	
Total	1 - 1	Home	1 - 0
Home	1 - 0	Away	0 - 0
Away	0 - 1	Grass	1 - 0
Grass	0 - 0	Turf	0 - 0
Turf	1 - 1	AFC	1 - 0
AFC	1 - 0	NFC	0 - 0
NFC	0 - 1	In Division	1 - 0
In Division	0 - 0	Out Division	0 - 0
Out Division	1 - 1	Indoor	0 - 0
Indoor	0 - 1	Outdoor	1 - 0
Outdoor	1 - 0	Total	1 - 0
September	1 - 1	September	1 - 0
Sunday	1 - 1	Sunday	1 - 0

THE TITANS ARE 6-2 IN OVERTIME GAMES SINCE MIKE VRABEL WAS HIRED AS HEAD COACH IN 2018.

THIS WEEK'S NFL SCHEDULE

All Times Central

Thursday, Sept. 21

New York Giants at San Francisco 7:15 Prime Video

Sunday, Sept. 22

Indianapolis	at Baltimore	12:00	CBS
Tennessee	at Cleveland	12:00	CBS
Atlanta	at Detroit	12:00	FOX
New Orleans	at Green Bay	12:00	FOX
Houston	at Jacksonville	12:00	FOX
Denver	at Miami	12:00	CBS
Los Angeles Chargers	at Minnesota	12:00	FOX
New England	at New York Jets	12:00	CBS
Buffalo	at Washington	12:00	CBS
Carolina	at Seattle	3:05	CBS
Dallas	at Arizona	3:25	FOX
Chicago	at Kansas City	3:25	FOX
Pittsburgh	at Las Vegas	7:20	NBC

Monday, Sept. 25

Philadelphia at Tampa Bay 6:15 ABC
Los Angeles Rams at Cincinnati 7:15 ESPN

LAST WEEK'S STARTERS

Titans vs. Chargers | Browns vs. Bengals (Week 1)

TITANS OFFENSE			BROWNS DEFENSE		
WR	16	Treyton Burks	DE	95	Myles Garrett
WR	15	Nick Westbrook-Ikhine	DT	94	Dalvin Tomlinson
TE	85	Chig Okonkwo	DT	96	Jordan Elliott
LT	71	Andre Dillard	DE	99	Za'Darius Smith
LG	67	Xavier Newman	LB	6	Jeremiah Owusu-Koramoah
C	55	Aaron Brewer	LB	5	Anthony Walker
RG	60	Daniel Brunskill	CB	0	Greg Newsome
RT	66	Chris Hubbard	CB	21	Denzel Ward
WR	10	DeAndre Hopkins	S	22	Grant Delpit
QB	17	Ryan Tannehill	S	26	Rodney McLeod
RB	22	Derrick Henry	DB	23	Martin Emerson

TITANS DEFENSE			BROWNS OFFENSE		
DL	96	Denico Autry	TE	85	David Njoku
DT	93	Teair Tart	LT	71	Jedrick Wills
DT	98	Jeffery Simmons	LG	75	Joel Bitonio
DT	95	Kyle Peko	C	55	Ethan Pocic
LB	2	Azeez Al-Shaair	RG	77	Wyatt Teller
LB	50	Jack Gibbens	RT	78	Jack Conklin
OLB	58	Harold Landry III	WR	2	Amari Cooper
CB	0	Sean Murphy-Bunting	WR	11	Donovan Peoples-Jones
S	31	Kevin Byard	QB	4	Deshaun Watson
S	24	Elijah Molden	RB	24	Nick Chubb
CB	21	Roger McCreary	WR	8	Elijah Moore

GAME PREVIEW

TEAM NOTES

PLAYER NOTES

MEDIA

STATISTICS

ROSTERS

WHERE THE TEAMS RANK IN 2023

2022 OFFENSIVE STATISTICS AND NFL RANKING

OFFENSIVE CATEGORY	TITANS STAT (RANK)	BROWNS STAT (RANK)
Yards / Game	313.0 (21)	350.0 (10)
Yards / Play	5.13 (15)	4.86 (22)
Rushing Yards / Game	122.5 (11)	206.0 (1)
Rushing Yards / Play	4.38 (11)	5.15 (3)
Passing Yards / Game	190.5 (22)	144.0 (29)
Passing Yards / Play	6.57 (12)	4.97 (29)
Interception Rate	5.17% (29)	3.45% (24)
Sacks / Pass Attempt	13.79% (29)	10.34% (22)
First Downs / Game	19.0 (19t)	21.0 (12t)
Punt Return Avg	8.0 (16t)	5.0 (23)
Kickoff Return Avg	0.0 (25t)	0.0 (25t)
Field Goals Made	100.00% (1t)	100.00% (1t)
3rd Down Pct	32.00% (27t)	28.57% (30)
4th Down Pct	0.00% (27t)	0.00% (27t)
Red Zone Pct	42.86% (27)	66.67% (7t)
Goal to Go%	100.00% (1t)	100.00% (1t)
Avg Time of Possession	32:43 (8)	35:50 (3)
Points / Game	21.0 (20)	24 (16)
Turnover Ratio	-1 (18t)	-2 (23t)

2022 DEFENSIVE STATISTICS AND NFL RANKING

DEFENSIVE CATEGORY	TITANS STAT (RANK)	BROWNS STAT (RANK)
Yards / Game	346.5 (20)	142.0 (1)
Yards / Play	5.37 (20)	2.63 (1)
Rushing Yards / Game	65.0 (3t)	75.0 (6)
Rushing Yards / Play	2.71 (2)	3.75 (13)
Passing Yards / Game	281.5 (28)	67.0 (1)
Passing Yards / Play	7.61 (29)	2.09 (1)
Interception Rate	1.35% (19)	0.00% (25t)
Sacks / Pass Attempt	9.46% (8)	6.25% (20t)
First Downs / Game	17.0 (7t)	6.0 (1)
Punt Return Avg	11.5 (24)	8.0 (19t)
Kickoff Return Avg	22.3 (22t)	22.5 (24)
3rd Down Pct	30.00% (8)	13.33% (1)
4th Down Pct	100.00% (27t)	0.00% (1t)
Red Zone Pct	33.33% (4t)	0.00% (1t)
Goal to Go%	0.00% (1t)	0.00% (1t)
Points / Game	20.0 (11)	3.0 (1)
Point Differential / Game	1.0 (14t)	21.0 (2)
Yard Differential / Game	-33.5 (21)	208.0 (1)

BROWNS HEAD COACH KEVIN STEFANSKI

KEVIN STEFANSKI AT A GLANCE

- Regular season record: 27-24
- Postseason record: 1-1
- Overall record: 28-25
- vs. Titans: 1-0
- on the road vs. Titans: 1-0
- at home vs. Titans: 0-0
- vs. Mike Vrabel: 1-0
- Year as Browns head coach: 4
- Year as NFL head coach: 4



Kevin Stefanski's Assistant Coaching Staff:

Jeff Anderson	Defensive Quality Control
Ephraim Banda	Safeties
Ben Bloom	Defensive Line
Stephen Bravo-Brown	Assistant Special Teams
Callie Brownson	Assistant Wide Receivers
Bill Callahan	Offensive Line
Josh Christovich	Strength & Conditioning Asst./Sports Science
Jonathan Decoster	Offensive Assistant
Zach Dunn	Defensive Quality Control
Monty Gibson	Strength and Conditioning
Ashton Grant	Offensive Assistant/Quarterbacks
Marion Hobby	Defensive Line
Riley Hecklinski	Coordinator, Coaching Logistics
Shaun Huls	Director of High Performance
Larry Jackson	Director of Strength and Conditioning
Dale Jones	Strength and Conditioning Assistant
Brandon Lynch	Cornerbacks
Evan Marcus	Strength and Conditioning Assistant
T.C. McCartney	Tight Ends
Stump Mitchell	Run Game Coordinator/Running Backs
Bill Musgrave	Senior Offensive Assistant
Chad O'Shea	Pass Game Coordinator/Wide Receivers
Scott Peters	Assistant Offensive Line
Kevin Rogers	Senior Assistant/Special Projects
Jim Schwartz	Defensive Coordinator
Jason Tarver	Linebackers
Jordan Thomas	Assistant Defensive Line
Alex Van Pelt	Offensive Coordinator
Bubba Ventrone	Asst. Head Coach/Special Teams Coordinator
Nemo Washington	Bill Willis Coaching Fellow

Kevin Stefanski was named the 18th full-time head coach of the Cleveland Browns on Jan. 13, 2020. In his first three seasons, Stefanski earned a playoff berth, one playoff win and a Coach of the Year honor, all in his first year as head coach (2020). The Browns finished with a 7-10 in 2022.

Stefanski has revitalized the run game for the Browns in his time at the helm. Since 2020, the team ranks among the NFL leaders in most rushing categories including yards (second with 146.7 yards per game), rushing average (third with 4.85 yards per attempt) and touchdowns (tied for fourth with 60). The rushing attack is spearheaded by running back **Nick Chubb**, who has been selected to the Pro Bowl each of the past four seasons. In 2022, the team recorded the third highest rushing total in team history (2,490), aided by Chubb's 1,525 yards, which ranked third in the NFL. The vaunted rushing offense also features Pro Bowl offensive linemen **Joel Bitonio** and **Wyatt Teller**.

Defensively, the Browns finished fifth in total defense in 2021, Cleveland's highest finish since 1987. That year, All-Pro defensive end **Myles Garrett** set the franchise's single-season sack record with 16. The next year, he would match that mark, becoming the only player in the NFL with 16 sacks in 2021 and 2022.

During his first three seasons, Stefanski led the Browns to 27 total wins, the most by any Browns coach since the team's return in 1999. His 11 wins in 2020 were the most by any first-year Browns coach since **Paul Brown** had twelve in the team's inaugural season (1946).

Prior to joining the Browns, Stefanski spent 14 seasons with the Minnesota Vikings, starting out as an assistant to the head coach in 2006. He served as assistant quarterbacks coach (2009-13), tight ends coach (2014-15), running backs coach (2016) and quarterbacks coach (2017-18) before being named interim offensive coordinator (2018) and given the permanent role in 2019.

Stefanski's pre-NFL coaching history started at his alma mater, the University of Pennsylvania, where he was assistant director of football operations in 2005 after being a team captain for Penn during his senior year as a player.

Stefanski is a native of Philadelphia, Pa.

KEVIN STEFANSKI'S COACHING BACKGROUND

2020-present:	Cleveland Browns - Head Coach
2019:	Minnesota Vikings - Offensive Coordinator
2017-18:	Minnesota Vikings - Quarterbacks
2016:	Minnesota Vikings - Running Backs
2014-15:	Minnesota Vikings - Tight Ends
2009-13:	Minnesota Vikings - Assistant Quarterbacks
2006-08:	Minnesota Vikings - Assistant to the Head Coach
2005:	University of Pennsylvania - Assistant Director of Football Operations

TITANS-BROWNS CONNECTIONS

TEAM AND LOCAL CONNECTIONS

FORMER TITANS

- Browns defensive coordinator **Jim Schwartz** coached with Tennessee during the franchise's first years as the Titans, from 1999 to 2008. He served as defensive assistant (1999), linebackers/third down package coach (2000), and defensive coordinator (2001-08). Schwartz returned to Tennessee in 2021 as a senior defensive assistant and served in that capacity through 2022.
- Browns cornerbacks coach **Brandon Lynch** played safety for the Titans in 2004. The Titans signed Lynch as an undrafted free agent after he finished playing collegiately at Middle Tennessee State.
- Browns tackle **Jack Conklin** (IR) was selected by the Titans in the first round (eighth overall) of the 2016 NFL Draft. In four seasons in Tennessee, he played and started 57 games.

TITANS WITH CLEVELAND/OHIO CONNECTIONS

- Titans head coach **Mike Vrabel** is a native of Akron, Ohio, and was a standout at Walsh Jesuit High School (Cuyahoga Falls) before playing at Ohio State University. At Ohio State, he was one of the most prolific defenders in school history, graduating with the Buckeyes' career and season sack record. After 14 seasons as an NFL linebacker, he returned to Columbus in 2011 to coach the defensive line (2011) and linebackers (2012-13) for the Buckeyes.
- Titans tight end **Josh Whyle** is a native of Cincinnati and attended La Salle High School (Cincinnati), where he helped lead the football program to three Ohio High School Athletic Association Division II titles and earned first-team All-GCL South honors as a senior in 2017. Whyle then attended the University of Cincinnati, where he appeared in 52 games with 20 starts for the Bearcats, totaling 88 receptions for 1,062 yards and 15 touchdowns in five seasons.
- Titans wide receiver **Chris Moore** attended the University of Cincinnati, where he appeared in 50 games with 34 starts and totaled 119 receptions for 2,301 yards and 26 touchdowns over four seasons (2011-15). He left as the Bearcats' all-time leader in touchdown receptions.
- Titans defensive back **Anthony Kendall** played collegiately at Baldwin Wallace University (Berea, Ohio). He appeared in 31 games for the Yellow Jackets and recorded 127 tackles, 20 pass breakups, six interceptions, one forced fumble and one sack in five seasons (2018-22).
- Titans defensive back **Mike Brown** attended Miami University (Ohio) from 2017 to 2021. He appeared in 54 games for the Redhawks and registered 197 total tackles, 10 passes defended, four interceptions, 3.5 sacks, a forced fumble and two fumble recoveries.
- Titans practice squad offensive lineman **Justin Murray** is a native of Cincinnati and attended Sycamore High School (Montgomery, Ohio), where he is currently enshrined in the school's sports athletics hall of fame. He also played collegiately at the University of Cincinnati from 2011 to 2015.
- Titans defensive coordinator **Shane Bowen** is a native of Pickerington, Ohio. After graduating with a bachelor's degree from Georgia Tech in 2009, he returned to his home state in 2012 and served as defensive graduate assistant at Ohio State University while also earning his master's degree in workforce development and education during his time in Columbus. The 2012 season was the first time Bowen and coach **Mike Vrabel** were on the same staff. They would reunite with the Texans in 2016.
- Titans special teams coordinator **Craig Aukerman** is a native of McComb, Ohio, and starred at the University of Findlay from 1995-98, where he played defensive back and wide receiver and was a two-time NAIA All-American. After his time as a player, Aukerman coached at Findlay (2000) and the University of Miami (Ohio) (2001-02 & 2005-08).
- Titans safeties coach **Scott Booker** played safety at Kent State from 1999 to 2002 and coached there from 2003 to 2008.
- Titans outside linebackers coach **Ryan Crow** is a native of Findlay, Ohio, and played collegiately at Bowling Green State University. In 2014, he returned to the state of Ohio to coach at Baldwin Wallace University before spending a year with Ohio State in 2017 as a graduate assistant.
- Titans director of sports performance **Frank Piraino** is a native of Cleveland and attended the University of Akron for his bachelor's degree. He began his coaching career as an assistant coach at Walsh Jesuit High School (Cuyahoga Falls, Ohio) from 2000-03 and spent time

with the Cleveland Guardians as an intern from 2000-01.

- Titans director of football administration **John Streicher** is a native of Cincinnati and earned his bachelor's degree (2012) and master's degree (2014) from Ohio State University. Prior to graduating, he spent six seasons on the Buckeyes football staff, as an equipment manager for the first four years and a student assistant with the defensive staff the final two years.

FORMER BROWNS

- Titans assistant offensive line coach **Mike Sullivan** coached offensive line for the Browns from 2001-04, 2007-08 and in 2013.
- Titans defensive quality control coach **Justin Hamilton** played safety for the Browns in 2006. The Browns drafted Hamilton as a defensive back in the seventh round (222nd overall) of the 2006 NFL Draft out of Virginia Tech.

BROWNS WITH TENNESSEE CONNECTIONS





- Browns wide receiver **Cedric Tillman** played at the University of Tennessee from 2018-22. In five seasons, he played in 44 games for the Volunteers with 21 starts. He finished with 109 passes for 1,622 yards and 17 touchdowns.
- Browns assistant strength and conditioning/sports science **Josh Christovich** earned his master's in exercise physiology and sports performance from East Tennessee State University while serving as an assistant strength and conditioning coach/intern coordinator from 2013-2015.
- Browns cornerbacks coach **Brandon Lynch** was a two-time team captain at Middle Tennessee State University, where he graduated with a degree in liberal studies. After his final college season (2003), he signed with the Tennessee Titans as an undrafted free agent in 2004.
- Browns linebackers coach **Jason Tarver** was the defensive coordinator at Vanderbilt University from 2018 to 2019. Tarver also coached inside and outside linebackers for the Commodores.
- **Ed Stefanski**, father of Browns head coach **Kevin Stefanski**, is a pro-basketball executive who was the executive vice president of player personnel for the Memphis Grizzlies from 2014 to 2018.





COACHING CONNECTIONS




- Titans wide receivers coach **Rob Moore** (WR) and Browns director of strength and conditioning **Larry Jackson** (DL) were teammates on the Cardinals in 1996.
- Titans general manager **Ran Carthon** (RB) and Colts cornerbacks coach **Brandon Lynch** (DB) were teammates on the Colts in 2005.
- Titans general manager **Ran Carthon** was the director of pro personnel for the 49ers in 2017-18 while Browns tight ends coach **T.C. McCartney** and Browns linebackers coach **Jason Tarver** were on the San Francisco coaching staff.
- Titans wide receivers coach **Rob Moore** served in the same role for the Raiders from 2015-2017 while Browns senior offensive assistant **Bill Musgrave** was the offensive coordinator in Oakland.
- Titans assistant head coach and defensive line coach **Terrell Williams** was the defensive line coach for Texas A&M from 2010-2011 while Browns strength and conditioning **Monty Gibson** was the sports performance coach for the Aggies.
- Titans head coach **Mike Vrabel** (LB) and Browns assistant head coach **Bubba Ventrone** (DB) were teammates on the Patriots from 2005-2006 and 2007-2008.
- Titans assistant offensive line coach **Mike Sullivan** (OL) and Browns senior offensive assistant **Bill Musgrave** (QB) were teammates on the Cowboys in 1991.
- Titans wide receivers coach **Rob Moore** served the same role at Syracuse while Browns performance dietitian **Katy Meassick** was a graduate assistant for the Orangemen.

TITANS-BROWNS CONNECTIONS





FORMER COLLEGE TEAMMATES

  RB Derrick Henry (2013-15)
 WR Amari Cooper (2012-14)
 DL Dalvin Tomlinson (2012-16)




  TE Josh Whyte (2018-22)
 OL James Hudson III (2019-20)
 RB Jerome Ford (2020-21)

  LB Azeez Al-Shaair (2015-18)
 TE Harrison Bryant (2016-19)

  CB Kristian Fulton (2016-19)
 OLB Arden Key (2015-17)
 OL Ethan Pocic (2013-16)
 OL Siaki Ika (2019-20)
 DB Grant Delpit (2017-19)

  OL Peter Skoronski (2019-22)
 CB Greg Newsome II (2018-20)
 CB Cameron Mitchell (2019-22)





  DB Elijah Molden (2017-20)
 OL Nick Harris (2016-19)




  LB Monty Rice (2017-20)
 RB Nick Chubb (2014-17)

  OL Daniel Brunskill (2012-16)
 Jordan Thomas (as player) (2012-14)




FORMER NFL TEAMMATES






  LB Luke Gifford (2019-22)
 WR Amari Cooper (2018-21)
 Ben Bloom (coach) (2011-19)

  DL Denico Autry (2014-17)
 OLB Arden Key (2018-20)
 Rob Moore (coach) (2015-17)

 WR Amari Cooper (2015-18)
 DT Maurice Hurst (2018-20)
 Bill Musgrave (coach) (2015-16)

  WR Chris Moore (2020-22)
 Tim Kelly (coach) (2014-21)

 QB Deshaun Watson (2017-21)
 TE Jordan Akins (2018-21,22)
 DE Ogbo Okoronkwo (2022)

  LS Morgan Cox (2010-20)
 WR Chris Moore (2016-20)
 Anthony Levine (as player) (2012-21)
 Lori Locust (coach) (2018)

 DE Za'Darius Smith (2015-18)



  QB Ryan Tannehill (2012-18)
 Terrell Williams (coach) (2015-17)

 WR Jakeem Grant Jr. (2016-21)



  Ran Carthon (GM) (2012-16)

 DB Rodney McLeod (2012-15)

  DB Kindle Vildor (2020-22)

 DB Thomas Graham Jr. (2021-22)
 WR Marquise Goodwin (2021)

  DL Denico Autry (2018-20)

 LB Anthony Walker Jr. (2017-20)
 Bubba Ventrone (coach) (2018-22)

CAREER GAME-BY-GAME STATS VS. THE BROWNS: TITANS OFFENSE

Ryan Tannehill (Passing)

Date	Opp	W-L	G/S	Att	Cmp	Pct	Yds	Yd/A	TD	TD%	Int	Int%	Lg	Sk	Lst	Rate
9/8/13	@Cle	W	QB	38	24	63.2	272	7.16	1	2.6	1	2.6	34t	4	17	82.3
9/25/16	Cle	W	QB	39	25	64.1	319	8.18	3	7.7	2	5.1	42t	1	8	93.9
9/8/19	@Cle	W		0	0	-	0	-	0	-	0	-	-	0	0	-
12/6/20	Cle	L	QB	45	29	64.4	389	8.64	3	6.7	1	2.2	43	3	20	104.8
Totals		3-1	4/3	122	78	63.9	980	8.03	7	5.7	4	3.3	43	8	45	94.3

Ryan Tannehill (Rushing)

Date	Opp	W-L	G/S	Att	Yds	Avg	Lg	TD
9/8/13	@Cle	W	QB	5	3	0.6	3	0
9/25/16	Cle	W	QB	1	2	2	2	0
9/8/19	@Cle	W		2	-2	-1	-1	0
12/6/20	Cle	L	QB	0	0	-	-	0
Totals		3-1	4/3	8	3	0.4	3	0

Malik Willis (Passing)

Date	Opp	W-L	G/S	Att	Cmp	Pct	Yds	Yd/A	TD	TD%	Int	Int%	Lg	Sk	Lst	Rate
None																
Totals		0-0	0/0	0	0	0.0	0	0	0	0	0	0.0	0	0	0	0

Will Levis (Passing)

Date	Opp	W-L	G/S	Att	Cmp	Pct	Yds	Yd/A	TD	TD%	Int	Int%	Lg	Sk	Lst	Rate
None																
Totals		0-0	0/0	0	0	0.0	0	0	0	0	0	0.0	0	0	0	0

RUNNING BACKS

Julius Chestnut		Rushing							Receiving				
Date	Opp	W-L	G/S	Att	Yds	Avg	Lg	TD	Rec	Yds	Avg	Lg	TD
None													
Totals		0-0	0/0	0	0	-	-	0	0	0	-	-	0

Derrick Henry		Rushing							Receiving				
Date	Opp	W-L	G/S	Att	Yds	Avg	Lg	TD	Rec	Yds	Avg	Lg	TD
10/16/16	Cle	W		2	7	3.5	4	0	2	20	10.0	12	0
10/22/17	@Cle	W		13	13	1	9	0	2	11	5.5	8	0
9/8/19	@Cle	W	RB	19	84	4.4	18	1	1	75	75.0	75t	1
12/6/20	Cle	L	RB	15	60	4	10	0	1	9	9.0	9	0
Totals		3-1	2/2	49	164	3.3	18	1	6	115	19.2	75t	1

Tyjae Spears		Rushing							Receiving				
Date	Opp	W-L	G/S	Att	Yds	Avg	Lg	TD	Rec	Yds	Avg	Lg	TD
None													
Totals		0-0	0/0	0	0	-	-	0	0	0	-	-	0

WIDE RECEIVERS

Treyton Burks		Rushing						
Date	Opp	W-L	G/S	Rec	Yds	Avg	Lg	TD
None								
Totals		0-0	0/0	0	0	-	-	0

Colton Dowell		Rushing						
Date	Opp	W-L	G/S	Rec	Yds	Avg	Lg	TD
None								
Totals		0-0	0/0	0	0	-	-	0

DeAndre Hopkins		Rushing						
Date	Opp	W-L	G/S	Rec	Yds	Avg	Lg	TD
11/16/14	@Cle	W	WR	4	80	20	41	0
10/15/17	Cle	W	WR	2	19	9.5	16	1
12/2/18	Cle	W	WR	7	91	13	29	0
10/17/21	@Cle	W	WR	3	55	18.3	33	2
Totals		4-0	4/4	16	245	15.3	41	3

Kearis Jackson		Rushing						
Date	Opp	W-L	G/S	Rec	Yds	Avg	Lg	TD
None								
Totals		0-0	0/0	0	0	-	-	0

Chris Moore		Rushing						
Date	Opp	W-L	G/S	Rec	Yds	Avg	Lg	TD
9/18/16	@Cle	W		1	9	9	9	0
11/10/16	Cle	W		0	0	-	-	0
12/17/17	@Cle	W		0	0	-	-	0
10/7/18	@Cle	L		1	20	20	20	0
12/30/18	Cle	W		2	19	9.5	10	0
9/29/19	Cle	L		0	0	-	-	0
12/22/19	@Cle	W		0	0	-	-	0
12/4/22	Cle	L		3	46	15.3	39	0
Totals		5-3	8/0	7	94	13.4	39	0

Nick Westbrook-Ikhine		Rushing						
Date	Opp	W-L	G/S	Rec	Yds	Avg	Lg	TD
None								
Totals		0-0	0/0	0	0	-	-	0

CAREER GAME-BY-GAME STATS VS. THE BROWNS: TITANS OFFENSE

TIGHT ENDS

Chig Okonkwo

Date	Opp	W-L	G/S	Rec	Yds	Avg	Lg	TD
None								
Totals		0-0	0/0	0	0	-	-	0

Josh Whyte

Date	Opp	W-L	G/S	Rec	Yds	Avg	Lg	TD
None								
Totals		0-0	0/0	0	0	-	-	0

Trevon Wesco

Date	Opp	W-L	G/S	Rec	Yds	Avg	Lg	TD
9/16/19	Cle	L		0	0	-	-	0
12/27/20	Cle	W		0	0	-	-	0
Totals		1-1	0/0	0	0	-	-	0

CAREER GAME-BY-GAME STATS VS. THE BROWNS: TITANS SPECIALISTS

RETURNERS

Julius Chestnut

Date	Opp	W-L	PR	FC	Yds	Avg	Lg	TD	KR	Yds	Avg	Lg	TD
None													
Totals		0-0	00	0	0	-	-	0	0	0	-	-	0

Kearis Jackson

Date	Opp	W-L	PR	FC	Yds	Avg	Lg	TD	KR	Yds	Avg	Lg	TD
None													
Totals		0-0	00	0	0	-	-	0	0	0	-	-	0

Tyjae Spears

Date	Opp	W-L	PR	FC	Yds	Avg	Lg	TD	KR	Yds	Avg	Lg	TD
None													
Totals		0-0	00	0	0	-	-	0	0	0	-	-	0

KICKERS

Nick Folk

Date	Opp	W-L	FGM	FGA	Pct	XPM	XPA	1-19	20-29	30-39	40-49	50+	Lg	KO	TB
9/7/08	@Cle	W	0	0	-	4	4	0-0	0-0	0-0	0-0	0-0	-	5	0
11/14/10	@Cle	W	2	5	40	2	2	0-0	2-3	0-0	0-2	0-0	27	5	1
12/22/13	Cle	W	1	2	50	3	3	0-0	1-1	0-0	0-1	0-0	21	4	1
9/13/15	Cle	W	1	1	100	4	4	0-0	0-0	1-1	0-0	0-0	34	6	5
10/30/16	@Cle	W	1	1	100	4	4	0-0	1-1	0-0	0-0	0-0	24	6	4
11/14/21	Cle	W	1	1	100	6	6	0-0	0-0	1-1	0-0	0-0	38	2	0
10/16/22	@Cle	W	1	2	50	5	5	1-1	0-0	0-0	0-1	0-0	19	0	0
Totals		7-0	7	12	58.3	28	28	1-1	4-5	2-2	0-4	0-0	38	28	11

PUNTERS

Ryan Stonehouse

Date	Opp	W-L	Num	Blk	Yds	Avg	Lg	TB	In20	NetAvg
None										
Totals		0-0	0	0	0	0	0	0	0	0

CAREER GAME-BY-GAME STATS VS. THE BROWNS: TITANS DEFENSE

Azeez Al-Shaair (LB)

Date	Opp	W-L	G/S	Tackle	Sack	Int	FF	FR
10/7/19	Cle	W		0	0.0	0	0	0
Totals		1-0	1/0	0	0.0	0	0	0

Mike Brown (S)

Date	Opp	W-L	G/S	Tackle	Sack	Int	FF	FR
None								
Totals		0-0	0/0	0	0.0	0	0	0

Denico Autry (DL)

Date	Opp	W-L	G/S	Tackle	Sack	Int	FF	FR
10/26/14	@Cle	L		2	0.0	0	0	0
9/27/14	@Cle	W		1	0.0	0	0	0
10/11/20	@Cle	L	DE	7	0.0	0	0	0
Totals		1-2	3/1	10	0.0	0	0	0

Kevin Byard (S)

Date	Opp	W-L	G/S	Tackle	Sack	Int	FF	FR
10/16/16	Cle	W		3	0.0	0	0	0
10/22/17	@Cle	W	FS	4	0.0	3	0	0
9/8/19	@Cle	W	FS	2	0.0	1	0	0
12/6/20	Cle	L	FS	6	0.0	0	0	0
Totals		3-1	4/3	15	0.0	4	0	0

Tre Avery (CB)

Date	Opp	W-L	G/S	Tackle	Sack	Int	FF	FR
None								
Totals		0-0	0/0	0	0.0	0	0	0

CAREER GAME-BY-GAME STATS VS. THE BROWNS: TITANS DEFENSE

Kristian Fulton (CB)

Date	Opp	W-L	G/S	Tackle	Sack	Int	FF	FR
None								
Totals		0-0	0/0	0	0.0	0	0	0

Jack Gibbens (LB)

Date	Opp	W-L	G/S	Tackle	Sack	Int	FF	FR
None								
Totals		0-0	0/0	0	0.0	0	0	0

Luke Gifford (LB)

Date	Opp	W-L	G/S	Tackle	Sack	Int	FF	FR
10/4/21	Cle	L		0	0.0	0	0	0
Totals		0-1	1/0	0	0.0	0	0	0

Trevis Gipson (OLB)

Date	Opp	W-L	G/S	Tackle	Sack	Int	FF	FR
9/26/21	@Cle	L		1	0.0	0	0	0
Totals		0-1	1/0	1	0.0	0	0	0

Armani Hooker (S)

Date	Opp	W-L	G/S	Tackle	Sack	Int	FF	FR
9/8/19	@Cle	W		0	0.0	0	0	0
12/6/20	Cle	L		2	0.0	0	0	0
Totals		1-1	2/0	2	0.0	0	0	0

Matthew Jackson (S)

Date	Opp	W-L	G/S	Tackle	Sack	Int	FF	FR
None								
Totals		0-0	0/0	0	0.0	0	0	0

Naquan Jones (DT)

Date	Opp	W-L	G/S	Tackle	Sack	Int	FF	FR
None								
Totals		0-0	0/0	0	0.0	0	0	0

Anthony Kendall (CB)

Date	Opp	W-L	G/S	Tackle	Sack	Int	FF	FR
None								
Totals		0-0	0/0	0	0.0	0	0	0

Arden Key (OLB)

Date	Opp	W-L	G/S	Tackle	Sack	Int	FF	FR
9/30/18	Cle	W		1	0.0	0	0	0
Totals		1-0	1/0	1	0.0	0	0	0

Harold Landry III (OLB)

Date	Opp	W-L	G/S	Tackle	Sack	Int	FF	FR
9/8/19	@Cle	W	LB	2	0.0	0	0	0
12/6/20	Cle	L	LB	3	0.0	0	0	0
Totals		1-1	2/2	5	0.0	0	0	0

Roger McCreary (CB)

Date	Opp	W-L	G/S	Tackle	Sack	Int	FF	FR
None								
Totals		0-0	0/0	0	0.0	0	0	0

Elijah Molden (CB)

Date	Opp	W-L	G/S	Tackle	Sack	Int	FF	FR
11/14/21	NO	W		4	0.0	0	0	0
Totals		1-0	1/0	4	0.0	0	0	0

Caleb Murphy (OLB)

Date	Opp	W-L	G/S	Tackle	Sack	Int	FF	FR
None								
Totals		0-0	0/0	0	0.0	0	0	0

Sean Murphy-Bunting (CB)

Date	Opp	W-L	G/S	Tackle	Sack	Int	FF	FR
11/27/22	@Cle	L		2	0.0	0	0	0
Totals		0-1		2	0.0	0	0	0

Jayden Peevy (DT)

Date	Opp	W-L	G/S	Tackle	Sack	Int	FF	FR
None								
Totals		0-0	0/0	0	0.0	0	0	0

Otis Reese IV (LB)

Date	Opp	W-L	G/S	Tackle	Sack	Int	FF	FR
None								
Totals		0-0	0/0	0	0.0	0	0	0

Monty Rice (LB)

Date	Opp	W-L	G/S	Tackle	Sack	Int	FF	FR
None								
Totals		0-0	0/0	0	0.0	0	0	0

Jeffery Simmons (DT)

Date	Opp	W-L	G/S	Tackle	Sack	Int	FF	FR
12/6/20	Cle	L	DT	7	0.0	0	0	0
Totals		0-1	1/1	7	0.0	0	0	0

Teair Tart (DT)

Date	Opp	W-L	G/S	Tackle	Sack	Int	FF	FR
12/6/20	Cle	L		0	0.0	0	0	0
Totals		0-1	1/0	0	0.0	0	0	0

Rashad Weaver (OLB)

Date	Opp	W-L	G/S	Tackle	Sack	Int	FF	FR
None								
Totals		0-0	0/0	0	0.0	0	0	0



REGULAR TITANS LINEUP

OFFENSIVE STARTERS

WR 16-Treyton Burks (6-2, 225, 2nd Year/2nd with Titans, Arkansas) - The 18th overall pick in 2022 tied for third on the team in receiving yards (444) and tied for third in receptions (33) as a rookie. In three years at Arkansas (2019-21), he became the sixth all-time leading receiver in school history (146 receptions for 2,399 yards) and tied for the fifth-most touchdown catches in school annals (18).

	G	GS	Rec	Yds	Avg	Lg	TD
2023	2	2	5	94	18.8	70	0
Career	13	8	38	538	14.2	70	1

TE 88-Trevon Wesco (6-3, 267, 5th year/1st with Titans, West Virginia) - A fourth-round pick in 2019, Wesco began his career with three years at the New York Jets (2019-21) and one season with the Bears (2022) before joining the Titans as an unrestricted free agent in 2023.

	G	GS	Rec	Yds	Avg	Lg	TD
2023	2	1	0	0	-	0	0
Career	56	14	8	113	14.1	32	0

LT 71-Andre Dillard (6-5, 315, 5th Year/1st with Titans, Washington State) - The 22nd overall pick in 2019 spent four years in Philadelphia before signing with the Titans in 2023. He appeared in 43 games with nine starts for the Eagles.
2023 G/GS: 2/2, Career G/GS: 45/11

LG 77-Peter Skoronski (6-4, 313, Rookie, Northwestern) - The 11th overall pick did not miss a game or a start in his three seasons at Northwestern, appearing in 33 contests at left tackle. In his third year, he became the first unanimous first-team All-American in Northwestern history.
2023 & Career G/GS: 1/1

C 55-Aaron Brewer (6-1, 295, 4th Year/4th with Titans, Texas State) - The former undrafted free agent emerged as a full-time starter in 2022 at left guard before shifting to center for 2023. He started 23 games from 2020-22.
2023 G/GS: 2/2, Career G/GS: 43/25

RG 60-Daniel Brunskill (6-5, 300, 5th Year/1st with Titans, San Diego St.) - After entering the NFL as a rookie free agent in 2017, he spent two years with Atlanta before joining the 49ers in 2019. He started 42 total games at four different positions before arriving in Tennessee.
2023 G/GS: 2/2, Career G/GS: 63/44

RT 66-Chris Hubbard (6-4, 295, 10th Year/1st with Titans, Alabama-Birmingham) - Before signing with the Titans at the start of training camp in 2023, he was with the Steelers from 2013-17 and with the Browns from 2018-22. He appeared in 85 career games with 49 starts in that time period.
2023: 2/2, Career G/GS: 87/51

TE 85-Chig Okonkwo (6-3, 238, 2nd Year/2nd with Titans, Maryland) - The 2022 fourth-rounder set the franchise rookie tight end record with 450 receiving yards and tied for the third-best reception total (32) among Titans/Oilers rookie tight ends. At Maryland (2018-21), he had 77 catches for 717 yards and eight touchdowns.

	G	GS	Rec	Yds	Avg	Lg	TD
2023	2	2	4	35	8.8	20	0
Career	19	10	36	485	13.5	48	3

WR 10-DeAndre Hopkins (6-1, 212, 11th Year/1st with Titans, Clemson) - A first-round pick in 2013, the five-time Pro Bowler played in Houston from 2013-19 and in Arizona from 2020-22. During his first 10 seasons, he led the NFL in receptions (853) and was second in receiving yards (11,298).

	G	GS	Rec	Yds	Avg	Lg	TD
2023	2	2	11	105	9.5	16	0
Career	147	147	864	11,403	13.2	76t	71

QB 17-Ryan Tannehill (6-4, 217, 12th Year/5th with Titans, Texas A&M) - Acquired via trade from Miami in 2019, he led the Titans to three consecutive playoff appearances and two division titles in his first three seasons. From the time he took over as the Titans' starter in 2019 through 2022, his 100.7 passer rating ranked fourth in the NFL.

	G	GS	Att	Cmp	Pct	Yds	TD	Int	Lg	Sk	Rate
2023	2	2	58	36	62.1	444	1	3	70	8	69.9
Career	147	145	4,592	2,950	64.2	33,709	213	111	91t	391	91.6

RB 22-Derrick Henry (6-3, 247, 8th Year/8th with Titans, Alabama) - The former Heisman winner, 2016 second-round pick and two-time NFL rushing champion (2019-20) finished second in the NFL in rushing in 2022 (1,538 yards). No NFL player had more rushing yards (8,335) or rushing touchdowns (78) from 2016 to 2022.

	G	GS	Att	Yds	Avg	Lg	TD	Rec	Yds	Avg	Lg	TD
2023	2	2	40	143	3.6	23	1	5	71	14.2	46	0
Career	104	73	1790	8478	4.7	99t	79	132	1315	10.0	75t	3

OFFENSIVE RESERVES

RB 36-Julius Chestnut (5-11, 228, 2nd Year/2nd with Titans, Sacred Heart) - The undrafted rookie appeared in six games as a rookie in 2022. During a four-year college career, he rushed for 3,467 yards and 29 touchdowns.

	G	GS	Att	Yds	Avg	Lg	TD	Rec	Yds	Avg	Lg	TD
2023	2	0	0	0	-	0	0	0	0	-	0	0
Career	8	0	9	12	1.3	5	0	3	41	13.7	33	0

WR 5-Kearis Jackson (5-11, 196, Rookie, Georgia) - The undrafted rookie appeared in 55 games in five seasons at Georgia, where he was part of two national championships and totaled 78 receptions for 1,107 yards and four touchdowns. As a returner, he fielded 42 punts for 338 yards and returned 35 kickoffs for 805 yards.

	G	GS	Rec	Yds	Avg	Lg	TD
2023/Career	2	0	0	0	-	0	0

C/G 62-Corey Levin (6-4, 307, 5th Year/5th with Titans, Chattanooga) - A sixth-round pick in 2017, Levin re-joined the Titans in 2021 after being claimed off waivers from the N.Y. Jets. He also spent time with the Broncos, Bears and Patriots. His 17 games played and three starts in 2022 were career highs.
2023 G/GS: 1/0, Career G/GS: 46/4

WR 11-Chris Moore (6-1, 200, 8th Year/1st with Titans, Cincinnati) - A fourth-round pick in 2016, Moore spent five seasons with the Ravens before playing with the Texans from 2021-22. He had a career-best 48 receptions and 548 yards in 2022.

	G	GS	Rec	Yds	Avg	Lg	TD
2023	2	0	1	49	49.0	49	0
Career	91	13	117	1,335	11.4	67t	8

OL 67-Xavier Newman (6-2, 297, 1st Year/1st with Titans, Baylor) - The 2022 undrafted free agent spent the majority of his rookie campaign on the practice squad. In college, he appeared in 47 games with 37 starts over five seasons, recording starts at left guard, right guard and center.
2023 G/GS: 1/1, Career G/GS: 2/1

OL 75-Dillon Radunz (6-6, 301, 3rd Year/3rd with Titans, North Dakota State) - The 2021 second-round draft pick appeared in 23 games with five starts in his first two seasons, including four starts in 2022. He started 32 career games at left tackle in college.
2023 G/GS: 1/0, Career G/GS: 24/5

RB 32-Tyjae Spears (5-11, 195, Rookie, Tulane) - The third-round pick appeared in 33 games with 20 starts at Tulane, totaling 2,910 yards and 31 touchdowns on 427 carries and adding 48 receptions for 564 yards and three scores. He ended his career as the school's all-time leader in yards per carry (6.8).

	G	GS	Att	Yds	Avg	Lg	TD	Rec	Yds	Avg	Lg	TD
'23/Career	2	0	11	76	6.9	17	0	3	7	2.3	4	0

WR 15-Nick Westbrook-Ikhine (6-2, 211, 4th Year/4th with Titans, Indiana) - The former undrafted free agent emerged as a regular on offense in 2021, and in 2022, he set a career high in games (17) and starts (13).

	G	GS	Rec	Yds	Avg	Lg	TD
2023	2	1	7	83	11.9	24	1
Career	49	22	73	989	13.5	63t	8

TE 81-Josh Whyle (6-7, 248, Rookie, Cincinnati) - The fifth-round pick appeared in 52 games with 20 starts over five seasons at Cincinnati, catching 88 passes for 1,062 yards. His 15 career touchdown grabs set the Bearcats' school record for a tight end.

	G	GS	Rec	Yds	Avg	Lg	TD
2023/Career	2	0	0	0	-	0	0

QB 7-Malik Willis (6-1, 219, 2nd Year/2nd with Titans, Liberty) - The 2022 third-rounder appeared in eight games with three starts as a rookie. In college, he spent three years at Liberty after transferring from Auburn, and during two seasons as Liberty's starter (2020-21), he led the FBS with 74 total passing (47) and rushing (27) touchdowns.

	G	GS	Att	Cmp	Pct	Yds	TD	Int	Lg	Sk	Rate
2023	0	0	0	0	-	0	0	0	0	0	-
Career	8	3	61	31	50.8	276	0	3	48	10	42.8

SPECIALISTS

LS 46-Morgan Cox (6-4, 233, 14th Year/3rd with Titans, Tennessee) - Cox earned his fifth Pro Bowl berth in 2022. He was signed as an unrestricted free agent in 2021 after playing his first 11 seasons in Baltimore, where he was selected to four Pro Bowls.
2023 G/GS: 2/0, Career G/GS: 201/70

REGULAR TITANS LINEUP

K 6-Nick Folk (6-1, 225, 16th Year/1st with Titans, Arizona) - Folk spent 15 previous seasons with Dallas (2007-09), New York Jets (2010-2016), Tampa Bay (2017) and New England (2019-22) before a 2023 trade sent him from the Patriots to the Titans. He holds the NFL record for consecutive field goals made (64) under 50 yards.

	G	FGM	FGA	Pct	Lg	XPM	XPA	Pts
2023	2	7	7	100.0	50	3	3	24
Career	213	360	433	83.1	56	461	476	1,541

P 4-Ryan Stonehouse (5-10, 193, 2nd Year/2nd with Titans, Colorado State) - The undrafted rookie was named second-team All-Pro in 2022 after setting the NFL record for gross punting average (53.1) as well as the record for rookie net punting average (44.0).

	G	Punt	Yds	Avg	TB	In20	Lg	Blk	NetAvg
2023	2	8	413	51.6	1	1	63	0	40.5
Career	19	98	5,192	53.0	10	31	74	0	43.7

DEFENSIVE STARTERS

DE 96-Denico Autry (6-5, 285, 10th Year/3rd with Titans, Mississippi State) - Originally a rookie free agent with the Raiders in 2014, he played for the Raiders (2014-17) and Colts (2018-20) before joining the Titans in 2021. His 17 sacks from 2021-22 led the Titans, as did his eight sacks in 2022.

	GP	GS	Tackle	Sack	QBP	TFL	Int	PD	FF	FR
2023	2	2	8	2.5	10	2	0	0	0	0
Career	127	77	283	50.0	152	70	0	29	5	3

NT 93-Teair Tart (6-2, 304, 4th Year/4th with Titans, Florida International) - Originally an undrafted free agent in 2020, his production increased in each of his first three seasons, including career highs with 16 starts, 34 tackles and 1.5 sacks in 2022.

	GP	GS	Tackle	Sack	QBP	TFL	Int	PD	FF	FR
2023	2	2	7	0.0	1	2	0	0	0	0
Career	36	29	62	1.5	28	10	1	7	0	1

DT 98-Jeffery Simmons (6-4, 305, 5th Year/5th with Titans, Mississippi State) - The 19th overall draft pick in 2019 appeared in 56 games with 54 starts in his first four seasons. From 2020-22, he led the team with 19 sacks, including 7.5 sacks in 2022. He earned Pro Bowl berths in 2021 and 2022.

	GP	GS	Tackle	Sack	QBP	TFL	Int	PD	FF	FR
2023	2	2	10	2.0	7	3	0	0	0	0
Career	58	56	206	23.0	142	29	0	19	2	3

OLB 49-Arden Key (6-5, 240, 6th Year/1st with Titans, Louisiana State) - The former third-round pick signed in Tennessee in 2023 following stops in Oakland/Las Vegas (2018-20), San Francisco (2021) and Jacksonville (2022). He totaled 14 sacks in 71 career games before arriving in Tennessee.

	GP	GS	Tackle	Sack	QBP	TFL	Int	PD	FF	FR
2023	2	0	4	1.5	15	1	0	1	0	0
Career	73	13	102	15.5	133	19	0	6	0	1

LB 2-Azeez Al-Shaair (6-2, 228, 5th Year/1st with Titans, Florida Atlantic) - The former undrafted free agent signed with the Titans in 2023 after appearing in 56 games with 31 starts in four seasons with the 49ers (2019-22).

	GP	GS	Tackle	Sack	QBP	TFL	Int	PD	FF	FR
2023	2	2	14	0.0	0	0	0	0	0	0
Career	58	33	205	2.0	9	11	2	7	2	3

LB 50-Jack Gibbens (6-3, 242, 2nd Year/2nd with Titans, Minnesota) - The 2022 undrafted rookie appeared in four games with one start in 2022. In college, he posted 92 tackles in one season at Minnesota (2021) after playing four seasons at Abilene Christian (2017-20).

	GP	GS	Tackle	Sack	QBP	TFL	Int	PD	FF	FR
2023	2	2	11	0.0	0	1	0	0	0	0
Career	7	4	38	0.0	0	1	1	1	0	0

OLB 58-Harold Landry III (6-2, 252, 6th Year/6th with Titans, Boston College) - The 41st overall draft pick in 2018 totaled a team-high 31 sacks from 2018-21. He started every game for the third consecutive season in 2021 and led the defense with a career-high 12 sacks, earning his first Pro Bowl berth. He missed the entire 2022 campaign while on injured reserve.

	GP	GS	Tackle	Sack	QBP	TFL	Int	PD	FF	FR
2023	2	2	4	1.0	7	1	0	0	0	0
Career	66	54	275	32.0	134	31	2	8	3	2

CB 0-Sean Murphy-Bunting (6-0, 195, 5th Year/1st with Titans, Central Michigan) - The 2019 second-rounder spent his first four seasons in Tampa Bay before signing with the Titans in 2023. In 53 career games with the Bucs, he notched 36 starts and six interceptions.

	GP	GS	Tackle	Sack	QBP	TFL	Int	PD	FF	FR
2023	2	2	11	0.0	0	0	0	3	1	0
Career	55	38	189	1.0	7	6	6	24	5	1

CB 21-Roger McCreary (5-11, 190, 2nd Year/2nd with Titans, Auburn) - The 2022 second-rounder started all 17 games as a rookie and ranked third on the team with 85 tackles. He was a two-year starter at Auburn, where he compiled six interceptions and 35 passes defended in 42 games (23 starts).

	GP	GS	Tackle	Sack	QBP	TFL	Int	PD	FF	FR
2023	2	1	6	0.0	0	1	0	0	0	0
Career	19	18	91	0.0	1	3	1	8	0	0

S 31-Kevin Byard (5-11, 212, 8th Year/8th with Titans, Middle Tennessee State) - The 2016 third-round pick appeared in all 114 games with 105 starts during his first seven seasons. He ranked second in the NFL from 2017-22 with 27 total interceptions. In 2022, the two-time Pro Bowler led the defense in tackles (106) and interceptions (four) for the second consecutive season.

	GP	GS	Tackle	Sack	QBP	TFL	Int	PD	FF	FR
2023	2	2	20	0.0	0	0	0	0	0	0
Career	116	107	662	4.0	17	13	27	68	3	3

S 37-Amani Hooker (5-11, 210, 5th Year/5th with Titans, Iowa) - The 1919 fourth-round pick played in 53 games with 24 starts in his first four seasons. His six total interceptions from 2020-22 ranked second on the team. Injuries limited him to nine games in 2022.

	GP	GS	Tackle	Sack	QBP	TFL	Int	PD	FF	FR
2023	1	1	4	0.0	0	1	1	2	0	0
Career	54	25	169	0.0	4	4	7	17	2	1

CB 26-Kristian Fulton (5-11, 197, 4th Year/4th with Titans, Louisiana State) - The 2020 second-rounder appeared in 30 games with 26 starts over his first three seasons, totaling four interceptions and 20 passes defended. He produced 48 tackles and one interception in 2022.

	GP	GS	Tackle	Sack	QBP	TFL	Int	PD	FF	FR
2023	1	1	2	0.0	0	0	0	0	0	0
Career	31	27	106	1.0	1	4	4	20	1	1

DEFENSIVE RESERVES

CB 23-Tre Avery (5-11, 181, 2nd Year/2nd with Titans, Rutgers) - The undrafted rookie appeared in 14 games with three starts in 2022 and led the team with nine passes defended. At Rutgers, he played 35 games with 22 starts and totaled four career interceptions.

	GP	GS	Tackle	Sack	QBP	TFL	Int	PD	FF	FR
2023	1	0	8	0.0	0	1	0	1	0	0
Career	15	3	31	0.0	0	2	0	10	0	0

S 44-Mike Brown (6-1, 215, 1st Year/1st with Titans, Miami (OH)) - The former undrafted free agent joined the Titans in the final week of 2022. He spent time as a rookie with Minnesota, Green Bay and Cleveland.

	GP	GS	Tackle	Sack	QBP	TFL	Int	PD	FF	FR
2023	2	0	0	0.0	0	0	0	1	0	0
Career	5	0	0	0.0	0	0	0	1	0	0

OLB 51-Trevis Gipson (6-4, 263, 4th Year/1st with Titans, Tulsa) - Gipson was signed as a free agent prior to the 2023 season after spending the first three seasons of his career in Chicago, where he totaled 10 sacks in 40 games.

	GP	GS	Tackle	Sack	QBP	TFL	Int	PD	FF	FR
2023	1	0	0	0.0	1	0	0	0	0	0
Career	41	19	72	10.0	54	11	0	5	5	1

DL 90-Naquan Jones (6-3, 313, 3rd Year/3rd with Titans, Michigan State) - As an undrafted rookie in 2021, he recorded five starts and 2.5 sacks in 13 games. He followed that with one sack in 11 games (one start) in 2022.

	GP	GS	Tackle	Sack	QBP	TFL	Int	PD	FF	FR
2023	2	0	2	0.0	1	0	0	0	0	0
Career	26	6	47	3.5	8	6	0	2	0	0

DB 24-Elijah Molden (5-10, 192, 3rd Year/3rd with Titans, Washington) - The third-round draft pick (100th overall) appeared in 16 games as a rookie in 2021, including seven starts in sub-packages. He was limited to two games and one start in 2022 due to two separate stints on injured reserve.

	GP	GS	Tackle	Sack	QBP	TFL	Int	PD	FF	FR
2023	2	1	12	0.0	0	0	0	1	0	0
Career	20	9	77	0.0	7	4	1	5	1	1

LB 56-Monty Rice (6-0, 233, 2nd Year/2nd with Titans, Georgia) - The Huntsville, Ala., native was selected in the third round of the 2021 NFL Draft after four seasons at Georgia (2017-20). In 2022, he appeared in 13 games with six starts, and his 63 tackles ranked fourth on the team.

	GP	GS	Tackle	Sack	QBP	TFL	Int	PD	FF	FR
2023	2	0	0	0.0	0	0	0	0	0	0
Career	25	10	93	0.0	3	4	0	2	0	0

OLB 99-Rashad Weaver (6-4, 259, 3rd Year/3rd with Titans, Pittsburgh) - The fourth-round pick recovered from a season-ending injury in 2021 to appear in 16 games in 2022, when his 5.5 sacks ranked fourth on the team.

	GP	GS	Tackle	Sack	QBP	TFL	Int	PD	FF	FR
2023	2	0	1	0.0	1	0	0	0	0	0
Career	20	4	30	5.5	40	7	0	6	2	1

GAME PREVIEW

TEAM NOTES

PLAYER NOTES

MEDIA

STATISTICS

ROSTERS

LAST WEEK VS. THE CHARGERS

Week 2: Titans 27, Chargers 24
Sunday, Sept. 17, 2023 • 12:00 p.m. CT • Nissan Stadium



In Week 2 of the 2023 season, the Titans hosted the Los Angeles Chargers for their home opener and won in overtime by a score of 27-24. The win snapped an eight-game losing streak dating back to last season.

Los Angeles took a 3-0 lead in the first quarter after a failed fourth down try by the Titans put the Chargers in good field position early and **K Cameron Dicker** nailed his 27-yard attempt.

The Chargers then extended their lead to 11-0 after **QB Justin Herbert** found **WR Keenan Allen** for an eight-yard touchdown on fourth-and-four. The Chargers converted the two-point conversion when Herbert found **RT Trey Pipkins III** in the end zone.

The Titans answered with a three-play 75-yard touchdown drive, highlighted by a 70-yard pass from **QB Ryan Tannehill** to **WR Treylon Burks** to put the ball at the Chargers five. **RB Derrick Henry** ran it for a one-yard score two plays later to make it 11-7.

Los Angeles then made it 14-7 with a 30-yard field goal by Dicker. But the Titans cut that lead with a 33-yard field goal from **K Nick Folk** as time expired in the first half.

Tennessee opened the second half with a nine-play 75-yard touchdown drive that included a nine-yard completion to **WR DeAndre Hopkins** on third-and-four to keep the drive alive followed by a 20-yard completion to **TE Chig Okonkwo**. After two penalties from the Chargers put the ball at the Los Angeles 12, Tannehill ran it in on an option keeper to take a 17-14 lead.

The Chargers reclaimed the lead at the beginning of the fourth quarter, finishing a seven-play, 80-yard touchdown drive with a 12-yard pass from Herbert to Allen.

The Titans then went up 24-21 with 2:22 left in the fourth quarter after a 49-yard pass from Tannehill to **WR Chris Moore** put the seven-play, 82-yard scoring drive in motion. Tannehill found **WR Nick Westbrook-Ikhine**, for a four-yard touchdown.

The Chargers answered by marching 68 yards down the field to the Tennessee seven-yard line. Facing third-and-three, **OLB Harold Landry III** sacked Herbert for an eight-yard loss to forced the Chargers to kick the game-tying field goal to send it to overtime.

The Chargers started with the ball in overtime but the Titans forced a three-and-out allowing the offense to start at its own 39-yard line. **RB Tyjae Spears** started the drive with a 14-yard run. Henry then caught a 6-yard pass and ran for four yards on two attempts to get the next first down. Tannehill then found Hopkins for a 14-yard completion to put the Titans in field goal range. As rain started pouring down, Folk drilled the 41-yard game-winning field goal.

SCORING	1	2	3	4	OT	Final
Los Angeles	3	11	0	10	0	24
Tennessee	0	10	7	7	3	27

TEAM	SCORING PLAY	TIME
Chargers	C.Dicker 27 yd Field Goal	1-3:46
Chargers	K.Allen 8 yd pass from J.Herbert (J.Herbert-Ti.Pipkins pass)	2-8:16
Titans	D.Henry 1 yd. run (N.Folk kick)	2-7:09
Chargers	C.Dicker 30 yd Field Goal	2-4:23
Titans	N.Folk 33 yd. Field Goal	2-0:00
Titans	R.Tannehill 12 yd. run (N.Folk kick)	3-10:08
Chargers	K.Allen 12 yd pass from J.Herbert (C.Dicker)	4-14:38
Titans	N.Westbrook-Ikhine 4 yd. pass from R.Tannehill	4-2:22
Chargers	C.Dicker 33 yd. Field Goal	4-0:00
Titans	N.Folk 41 yd. Field Goal	5-5:02

Missed FGs: None
Attendance: 67,438
Time of Game: 3:02
Weather: 64°, Cloudy, Wind NW 11 mph
Referee: Alan Eck

CLICK TO WATCH HIGHLIGHTS



TEAM STATISTICS

	Chargers	Titans
TOTAL FIRST DOWNS	19	22
THIRD DOWN EFFICIENCY	2-14-14.3%	6-13-46.2%
FOURTH DOWN EFFICIENCY	3-3-100.0%	0-1-0.0%
TOTAL NET YARDS	342	341
Plays - Avg.	65-5.3	63-5.4
NET YARDS RUSHING	61	141
Rushes - Avg.	21-2.9	34-4.1
NET YARDS PASSING	281	200
Sacks - Yards Lost	3-24	5-46
PASS ATT-COMP-INT	41-27-0	24-20-0
PUNTS - Avg.	6-39.0	5-61.2
Net Punting Average	37.2	44.6
PUNT RETURNS - Yards	4-63	2-11
KICKOFF RETURNS - Yards	1-24	0-0
INTERCEPTIONS - Yards	0-0	0-0
PENALTIES Number and Yards	4-43	7-45
FUMBLES Number and Lost	0-0	0-0
TOUCHDOWNS	2	3
EXTRA POINTS Made-Attempts	2-2	3-3
RED ZONE EFFICIENCY	2-5-40%	3-4-75%
GOAL TO GO EFFICIENCY	0-1-0%	2-2-100%
SAFETIES	0	0
GIVEAWAYS	0	0
TAKEAWAYS	0	0
TIME OF POSSESSION	28:09	36:49

CHARGERS STARTERS

OFFENSE		DEFENSE	
WR 81	M.Williams	OLB 52	K.Mack
WR 13	K.Allen	DL 98	A.Johnson
LT 70	R.Slater	OLB 45	T.Tuipulotu
LG 77	Z.Johnson	DL 51	S.Joseph
C 63	C.Linsley	LB 9	K.Murray
RG 68	J.Salyer	LB 31	N.Niemann
RT 79	T.Pipkins	DB 36	J.Taylor
TE 89	D.Parham	CB 27	J.Jackson
TE 7	G.Everett	CB 26	A.Samuel
QB 10	J.Herbert	S 32	A.Gilman
RB 25	J.Kelley	S 3	D.James

TITANS STARTERS

OFFENSE		DEFENSE	
WR 10	D.Hopkins	DL 96	D.Autry
WR 16	T.Burks	DT 93	T.Tart
LT 71	A.Dillard	DT 98	J.Simmons
LG 77	X.Newman	DT 95	K.Peko
C 55	A.Brewer	LB 2	A.Al-Shaair
RG 60	D.Brunskill	LB 50	J.Gibbens
RT 66	C.Hubbard	OLB 58	H.Landry
TE 85	C.Okonkwo	S 24	E.Molden
WR 10	N.Westbrook-Ikhine	CB 21	R.McCreary
QB 17	R.Tannehill	CB 0	S.Murphy-Burnling
RB 22	D.Henry	S 31	K.Byard

CHARGERS INDIVIDUAL STATISTICS

Rushing	Att	Yds	Avg	Lg	TD
J.Kelley	13	39	3.0	15	0
D.Davis	1	10	10.0	10	0
E.Dotson	4	6	1.5	2	0
M.Williams	1	3	3.0	3	0
I.Spiller	1	3	3.0	3	0
J.Herbert	1	0	0.0	0	0
Total	21	61	2.9	15	0

Passing	Att	Cmp	Yds	TD	Lg	IN	Rt
J.Herbert	41	27	305	2	42	0	104.2
Total	41	27	305	2	42	0	104.2

Receiving	No	Yds	Avg	Lg	TD
K.Allen	8	111	13.9	42	2
M.Williams	8	83	10.4	20	0
G.Everett	3	47	15.7	29	0
J.Palmer	3	13	4.3	6	0
E.Dotson	2	13	6.5	7	0
S.Smart	1	24	24.0	24	0
Q.Johnston	1	7	7.0	7	0
D.Parham	1	7	7.0	7	0
Total	27	305	11.3	42	2

Interceptions	No	Yds	Avg	Lg	TD
None	0	0	0.0	0	0
Total	0	0	0.0	0	0

Leading Tacklers (Press Box Totals)
D.James 11-7-4; K.Murray 10-5-5; N.Niemman 8-4-4

Sacks: J.Bosa 2; K.Murray 1; T.Tuipulotu 1; M.Fox 1, **FF:** None, **FR:** None

TITANS INDIVIDUAL STATISTICS

Rushing	Att	Yds	Avg	Lg	TD
D.Henry	25	80	3.2	23	1
T.Spears	8	49	6.1	14	0
R.Tannehill	1	12	12.0	12	1
Total	34	141	4.1	23	2

Passing	Att	Cmp	Yds	TD	Lg	IN	Rt
R.Tannehill	24	20	246	1	70	0	123.3
Total	24	20	246	1	70	0	123.3

Receiving	No	Yds	Avg	Lg	TD
D.Hopkins	4	40	10.0	14	0
C.Okonkwo	4	35	8.8	20	0
T.Burks	3	76	25.3	70	0
N.Westbrook-Ikhine	3	25	8.3	14	1
D.Henry	3	15	5.0	9	0
T.Spears	2	6	3.0	4	0
C.Moore	1	49	49.0	49	0
Total	20	246	12.3	70	1

Interceptions	No	Yds	Avg	Lg	TD
None	0	0	0.0	0	0
Total	0	0	0.0	0	0

Leading Tacklers (Press Box Totals)
K.Byard 12-7-5; T.Avery 8-7-1; A.Al-Shaair 8-5-3

Sacks: J.Simmons 1; D.Autry 1; H.Landry 1
FF: None, **FR:** None

GAME PREVIEW

TEAM NOTES

PLAYER NOTES

MEDIA

STATISTICS

ROSTERS

NOTES FROM LAST WEEK'S GAME

TEAM NOTES

- The Titans franchise opened its 25th regular season at Nissan Stadium, which opened in 1999. It marked the 200th combined regular season and postseason game at Nissan Stadium. The Titans were 113-87 in those games.
- The win improved the Titans' record in home openers at Nissan Stadium to 12-13 since the venue opened in 1999.
- The win was the first for **Ran Carthon** as the general manager of the Titans.
- The Titans won their 25th all-time overtime game (25-26) and their first since a 34-31 overtime win at Indianapolis on Oct. 31, 2021. Since head coach **Mike Vrabel** was hired in 2018, the Titans are 6-2 in overtime games. Their .750 winning percentage in overtime since 2018 is the best in the NFL among teams with at least six overtime games.
- **Mike Vrabel** improved his career record to 51-38 as Titans head coach, including regular season and playoffs.
- The Titans won the time-of-possession battle for the second consecutive week, holding the ball for 36 minutes and 49 seconds to Los Angeles' 28 minutes and 9 seconds.

TEAM NOTES – OFFENSE

- The Titans converted on six of their 13 third-down attempts (46.2 percent). After halftime, they converted four times on seven attempts on third down, including a go-ahead touchdown in the fourth quarter and another conversion during the game-winning drive in overtime.
- The Titans scored touchdowns on both of their goal-to-go opportunities.
- The Titans offense totaled 141 rushing yards and two touchdowns on 34 rushing attempts (4.1 avg.). **Derrick Henry** (80 rushing yards and one touchdown), **Tyjae Spears** (49 yards) and **Ryan Tannehill** (12 yards and one touchdown) contributed to the total.

TEAM NOTES – DEFENSE

- The Titans defense limited the Chargers to 14.3 percent on third down—two conversions on 14 attempts. That was the best performance on third down by the Titans defense since allowing two conversions on 14 attempts (14.3 percent) at Houston on Oct. 30, 2022.
- Through two games, the Titans have allowed nine third-down conversions on 30 attempts. The rate of 30.0 percent is the best through the first two games of a season in the **Mike Vrabel** coaching era and the best for the team since allowing 28.0 percent (seven conversions on 25 attempts) through two games in 2015.
- The defense allowed 61 rushing yards on 21 attempts by the Chargers for an average of 2.9 yards per carry. It was the eighth consecutive game the Titans did not allow their opponents to reach 100 rushing yards, which is the longest active streak in the NFL.
- The defense notched its 18th consecutive game without yielding 100 or more rushing yards to an individual player on the opposing team.
- The Titans defense allowed the Chargers to score touchdowns on only two of their five opportunities in the red zone (40.0 percent). The Chargers advanced as far as the seven-yard line in the final minute of the fourth quarter, but the Titans limited the Chargers to a field goal to force overtime.

ILB AZEEZ AL-SHAIR

- Tied for second place on the defense with eight tackles.

CB TRE AVERY

- Tied for second place on the team with a career-high eight tackles, including a tackle for loss. He added a pass defended.

DL DENICO AUTRY

- Notched five tackles, including a sack.
- Ended the Chargers' first drive with a sack on third down, dropping **Justin Herbert** for a seven-yard loss. It was the 50th sack of Autry's 10-year NFL career, and it gave him 2.5 sacks in 2023. He became the 33rd NFL player to reach 50 sacks since he entered the NFL in 2014 and the 25th active player to do so.

WR TREYLON BURKS

- Led the offense with 76 receiving yards on three catches.
- Registered a career-long 70-yard catch in the second quarter, leading to a touchdown two plays later. It was the team's longest reception since a 75-yard touchdown catch by **Corey Davis** against Detroit on Dec. 20, 2020.

S KEVIN BYARD

- Led the team with 12 total tackles. It marked the second consecutive week that he led the team or tied for the team lead in tackles.

RB JULIUS CHESTNUT

- Led the team with two special teams tackles.

K NICK FOLK

- Made both field goal attempts, including a 33-yarder as time expired in the first half and a 41-yard, game-winning field goal in overtime.
- Recorded the 13th game-winning field goal of his career, including 12 in the regular season and one game-winner in the postseason. It was the organization's 54th all-time game winning field goal and the team's first since **Randy Bullock's** 44-yarder to beat the San Francisco 49ers on Dec. 23, 2021.
- Improved his season totals to seven field goals on seven attempts and three extra points on three attempts.

RB DERRICK HENRY

- Totaled a team-high 95 scrimmage yards, including a team-best 80 rushing yards on 25 attempts and three receptions for 15 yards. It was the 36th regular-season game of his career with a minimum of 80 rushing yards and a rushing touchdown.
- Scored his first touchdown of the season and the 79th rushing touchdown of his career on a one-yard plunge in the second quarter. He is the franchise's all-time leader in rushing touchdowns and total touchdowns (82).

WR DeANDRE HOPKINS

- Tied for the team lead with four receptions and ranked third on the squad with 40 receiving yards.
- Helped set up a go-ahead touchdown in the fourth quarter with a 14-yard catch to convert a third down. In overtime, he helped set up the game-winning field goal with another 14-yard grab.
- Extended his streak to 147 consecutive games with a reception—every game he has played since he entered the NFL. It is the longest active streak in the NFL.

NOTES FROM LAST WEEK'S GAME

OLB HAROLD LANDRY III

- Posted three tackles, including a sack.
- In the final minute of the fourth quarter, he dropped **Justin Herbert** for an eight-yard sack on third down. It forced the Chargers to attempt a game-tying field goal to extend the game to overtime, when the Titans would win the game. Landry notched his 32nd career sack and his first sack since missing the 2022 campaign due to injury.

CB ROGER McCREARY

- Posted six tackles, including a tackle for loss.

WR CHRIS MOORE

- Caught a 49-yard pass from **Ryan Tannehill** in the fourth quarter to help set up a touchdown six plays later. It was the third-longest reception of his career.

CB SEAN MURPHY-BUNTING

- Led the team and set a new career high with three passes defended. He added five tackles.

TE CHIG OKONKWO

- Tied for the team lead with four receptions for a total of 35 yards.
- Credited with 20 yards on a reception during a third-quarter touchdown drive.

OL DILLON RADUNZ

- Saw action for the first time since suffering a season-ending injury at the Chargers on Dec. 18, 2022. He played the majority of the contest at left guard.

DT JEFFERY SIMMONS

- Credited with five tackles, including a sack.
- Ended a Chargers drive in the third quarter with a nine-yard sack on third down. It was his second sack of the season and the 23rd sack of his career.
- Posted at least one sack in Week 1 and Week 2 for the first time in his career.

RB TYJAE SPEARS

- Totaled 49 rushing yards on eight attempts and added six yards on a pair of receptions.

P RYAN STONEHOUSE

- Established a new franchise single-game record with a gross average of 61.2 yards per punt (minimum four punts to qualify), totaling 306 yards on five punts. It eclipsed **Brett Kern's** previous franchise record of 60.5 yards, set on Oct. 25, 2020 against Pittsburgh. Since 1960, Stonehouse registered the NFL's second-best gross average in an NFL game (minimum four attempts) behind only Carolina punter **Andy Lee's** 63.0 yards per punt against Denver on Sept. 8, 2016.
- Also averaged 44.6 net yards per punt with one punt placed inside the 20.
- Recorded punts of 60, 63, 63, 58 and 62 yards.



QB RYAN TANNEHILL

- Completed 20 of 24 passes for 246 yards and one touchdown. He set a new career high and ranked fourth in franchise history in single-game completion percentage (minimum 20 attempts) with a rate of 83.3 percent. The performance topped his previous career high of 81.5 percent (22 of 27) at Green Bay on Nov. 17, 2022.
- Credited with his 27th career game-winning drive in the fourth quarter or overtime, including the regular season and postseason. The total includes 14 games with the Titans from 2019 to 2023. During the game-winning drive in overtime against the Chargers, he completed both of his attempts for 20 total yards to set up **Nick Folk's** field goal.
- His 123.3 passer rating against the Chargers gave him 23 career games with a passer rating of 120.0 or better (minimum 20 attempts).
- Registered the 16th game of his career in which he completed at least one touchdown pass and rushed for at least one touchdown.
- Completed a 70-yard pass to **Treyton Burks** in the second quarter. It was the ninth-longest pass of his career and the team's longest completion since Tannehill and **Corey Davis** connected for a 75-yard touchdown against Detroit on Dec. 20, 2020.
- Rushed for a 12-yard touchdown in the third quarter. It was his first rushing touchdown of the season and the 27th rushing touchdown of his career.
- Completed a 49-yard pass to **Chris Moore** in the fourth quarter.
- Tossed a four-yard touchdown pass to **Nick Westbrook-Ikhine** in the fourth quarter.
- Passed **Marcus Mariota** (1,110 completions) for fourth place on the franchise's all-time completions list. Tannehill has 1,121 completions since joining the Titans in 2019.
- Passed **Marcus Mariota** (13,207 passing yards) for fifth place on the franchise's all-time passing yards list. Tannehill has 13,275 passing yards since joining the Titans in 2019.

WR NICK WESTBROOK-IKHINE

- Caught three passes for 25 yards, including a four-yard touchdown with 2 minutes and 22 seconds remaining in the fourth quarter. It was his first touchdown reception of the season and his eighth career touchdown reception.

SELECT TITANS POSTGAME QUOTES

SUNDAY, SEPT. 17, 2023

HEAD COACH MIKE VRABEL

How big was Harold Landry III getting his first sack of the season to make sure you got a stand there defensively?

Well, it was critical. A lot of plays in the game, comes down to a few. Certainly, that was a big one. We talked about the key all week was getting the drive stopped. Sometimes we got it stopped sooner, sometimes we got it stopped later and in that case it was one of those that got stopped later. But in the end it got stopped.

How important is it to stay in the fight and have a chance to win it in the end?

Well, that's what it's about. These games are tight every week. They played in a close one last week. We played in a close one. You got to just stay in there. You got to keep fighting, take care of the football, execute a few couple critical plays. I thought there at the end, just being able to roll out and find Hop (DeAndre Hopkins) to give us the yardage that we needed with the rain coming.

What do you think of the way Ryan Tannehill responded to last week?

That's what Ryan's (Tannehill) done. One of the tougher players on our team. I know we got a bunch of tough guys, but he stood in there and got the (crap) knocked out of him a couple times late and I respect the heck out of it and kept battling. Hit some shots, which was great to see, down the field.

Did you have any doubt at all that he (Nick Folk) would make it?

He'd been really good. That's what he's done and that's what you need in this league, is a guy that's reliable in critical situations.

How was it for Dillon Radunz to come in and give you as many snaps as he did filling in at left guard?

Well, it was certainly a quick turnaround from when he was hurt. And again, all the credit goes to Dillon (Radunz) to be able to do that and get back. Having worked at tackle and guard, just felt like early on we'll put him in there. Was able to stay alive and I'm sure that there was going to be some mistakes. But it's great to see him back out there. It's a phenomenal turnaround.

How did you like the secondary play in the first overtime series?

We were playing some zone and they hit a couple of seams on us. Liked what Shane (Bowen) did and changed up some things and got on body and guys responded. It was just good to see us stay tight in coverage and challenge. Early on it's like some of the calls and they're throwing it in front of us. Just making sure that we're not getting the ball thrown over our head. Then it was great to be able to challenge there in overtime. Three fantastic plays, executed well by the defense. Jeff(ery Simmons) had good pressure. He slipped or that ball probably would have been out. But it was good to see really tight coverage.

How good was it to score in the redzone? A lot better than last week.

Well, every week is different. You guys hear me say that all the time. Every week is different. We were able to get stops on defense this week. We were able to double them up at halftime with the field goal and then scoring a touchdown and putting a drive together. You can just see the difference in our efficiency when it's, instead of third-and-10, we're able to function at a better down and distance. There were times that we had gained five yards and ahead of schedule. Silly penalty, second-and-10, third-and-10. So you guys can see it as well as we can, when we get into drives and we're able to let those plays complement each other, that's when we can be effective and then get down in a red zone. Had a shot, everybody went on the ball from the five and was able to score two plays later.

What did the (Treylon) Burks play do for energy on the sideline, energy in the stadium?

Yes, it was critical. We need that from Treylon (Burks), being able to run through the catch there was fantastic. Got over the top, protection held up. Ryan (Tannehill) gave him a fantastic ball. But, I'm with you. We were leaking oil and we needed somebody to step up and make a play. And that was a huge play.

Were those deep plays to Treylon (Burks) and Chris (Moore) things you thought would be there?

Yeah, those are things that we always try to get and a lot of that is dictated on whether we can hold up. They play some post safety and they get on you. Chris (Moore) had a great week of practice. Treylon (Burks) continued to get better throughout the week with some of the details and so those are really cool to see when it translates into the football game.

How good is it getting the winning feeling back?

Well, it's important. It's important to get off to a good start. Again, tight games at home. We needed it. We all needed it. But we can be able to learn from it and see when we do the things that we talk about in practice and the execution, what it looks like.

QUARTERBACK RYAN TANNEHILL

How do you feel after your big win today?

Yeah, it's great to get things going a little bit for us. Obviously, we wanted to come back and play well today after last week. So, excited to be able to do that, get back on the field, felt great to be back out there and were able to pull the win out at the end. So, made it a lot of fun.

What was the feeling when you guys got the ball back after a defensive stop? And how that last drive went to put (Titans kicker) Nick (Folk) in position?

Yeah, it was huge. We had a lot of momentum there. The defense came up. The crowd was into it and that's what you want when you're playing at home. Defense comes up huge with the three-and-out, get a decent punt return there, I think we got an extra 10 yards or so on the punt return. So, we had a lot of momentum there and we were able to string some plays together and get down in field goal range. It started raining there for a second and then right when we were about to snap it, it calmed down a little bit and Nick (Folks) hammered it through. So, I'm proud of our guys, the way we battled, stuck together throughout the game, through the ups and downs. That's the way football games are. It's never going to be perfect. You're going to have ups and downs and if you stick together, face that adversity, and then make big plays when it comes down to it, you're going to find a way to win. And that's what we did today.

What does it do for you when you're able to complete those long plays?

Well, it's huge. It gets us going a little bit. When you're able to hit a chunk like that, you're not going to have a 15-play drive to score. You're able to shorten the amount of plays it's going to take you to get into the end zone and build some momentum. Hit a play like that, it opens up some underneath stuff, as well. It does a lot of things for you. I'm proud of our guys. The way we practiced, we were able to hit some in practice and then those same guys are able to show up on Sunday and make the same play.

How good does it feel with the first win since last November? And how good does it feel in the locker room?

It felt great. We're not thinking about last year or anything like that, but great to bounce back from the start we had last week and find a way to get to 1-1. And it feels good to celebrate a win in the locker room. Those are the memories that, I think back over the course of my career, is celebrating tough, hard-fought games like today in the locker room with your teammates. Guys that you go to battle with. So, definitely added another great memory.

SELECT TITANS POSTGAME QUOTES

We were talking to Jeff Simmons across the hall just now, and he was talking about how great it was to get a win. And he said, I told Ryan this week, he's my quarterback and I stand with him. What's it like to know that Jeff Simmons and your teammates have your back, no matter what?

It means a lot. I knew last week wasn't who I am as a player. I knew I was going to bounce back this week but it's nice to feel that support from your teammates throughout the week. It wasn't one big conversation or anything like that because they see how I prepare and how I play. So, I don't think there was ever a doubt that we were going to be able to bounce back. But that support, no doubt, it definitely helps build that confidence.

LB AZEEZ AL-SHAAIR

You mentioned it seems like whenever the defense needed to make a play, guys were ready to make a play, and same for the offense, when they needed to make a play, they were able to do it. That's wasn't really the case last week what changed?

Each week is going to present new challenges and you've got to learn from whatever happened the week before, and flush it down the drain, and keep going. And that's exactly what we all did as a group. Offense, defense, special teams. And you've seen that happen today. Obviously now, it's going to be great, because everybody's gonna be like, 'Oh, the Titans look good now.' And everything that everybody wrote trash, is going to be good. Either way, I can't rely on what you say about me to dictate how we feel. We've got to keep staying true to who we are, and staying true to what we talk about in our fundamentals as a team, and keep going.

LB NICK FOLK

How did it feel to get that game winner for the team?

I thought it was good to get a win. I think defense held in overtime and the offense had a great drive going, moved the ball when they needed to and it was a total team effort. It wasn't just me. I just got to put the cherry on top. The team did a great job today. Everyone, coaches, players, hats off to the entire locker room.

RB DERRICK HENRY

Was there a relief feeling for the team to finally get a win today?

We feel very excited. Finally get one in the win column. The guys played hard and fought hard, we got the win at the end of the day.

How do you think Treyton's (Burks) completion got you guys up and running?

Definitely got us up and running. Big momentum shift, we were a bit stalemated to that point. He made a big play for us, when we really needed it and got us going. It was a big play for him, we were able to make a bit play and get it in the end zone.

How did you feel about going into over time and that game winning kick?

Defense did a great job. Especially in overtime, getting us the ball back and us being able to go down and put three points in to end the game. Nick (Folk) did a great job getting it in there. I feel IT was great job overall with execution on both sides of the ball and it was a team effort.

The usage you and Tyjae (Spears) seemed to work pretty well. Do you think that's going to be a difficult thing for teams to handle?

Yeah, we hope so. Be a one-two punch, a great tandem. Being able to make plays and move the ball down the field. I feel we did a great job as well.

It's been a while since you guys scored as many points as you did today, was this a confident building game for the offense?

Yeah, definitely. It felt good to get in the end zone, get in there multiple times. Different guys getting in there and putting plays together to lead to points. Like you said it's been a while, so definitely a lot of good things to build off of. We came correct. At the end of the day, it's a positive getting the dub and getting in the end zone and making some plays

LB HAROLD LANDRY III

How good does it feel to make a play that obviously kind of set things in motion to win it?

I mean, it's so great. I felt like it was honestly, a relief because I was just trying to get that first sack under my belt. Now I just got to get back to work and keep preparing and play better. It's a relief to get that first one under your belt. And now I just got to continue to focus on my preparation, and practice and just improving.

How big was the complimentary football today, just for both sides to kind of do their part.

I just feel like that's when we're at our best. We're playing complementary football, and we're just helping each other out, and I feel like we're a great team when it comes to the gritty games that come down to the wire. I feel like we rise to the occasion. Yeah, I mean, that's just Tennessee football.

OL DILLON RADUNZ

How do you feel just coming in and how long do you feel to get comfortable?

We do the practice reps all the time, so I felt pretty comfortable in practice and I knew going in the game if I had to play, I feel comfortable. So, the knee overall physically felt great. I mean, obviously butterflies, any time you go out there and compete in front of that many people and stuff like that. So, I think it was just more nerves settling in and was able to do that and played a good game and we won. So, it's good.

DT JEFFERY SIMMONS

What can you say about this team battling back and forth throughout the game, and ultimately coming back?

Everything showed today, our culture, the way we're built around here in Tennessee. We're willing to fight for each other. No matter what, the defense is going on the field, to get a turnover. You know, we went for it early in the game. We went out on the field. We made them kick the field goal in that situation. So, we just call it 'sudden change'. That's our goal each and every game. You've got to work together, special teams, offense and defense. Today showed that we played as one. It wasn't pretty. But at the end of the day, we played as one, and got a win.

You said earlier in the week that, 'Hey, it's time to win a game'. How good does it feel?

It feels wonderful, man. We haven't won since the Packers. We've got to go back to winning, man. Today it's just amazing, man. Like I said, a hell of a job, to the offense. And then the granddaddy on the team, Nick (Folk) going down to make the field goal. I told Tanny (Ryan Tannehill) 'Man, you're our quarterback. I believe in you. We've got your back.' That's a hell of a job to go down, on a drive, and get a field goal at the end.

TITANS ROSTER BREAKDOWN

The following is a breakdown of the 53-man roster as of Sept. 18, 2023:

Years in NFL (including 2022):

16th	1
14th	1
12th	1
11th	1
10th	2
8th	3
6th	2
5th	9
4th	6
3rd	5
2nd	7
1st	4
Rookie	11

By Age (roster as of Sept. 3; age as of season opener on Sept. 10):

20-24	23
25-28	19
29-32	7
33+	4

By Position:

OL	9
CB	6
WR	6
S	5
DL	5
ILB	5
OLB	5
TE	3
RB	3
Specialists	3
QB	3

By Draft Round:

First Round	6
Second Round	7
Third Round	6
Fourth Round	5
Fifth Round	3
Sixth Round	3
Seventh Round	1
Undrafted	22

States that produced the most current Titans (high school location):

- Georgia** - 9 (Kevin Byard, Chris Hubbard, Kearis Jackson, Arden Key, Corey Levin, Chig Okonkwo, Otis Reese IV, Kindle Vildor, Malik Willis)
- Florida** - 6 (Azeez Al-Shaair, Derrick Henry, Anthony Kendall, Chris Moore, Rashad Weaver, Nick Westbrook-Ikhine)
- Texas** - 6 (Aaron Brewer, Jack Gibbens, Trevis Gipson, Xavier Newman, Jayden Peevy, Ryan Tannehill)

Universities that produced the most current Titans:

- Cincinnati** - 2 (Chris Moore, Josh Whyle)
- Georgia** - 2 (Kearis Jackson, Monty Rice)
- Louisiana State** - 2 (Kristian Fulton, Arden Key)
- Maryland** - 2 (Jaelyn Duncan, Chig Okonkwo)
- Mississippi State** - 2 (Denico Autry, Jeffery Simmons)
- Texas A&M** - 2 (Jayden Peevy, Ryan Tannehill)

First-Round Draft Picks:

- OL Peter Skoronski (2023)
- WR Treylon Burks (2022)
- CB Caleb Farley (2021) **
- T Andre Dillard (2019)
- DT Jeffery Simmons (2019)
- WR DeAndre Hopkins (2013)
- QB Ryan Tannehill (2012)

Pro Bowl Seasons:

- S Kevin Byard (2017, 2021)
- LS Morgan Cox (2015-16, 2019-20, 2022)
- K Nick Folk (2007)
- RB Derrick Henry (2019-20, 2022)
- DeAndre Hopkins (2015, 2017-20)
- DT Jeffery Simmons (2021-22)
- QB Ryan Tannehill (2019)

Drafted by the Titans: 21

New players in 2023: 24

Oldest player:

K Nick Folk (11/5/84)

Youngest player:

OL Peter Skoronski (7/31/01)

Tallest player:

TE Josh Whyle (6-7)

Shortest player:

DB Elijah Molden, P Ryan Stonehouse, CB Anthony Kendall (5-10)

* Injured Reserve
** PUP

NEW FACES IN 2023

The following lists include executives, coaches and players who joined the Titans after the 2022 season ended. Players listed include only players on the 53-man roster.

General Manager and Assistant General Managers

Ran Carthon	General Manager
Chad Brinker	Assistant General Manager, Strategy
Anthony Robinson	Assistant General Manager, Personnel

Coaching Staff

Justin Hamilton	Defensive Quality Control Assistant Coach
Chris Harris	Defensive Passing Game Coordinator
Matt Jones	Offensive Line Assistant Coach
Anthony Levine	Special Teams Assistant Coach
Lo Locust	Defensive Quality Control Assistant Coach
Charles London	Offensive Passing Game Coordinator
Justin Outten	Run Game Coordinator
Tom Quinn	Special Teams Assistant Coach
Haley Roberts	Sports Performance Assistant
Luke Stocker	Offensive Assistant

Veteran Players with Two or More Years of Experience

Azeez Al-Shaair	LB
Daniel Brunskill	OL
Andre Dillard	T
Nick Folk	K
Luke Gifford	LB
Trevis Gipson	OLB
DeAndre Hopkins	WR
Chris Hubbard	OL
Arden Key	OLB
Chris Moore	WR
Sean Murphy-Bunting	CB
Kindle Vildor	CB
Trevon Wesco	TE

Draft Picks (Round)

Peter Skoronski (1)	OL
Will Levis (2)	QB
Tyjae Spears (3)	RB
Josh Whyle (5)	TE
Jaelyn Duncan (6)	OL
Colton Dowell (7)	WR

Undrafted Rookies (R) and First-Year Free Agents (1)

Kearis Jackson (R)	WR
Matthew Jackson (R)	S
Anthony Kendall (R)	CB
Caleb Murphy (R)	OLB
Otis Reese IV (R)	LB

As of Sept. 18, 2023



The 2023 Titans draft class: (top row, left to right) OL Peter Skoronski, TE Josh Whyle, OL Jaelyn Duncan, (bottom row, left to right) WR Colton Dowell, QB Will Levis, RB Tyjae Spears

2023 SCHEDULE NOTES

SEASON NOTES

- **PLAYOFF OPPONENTS:** The Titans have eight total games against seven playoff teams from last season. They play three division champions from 2022, including home games against Cincinnati (Oct. 1) and Jacksonville (Jan. 6 or 7) and visits to Tampa Bay (Nov. 12) and Jacksonville (Nov. 19). The four contests against 2022 wild card qualifiers include home dates with the Los Angeles Chargers (Sept. 17) and Seattle Seahawks (Dec. 24), a road game against Miami (Dec. 11), and a game in London against Baltimore (Oct. 15). The eight games against reigning playoff clubs are one more than the number the Titans had in 2022.
- **NATIONAL TV APPEARANCES:** The Titans are currently scheduled for three nationally-televised games. Their game in London against Baltimore (Oct. 15) will air on NFL Network. In primetime, they play at Pittsburgh on Thursday Night Football (Nov. 2 on Prime Video) and at Miami on Monday Night Football (Dec. 11 on ESPN).
- **TV BREAKDOWN:** Excluding their Week 18 matchup with the Jaguars, which has not yet been assigned a television broadcasting network, the Titans are currently scheduled for 10 contests on CBS, three games on FOX, and one game each on NFL Network, ESPN and Prime Video. Due to the NFL's flex scheduling, some contests could be moved to a different network from the one appearing on the initial schedule.
- **TIME (ZONE) TRAVEL:** Outside of their trip to London, the Titans stay in either the central time zone (13 games) or eastern time zone (six) for the duration of 2023, including the preseason. The farthest west they travel is Houston.
- **HIGH NOON:** During the regular season, 13 of the Titans' games are currently scheduled for Sundays at noon CT, with 11 total contests subject to flex scheduling.
- **THREE GAMES BASED UPON 2022 FINISH:** Every NFL team has two intra-conference games and one interconference matchup based on the previous year's standings. As a result of the Titans' second-place finish in 2022, they host the AFC West's second-place Chargers (Sept. 17) and the NFC West's second-place Seattle Seahawks (Dec. 24). They visit the AFC East's runner-up Dolphins (Dec. 11). Overall, the Titans' strength of schedule is .448 (127-157-4) based upon their opponents' combined 2022 record, which is the 28th most difficult in the NFL.
- **FACING TOP OFFENSES AND DEFENSES:** The Titans face four of the NFL's top 10 offenses from last season: Cincinnati (Oct. 1, eighth-overall offense), Jacksonville (Nov. 19 and Jan. 6-7, 10th), the Los Angeles Chargers (Sept. 17, ninth) and Miami (Dec. 11, sixth). They also contend with three of the top 10 defenses from 2022: Baltimore (Oct. 15, tied-ninth overall defense), New Orleans (Sept. 10, fifth) and Tampa Bay (Nov. 12, tied-ninth).
- **VRABEL LOOKS FOR FIFTH WINNING SEASON:** With a winning record in 2023, Mike Vrabel would join Bum Phillips and Jeff Fisher as the only head coaches in franchise history with at least five winning campaigns. Under Vrabel, the Titans finished with winning records each season from 2018 to 2021. Fisher holds the franchise record for head coaches with six winning seasons (1999-00, 2002-03, 2007-08), which broke the previous record of five seasons, established by Phillips (1975, 1977-80).
- **VRABEL COULD PASS PHILLIPS:** Entering 2023 with a record of 50-37 as head coach, including playoffs, Mike Vrabel needs 10 wins to pass Bum Phillips (59-38) for second place on the franchise's all-time wins list among head coaches. Jeff Fisher (147-126) holds the franchise record for wins.
- **HEAD COACHING EXPERIENCE:** The Titans will face three of the five NFL head coaches who were hired by their respective clubs in 2023: Indianapolis' Shane Steichen (Oct. 8 and Dec. 3), Carolina's Frank Reich (Nov. 26) and Houston's DeMeco Ryans (Dec. 17 and 31). Titans head coach Mike Vrabel, who joined the Titans in 2018, has the ninth-longest tenure among current head coaches.

WEEK-BY-WEEK NOTES

- **WEEK 3 at CLEVELAND:** The Titans have won their last two games at Cleveland Browns Stadium (2017 and 2019), but the Browns, under head coach Kevin Stefanski, won the most recent clash at Nissan Stadium in 2020. Browns quarterback Deshaun Watson has several connections with the Titans from their shared time at the Houston Texans, including head coach Mike Vrabel and offensive coordinator Tim Kelly.
- **WEEK 4 vs. CINCINNATI:** The Titans look to snap a three-game skid against the Bengals, who are led by fourth-year quarterback Joe Burrow. The Bengals took the AFC North title in each of the past two seasons and defeated the Titans at Nissan Stadium in the 2021 divisional playoffs. The Titans lead the all-time series 40-37-1, including the postseason.
- **WEEKS 5 & 13 vs. INDIANAPOLIS:** The Titans enter 2023 with a five-game winning streak over the Colts, who are led by first-year head coach Shane Steichen. Steichen served as the offensive coordinator of the Philadelphia Eagles the last two seasons, and in 2022 he helped the team reach Super Bowl LVII. First-year Titans general manager Ran Carthon spent the majority of his three NFL seasons as a player (2004-06) with the Colts.

- **WEEK 6 vs. BALTIMORE (LONDON):** The Titans and Ravens square off at London's Tottenham Hotspur Stadium, marking the Titans' second all-time international game in the regular season. Their first such trip occurred in 2018, Mike Vrabel's first year as head coach, when the Titans faced the Chargers at Wembley Stadium. The Titans and Ravens have developed a heated rivalry over the course of 26 all-time meetings since the series originated in 1996, highlighted by five postseason contests—most recently a 20-13 Ravens wild-card victory on Jan. 10, 2021. No team has faced the Titans/Oilers more than the Ravens in postseason history, despite the first such matchup not occurring until January 2001. Including all regular season and postseason games, the series is tied 13-13.
- **WEEK 7 (BYE):** The Titans follow their trip to London with a bye. Since Mike Vrabel became the team's head coach in 2018, the Titans are 5-0 in games immediately following their bye week.
- **WEEK 8 vs. ATLANTA:** Falcons head coach Arthur Smith faces the Titans for the first time since leaving the organization in 2021 to claim his current post. Smith was with the Titans from 2011 to 2020, including time as offensive coordinator in his final two campaigns with the club. The trip to Nissan Stadium by the Falcons will be their fourth in the regular season.
- **WEEK 9 at PITTSBURGH (THURSDAY NIGHT):** The Titans renew the series in the 81st meeting (including playoffs) with their former AFC Central rivals, who are in their 17th season with Mike Tomlin as head coach. In franchise history, the Titans/Oilers have played the Steelers more than any other opponent, including a 2-2 split in four previous Thursday night encounters. Titans head coach Mike Vrabel spent four seasons as a player in Pittsburgh after being selected by the Steelers in the third round of the 1997 NFL Draft.
- **WEEK 10 at TAMPA BAY:** The Titans carry a three-game winning streak over the Buccaneers into the meeting. With Todd Bowles in his second season as Tampa Bay's head coach, the team moves forward at quarterback in 2023 with veterans Baker Mayfield and Kyle Trask following the offseason retirement of Tom Brady.
- **WEEKS 11 & 18 vs. JACKSONVILLE:** The Titans look to regain the momentum in the series after they were swept by the Jaguars in 2022 for the first time since 2005. That ended the Titans' five-game winning streak in the rivalry. In Week 18 of last season, the Jaguars defeated the Titans in Jacksonville in a matchup that decided the AFC South champion. The Jaguars are in their second campaign with Doug Pederson as head coach and their third season since selecting quarterback Trevor Lawrence with the first pick in the 2021 NFL Draft.
- **WEEK 12 vs. CAROLINA:** The Titans will host the Panthers at Nissan Stadium for only the third time in the regular season (2007 and 2015). The Panthers are launching a new era in 2023 with head coach Frank Reich, who previously served as the head coach at the Indianapolis Colts from 2018 to 2022. Former Alabama quarterback and Heisman Trophy winner Bryce Young was selected by the Panthers with the first pick in the 2023 NFL Draft.
- **WEEK 14 at MIAMI (MONDAY NIGHT):** Titans quarterback Ryan Tannehill is scheduled to make his first appearance at Hard Rock Stadium since being traded from the Dolphins to the Titans in 2019. Over his seven seasons in Miami (2012-18), he started 88 games and threw for 20,434 yards and 123 touchdowns. The Titans defense faces a Dolphins offense directed by second-year head coach Mike McDaniel that ranked sixth overall and fourth in passing in 2022. The last time the Titans traveled to Miami was the 2018 season opener, Mike Vrabel's first game as a head coach. With a duration of 7 hours and 8 minutes due to two separate weather interruptions, the 27-20 Dolphins win became the longest game in NFL history. The Titans franchise is 25-19 all-time on Monday Night Football, including a 2-0 mark against the Dolphins. In 1978, the Oilers and the Dolphins were featured in a memorable Monday night clash, a 35-30 Oilers win that included 199 yards and four rushing touchdowns by Earl Campbell.
- **WEEKS 15 & 17 vs. HOUSTON:** The Titans and Texans play twice in a three-week span. They have split the season series in six of the last seven years. This year the Titans face new Texans head coach DeMeco Ryans, who was hired in 2023 after serving two seasons as defensive coordinator for the San Francisco 49ers. Titans running back Derrick Henry enters the season with five consecutive games against the Texans with at least 126 rushing yards and one touchdown. The Texans drafted former Ohio State quarterback C.J. Stroud with the second overall pick in the 2023 NFL Draft. Prior to training camp, the Titans added veteran wide receiver DeAndre Hopkins, a first-round pick in 2013 who spent his first seven NFL seasons with the Texans.
- **WEEK 16 vs. SEATTLE:** The Titans have won two consecutive games against the Seahawks and three of the last four meetings. Most recently, Derrick Henry rushed for 182 yards and three touchdowns in a 33-30 overtime victory at Seattle on Sept. 19, 2021. Pete Carroll's 14 seasons as head coach with the Seahawks gives him the fourth-longest tenure in the NFL behind only New England's Bill Belichick, Pittsburgh's Mike Tomlin and Baltimore's John Harbaugh.

WHAT TO LOOK FOR IN 2023

WHAT TO LOOK FOR – TEAM

- The franchise is in its 25th season since becoming the Titans in 1999.
- The Titans can earn their fifth playoff berth in a seven-year span.
- The Titans can earn their third division title in a four-year span. The only other stretch in franchise annals with three division titles in a four-year span was when the Oilers won the AFL East in 1960, 1961 and 1962.
- After entering 2023 with a record of 110-83 in regular season games at Nissan Stadium, the Titans need four wins at home in 2022 to exceed the 113 wins the franchise had in regular season contests at the Astrodome (113-103-2). With a record of 112-87 in the regular season and postseason combined at Nissan Stadium, the Titans are five total wins from exceeding the 116 total wins the Oilers had at the Astrodome (116-105-2). That would give the franchise more victories at Nissan Stadium than any other single venue.
- The Titans played their 200th combined regular season and postseason game at Nissan Stadium when they faced the L.A. Chargers there on Sept. 17. Their 200th regular season game at Nissan Stadium is slated for Dec. 24 against the Seattle Seahawks.

HEAD COACH MIKE VRABEL

- **Mike Vrabel** entered 2023 with a record of 50-37 as head coach of the Titans, including the regular season and playoffs. With 10 more wins in 2023, he will pass **Bum Phillips** (59) for second place on the franchise's all-time list for wins by a head coach. He would trail only **Jeff Fisher** (147).
- Can join **Jeff Fisher** (six) and **Jack Pardee** (four) as the only head coaches to lead the franchise to at least four playoff appearances.

S KEVIN BYARD

- Needs one interception in 2023 (27 interceptions entering the season) to move into sole possession of fourth place on the all-time franchise interception list. He is tied with **Tony Banfield**, **W.K. Hicks** and **Darryll Lewis**.
- Needs three interceptions to tie **Fred Glick** (30) for third place all-time for the franchise.
- Needs four interceptions to tie **Cris Dishman** (31) and five interceptions to pass Dishman for second place all-time for the franchise. He would trail only **Jim Norton** (45).
- Can set a franchise record by leading the team in interceptions for a sixth time (2017-19, 2021-22). His five such seasons tied **Darryll Lewis'** franchise record (1994-98).
- Can become the first player to lead the team in tackles for four consecutive seasons since **Keith Bulluck** (2002-06).
- With a streak of 114 consecutive games played (regular season) entering 2023, Byard can pass **Eddie George** (128) for the 10th-longest consecutive games streak in franchise history by playing in the first 15 games of 2023.
- With a streak of 114 consecutive games played (regular season) to begin his career, Byard can pass **Eddie George** (128) for the sixth-longest such streak in franchise history by playing in the first 15 games of 2023. He would trail only **Robert Brazile** (147), **Rob Bironas** (144), **Beau Brinkley** (135), **Elvin Bethea** (135) and **Gregg Bingham** (134).

RB DERRICK HENRY

- After entering 2023 with 8,335 career rushing yards, he needs 240 rushing yards in 2023 to eclipse **Earl Campbell** (8,574) for second place on the franchise's all-time career rushing list.
- Needs 1,675 rushing yards in 2023 to surpass **Eddie George** (10,009) as the franchise's all-time rushing leader.
- Needs 1,665 rushing yards in 2023 to reach 10,000 for his career. Thirty-one previous NFL players have reached the plateau.
- Needs 2,000 rushing yards to become the first player in NFL history to reach the mark in two different seasons.
- Needs 10 rushing touchdowns in 2023 to become the third player in NFL history to reach the mark in six consecutive seasons, joining **LaDainian Tomlinson** (nine) and **Adrian Peterson** (seven).

- With six career 200-yard rushing games, he needs one more to surpass **Adrian Peterson** (six) and **O.J. Simpson** (six) for the most such games all-time.
- Needs 1,500 rushing yards to become the fifth player in NFL history to reach the mark in four career seasons, joining **Barry Sanders** (five), **Eric Dickerson** (four), **Edgerrin James** (four) and **Walter Payton** (four).
- Needs 1,500 rushing yards and 15 rushing touchdowns to become the first player in NFL history to reach both marks in three different seasons.

WR DeANDRE HOPKINS

- Entered 2023 with 853 career receptions for 11,298 yards. With 47 catches and 702 receiving yards in 2023, he can become the seventh player to reach 900 receptions and 12,000 receiving yards within his first 11 NFL seasons, joining **Marvin Harrison**, **Jerry Rice**, **Brandon Marshall**, **Andre Johnson**, **Torry Holt** and **Larry Fitzgerald**.
- Entered the 2023 season with a streak of 145 consecutive games with a reception—every game since he has played since he entered the NFL. It is the longest active streak in the NFL. With at least one catch in his first 14 appearances of 2023, he will surpass **Marshall Faulk** (158) to own the third-longest such streak to begin a career in the Super Bowl era (1966–present). He would trail only **Marvin Harrison** (190) and **Keyshawn Johnson** (167).
- Needs 47 receptions in 2023 to reach 900 for his career (853 entering 2023). He would join 24 previous NFL players to accomplish the feat.

OLB HAROLD LANDRY III

- Needs eight sacks (31.0 career sacks entering 2023) to surpass **Kyle Vanden Bosch** (38.5) for 11th place on the franchise's all-time career sack list. He also needs nine sacks to become the franchise's 11th player to reach 40 career sacks.

DT JEFFERY SIMMONS

- Can become the team's only player since 2000 to record at least three sacks and five passes defended in four consecutive seasons.

DT JEFFERY SIMMONS & DL DENICO AUTRY

- Can join **Jevon Kearse** (1999-01) and **Brian Orakpo** (2015-17) as the franchise's only players since 1999 to produce three consecutive seasons with at least seven sacks.

P RYAN STONEHOUSE

- Can become the first player in history to lead the NFL in punting average in each of his first two NFL seasons.

QB RYAN TANNEHILL

- Can produce his seventh career season with at least 3,000 passing yards and his third career season with at least 4,000 passing yards.
- Can join **Warren Moon** (six) and **Steve McNair** (four) as the only starting quarterbacks in franchise history to lead the club to the playoffs at least four times.
- Needs 3,500 passing yards to tie **Warren Moon** (1989–1991) for the most seasons in franchise history with at least 3,500 passing yards. Tannehill reached the mark in 2020 and 2021.
- Entered 2023 with 33,265 NFL passing yards and 212 touchdown passes. With 2,735 passing yards and 18 touchdown passes, he will join 27 previous players to reach 36,000 passing yards and 230 touchdown passes in an NFL career.
- He eclipsed **Marcus Mariota** (13,207) for fifth place on the franchise's all-time passing yards list. He needs 4,016 yards in 2023 to surpass **Dan Pastorini** (16,846) for fourth place.
- With 89 touchdown passes with the Titans entering the season, he needs eight touchdown passes in 2023 to surpass **Dan Pastorini's** total (96) for fourth place all-time for the franchise. With 11 touchdown passes, he will become the fourth passer in team annals to reach 100 with the team, joining **Warren Moon** (196), **George Blanda** (165) and **Steve McNair** (156).

GAME PREVIEW

TEAM NOTES

PLAYER NOTES

MEDIA

STATISTICS

ROSTERS

GENERAL MANAGER RAN CARTHON

[Ran Carthon, Assistant GMs Brinker and Robinson open 2023 Training Camp](#)

[The OTP: Exclusive Interview with Ran Carthon](#)

[Video: Ran Carthon 1-on-1 with Mike Keith](#)

[Video: Ran Carthon Introduced as Titans GM](#)



Ran Carthon was named the 14th general manager in franchise history on Jan. 18, 2023. He joined the Titans after spending six seasons with the San Francisco 49ers, including the last two as the team's director of player personnel.

"We are excited to add Ran to our organization as our new general manager," Titans controlling owner **Amy Adams Strunk** said upon announcing the hire. "He brings a variety of valuable experiences to our team – as a former player and a successful personnel executive for multiple teams. I was impressed with his natural leadership qualities and his ability to connect with people. With talent evaluation being critical to this role, the roster they have built in San Francisco stands out. He played an important role there constructing one of our league's best teams."

Carthon arrived bringing a range of experience from multiple teams to Tennessee. While in San Francisco, he was the 49ers director of pro personnel for four seasons (2017-20) and then promoted to director of player personnel in 2021, serving in that capacity until joining the Titans. In his role as director of player personnel, Carthon was responsible for evaluating the top college prospects and assisting in the construction of the pro free agent board and evaluations. He joined the 49ers when head coach **Kyle Shanahan** and general manager **John Lynch** took over in 2017 and played a part in the team's three playoff appearances, two division titles and an NFC championship in 2019. Additionally, the 49ers had nine players account for 13 total Pro Bowl selections from 2021 (seven selections) to 2022 (six selections)—evidence of the talented roster the personnel staff amassed.

In his first offseason with the Titans, Carthon re-worked the roster adding wide receiver **DeAndre Hopkins**, tackle **Andre Dillard**, outside linebacker **Arden Key**, linebacker **Azeez Al-Shaair**, cornerback **Sean Murphy-Bunting**, tight end **Trevon Wesco** and linebacker **Luke Gifford** in free agency. In his first draft, offensive lineman **Peter Skoronski** and quarterback **Will Levis** were selected in the first two rounds.

Before joining San Francisco, Carthon spent five seasons (2012-16) with the St. Louis/Los Angeles Rams as their director of pro personnel. He entered the NFL scouting world as a pro scout with the Atlanta Falcons for four years (2008-11).

As a player, Carthon spent three seasons in the NFL (2004-06) primarily with the Indianapolis Colts, after entering the league as an undrafted college free agent. At the University of Florida, he tallied 1,353 career rushing yards over four seasons and was part of the Gators 2000 SEC Championship team.

Carthon was raised in an NFL family with his dad, Maurice, having a distinguished playing and coaching career. His father played for the New York Giants and Indianapolis Colts, and he coached for New England, New York Jets, Detroit, Dallas, Cleveland, Arizona and Kansas City.

Following his playing career, Carthon received his bachelor's degree in sociology from the University of Florida in 2008. As a member of the Rams (2013) and 49ers (2018) he was selected to participate in the NFL Career Development Symposium at the Wharton School of Business. And in 2022, he took part in the inaugural NFL coach and front office accelerator program.

Born Arandic Kornell Carthon in February of 1981, in Osceola, Ark., he attended Key West High School in Key West, Florida.

RAN CARTHON'S BACKGROUND:

- 2023:** Tennessee Titans - General Manager
- 2021-22:** San Francisco 49ers - Director of Player Personnel
- 2017-20:** San Francisco 49ers - Director of Pro Personnel
- 2012-16:** St. Louis/Los Angeles Rams - Director of Pro Personnel
- 2008-11:** Atlanta Falcons - Pro Scout
- 2004-06:** Indianapolis Colts* - Running Back
- 1999-03:** University of Florida - Running Back

* Also spent time with the Green Bay Packers, Seattle Seahawks and Detroit Lions

TITANS PLAYER PERSONNEL STAFF

- Ran Carthon **General Manager**
- Chad Brinker **Assistant General Manager, Football Strategy**
- Anthony Robinson . . **Assistant General Manager, Personnel**
- Vin Marino **Vice President, Football Administration**
- Sarah Bailey **Director, Football Research & Development**
- Brian Gardner **Director, Pro Scouting**
- Jon Salge **Director, College Scouting**
- Kevin Turks **Assistant Director, Pro Scouting**
- Bryce Wasserman . **Manager, Football Strategy**
- Mike Boni **National Scout**
- Dale Thompson **National Scout**
- Brandon Taylor **Pro Scout**
- Casey Callahan **Area Scout**
- Patrick Callaway . . **Area Scout**
- TJ Earley **Area Scout**
- Matt Miller **College Scout**
- Tom Roth **Area Scout**
- Wes Slay **Area Scout**
- Max Curtis **Coordinator, Player Personnel**
- Rob Riederer **Coordinator, Pro Scouting**
- Patrick Woo **Coordinator, College Scouting**
- Corey Cooper **Assistant, Scouting**
- Mical Johnson **Assistant, Scouting**
- Aaron Sanders **Assistant, Scouting**
- Adam Bondi **Lead Developer, Football Technology**
- Matt Iammarino **Assistant Developer, Analytical Football Research**

FRANCHISE GENERAL MANAGER HISTORY

Ran Carthon became the 14th general manager in franchise history when he was hired in 2023. In the "Titans era," which began in 1999, he is the team's fifth general manager.

Franchise general managers (records include postseason):

General Manager	Seasons	W	L	T	Pct
Ran Carthon	2023	1	1	0	.500
Jon Robinson	2016–2022	69	47	0	.595
Ruston Webster	2012–2015	18	46	0	.281
Mike Reinfeldt	2007–2011	46	36	0	.561
Floyd Reese	1994–2006	111	106	0	.512
Mike Holovak	1989–1993	52	34	0	.605
Ladd Herzeg	1981–1988	44	80	0	.355
O.A. "Bum" Phillips	1975–1980	59	38	0	.608
Sid Gillman	1973–1974	8	20	0	.286
John Breen	1971–1972	5	22	1	.196
Don Klosterman	1966–1969	25	30	3	.457
Carroll Martin	1964–1965	8	20	0	.286
Pop Ivy	1963	6	8	0	.429
Don Suman	1961–1962	22	7	1	.750

Note: No general manager title was held in 1960 or 1970.

RECENT TITANS FREE AGENCY

2023

<u>Free Agents Signed</u>	<u>Former Team</u>
LB Azeez Al-Shaair	San Francisco
OL Daniel Brunskill	San Francisco
OL Andre Dillard	Philadelphia
LB Luke Gifford	Dallas
WR DeAndre Hopkins	Arizona
DT Jaleel Johnson	Atlanta
OLB Arden Key	Jacksonville
WR Chris Moore	Houston
CB Sean Murphy-Bunting	Tampa Bay
LB Ben Niemann	Arizona
TE Trevon Wesco	Chicago

<u>Free Agents Lost</u>	<u>New Team</u>
OLB Tarell Basham	Cincinnati
T Le'Raven Clark	Pittsburgh
LB Dylan Cole	Chicago
WR Chris Conley	San Francisco
T Dennis Daley	Arizona
G Nate Davis	Chicago
QB Joshua Dobbs	Cleveland
DE Mario Edwards Jr.	Seattle
TE Austin Hooper	Las Vegas
DB Lonnie Johnson Jr.	New Orleans
LB David Long Jr.	Miami
DT Kevin Strong	Arizona
DE DeMarcus Walker	Chicago

2022

<u>Free Agents Signed</u>	<u>Former Team</u>
RB Trenton Cannon	San Francisco
TE Austin Hooper	Cleveland
OL Jamarco Jones	Seattle
LB Justin Lawler	L.A. Rams
WR Josh Malone	Green Bay
DB A.J. Moore	Houston
DL DeMarcus Walker	Houston

<u>Free Agents Lost</u>	<u>New Team</u>
WR Cameron Batson	Atlanta
FB Khari Blasingame	Chicago
LB Jayon Brown	Las Vegas
S Dane Cruikshank	Chicago
LB Rashaan Evans	Atlanta
TE Anthony Firkser	Atlanta
RB D'Onta Foreman	Carolina
WR Marcus Johnson	San Francisco
RB Jeremy McNichols	Atlanta
DT Kyle Peko	Las Vegas
OL David Quessenberry	Buffalo

2021

<u>Free Agents Signed</u>	<u>Former Team</u>
OLB Ola Adeniyi	Pittsburgh
DL Denico Autry	Indianapolis
LB B.J. Bello	L.A. Chargers
WR Fred Brown	Denver
DT Trevon Coley	N.Y. Jets
LS Morgan Cox	Baltimore
T Christian DiLauro	Pittsburgh
OLB Bud Dupree	Pittsburgh
S Matthias Farley	N.Y. Jets
DT Woodrow Hamilton IV	Carolina
DT Bruce Hector	Carolina
RB Brian Hill	Atlanta
CB Jackrabbit Jenkins	New Orleans
CB Kevin Johnson	Cleveland
DT Abry Jones	Jacksonville
CB Chris Jones	Minnesota
T Kendall Lamm	Cleveland
WR Kalija Lipscomb	Green Bay
CB Greg Mabin	Jacksonville

LB Justin March-Lillard	Dallas
CB Kevin Peterson	Arizona
WR Josh Reynolds	L.A. Rams

<u>Free Agents Lost</u>	<u>New Team</u>
OLB Jadeveon Clowney	Cleveland
WR Corey Davis	N.Y. Jets
DE Matt Dickerson	Las Vegas
G/C Jamil Douglas	Buffalo
DT DaQuan Jones	Carolina
DB Joshua Kalu	N.Y. Giants
CB Desmond King	Houston
CB Chris Milton	N.Y. Giants
TE MyCole Pruitt	San Francisco
WR Kalif Raymond	Detroit
TE Jonnu Smith	New England
CB Tye Smith	Minnesota

2020

<u>Free Agents Signed</u>	<u>Former Team</u>
OLB Vic Beasley Jr.	Atlanta
DB Ibraheim Campbell	Green Bay
DL Jack Crawford	Atlanta
LB Nick Dzubnar	L.A. Chargers
CB Johnathan Joseph	Houston
RB Seniorise Perry	Buffalo
T Ty Sambrailo	Atlanta

<u>Free Agents Lost</u>	<u>New Team</u>
T Jack Conklin	Cleveland
WR Darius Jennings	L.A. Chargers
DL Austin Johnson	N.Y. Giants
QB Marcus Mariota	Las Vegas
CB Logan Ryan	New York Giants
WR Tajaé Sharpe	Minnesota
CB LeShaun Sims	Cincinnati

2019

<u>Free Agents Signed</u>	<u>Former Team</u>
DL Frank Herron	New England
TE Ryan Hewitt	Indianapolis
WR Cody Hollister	New England
WR Adam Humphries	Tampa Bay
G Rodger Saffold	L.A. Rams
DL Brent Urban	Baltimore
OLB Cameron Wake	Miami

<u>Free Agents Lost</u>	<u>New Team</u>
TE Luke Stocker	Atlanta
G Quinton Spain	Buffalo

2018

<u>Free Agents Signed</u>	<u>Former Team</u>
CB Malcolm Butler	New England
WR Michael Campanaro	Baltimore
LB Will Compton	Washington
QB Blaine Gabbert	Arizona
RB Dion Lewis	New England
S Kendrick Lewis	Baltimore
DL Bennie Logan	Kansas City
G Kevin Pamphile	Tampa Bay
OL Xavier Su'a-Filo	Houston
S Kenny Vaccaro	New Orleans
WR Nick Williams	Atlanta

<u>Free Agents Lost</u>	<u>New Team</u>
DB Curtis Riley	N.Y. Giants
QB Brandon Weeden	Houston
LB Avery Williamson	N.Y. Jets
G/C Brian Schwenke	New England
WR Eric Decker	New England

TITANS DRAFTS SINCE 2018

2023

Rd.	Pick	Player	Pos.	College
1	11	Peter Skoronski	OL	Northwestern
2a	33	Will Levis	QB	Kentucky
2b	41	(Traded to Arizona)		
3a	72	(Traded to Arizona)		
3b	81	Tyjae Spears	RB	Tulane
4	110	(Traded to Atlanta)		
5	147	Josh Whyte	TE	Cincinnati
6a	186	Jaelyn Duncan	OL	Maryland
6b	189	(Traded to L.A. Rams)		
7	228	Colton Dowell	WR	Tennessee-Martin

Draft Notes

General Manager: Ran Carthon

- 2a, 3b – Picks acquired from Arizona for 2b, 3a and a third-round pick in 2024
- 4 – Pick traded to Atlanta in 2021 (see 2022, 2b)
- 6a – Pick acquired from Atlanta in 2021 (see 2022, 2b)
- 6b – Pick traded to L.A. Rams in 2022 for WR Robert Woods

2022

Rd.	Pick	Player	Pos.	College
1a	18	Treyton Burks	WR	Arkansas
1b	26	(Traded to N.Y. Jets)		
2a	35	Roger McCreary	CB	Auburn
2b	58	(Traded to Atlanta)		
3a	69	Nicholas Petit-Frere	OL	Ohio State
3b	86	Malik Willis	QB	Liberty
3c	90	(Traded to Las Vegas)		
3d	101	(Traded to N.Y. Jets)		
4a	131	Hassan Haskins	RB	Michigan
4b	143	Chig Okonkwo	TE	Maryland
5a	163	Kyle Philips	WR	UCLA
5b	169	(Traded to Las Vegas)		
6a	204	Theo Jackson	S	Tennessee
6b	219	Chance Campbell	LB	Mississippi
7	247	(Traded to Miami)		

Draft Notes

General Manager: Jon Robinson

- 4b, 6b – Awarded as a compensatory selections
- 1a, 3d – Picks acquired from Philadelphia for WR A.J. Brown
- 2b – Pick traded with a fourth-round pick in 2023 to Atlanta for WR Julio Jones and a sixth-round pick in 2023
- 2a, 3a, 5a – Picks acquired from N.Y. Jets for 1b, 3d
- 3b – Pick acquired from Las Vegas for 3c and 5b
- 7 – Pick traded with T Isaiah Wilson to Miami in 2021 (see 2021 7a)

2021

Rd.	Pick	Player	Pos.	College
1	22	Caleb Farley	CB	Virginia Tech
2	53	Dillon Radunz	OL	North Dakota State
3a	85	(Traded to Green Bay)		
3b	92	Monty Rice	LB	Georgia
3c	100	Elijah Molden	CB	Washington
4a	109	Dez Fitzpatrick	WR	Louisville
4b	126	(Traded to Carolina)		
4c	135	Rashad Weaver	OLB	Pittsburgh
5	166	(Traded to Carolina)		
6a	185	(Traded to L.A. Chargers)		
6b	205	Racey McMath	WR	Louisiana State
6c	215	Brady Breeze	S	Oregon
7a	232	(Traded to Carolina)		
7b	249	(Traded to L.A. Rams)		

Draft Notes

General Manager: Jon Robinson

- 3b, 4c – Picks acquired from Green Bay for 3a
- 3c – Awarded as a compensatory selection
- 4a – Pick acquired from Carolina for 4b, 5 and 7a
- 6a – Pick acquired from Jacksonville in 2020 for OLB Kamalei Correa and 7b; traded to L.A. Chargers in 2020 for CB Desmond King II

- 6c – Pick acquired from Kansas City in 2020 (see 2020, 7b)
- 7a – Pick originally from Atlanta acquired from Miami for T Isaiah Wilson and a seventh-round choice in 2022; traded to Carolina with 4b and 5 for 4a
- 7b – Pick and OLB Kamalei Correa traded to Jacksonville in 2020 for 6a

2020

Rd.	Pick	Player	Pos.	College
1	29	Isaiah Wilson	T	Georgia
2	61	Kristian Fulton	CB	Louisiana State
3	93	Darrynton Evans	RB	Appalachian State
4	135	(Traded to Miami)		
5	174	Larrell Murchison	DL	North Carolina State
6	208	(Traded to Green Bay)		
7a	224	Cole McDonald	QB	Hawaii
7b	237	(Traded to Kansas City)		
7c	243	Chris Jackson	DB	Marshall

Draft Notes

General Manager: Jon Robinson

- 4 – Pick traded to Miami in 2019 (see 2019, 6a)
- 6 – Pick traded to Green Bay in 2019 for OLB Reggie Gilbert
- 7a – Pick acquired in a 2019 trade with Cleveland for WR Taywan Taylor
- 7b – Pick acquired in a trade with Denver for DT Jurrell Casey and then traded to Kansas City for a sixth-round choice in 2021

2019

Rd.	Pick	Player	Pos.	College
1	19	Jeffery Simmons	DT	Mississippi State
2	51	A.J. Brown	WR	Mississippi
3	82	Nate Davis	OL	Charlotte
4a	116	Amani Hooker	DB	Iowa
4b	121	(Traded to N.Y. Jets)		
5a	157	(Traded to N.Y. Jets)		
5b	168	D'Andre Walker	OLB	Georgia
6a	188	David Long	LB	West Virginia
6b	191	(Traded to Baltimore)		
7	233	(Traded to Miami)		

Draft Notes

General Manager: Jon Robinson

- 4a, 5b – Picks acquired in a trade with N.Y. Jets for 4b and 5a
- 6a – Pick and QB Ryan Tannehill acquired in a trade with Miami for a seventh-round pick (233 overall) and a fourth-round pick in 2020
- 6b – Pick acquired in a trade with Baltimore for LB Kamalei Correa

2018

Rd.	Pick	Player	Pos.	College
1a	22	Rashaan Evans	LB	Alabama
1b	25	(traded to Baltimore)		
2a	41	Harold Landry III	OLB	Boston College
2b	57	(traded to Oakland)		
3	89	(traded to Oakland)		
4	125	(traded to Baltimore)		
5a	152	Dane Cruikshank	DB	Arizona
5b	162	(traded to Baltimore)		
6a	199	Luke Falk	QB	Washington State
6b	215	(acquired from Baltimore and traded back to Baltimore)		
7	243	(traded to Kansas City)		

Draft Notes

General Manager: Jon Robinson

- 1a, 6b – Picks acquired in a trade with Baltimore for 1b and 4 (6b later traded back to Baltimore)
- 2a – Pick acquired in a trade with Oakland for 2b and 3
- 5a – Pick acquired in a trade with Baltimore for 5b and 6b (6b originally traded from Baltimore to Tennessee before being traded back to Baltimore)
- 7 – Pick traded to Kansas City in 2017 for defensive lineman David King

RECENT TITANS TRADE HISTORY

2023 TRADES

Trade Date/Teams	Compensation	Overall	Player Selected	Note
1. April 28, 2023 (Draft Day Trade)				
Tennessee Receives:	Draft Choice: Round 2, 2023	#33	QB Will Levis	Pick originally from Houston
	Draft Choice: Round 3, 2023	#81	RB Tyjae Spears	Pick originally from Detroit
Arizona Receives:	Draft Choice: Round 2, 2023	#41	OLB B.J. Ojulari	
	Draft Choice: Round 3, 2023	#72	DB Garrett Williams	
	Draft Choice: Round 3, 2024			
2. Aug. 29, 2023				
Tennessee Receives:	Player: K Nick Folk			
New England Receives:	Draft Choice: Round 7, 2025			

2022 TRADES

Trade Date/Teams	Compensation	Overall	Player Selected	Note
1. March 23, 2022				
Tennessee Receives:	Player: WR Robert Woods			
L.A. Rams Receive:	Draft Choice: Round 6, 2023	#189	OLB Ochaun Mathis	
2. April 28, 2022 (Draft Day Trade)				
Tennessee Receives:	Draft Choice: Round 1, 2022	#18	WR Treyton Burks	Pick originally from New Orleans
	Draft Choice: Round 3, 2022	#101	(TE Jeremy Ruckert)	Pick originally a New Orleans compensatory selection; traded to NY Jets
Philadelphia Receives:	Player: WR A.J. Brown			
3. April 28, 2022 (Draft Day Trade)				
Tennessee Receives:	Draft Choice: Round 2, 2022	#35	CB Roger McCreary	
	Draft Choice: Round 3, 2022	#69	OL Nicholas Petit-Frere	
	Draft Choice: Round 5, 2022	#163	WR Kyle Philips	Pick originally from Pittsburgh
N.Y. Jets Receive:	Draft Choice: Round 1, 2022	#26	OLB Jermaine Johnson	
	Draft Choice: Round 3, 2022	#101	TE Jeremy Ruckert	Pick originally a New Orleans compensatory selection
4. April 29, 2022 (Draft Day Trade)				
Tennessee Receives:	Draft Choice: Round 3, 2022	#86	QB Malik Willis	
Las Vegas Receives:	Draft Choice: Round 3, 2022	#90	G Dylan Parham	
	Draft Choice: Round 5, 2022	#169	(RB Ty Chandler)	Pick traded to Minnesota
5. Aug. 17, 2022				
Tennessee Receives:	Player: S Tyree Gillespie			
Las Vegas Receives:	Draft Choice: Round 7, 2024			Conditional draft choice
6. Aug. 24, 2022				
Tennessee Receives:	Player: DB Ugo Amadi			
	Draft Choice: Round 7, 2024			
Philadelphia Receives:	Draft Choice: Round 6, 2024			
7. Aug. 29, 2022				
Tennessee Receives:	Player: OL Dennis Daley			
	Draft Choice: Round 7, 2024			
Carolina Receives:	Draft Choice: Round 5, 2024			

2021 TRADES

Trade Date/Teams	Compensation	Overall	Player Selected	Note
1. March 17, 2021				
Tennessee Receives:	Draft Choice: Round 7, 2021	#232	(DT Phil Hoskins)	Pick originally from Atlanta; traded to Carolina
Miami Receives:	Player: T Isaiah Wilson			
	Draft Choice: Round 7, 2022	#247	QB Skylar Thompson	
2. April 30, 2021 (Draft Day Trade)				
Tennessee Receives:	Draft Choice: Round 3, 2021	#92	ILB Monty Rice	
	Draft Choice: Round 4, 2021	#135	OLB Rashad Weaver	
Green Bay Receives:	Draft Choice: Round 3, 2021	#85	WR Amari Rodgers	
3. May 1, 2021 (Draft Day Trade)				
Tennessee Receives:	Draft Choice: Round 4, 2021	#109	WR Dez Fitzpatrick	Pick originally from Houston
Carolina Receives:	Draft Choice: Round 4, 2021	#126	RB Chuba Hubbard	
	Draft Choice: Round 5, 2021	#166	DB Keith Taylor	
	Draft Choice: Round 7, 2021	#232	DT Phil Hoskins	Pick originally from Atlanta through Miami

RECENT TITANS TRADE HISTORY

4. June 6, 2021

Tennessee Receives:	Player:	WR Julio Jones			
	Draft Choice:	Round 6, 2023	#186		
Atlanta Receives:	Draft Choice:	Round 2, 2022	#58	LB Troy Andersen	
	Draft Choice:	Round 4, 2023	#110		Conditional draft choice

2020 TRADES

Trade Date/Teams	Compensation	Overall	Player Selected	Note
1. March 19, 2020				
Tennessee Receives:	Draft Choice:	Round 7, 2020	#237	(CB Thakarius Keyes)
Denver Receives:	Player:	DT Jurrell Casey		Pick originally from New England; traded to Kansas City

2. April 25, 2020 (Draft Day Trade)

Tennessee Receives:	Draft Choice:	Round 6, 2021	#215	S Brady Breeze	
Kansas City Receives:	Draft Choice:	Round 7, 2020	#237	CB Thakarius Keyes	Pick originally from New England through Denver

3. Oct. 14, 2020

Tennessee Receives:	Draft Choice:	Round 6, 2021	#185	(LB Nick Niemann)	Pick traded to L.A. Chargers
Jacksonville Receives:	Draft Choice:	Round 7, 2021	#249	(WR Ben Skowronek)	Pick traded to L.A. Rams
	Player:	OLB Kamalei Correa			

4. Nov. 2, 2020

Tennessee Receives:	Player:	CB Desmond King II			
L.A. Chargers Receive:	Draft Choice:	Round 6, 2021	#185	LB Nick Niemann	Pick originally from Jacksonville

2019 TRADES

Trade Date/Teams	Compensation	Overall	Player Selected	Note	
1. March 15, 2019					
Tennessee Receives:	Player:	QB Ryan Tannehill			
	Draft Choice:	Round 6, 2019	#188	LB David Long Jr.	
Miami Receives:	Draft Choice:	Round 7, 2019	#233	RB Chandler Cox	
	Draft Choice:	Round 4, 2020	#135	(G Kevin Dotson)	Pick traded to Pittsburgh

2. April 27, 2019 (Draft Day Trade)

Tennessee Receives:	Draft Choice:	Round 4, 2019	#116	DB Amani Hooker	Pick originally from Miami through New Orleans
	Draft Choice:	Round 5, 2019	#168	OLB D'Andre Walker	Pick originally from New Orleans
N.Y. Jets Receive:	Draft Choice:	Round 4, 2019	#121	TE Trevon Wesco	
	Draft Choice:	Round 5, 2019	#157	LB Blake Cashman	

3. August 29, 2019

Tennessee Receives:	Player:	OLB Reggie Gilbert			
Green Bay Receives:	Draft Choice:	Round 6, 2020	#208	C Jake Hanson	

4. August 31, 2019

Tennessee Receives:	Draft Choice:	Round 7, 2020	#224	QB Cole McDonald	
Cleveland Receives:	Player:	WR Taywan Taylor			

2018 TRADES

Trade Date/Teams	Compensation	Overall	Player Selected	Note	
1. April 26, 2018 (Draft Day Trade)					
Tennessee Receives:	Draft Choice:	Round 1, 2018	#22	LB Rashaan Evans	Pick originally from Kansas City through Buffalo
	Draft Choice:	Round 6, 2018	#215	(C Bradley Bozeman)	Pick traded back to Baltimore
Baltimore Receives:	Draft Choice:	Round 1, 2018	#25	TE Hayden Hurst	
	Draft Choice:	Round 4, 2018	#125	(DB Avonte Maddox)	Pick traded to Philadelphia

2. April 27, 2018 (Draft Day Trade)

Tennessee Receives:	Draft Choice:	Round 2, 2018	#41	OLB Harold Landry III	
Oakland Receives:	Draft Choice:	Round 2, 2018	#57	DT P.J. Hall	
	Draft Choice:	Round 3, 2018	#89	(T Joseph Noteboom)	Pick traded to L.A. Rams

3. April 28, 2018 (Draft Day Trade)

Tennessee Receives:	Draft Choice:	Round 5, 2018	#152	DB Dane Cruikshank	
Baltimore Receives:	Draft Choice:	Round 5, 2018	#162	WR Jordan Lasley	
	Draft Choice:	Round 6, 2018	#215	C Bradley Bozeman	Pick originally from Baltimore

4. August 28, 2018

Tennessee Receives:	Player:	OLB Kamalei Correa			
Baltimore Receives:	Draft Choice:	Round 6, 2019	#191	(DB Marcus Epps)	Pick traded to Minnesota

HEAD COACH MIKE VRABEL

[Click For Complete Online Bio](#)

[The OTP: Exclusive Interview with Mike Vrabel](#)

[Video: Watch "The Mike Vrabel Show"](#)

[Video: Watch Mike Vrabel's latest press conference](#)

[Video: Introducing Mike Vrabel's Second and Seven Foundation](#)

[Mike Vrabel Named AP 2021 NFL Coach of the Year](#)

[Video: Igniting the Fire - Who is Mike Vrabel?](#)



Mike Vrabel was named head coach of the Titans on Jan. 20, 2018, becoming the 19th head coach in franchise history.

Vrabel, who enters 2023 as the NFL's ninth-longest tenured head coach with his current team, is the organization's fourth head coach to serve for at least five complete seasons, joining **Wally Lemm** (1966–1970), **Bum Phillips** (1975–1980) and **Jeff Fisher** (1994–2010). Measured against each member of the group in years one through five of their respective terms, Vrabel's 50 wins from 2018 to 2022 set a new benchmark, and his .575 winning percentage (50-37) ranked second behind only Phillips, who was 48-32 (.600) in his initial five years with the Oilers.

Vrabel finished the 2022 campaign ranked third in Titans/Oilers history in total career wins among head coaches. His 50 wins trailed only franchise Ring of Honor members Fisher (147) and Phillips (59).

With three playoff appearances in his first five years (2019, 2020 and 2021), Vrabel is the sixth head coach in Oilers/Titans history to coach at least three playoff teams. The others are Fisher (six), **Jack Pardee** (four), Phillips (three), **Jerry Glanville** (three) and Lemm (three). The Titans won back-to-back AFC South titles in 2020 and 2021, marking the first time the organization accomplished the feat since the Oilers won the first three AFL Eastern division titles from 1960 to 1962.

In each of Vrabel's first five seasons, the Titans had a minimum of a win-and-in scenario to reach the postseason entering the final week of the regular season. The two non-playoff seasons under his leadership came down to such circumstances in 2018 and 2022.

Situationally, Vrabel's teams have fared among the NFL leaders in several categories. From 2018 to 2022, the Titans had a .640 winning percentage in three-point games (16-9), which ranked second in the league

MIKE VRABEL AT A GLANCE

- Year as Titans head coach: **6**
- Year as NFL head coach: **6**
- Regular season record: **49-35**
- Postseason record: **2-3**
- Overall record: **51-38**
- Regular season home record: **26-16**
- Regular season road record: **23-19**
- vs. Browns: **1-1**
- At home vs. Browns: **0-1**
- On the road vs. Browns: **1-0**
- vs. Kevin Stefanski: **0-1**

Mike Vrabel's Career Coaching Ledger:

Years	Team	Position
2018-23	Tennessee Titans	Head Coach
2017	Houston Texans	Defensive Coordinator
2014-16	Houston Texans	Linebackers Coach
2012-13	Ohio State University	Defensive Line Coach
2011	Ohio State University	Linebackers Coach

Mike Vrabel's Career Playing Ledger:

Years	Team	Position
2009-10	Kansas City Chiefs	Linebacker
2001-08	New England Patriots	Linebacker
1997-00	Pittsburgh Steelers	Linebacker

behind only the Green Bay Packers (.658). In the same period, their .855 winning percentage (47-8) in regular season games in which they had a fourth-quarter lead tied for sixth in the NFL. Vrabel's team was 5-2 in overtime games from 2018 through 2022, tying the Kansas City Chiefs (5-0) for the second-most overtime wins behind the Las Vegas Raiders (7-3). On the road, the Titans were 28-18 (.561), tying for the league's sixth-best road record.

From 2018 to 2022, the Titans had the NFL's second-best rushing offense, averaging 139.9 yards per game on the ground. Only the Baltimore Ravens were better (170.8). The offense ranked first in the NFL in the red zone, scoring touchdowns on 66.8 percent of drives inside the opponent's 20-yard line (173 of 259), and the Titans also had the NFL's ninth-best team passer rating at 95.8.

On the other side of the ball, the Titans ranked fourth in rushing defense from 2018 to 2022, allowing 100.2 rushing yards per contest. Also in that five-year stretch, the Titans were seventh in scoring defense (21.8 opponent points per game).

During the 2022 season, the Titans led the NFL in total number players used for the second consecutive season. A total of 86 players took the field for at least one game, partly as a result of 31 players being placed on injured reserve from the time the roster was cut to 53 players through the end of the campaign. The Titans relied heavily upon their youth, as rookies combined for 145 games played (tied for third in the NFL) and 56 starts (sixth).

The 2022 Titans led the NFL in rushing defense for the first time as a team since 2003. They allowed only 1,307 total rushing yards for a league-best average of 76.9 yards per contest—the second-best finish in franchise history (73.4 in 1960). The Titans also ranked third in third-down defense in 2022, allowing a conversion rate of 34.2 percent (77 of 225).

Vrabel Honored as NFL's Top Coach in 2021

Vrabel was named the Associated Press NFL Coach of the Year in 2021 after directing the Titans to a 12-5 record during the regular season. The Titans won the AFC South, and they claimed the top seed in the AFC playoff field for the first time since 2008. They did so despite needing to use 91 total players during the season—the most in NFL history in a non-strike year. After the final preseason roster cuts through the end of the season, the team placed 26 different players on injured reserve and 21 different players on the reserve/COVID-19 list, plus additional practice squad players that received those designations.

The 2021 Titans ranked second in rushing defense (84.6 yards allowed per game), 12th in total defense (329.8), sixth on third down (36.7 percent), sixth in scoring defense (20.8 points per game) and ninth in sacks (43). Offensively, the Titans finished fifth in rushing (141.4 yards per game) despite missing **Derrick Henry** for nine games due to injury. The offense also ranked eighth on third down (43.6 percent), fifth in the red zone (63.9 percent) and first in goal-to-go efficiency (87.5 percent).

In 2021, Vrabel joined Pardee and Glanville as the only head coaches in team annals to preside over at least three playoff squads in their initial four seasons as head coach, and he tied Pardee (43-26) for the most total wins by a head coach in his first four seasons with the organization.

Titans Take the AFC South in Year 3 Under Vrabel

The Titans won the 2020 AFC South title with an 11-5 record in the regular season, claiming their best record and first division title since going 13-3 in 2008. They finished with a 5-1 record within the division and a 6-2 mark in road games, all while navigating the challenges of the COVID-19 pandemic.

The Titans led the NFL in 2020 with a plus-11 turnover differential. Their 23 takeaways ranked seventh in the NFL, while their 12 turnovers were the second-fewest in the league in 2020 and tied for the ninth-lowest number since the NFL went to a 16-game schedule in 1978.

In 2020, the Titans tied for second place in total offense (396.4 yards per game) and ranked fourth in scoring offense (30.7 points per game). They became the first team in NFL history to generate at least 2,500 rushing yards (2,690) and 3,500 net passing yards (3,653) while surrendering 25 or fewer sacks (25). Their 6,343 total yards and 381 first downs established franchise records, while their 491 points amounted to the organization's second-best total.

The 2020 Titans joined the 1997 Detroit Lions as the only teams in NFL history to feature a 2,000-yard rusher, a 3,000-yard passer and a 1,000-yard receiver. Henry led the NFL in rushing for the second consecutive season, and his 2,027 rushing yards gave him the fifth-best total in league history. Meanwhile, **Ryan Tannehill** passed for 3,819 yards, and his 106.5 passer rating was the fifth-best number in the NFL. **A.J. Brown** was named to the

TITANS 2023 COACHING STAFF

- Mike Vrabel **Head Coach**
- Craig Aukerman **Assistant Head Coach/Special Teams Coordinator**
- Brian Bell **Assistant Director of Sports Performance**
- Scott Booker **Safeties**
- Shane Bowen **Defensive Coordinator**
- Kylan Butler **Offensive Assistant**
- Ryan Crow **Outside Linebackers**
- Tony Dews **Tight Ends**
- Justin Hamilton **Defensive Quality Control**
- Chris Harris **Defensive Pass Game Coordinator/Cornerbacks**
- Jason Houghtaling **Offensive Line**
- Matt Jones **Offensive Line Assistant**
- Tim Kelly **Offensive Coordinator**
- Bobby King **Inside Linebackers**
- Zak Kuhr **Inside Linebackers Assistant**
- Anthony Levine **Special Teams Assistant**
- Lori Locust **Defensive Quality Control**
- Charles London **Pass Game Coordinator/Quarterbacks**
- Clinton McMillan **Defensive Line Assistant**
- Rob Moore **Wide Receivers**
- Pat O'Hara **Passing Game Analyst**
- Justin Outten **Run Game Coordinator/Running Backs**
- Frank Piraino **Director of Sports Performance**
- Tom Quinn **Special Teams Assistant**
- Haley Roberts **Sports Performance Assistant**
- Tyler Rouse **Sports Performance Assistant**
- Luke Stocker **Offensive Assistant**
- John Streicher **Director of Football Administration**
- Mike Sullivan **Assistant Offensive Line**
- Terrell Williams **Assistant Head Coach-Defense/Defensive Line**

Background as a Player and Coach

Vrabel arrived in Tennessee with 18 years of NFL experience, including four seasons as a coach and 14 seasons as a player. His distinguished playing career included three Super Bowl wins (2001, 2003 and 2004), one Pro Bowl selection (2007) and an All-Pro honor (2007). Vrabel played in 206 NFL games and totaled 57 sacks, 496 tackles, 11 interceptions, 20 forced fumbles, nine fumble recoveries and 10 touchdown receptions. Additionally, his teams advanced to the playoffs eight times (20 postseason games), with Vrabel recording eight postseason sacks and two postseason touchdown receptions.

Vrabel joined the Titans after four seasons with the Houston Texans, spending the first three seasons (2014-16) coaching linebackers and one year (2017) as the team's defensive coordinator. During his time in Houston, the Texans built one of the best defenses in the NFL and experienced tremendous success as a team – earning two division titles (2015, 2016).

Between 2014-16, the Texans defense ranked third in the NFL in yards allowed per game (319.9) and net passing yards (218.4). Houston also ranked first in third-down defense (33.6), fourth in opponent completion percentage (59.5) and sixth in points allowed per game (19.8). The 2016 defense ranked number one in the NFL, for the first time in franchise history, in yards allowed (301.3).

In 2017, his first year as a defensive coordinator, the Texans finished the campaign with 19 players on injured reserve. Despite the injuries, Vrabel led the defense to the fifth-best third-down percentage in the NFL and a franchise-record 3.97 yards per carry by opponents. Houston also had 18 different players record at least half a sack last year and 26 players tally at least one tackle for loss.

Vrabel spent his career playing and coaching with accomplished leaders, including **Bill Belichick**, **Bill Cowher**, **Romeo Crennel**, **Urban Meyer**, **Bill O'Brien** and **Todd Haley**.

As the Texans linebackers coach from 2014-16, Vrabel developed several players into top-notch performers, including **Jadeveon Clowney** (Pro Bowl, 2016), **Whitney Mercilus**, **Benardrick McKinney** (second-team All-Pro, 2016) and **Brian Cushing**. The 2015 Texans defense had the top third-down defense in the NFL (28.5 percent), which was the lowest percentage in franchise history and the lowest by any NFL team since the 2003 Titans (27.7 percent). The 2015 defense also set a franchise mark for sacks in a season with 45 - 22.5 coming from Vrabel's linebacking corps.

Prior to joining the NFL coaching ranks, Vrabel transitioned immediately from an NFL player to college coach. He started as the linebacker coach at Ohio State in 2011 and coached the defensive line from 2012–2013. The 2012 Buckeyes finished the season undefeated at 12-0. He also was named Big Ten Recruiter of the Year by ESPN.com in 2012.

Vrabel was selected by the Pittsburgh Steelers in the third round (91st overall) of the 1997 NFL Draft, after his playing career at Ohio State, where he earned All-America honors and Big Ten Conference Defensive Lineman of the Year in both 1995 and 1996.

A native of Akron, Ohio, Vrabel attended Walsh Jesuit High School. He and his wife, Jennifer, have two sons: Tyler and Carter.

MOST WINS IN FRANCHISE HISTORY

In 2022, **Mike Vrabel** passed **Jack Pardee** for the third-highest win total in franchise history among head coaches. He trails only **Jeff Fisher** (147) and **Bum Phillips** (59).

Vrabel is also the sixth head coach in Oilers/Titans history to coach at least three playoff teams. The others are Fisher (six), Pardee (four), Phillips (three), **Jerry Glanville** (three) and **Wally Lemm** (three).

Franchise leaders in career wins among head coaches (including playoffs):

Head Coach	Years	Won	Lost	Tied	Pct.	Playoff Seasons
1. Jeff Fisher	1994-2010	147	126	0	.538	6
2. O.A. "Bum" Phillips	1975-80	59	38	0	.608	3
3. Mike Vrabel	2018-23	51	38	0	.573	3
4. Jack Pardee	1990-94	44	35	0	.556	4
5. Wally Lemm	1961, 1966-70	38	40	4	.487	3
6. Jerry Glanville	1985-89	35	35	0	.500	3
7. Mike Munchak	2011-13	22	26	0	.458	0
8. Mike Mularkey	2015-17	21	22	0	.488	1
9. Frank "Pop" Ivy	1962-63	17	12	0	.586	1
10. Lou Rymkus	1960-61	12	7	1	.625	1

Records include postseason

Pro Bowl after recording his second consecutive 1,000-yard season (1,075) and tying for fifth place in the NFL with 11 touchdown catches.

Titans to AFC Championship Game in Vrabel's Second Season

In 2019, Vrabel became the first head coach in the organization's history to win multiple playoff games within his first two seasons. The Titans won a pair of road games—at New England in the wild card round and at Baltimore in the divisional round—to advance to the 2019 AFC championship game, falling at Kansas City to the eventual Super Bowl champion Chiefs.

The Titans began the 2019 campaign with two wins in their first six games but rallied to win seven of their final 10 games in the regular season. From the time the NFL went to its current playoff format in 1990 through 2019, 345 teams went 2-4 or worse in their first six games of a season. From that group, the Titans became only the third team to advance to a conference championship game, joining the 2002 Titans (2-4) and the 1996 Jacksonville Jaguars (2-4).

The 2019 Titans ranked in the NFL's top 10 in scoring margin (eighth, +71), turnover margin (sixth, +6), offensive yards per play (fourth, 6.12), rushing offense (third, 138.9 yards per game), red zone efficiency (first, 75.6 percent), total touchdowns (tied for third, 54) and third-down defense (eighth, 36.3 percent).

In his first season as head coach, Vrabel directed the Titans to a 9-7 record. His nine wins tied for the fourth-highest total in franchise history by a first-year head coach.

With only 82 penalties enforced against the Titans in 2018, Vrabel's team led the NFL and set a franchise record (16-game season) for fewest penalties in a season. The 2018 Titans also placed third in points allowed (18.9 per game), eighth in total defense (333.4 yards per game), sixth in passing defense (216.9), second in red zone defense (44.7 percent touchdown rate) and seventh in rushing offense (126.4) in the league rankings.

HEAD COACH CLASS OF 2018

When **Mike Vrabel** was hired in 2018, he joined six other head coaches who joined (or rejoined) their respective clubs in the same offseason: **Jon Gruden** (Oakland/Las Vegas Raiders), **Matt Nagy** (Chicago Bears), **Matt Patricia** (Detroit Lions), **Frank Reich** (Indianapolis Colts), **Pat Shurmur** (New York Giants) and **Steve Wilks** (Arizona Cardinals). Of those seven coaches, Vrabel was the only one still with his team at the conclusion of 2022 and had the most wins of the group. Vrabel's three playoff appearances also was the highest number among the coaches.

Most total wins from 2018 to 2022 by head coaches hired during the 2018 offseason (through 2022):

Coch	Team	Wins	Losses	Ties	Pct.	Playoff Appearances
1. Mike Vrabel	Tennessee	50	37	0	.575	3
2. Frank Reich	Indianapolis	38	30	0	.559	2
3. Matt Nagy	Chicago	34	33	0	.507	2
4. Jon Gruden	Las Vegas	22	31	0	.415	0
5. Matt Patricia	Detroit	13	29	1	.314	0
6. Pat Shurmur	N.Y. Giants	9	23	0	.281	0
7. Steve Wilks	Arizona	3	13	0	.188	0

MOST WINS IN FIRST FIVE SEASONS

Mike Vrabel won 50 games in his first five seasons after joining the Titans as head coach in 2018. In doing so, he surpassed **Bum Phillips** for the most total wins by a head coach in his first five seasons with the organization. In Philips' first five seasons as head coach from 1975 through 1979, the Oilers were 48-32, including playoffs.

Most total wins in Titans/Oilers history in a head coach's first five seasons, including playoffs*:

Coch	Seasons	Playoff Berths	W	L	T	Pct
		Season 1-5				
1. Mike Vrabel	2018-2022	3	50	37	0	.575
2. O.A. "Bum" Phillips	1975-1979	2	48	32	0	.600
3. Jeff Fisher	1995-1999*	1	47	37	0	.560
4. Jack Pardee	1990-1994*	4	44	35	0	.557
5. Jerry Glanville	1986-1989*	3	35	33	0	.515
6. Wally Lemm	1966-1970*	2	28	40	4	.417
7. Mike Munchak	2011-2013	0	22	26	0	.458
8. Mike Mularkey	2016-2017*	1	19	15	0	.559
9. Frank "Pop" Ivy	1962-1963	1	17	12	0	.586
10. Lou Rymkus	1960-1961	1	12	7	1	.625

* Does not include interim seasons

Note: Glanville, Munchak, Mularkey, Ivy and Rymkus coached fewer than five seasons

TITANS/OILERS HEAD COACH HISTORY

Head Coach	Years	Won	Lost	Tied	Pct.
Mike Vrabel	2018-23	51	38	0	.573
Mike Mularkey	2015-17	21	22	0	.488
Ken Whisenhunt	2014-15	3	20	0	.130
Mike Munchak	2011-13	22	26	0	.458
Jeff Fisher	1994-2010	147	126	0	.538
Jack Pardee	1990-94	44	35	0	.556
Jerry Glanville	1985-89	35	35	0	.500
Hugh Campbell	1984-85	8	22	0	.266
Chuck Studley	1983	2	8	0	.200
Ed Biles	1981-83	8	23	0	.258
O.A. "Bum" Phillips	1975-80	59	38	0	.608
Sid Gillman	1973-74	8	15	0	.347
Bill Peterson	1972-73	1	18	0	.052
Ed Hughes	1971	4	9	1	.321
Wally Lemm	1961, 1966-70	38	40	4	.487
Hugh "Bones" Taylor	1965	4	10	0	.285
Sammy Baugh	1964	4	10	0	.285
Frank "Pop" Ivy	1962-63	17	12	0	.586
Lou Rymkus	1960-61	12	7	1	.625

Records include postseason

VRABEL'S RECORD VS. THE NFL

Mike Vrabel's record by opponent since becoming Titans head coach in 2018:

Opponent	Regular Season			Playoffs	
	W	L	T	W	L
Arizona	0	1	0		
Atlanta	1	0	0		
Baltimore	1	1	0	1	1
Buffalo	2	3	0		
Carolina	0	1	0		
Chicago	1	0	0		
Cincinnati	0	2	0	0	1
Cleveland	1	1	0		
Dallas	1	1	0		
Denver	2	1	0		
Detroit	1	0	0		
Green Bay	1	1	0		
Houston	6	4	0		
Indianapolis	6	4	0		
Jacksonville	7	3	0		
Kansas City	2	1	0	0	1
L.A. Chargers	2	2	0		
L.A. Rams	1	0	0		
Las Vegas	2	0	0		
Miami	1	1	0		
Minnesota	1	0	0		
N.Y. Giants	1	1	0		
N.Y. Jets	1	1	0		
New England	1	1	0	1	0
New Orleans	1	2	0		
Philadelphia	1	1	0		
Pittsburgh	0	2	0		
San Francisco	1	0	0		
Seattle	1	0	0		
Tampa Bay	1	0	0		
Washington	2	0	0		



TITANS 2023 ASSISTANT COACHES

SHANE BOWEN DEFENSIVE COORDINATOR

[Click For Complete Online Bio](#)


- Bowen was promoted to defensive coordinator in 2021 after spending his first three seasons with the Titans as outside linebackers coach.
- In 2022, the Titans led the NFL in rushing defense for the first time since 2003, surrendering a league-best average of 76.9 yards per contest for the second-best finish in franchise history (73.4 in 1960). The Titans also ranked third in third-down defense in 2022, allowing a conversion rate of 34.2 percent (77 of 225). The 28 total starters used on defense was the second-highest total in the NFL, and the 40 total players used on defense led the league.
- In 2021, the Titans ranked second in rushing defense (84.6), 12th in total defense (329.8 per game), sixth on third down (36.7 percent) and sixth in scoring defense (20.8 points per game). They tied for ninth in sacks (43), while outside linebacker Harold Landry III (12 sacks) and defensive linemen Denico Autry (nine sacks) and Jeffery Simmons (8.5) made the Titans the only NFL team in 2021 to have three players with at least eight sacks. Landry, Simmons and safety Kevin Byard were all named to the Pro Bowl, with Byard adding first-team All-Pro honors.
- In 2020, he added defensive play-caller to his responsibilities as outside linebackers coach. The Titans defense ranked seventh in the NFL with 23 takeaways, which tied for the most by a Titans defense since 2013 (25). The Titans also tallied 15 interceptions, which ranked seventh in the NFL and the most by the Titans since 2012 (19).
- Bowen joined the Titans in 2018 after spending two seasons (2016-17) as a defensive assistant for the Houston Texans. He arrived with nine years of coaching experience.
- In 2016, Bowen was part of a Texans staff that produced the NFL's number one defense (yards allowed) for the first time in franchise history. In 2017, the defense ranked fifth in third-down defense and set a franchise record for yards per carry by opponents (3.97).
- He also served at Kennesaw State as linebackers coach (2013-15), at Ohio State as a defensive graduate assistant (2012). He began his coaching career as an assistant at Georgia Tech (2009-11).
- A native of Pickerington, Ohio, Bowen was a three-year letter winner at Georgia Tech as an outside linebacker.



CRAIG AUKERMAN ASSISTANT HEAD COACH/SPECIAL TEAMS COORDINATOR

[Click For Complete Online Bio](#)

- Aukerman was promoted to special teams coach in 2018. He joined the Titans in January 2017 as the assistant special teams coach.
- In 2022, Aukerman helped rookie punter Ryan Stonehouse lead the league and set a new NFL record with a 53.1-yard gross punting average. Stonehouse also finished fourth in the NFL and set a rookie record with a 44.0-yard net average. Kicker Randy Bullock made 17 of 20 field goals (85.0 percent) and made all 28 extra point attempts. Additionally, long snapper Morgan Cox was named to the Pro Bowl.
- In 2021, kicker Bullock finished ninth in franchise history with 120 points in a single season, while Brett Kern had the league's third-best ratio of punts inside the 20 to touchbacks (18:1). Chester Rogers ranked fifth in the NFL with a 9.8-yard punt return average, the best by a Titans player since 2012 (13.2 by Darius Reynaud). The kickoff coverage unit ranked eighth in the league (20.3-yard average).
- In 2020, Kern's 59.5 percent (22 of 37) of punts placed inside the 20 was the best of any player with at least 30 punts in a season since 1991.
- In 2019, the Titans finished fourth in the NFL in net punting and tied for the NFL lead with four total blocked kicks. Kern was named to his third consecutive Pro Bowl.
- The 2018 Titans set the NFL kickoff return average record (32.0).
- Prior to his arrival in Tennessee, he gained 17 years of coaching experience, including 10 seasons on the college level and seven years in the NFL.
- He spent four seasons (2013-16) with the San Diego Chargers working with their special teams, first as an assistant special teams coach (2013-15) and then as the special teams coordinator (2016).
- He also spent time in the NFL on the coaching staffs with the Jacksonville Jaguars (2011-12) and Denver Broncos (2010).
- In the college ranks, he coached at Findlay (2000), Miami (Ohio) (2001-02, 2005-08), Western Kentucky (2003-04), and Kent State (2009).
- Aukerman was a two-time NAIA All-American at the University of Findlay (Ohio), where he played defensive back and wide receiver from 1995-98.



TIM KELLY OFFENSIVE COORDINATOR

[Click For Complete Online Bio](#)


- Kelly was promoted to offensive coordinator in 2023 after initially joining the Titans in 2022 as passing game coordinator. Prior to joining the Titans, he spent three seasons as the offensive coordinator for the Houston Texans.
- Kelly arrived in Tennessee with eight years of NFL experience, all with the Texans. He initially joined the Texans as an offensive quality control coach in 2014 and then was named offensive quality control/assistant offensive line coach in 2016. He was promoted to tight ends coach in 2017 and then elevated to offensive coordinator in 2019.
- In 2021, he guided quarterback Davis Mills to the second-best passer rating (88.8) among all rookie quarterbacks.
- In 2020, he directed an offense that ranked fourth in passing yards and 13th overall. Quarterback Deshaun Watson led the NFL with a career-best 4,823 passing yards, while also setting career marks in passing touchdowns (33), passer rating (112.7) and lowest interception total (seven).
- In 2019, his first season as offensive coordinator, Kelly's offense featured a 3,500-yard passer (Watson), a 1,000-yard receiver (DeAndre Hopkins) and a 1,000-yard rusher (Carlos Hyde).
- Kelly also has six years of college coaching experience with stops at Penn State (2012-13), Ball State (2011), Minnesota State-Moorhead (2010) and Illinois Wesleyan (2008-09).
- As a college player, Kelly played 48 games at defensive tackle and served as a team captain for Eastern Illinois.



BRIAN BELL ASSISTANT DIRECTOR OF SPORTS PERFORMANCE

[Click For Complete Online Bio](#)

- Bell joined the Titans in 2018 after spending three seasons with the Houston Texans as assistant strength and conditioning coach. He was a member of back-to-back AFC South Division Championships in his first two campaigns in Houston.
- Bell was an assistant strength and conditioning coach at Penn State from 2012-13 and the head football strength and conditioning coach at his high school alma mater, DeMatha Catholic, in Hyattsville, Md., from 2011-12.
- Bell was a tight end and fullback at Kent State from 2002-06. In 2007, Bell signed with the Washington Commanders as an undrafted free agent and served on the team's practice squad.



SCOTT BOOKER SAFETIES

[Click For Complete Online Bio](#)

- Booker joined the Titans in 2018 after spending 15 seasons in the college coaching ranks. After two seasons as a defensive assistant, he was promoted to safeties coach in 2020.
- In 2022, Booker helped Kevin Byard lead the Titans with four interceptions and 106 tackles. It was Byard's second consecutive season in which he led the squad in interceptions, and it was his third straight campaign (2020-22) leading the defense in tackles—all under Booker's tutelage. Safety Andrew Adams, who did not join the team until Week 3, recorded 11 starts, registered a career-high 60 tackles, and added an interception for a touchdown.



TITANS 2023 ASSISTANT COACHES

- In 2021, Booker helped Byard earn first-team All-Pro and Pro Bowl honors. Byard became the franchise's first player to lead the team in tackles (88) and interceptions (five) in the same season since the team began tracking individual tackle statistics in 1974. Byard's 13 passes defended led all NFL safeties. Meanwhile, Amani Hooker was a full-time starter for the first time in his career and totaled a career-best 62 tackles.
- In 2020, the Titans defense ranked seventh in the NFL with 15 interceptions, which was most by the Titans since 2012. Byard led the defense and set a career high with 111 tackles.
- He spent the 2017 season as the safeties coach/special teams coordinator at Nebraska.
- Previously, Booker spent seven years (2010-16) at Notre Dame, as a tight ends/special teams coordinator (2012-16) and offensive intern (2010-11). He coached the secondary at Western Kentucky for one season (2009).
- Booker began his coaching career at his alma mater Kent State as a graduate assistant (2003-04) and secondary coach (2005-08).
- The Pittsburgh, Pa., native played collegiately at Kent State.

KYLAN BUTLER OFFENSIVE ASSISTANT

[Click For Complete Online Bio](#)

- Butler joined the Titans for 2021 as part of the The NFL Bill Walsh Diversity Coaching Fellowship after seven years coaching at the collegiate level.
- Before arriving in Tennessee, he spent two seasons coaching wide receivers at Morehead State University. He also served as co-special teams coordinator in 2019 and was promoted to associate head coach for 2020-21. After the fall 2020 season was postponed due to the COVID-19 pandemic, Butler helped coach the team in its games during the spring of 2021.
- He spent two years at Glenville (W.Va.) State College, first as running backs coach in 2017 and then as offensive coordinator/wide receivers coach in 2018.
- Butler began his coaching career in 2014 at his alma mater, the University of Arizona, and spent three total seasons as an offensive graduate assistant.
- A native of Antioch, Calif., he appeared in 35 career games as a running back and on special teams for the Arizona Wildcats.



RYAN CROW OUTSIDE LINEBACKERS

[Click For Complete Online Bio](#)

- Crow was promoted to outside linebackers coach in 2021 after initially joining the Titans in 2018. He arrived with seven previous seasons of coaching experience in the college ranks.
- In 2022, Crow worked with versatile defender Denico Autry, who led the defense with eight sacks and a career-high 45 quarterback pressures despite being limited to 12 games. Autry, Rashad Weaver (5.5) and Bud Dupree (four) combined for 17.5 of the defense's 39 sacks.
- In 2021, Titans outside linebackers accounted for 19 total sacks, including 12 sacks by Harold Landry III, who led the team, set a career high and ranked 10th in the NFL. Landry was named to his first career Pro Bowl.
- After serving as a defensive assistant for his first two seasons with the Titans, his title was changed to assistant special teams coach in 2020.
- Crow served as a graduate assistant at Ohio State (2017) and worked primarily with linebackers.
- Crow spent three seasons at Baldwin Wallace University as offensive coordinator/offensive line coach (2015-16) and offensive line coach (2014). He also spent three seasons at Purdue as a graduate assistant working with the offensive line (2012-13) and one season as assistant strength coach (2011).
- A native of Findlay, Ohio, Crow played linebacker at Bowling Green and earned a scholarship after initially walking on.



TONY DEWS TIGHT ENDS

[Click For Complete Online Bio](#)


- Dewes joined the Titans in 2018 with 20 previous years of coaching in the college ranks. He spent his first five years with the club as running backs coach before moving to tight ends coach in 2023.
- With Dewes as his position coach from 2018 to 2022, Derrick Henry led the NFL with 7,101 rushing yards and 55 rushing touchdowns. During that time, Henry led the NFL in rushing two times (2019 and 2020) and was selected to three Pro Bowls.
- In 2022, Henry was named to the Pro Bowl after finishing the season with 1,538 yards and 13 touchdowns. He finished second in the NFL in rushing yards behind Las Vegas Raiders tailback Josh Jacobs (1,653). With a career-high 398 receiving yards, Henry's 1,936 scrimmage yards ranked fifth in franchise history and was the second-best number of his career (2,141 in 2020).
- In 2021, the Titans were fifth in rushing offense, averaging 141.4 rushing yards per game. Henry ranked ninth in the NFL with 937 rushing yards despite missing nine games. With Henry out, D'Onta Foreman (566 rushing yards) and Dontrell Hilliard (350) each set career highs in rushing yards.
- In 2020, the Titans had the NFL's second-ranked rushing offense (168.1 yards per game). Henry led the NFL in rushing for the second consecutive season and produced the eighth 2,000-yard rushing season in league history. Henry's 2,027 rushing yards ranked fifth in NFL history.
- In 2019, the Titans finished third in the NFL in rushing offense with Henry leading the league with 1,540 rushing yards.
- In 2018, the Titans finished with the NFL's seventh-ranked rushing offense, as Henry ranked second in the AFC with 1,059 rushing yards.
- Prior to his arrival in Tennessee, Dewes coached running backs at West Virginia in 2017.
- Dewes had stints coaching wide receivers at Arizona (2012-16), tight ends at Pittsburgh (2011), wide receivers at Michigan (2008-10), wide receivers at West Virginia (2007), linebackers at UNLV (2006), special teams (2005) and tackles/tight ends (2004) at Central Michigan, defensive line at Holy Cross (2002), offensive line at California (Pa.) and defensive line at Millersville (1998). He was a graduate assistant at West Virginia from 1999-2001.
- A native of Clifton, Va., Dewes played tight end at Liberty University, where he was the team's leading receiver in both of his final two seasons.



JUSTIN HAMILTON DEFENSIVE QUALITY CONTROL

[Click For Complete Online Bio](#)

- Hamilton joined the Titans in 2023 after 11 seasons coaching in the college ranks.
- He was the defensive coordinator at Virginia Tech from 2020 to 2021. He initially joined the Hokies in 2018 as director of player development-defense and was then promoted to safeties coach in 2019.
- Prior to his time in Blacksburg, he coached four seasons at VMI, first as outside linebackers/co-special teams coach (2014-16) and one season (2017) as inside linebackers/co-special teams coach. He started his coaching career at Virginia-Wise for three seasons (2011-13).
- Hamilton played 12 games in the NFL with Cleveland (10 games in 2006) and Washington (two games in 2008), after being a seventh-round selection by the Browns in the 2006 NFL Draft.
- As a college player at Virginia Tech (2002-05), Hamilton played in 52 career games as a defensive back, running back and wide receiver.




TITANS 2023 ASSISTANT COACHES

CHRIS HARRIS

DEFENSIVE PASS GAME COORDINATOR/ CORNERBACKS

[Click For Complete Online Bio](#)

- Harris was hired in 2023 as defensive pass game coordinator/cornerbacks coach.
- He arrived in Tennessee with nine previous seasons in the NFL as a coach in addition to eight NFL seasons as a player.
- From 2020 to 2022, he was the defensive backs coach for the Washington Commanders.
- From 2020-22, the Commanders defense ranked eighth in the NFL in passing yards allowed (213.1 yards per game) and fourth in total yards allowed (323.4 yards per game).
- The Commanders ended the 2022 season in the top 10 in a number of categories, including total defense (third), passing yards allowed (fourth), points allowed (seventh), third-down defense (first) and red-zone defense (eighth).
- Prior to his time in Washington, Harris spent four seasons (2016-19) with the Los Angeles Chargers as assistant defensive backs coach.
- He began his coaching career as a defensive quality control coach for the Chicago Bears from 2013 to 2014.
- Harris played eight seasons at safety with Chicago (2005-06, 2010-11), Carolina (2007-08), Detroit (2011) and Jacksonville (2012). He earned Associated Press second-team All-Pro honors in 2010 with the Bears. His career totals included 16 interceptions in 101 games (88 starts).
- Harris was selected by the Bears in the sixth round of the 2005 NFL Draft following his collegiate playing career at Louisiana-Monroe.




JASON HOUGHTALING

OFFENSIVE LINE

[Click For Complete Online Bio](#)

- Houghtaling (pronounced "HO-tail-ing") was promoted to offensive line coach in 2023. He initially joined the Titans in 2021 as offensive line assistant.
- In 2022, the Titans used six different starting offensive line combinations. Three members of the line recorded career highs in starts: Aaron Brewer (17), Dennis Daley (15) and rookie Nicholas Petit-Frere (16). Petit-Frere became the fourth offensive lineman in the franchise's "Titans era" (1999–present) to start at least 16 games as a rookie, and center Ben Jones was named to his first Pro Bowl. The line helped Derrick Henry finish second in the NFL with 1,538 rushing yards.
- In 2021, injuries forced the Titans to use seven different starting offensive line combinations, including five different starters at left tackle. However, the offense managed to finish fifth in rushing, averaging 141.4 rushing yards per game. Left guard Rodger Saffold III was named to his first career Pro Bowl.
- Prior to arriving in Tennessee, he spent 2020 as the offensive line coach at Colgate.
- Houghtaling spent 12 total seasons over three stints at Wagner College (2006-09, 2011-12, 2014-19), including serving as head coach for the Seahawks from 2015 to 2019.
- He also served as head coach at Hudson Valley Community College in 2010 and as the offensive coordinator at Cornell in 2013.
- A native of Windsor, N.Y., he attended Lafayette College and played defensive line before injuries ended his career. He graduated from the University of Binghamton.




MATT JONES

OFFENSIVE LINE ASSISTANT

[Click For Complete Online Bio](#)

- Jones joined the Titans in 2023 after spending four seasons (2019-22) at the University of Tennessee-Martin, as the team's run game coordinator and tight end/offensive tackle coach.
- He helped the UT-Martin Skyhawks to back-to-back Ohio Valley Conference titles in 2021 and 2022.
- Prior to joining UT-Martin, Jones had stops as an offensive line coach at Texas Southern (2017-18), Jackson State (2016), Tulane (2014-15), Villanova (tight ends, 2013), Avila University (2011-12) and the University of Saint Francis (Illinois) (2009-10).
- A native of Chicago, Ill., Jones attended Eastern Illinois University.



BOBBY KING

INSIDE LINEBACKERS

[Click For Complete Online Bio](#)

- King joined the Titans in 2022 after spending the previous five seasons with the Houston Texans.
- In 2022, five different players started multiple games at inside linebacker: Zach Cunningham, David Long Jr., Dylan Cole, Monty Rice and Jack Gibbens. Long set career highs with 12 starts and 86 tackles, while Cole established career bests with eight starts and 51 tackles. The unit helped the Titans finish first in the NFL in rushing defense (76.9 opponent rushing yards per game).
- King arrived in Tennessee with 12 years of NFL coaching experience, including eight total seasons with the Houston Texans (2017-21, 2011-13). He coached the defensive line in 2021 after leading the inside linebackers from 2017 to 2020.
- In 2020, linebacker Zach Cunningham led the NFL with a career-high 163 tackles on the season.
- In 2018, linebacker Benardrick McKinney earned Pro Bowl honors after posting 105 stops, seven passes defensed, five tackles for loss, 1.5 sacks, a forced fumble and an interception. The Texans 2018 defense led the league in opponent average rushing yards per carry (3.44) and ranked third in rushing yards allowed (1,323).
- Before returning to the Texans in 2017, King spent three seasons (2014-16) with the San Diego Chargers as assistant linebackers coach. His first stint in Houston was as assistant linebackers coach (2012-13) and defensive assistant (2011). He entered the NFL as defensive quality control/assistant linebackers coach for Dallas in 2010.
- King spent seven seasons in the college game with stops at West Texas A&M (2008-09, 2005), Baylor (2006-07) and his alma mater, Texas–El Paso (2002-03), where he previously was a two-year starter on the defensive line.




ZAK KUHR

INSIDE LINEBACKERS ASSISTANT

[Click For Complete Online Bio](#)

- Kuhr joined the Titans in 2020 after a season as offensive analyst at the University of Texas in 2019.
- In 2022, five different players started multiple games at inside linebacker: Zach Cunningham, David Long Jr., Dylan Cole, Monty Rice and Jack Gibbens. Long set career highs with 12 starts and 86 tackles, while Cole established career bests with eight starts and 51 tackles. The unit helped the Titans finish first in the NFL in rushing defense (76.9 opponent rushing yards per game).
- In 2021, the rotation at inside linebacker included Rashaan Evans, Jayon Brown, David Long Jr. and Zach Cunningham. The quartet accounted for 212 total tackles and five interceptions, including Long's career highs of 75 tackles and two interceptions.
- He spent two seasons at Texas State. In addition to coaching running backs for the Bobcats from 2017-18, he was the co-offensive coordinator in 2017 and the offensive coordinator/assistant head coach in 2018.
- He coached running backs at Rutgers in 2016.



TITANS 2023 ASSISTANT COACHES

- Following the 2013 season as a graduate assistant at Old Dominion, he spent two years at James Madison, where he coached running backs in 2014 and added co-offensive coordinator to his title in 2015.
- He interned under Urban Meyer at Ohio State from 2011 to 2012 after a two-year stint as a special teams coordinator at Edward Waters College.
- A native of Jacksonville, Fla., he attended the University of Florida.

ANTHONY LEVINE SPECIAL TEAMS ASSISTANT

[Click For Complete Online Bio](#)

- Levine joined the Titans in 2023 after spending the 2022 campaign working in coaching and scouting for the Baltimore Ravens.
- He spent 10 years playing for the Ravens (2012-21), gaining notoriety as one of the league's top performers on special teams.
- He originally entered the NFL in 2010 as an undrafted rookie with the Green Bay Packers and spent two campaigns on Green Bay's practice squad.
- During his playing career, he appeared in 146 games and recorded 62 special teams stops, one forced fumble and one fumble recovery. As a defensive back/linebacker, he additionally tallied five starts, 149 tackles and two interceptions.
- In Baltimore, he earned the nickname "Co-Cap" for his status as special teams captain.
- A native of Abbeville, La., Levine was a defensive back for four seasons at Tennessee State University (2006-09).



LORI LOCUST DEFENSIVE QUALITY CONTROL

[Click For Complete Online Bio](#)

- Locust joined the Titans in 2023 after four seasons (2019-22) as the assistant defensive line coach for the Tampa Bay Buccaneers.
- During her four-year tenure in Tampa Bay, the Buccaneers led the NFL in rushing defense, allowing only 92.3 yards per game. Additionally, the team ranked fifth in sacks (187), third in tackles for loss (348), first in quarterback hits (452) and fifth in takeaways (102). Nose tackle Vita Vea earned his first Pro Bowl selection (2021), while totaling 15 sacks between 2019 and 2022, a total that led all nose tackles. Locust joined fellow Buccaneers assistant Maral Javadifar in becoming the first woman on an NFL coaching staff to win a Super Bowl (LV).
- Prior to joining Tampa Bay, Locust served as the assistant defensive line coach for the Birmingham Iron of the Alliance of American Football and served as a coaching intern with the Baltimore Ravens during their 2018 training camp.
- Locust also spent time coaching with the Lehigh Valley Steelhawks (National Arena League), Central Penn Capitals (NAL), the York Capitals (American Indoor Football), the Central Penn Piranha (semi-professional) and her high school alma mater, Susquehanna Township (Harrisburg, Pa.) High School.
- She attended Temple University and also played football (2004-08) for the Central Penn Vipers in the Independent Women's Football League.



CHARLES LONDON PASS GAME COORDINATOR/ QUARTERBACKS

[Click For Complete Online Bio](#)

- London re-joined the Titans in 2023 after spending the 2021 and 2022 seasons with the Atlanta Falcons as quarterbacks coach. He previously served on the Titans staff in 2011.
- In 2022, he worked with Falcons rookie quarterback Desmond Ridder, who started the final four games of the season and posted a quarterback rating of 86.4 with each game seeing a higher rating than the previous game. As an offense, the Falcons ranked 10th on third down and 14th in the red zone.
- Prior to joining the Falcons, London spent three seasons (2018-20) with the Chicago Bears as running backs coach. During his time with




- the Bears, he worked with a trio of running backs who reached 1,000 scrimmage yards in at least one season – Jordan Howard (2018), Tarik Cohen (2018) and David Montgomery (2019 and 2020). Cohen and Montgomery posted career-high rushing totals under his tutelage.
- London spent four seasons with the Houston Texans (2014-17) as running backs coach after two seasons at Penn State (2012-13) as running backs coach/recruiting coordinator.
- He entered the coaching profession as a graduate assistant (2004-05) and then running backs coach (2006) at his alma mater, Duke, followed by a stint as offensive quality control coach in Chicago (2007-09), a season as a pro scout in Philadelphia (2010) and one season with the Titans as offensive assistant/quality control coach (2011).

CLINTON McMILLAN DEFENSIVE LINE ASSISTANT

[Click For Complete Online Bio](#)

- McMillan initially joined the Titans in 2021 as part of the NFL's Bill Walsh Coaching Fellowship.
- Working with the defensive line in 2022, he helped the Titans finish first in the NFL in rushing defense (76.9 opponent rushing yards per game). Defensive tackle Jeffery Simmons was named to the Pro Bowl after posting 7.5 sacks, while nose tackle Teair Tart recorded a career-high 16 starts. Defensive end DeMarcus Walker established career highs in several categories, including 32 tackles and seven sacks.
- In 2021, McMillan primarily worked with the Titans outside linebackers. The group accounted for 19 total sacks, including 12 sacks by Harold Landry III, who led the team, set a career high and ranked 10th in the NFL. Landry was named to his first career Pro Bowl.
- McMillan was a senior analyst at Florida State from 2020 until joining the Titans in 2021.
- McMillan was defensive line coach at the University of Tennessee at Martin from 2017-19 and also held the titles of defensive run game coordinator and co-special teams coordinator in his time with the Skyhawks. He coached four all-conference performers during his tenure and in 2019 helped UTM lead the conference with 25 sacks.
- He began his coaching career at Sanford Seminole High School and Winter Park High School before stints at Weber State (2012-14), Marshall (2014-16) and Ohio Dominican (2017).
- McMillan played four years at defensive tackle for the University of Florida, appearing in 48 games and helping the Gators win the 2006 national championship.



ROB MOORE WIDE RECEIVERS

[Click For Complete Online Bio](#)

- Moore joined the Titans in 2018 with 16 years of NFL experience as a player and coach.
- In 2022, rookie wide receiver Treyton Burks ranked ninth among NFL rookies with 444 receiving yards on 33 catches. Nick Westbrook-Ikhine recorded a career-high 13 starts, while Robert Woods came back from a knee injury to lead the team with 53 catches and 527 yards in his first season in Tennessee.
- In 2021, A.J. Brown posted a team-best 63 receptions, 869 receiving yards and five touchdown catches, becoming the first player in franchise annals to begin his career with at least 50 receptions and five touchdown receptions in three consecutive seasons. Nick Westbrook-Ikhine set career highs with 38 receptions, 476 receiving yards and four touchdown catches, helping to make up for significant time lost in 2021 by the receiving corps due to injuries. Brown, Julio Jones, Marcus Johnson, Cameron Batson and Racey McMath all had at least one stint on injured reserve.
- In 2020, Brown was selected to the Pro Bowl in his second year after posting 70 receptions for 1,075 yards and 11 touchdowns. Corey Davis set career highs with 984 receiving yards and five touchdowns and tied his career high with 65 catches.
- In 2019, Brown led the 2019 NFL rookie class in receiving yards (1,051), tied for the rookie lead in touchdown receptions (eight), ranked fifth among rookies in receptions (52) and ranked second among all NFL players in receiving average (20.2).



TITANS 2023 ASSISTANT COACHES

- In 2018, Davis, led the offense in his second season with 65 receptions, 891 receiving yards and four touchdowns, seeing dramatic increases from his rookie campaign.
- Moore spent three seasons (2015-17) as the wide receivers coach for the Oakland Raiders and one year (2014) with the Buffalo Bills.
- During his three years in Oakland, he worked with Amari Cooper and Michael Crabtree, who totaled 435 receptions, 5,556 receiving yards and 43 touchdowns in that time.
- During his one year in Buffalo, he worked with Sammy Watkins, who set franchise records for a rookie with 65 receptions for 982 yards.
- Moore also spent time coaching at Syracuse (2010-13), Phoenix (Ariz.) Junior College (2009) and Montclair (N.J.) High School (2002-03).
- A native of Hempstead, N.Y., Moore had a 12-year NFL career playing for the New York Jets (1990-94) and Arizona Cardinals (1995-2001).

PAT O'HARA

PASSING GAME ANALYST

[Click For Complete Online Bio](#)

- O'Hara became the passing game analyst in 2023 after serving as quarterbacks coach from 2018 through 2022.
- He arrived in Tennessee in 2018 after spending three seasons (2015-17) with the Houston Texans as an offensive assistant who helped coach quarterbacks. He arrived in Tennessee with 19 previous seasons of coaching experience.
- During his time as Titans quarterbacks coach, O'Hara helped Ryan Tannehill become the franchise career leader in passer rating (100.5 through 2022) and completion percentage (66.9) and rank sixth in passing yards (12,831) and fifth in passing touchdowns (89). From the time of Tannehill's first start in a Titans uniform (Oct. 20, 2019) through the conclusion of 2022, Tannehill's 100.7 passer rating ranked fourth in the NFL behind only Aaron Rodgers (106.0), Patrick Mahomes (103.3) and Jimmy Garoppolo (100.8).
- In 2021, Tannehill placed third on the franchise's single-season passing charts in attempts (531), completions (357) and completion percentage (67.2), and he ranked fourth with 3,734 passing yards.
- In 2020, Tannehill ranked fifth in the NFL with a 106.5 passer rating, which was second in franchise history behind Tannehill's own 2019 record of 117.5. Tannehill produced top-five numbers on several other franchise single-season lists in 2020, including 40 total touchdowns (first), 3,819 passing yards (third), 33 touchdown passes (tied for second), 65.5 completion percentage (fourth) and 7.9 yards per attempt (tied for fifth).
- In 2019, Tannehill led the NFL in passer rating (117.5—fourth in NFL history) and passing average (9.6). Tannehill set franchise records in both categories in addition to the team's completion percentage benchmark (70.3).
- In 2018, quarterback Marcus Mariota set a then-franchise record with a 68.9 completion percentage. He also finished with a career-best average of 7.64 yards per attempt and a career-low eight interceptions.
- O'Hara spent 10 years coaching in the Arena Football League, including stints as a head coach for the Los Angeles Avengers (2009), Tri-Cities Fever (AF2, 2009), Orlando Predators (2010-11) and New Orleans Voo-Doo (2012-14).
- He was an offensive coordinator for the AFL's Tampa Bay Storm for three seasons (2005, 2007-08).
- A native of Santa Monica, Calif., O'Hara was a 10th round selection for the Tampa Bay Buccaneers in the 1991 NFL Draft.



JUSTIN OUTTEN

RUN GAME COORDINATOR/ RUNNING BACKS

[Click For Complete Online Bio](#)

- Outten (pronounced "OW-ten") joined the Titans coaching staff in 2023 after one season as the offensive coordinator for the Denver Broncos.
- Outten arrived in Tennessee with 17 years of coaching experience, including seven seasons in the NFL.
- In 2022, the Broncos tied for fifth place in the NFL in completions of 25-plus yards, trailing only Kansas City (49), Philadelphia (38), Miami (37)



and New England (36). Outten, who called plays for the Broncos in the last two games of the season, helped the offense post 471 total yards of offense in Week 18, which was the most by the team in a single game since Jan. 3, 2016.

- Outten coached tight ends with the Green Bay Packers from 2019 through 2021, during which time the unit collectively tallied 60-plus catches and 700-plus receiving yards in each of his three seasons. During his tenure in Green Bay, six different tight ends registered at least one touchdown reception, which tied for the second-most in the NFL during that span.
- In 2020, Outten coached tight end Robert Tonyan, who recorded 52 receptions for 586 yards (11.3 avg.). Tonyan totaled 11 touchdown receptions to set the single-season franchise mark for the position and tie All-Pro Travis Kelce for the league lead among tight ends.
- Outten joined the Atlanta Falcons in 2016 as an offensive intern and then as an offensive assistant in 2017 and 2018, helping to coach the offensive line.
- In addition to his time in the NFL, Outten spent eight seasons (2008-15) coaching at Westfield High School in Houston after beginning his coaching career at his alma mater, Syracuse University (2007).
- The Doylestown, Pa., native was a three-year letterwinner at Syracuse, and over his final two seasons as a player (2005-06), he appeared in all 23 games (22 starts) at center and was named team captain as a senior.

FRANK PIRAINO

DIRECTOR OF SPORTS PERFORMANCE

[Click For Complete Online Bio](#)

- Piraino joined the Titans in 2019 after serving as head strength and conditioning coach for football at Boston College, where he spent six total seasons (2013-18).
- Piraino joined head coach Steve Addazio at Boston College after spending two seasons (2011-12) as his head strength and conditioning coach at Temple and one year as the head strength and conditioning coach for football at Marshall (2010).
- He served on the strength and conditioning staff at the University of Florida for five years (2005-09), during a stretch when Florida won a pair of national championships (2006 and 2008) under head coach Urban Meyer.
- He also spent time at Notre Dame (2004), Michigan State (2003-04) and Walsh Jesuit (Cuyahoga Falls, Ohio) High School (2000-03), as well as an internship with the Cleveland Indians (2000-01).
- Piraino graduated from the University of Akron and later earned a master's degree from Michigan State.




TOM QUINN

SPECIAL TEAMS ASSISTANT

[Click For Complete Online Bio](#)

- Quinn joined the Titans in 2023 after one season on the staff at Army.
- He totaled 16 seasons (2006-21) on the staff at the New York Giants working with special teams. He first arrived in New York in 2006 as assistant special teams coach, and the following year he was elevated to special teams coordinator, a position he held for 11 years (2007-17) before spending his final four seasons with the Giants (2018-21) as assistant special teams coach.
- During his Giants tenure, he worked under four different head coaches, starting with Tom Coughlin and ending with Joe Judge, and he helped the team capture two Super Bowl titles.
- Before joining the NFL coaching ranks, he served 15 seasons in college coaching, including four seasons (2002-05) at Stanford coaching special teams. He also had stints at Davidson, James Madison, Boston University, Holy Cross and San Jose State.
- A native of Pasadena, Calif., he played linebacker at Arizona from 1986 to 1990.



TITANS 2023 ASSISTANT COACHES

TYLER ROUSE SPORTS PERFORMANCE ASSISTANT

[Click For Complete Online Bio](#)


- Rouse joined the Titans in 2022 as sports performance assistant after five seasons coaching in the collegiate ranks.
- In 2021, Rouse was on the staff at Colorado State University as assistant strength and conditioning coach. He spent the previous four seasons (2017-20) with the same title at his alma mater, Boston College.
- During a four-year playing career as a running back at Boston College, Rouse appeared in 48 games and rushed for 852 yards and 12 touchdowns on 199 attempts. A three-year starter, he added 22 receptions for 284 yards and a score and also returned 24 punts for 313 yards.
- The Baldwinsville, N.Y., native received his bachelor's degree from Boston College in 2017 and added a master's in sport administration in 2019.



LUKE STOCKER OFFENSIVE ASSISTANT

[Click For Complete Online Bio](#)

- Stocker joined the coaching staff in 2023 following 11 years in the NFL as a player.
- As a player, Stocker was signed by the Titans as a free agent during the 2017 campaign and stayed with the club through 2018, head coach Mike Vrabel's first season in Tennessee. He also returned for training camp in 2021. In 19 games with the Titans (13 starts), he totaled 16 receptions for 177 yards and two touchdowns, while serving in a key role as a blocker in the running game.
- A fourth-round pick by the Tampa Bay Buccaneers in the 2011 NFL Draft, Stocker spent six-plus seasons with the Buccaneers until joining the Titans. He later appeared in games for the Atlanta Falcons (2019-20) and Minnesota Vikings (2021). In 142 career games, he registered 91 starts and 85 receptions for 705 yards and five touchdowns. He also participated in two playoff games with the Titans in 2017.
- The Berea, Ky., native attended the University of Tennessee (2007-10), where he tied a then-school record with 52 career games played, totaling 85 receptions for 956 yards and eight touchdowns.



JOHN STREICHER DIRECTOR OF FOOTBALL ADMINISTRATION

[Click For Complete Online Bio](#)

- Streicher was promoted to director of football administration in 2023. He served as the coordinator of football development from 2020 to 2022 after beginning his tenure with the team as assistant to head coach Mike Vrabel from 2018 to 2019.
- Working closely with Vrabel, Streicher helped the Titans finish with four winning records and three postseason appearances in his first five seasons with the organization (2018-22). Vrabel finished the 2022 campaign ranked third in Titans/Oilers history among head coaches with 50 career wins, including postseason.
- Streicher joined the Titans in 2018 following two years (2016-17) as Texas State's director of football operations. There he managed the day-to-day operations of the program and oversaw recruiting under Bobcats head coach Everett Withers.
- From 2014-15, Streicher served on James Madison's football staff. He was promoted to the director of football operations and player personnel in 2015 after originally joining JMU as special assistant to the head coach.
- A native of Cincinnati, Ohio, Streicher went to James Madison after spending six seasons on the football staff at Ohio State.



MIKE SULLIVAN ASSISTANT OFFENSIVE LINE

[Click For Complete Online Bio](#)

- Sullivan joined the Titans in 2014 and has worked with the offensive line since that time.
- In 2022, Sullivan completed his ninth season with the team. The Titans used six starting offensive line combinations, while three members of the line recorded career highs in starts: Aaron Brewer (17), Dennis Daley (15) and Nicholas Petit-Frere (16). Petit-Frere became the fourth offensive lineman in the franchise's "Titans era" (1999-present) to start at least 16 games as a rookie, and center Ben Jones was named to his first Pro Bowl.
- In 2021, injuries forced the team to use seven starting offensive line combinations, including five different starters at left tackle. The offense still managed to finish fifth in rushing (141.4 rushing yards per game). Left guard Rodger Saffold III was named to his first career Pro Bowl.
- In 2020, the Titans ranked second in rushing (168.1 yards per game) and sixth in sacks allowed (25). Henry recorded the fifth-highest single-season rushing total in NFL history with an NFL-high 2,027 rushing yards.
- In 2019, the Titans finished third in the NFL in rushing offense with Henry leading the league in rushing yards (1,540). Rookie Nate Davis started 15 consecutive games (including playoffs) at right guard.
- He joined the Titans in 2014 after one season as offensive line coach for the Cleveland Browns (2013). He had two other stints with the Browns (2001-04 and 2007-08) and also spent four seasons (2009-12) as offensive line coach for the San Diego Chargers.
- He has three seasons of college experience, as offensive line coach for Western Michigan (2005-06) and as a graduate assistant for his alma mater, the University of Miami (Fla.) (2000). He began his coaching career in 1997, spending five seasons coaching in Europe.
- A native of Chicago, Ill., Sullivan played in 48 games for the Tampa Bay Buccaneers from 1992-95.



TERRELL WILLIAMS ASSISTANT HEAD COACH-DEFENSE/ DEFENSIVE LINE

[Click For Complete Online Bio](#)

- Williams was promoted to assistant head coach-defense/defensive line in 2023 after spending five seasons as defensive line coach.
- He initially joined the Titans in 2018 with 20 previous years of coaching experience, including six seasons in the NFL.
- In 2022, he helped the Titans lead the NFL in rushing defense, as the unit allowed only 76.9 opponent rushing yards per game—the second-lowest number in franchise history. Defensive tackle Jeffery Simmons was named to his second Pro Bowl after posting 7.5 sacks, while nose tackle Teair Tart recorded a career-high 16 starts. Defensive end DeMarcus Walker established career highs in several categories, including 32 tackles and seven sacks.
- In 2021, the Titans defensive line accounted for 22 total sacks, including nine sacks by Denico Autry, who tied his career high. Simmons was named to his first career Pro Bowl after setting career highs in several categories, including sacks (8.5).
- In 2020, Simmons became the first player in the franchise's "Titans era" (since 1999) to post at least three fumble recoveries, three sacks and five passes defended in the same season.
- In 2018 and 2019, Williams helped Jurrell Casey earn his fourth and fifth Pro Bowl berths.
- Williams spent three seasons coaching the defensive line with the Miami Dolphins (2015-17). During that time, Cameron Wake tallied 29 sacks, the eighth-highest total by a player, and Ndamukong Suh posted 15.5 sacks, the eighth-highest number of sacks among defensive tackles.
- Williams also spent three seasons coaching the defensive line with the Oakland Raiders (2012-14).
- Williams also spent time at Texas A&M (2010-11), Purdue (2006-09), Akron (2004-05), Youngstown State (2002-03), North Carolina A&T (1999-2001) and Fort Scott Community College (1998).
- A native of Los Angeles, Calif., Williams played collegiately at East Carolina as a nose tackle.



NISSAN STADIUM

In 2015, the Titans and Nissan North America announced the formation of a 20-year, exclusive naming-rights partnership that rebranded Nashville's downtown stadium as Nissan Stadium.



Nissan Stadium hosts all Titans home football games, Tennessee State University football games, the Music City Bowl, the CMA Music Festival, major concerts and numerous other events.

The procurement of naming rights to Nissan Stadium fit the automotive company's 'Fewer, Bigger, Better' marketing strategy, which has included ongoing sponsorships of NBC's 'The Voice,' the Heisman House college football program and a major advertising presence in this year's Super Bowl. Nissan is also now the official automotive partner of the Tennessee Titans.

Nissan's ever-growing footprint in Tennessee includes vehicle and powertrain manufacturing facilities in Smyrna and Decherd respectively, along with its North American headquarters in Franklin.


The Nissan Smyrna Plant began operations in 1983 and employs more than 8,400 people. In 2014, the Smyrna plant assembled more than 648,000 vehicles, making it the highest volume automotive assembly plant in North America. Nissan also has a major manufacturing presence in Canton, Miss., along with research and development groups in California, Arizona and Michigan. In total, the company employs more than 22,000 employees in the U.S.

One component of the Titans-Nissan partnership is assisting charitable organizations throughout Middle Tennessee in an array of community outreach programs. A centerpiece of this is the annual "Taste of Titans" charitable event, for which Nissan serves as presenting sponsor. During the course of a 20-year relationship, a total of more than \$1 million resulting from these annual events is anticipated to be distributed to local non-profit organizations.

Nissan Stadium is a city-owned venue that has housed the Titans since 1999. The naming rights agreement includes the opportunity for Nissan branding on the exterior of the stadium, as well as stadium signage and other unique displays inside the stadium. LP Building Products held the naming rights to the stadium from 2006 until the Nissan partnership was established in 2015.

Titans/Oilers all-time regular-season record by home venue:

Stadium	Seasons	W-L-T	Pct.
Jeppesen Stadium	1960-1964	25-11-0	.694
Rice Stadium	1965-1967	11-10-0	.524
Astrodome	1968-1996	113-103-2	.523
Liberty Bowl	1997	6-2-0	.750
Dudley Field (Vanderbilt Stadium)	1998	3-5-0	.375
Nissan Stadium	1999-2023	111-83-0	.572



TICKET INFORMATION

Tickets for the 2023 season at Nissan Stadium are now on sale. To find out about ticket options, fans can visit TennesseeTitans.com/tickets, email ticketssales@titans.nfl.com or call (615) 565-4200. Information on season ticket memberships, single-game tickets, flex plans, group tickets, suite sales and "Fireball Fast Passes" is available.

Titans season ticket members receive the best seat locations at the best price, flexible interest-free payment plans and playoff ticket priority. Additional benefits include access to exclusive VIP events year-round, special discounts on concession items, pre-sales to Nissan Stadium events and concerts, and a unique season ticket member gift each season.

NISSAN STADIUM RECORD WHEN ...

The Titans at Nissan Stadium (1999-present):

	Games	Record	Pct.
Regular Season	194	111-83	.572
Postseason	6	2-4	.333
Combined	200	113-87	.565

Record When ...	Reg. Season	Playoffs
September	23-17	
October	26-21	
November	25-19	
December	34-25	
January	3-1	2-4
Thursday	5-4	
Friday	0-1	
Saturday	2-2	2-2
Sunday	96-73	0-2
Monday	7-3	
Tuesday	1-0	
Against own division	44-34	0-1
Against AFC	81-64	2-4
Against NFC	30-19	
Overtime games	8-6	1-0
In primetime	14-12	
Temperature 80+	7-6	
Temperature <40	10-11	1-2
Titans score 20 points	92-34	2-0
Titans score 30 points	39-6	1-0
Titans allow <20 points	71-14	1-2
Titans allow <10 points	16-0	
Titans net 300 yards	82-50	1-3
Opponents net <300 yards	52-12	1-2
Titans commit 0 turnovers	38-12	
Titans force 2 turnovers	71-25	

WINNING AT HOME

Since the 2016 season, the Titans have been one of the NFL's most successful teams at home. From 2016 through 2023, their 36-21 record (.638) at Nissan Stadium is tied for the league's 10th-best mark.

Highest winning percentage in home games (regular season) since 2016:

Team	Wins	Losses	Ties	Win Pct
1. Kansas City Chiefs	44	14	0	.759
2. Green Bay Packers	42	14	1	.746
3. Baltimore Ravens	40	18	0	.690
Dallas Cowboys	40	18	0	.690
5. Pittsburgh Steelers	39	18	1	.681
6. Buffalo Bills	39	19	0	.672
Minnesota Vikings	39	19	0	.672
8. New England Patriots	39	20	0	.661
9. Philadelphia Eagles	37	20	1	.647
10. Tennessee Titans	37	21	0	.638
New Orleans Saints	37	21	0	.638

GAME PREVIEW

TEAM NOTES

PLAYER NOTES

MEDIA

STATISTICS

ROSTERS

TITANS/OILERS ALL-TIME RECORD

	W	L	T
Regular Season:	471	491	6
Home	269	213	2
Road	202	278	4
As Titans (1999-present)	204	184	0
As Oilers (1960-1998)	267	307	6
Postseason:	17	23	0
Home	6	7	0
Road	11	15	0
Super Bowl (XXXIV)	0	1	0
As Titans (1999-present)	8	10	0
As Oilers (1960-1998)	9	13	0

All-time playoff appearances by the Oilers/Titans: 1960, 1961, 1962, 1967, 1969, 1978, 1979, 1980, 1987, 1988, 1989, 1990, 1991, 1992, 1993, 1999, 2000, 2002, 2003, 2007, 2008, 2017, 2019, 2020, 2021

All-time division titles by the Oilers/Titans: 1960, 1961, 1962, 1967, 1991, 1993, 2000, 2002, 2008, 2020, 2021

WINNING IN THE AFC SOUTH

From 2017 through 2022, the Titans built the best division record in the AFC South. They had twice as many wins as losses in the division during that stretch, going 24-12 (.667) against the Colts, Texans and Jaguars.

Best division winning percentage in the AFC South from 2017–2022:

Team	Wins	Losses	Ties	Win %
1. Tennessee Titans	24	12	0	.667
2. Indianapolis Colts	17	18	1	.486
3. Houston Texans	17	18	1	.486
4. Jacksonville Jaguars	13	23	0	.361

SEVEN-POINT COMEBACKS UNDER VRABEL

Mike Vrabel's Titans have won seven times after trailing by at least seven points in the fourth quarter, most recently accomplishing the feat twice in 2021. Since Vrabel's tenure began in 2018, only the Green Bay Packers have had more fourth-quarter comebacks of seven or more points than the Titans.

Most victories since 2018 after trailing by seven or more points in the fourth quarter:

Team	Wins
1. Green Bay Packers	8
2. Tennessee Titans	7
Minnesota Vikings	7
4. Kansas City Chiefs	6
Tampa Bay Buccaneers	6
Pittsburgh Steelers	6
New York Jets	6
8. New Orleans Saints	5
Washington Commanders	5
Las Vegas Raiders	5
New York Giants	5
Los Angeles Chargers	5

Titans wins from 2018 to 2023 after trailing by seven or more points in the fourth quarter:

Date	Opponent	Largest 4th Quarter Deficit	Final Score
Sept. 30, 2018	Philadelphia	10-17	26-23 (OT)
Dec. 2, 2018	N.Y. Jets	13-22	26-22
Nov. 10, 2019	Kansas City	20-29	35-32
Oct. 18, 2020	Houston	29-36	42-36 (OT)
Nov. 22, 2020	at Baltimore	13-21	30-24 (OT)
Sept. 19, 2021	at Seattle	16-30	33-30 (OT)
Oct. 18, 2021	Buffalo	24-31	34-31



WINNING CLOSE GAMES

Since the beginning of the 2018 season, when **Mike Vrabel** began his tenure as Titans head coach, no NFL team has more wins than the Titans in games decided by three points or less. They won 16 games by three points or less from 2018 to 2022 and had a .640 winning percentage in such contests (16-9).

Most wins in games decided by three points or less, 2018–2023:

Team	W	L	T	Win%
1. Tennessee Titans	17	10	0	.630
2. Los Angeles Chargers	15	16	0	.484
3. New Orleans Saints	14	9	0	.609
4. Baltimore Ravens	14	11	0	.560
5. Kansas City Chiefs	13	9	0	.591
6. Pittsburgh Steelers	13	8	2	.609
7. Seattle Seahawks	13	9	0	.591
8. Las Vegas Raiders	13	11	0	.542
9. Green Bay Packers	12	7	1	.625
10. Cleveland Browns	11	10	1	.523
11. Houston Texans	11	9	1	.548
12. Minnesota Vikings	11	10	1	.523

TITANS ON LONG REST

Since **Mike Vrabel** became the head coach of the Titans in 2018, the Titans are 5-0 following their bye. That includes a Week 7 win over the Indianapolis Colts following the Titans' bye in 2022.

Additionally, the Titans are 4-1 since 2018 on Sundays following a Thursday game the previous week.

Best winning percentage from 2018 to 2023 with nine or more rest days between games (regular season):

Team	Games	Wins	Losses	Ties	Win Pct
1. Tennessee Titans	10	9	1	0	.900
Pittsburgh Steelers	10	9	1	0	.900
3. Buffalo Bills	10	8	2	0	.800
Baltimore Ravens	10	8	2	0	.800
5. New Orleans Saints	9	7	2	0	.778
6. Atlanta Falcons	11	8	3	0	.727
7. Indianapolis Colts	10	7	3	0	.700
Kansas City Chiefs	10	7	3	0	.700
New England Patriots	10	7	3	0	.700
10. Dallas Cowboys	12	8	4	0	.667

Note: Does not include season openers; nine-day rest period does not include game days

MOST PLAYERS FROM 2021-22

In each of the 2021 and 2022 seasons, the Titans led the NFL in the total number of players who played in at least one game. Over that time, the Titans had 137 different players take the field. The next-closest team was the Chicago Bears with 133 total players used.

In 2022, the Titans led the NFL with 86 players who participated in a game, including a league-high 40 players who played on defense and a league-high 74 players who played on special teams. Their 36 different offensive players ranked sixth.

During the 2021 regular season, a total of 91 players appeared in at least one game for the Titans. It was the most in NFL history outside of the 1987 strike season that included replacement players.

Most total players used in 2022:

Team	Players
1. Tennessee Titans	86
2. Arizona Cardinals	84
3. Denver Broncos	81
4. Los Angeles Rams	80
5. Chicago Bears	78
New York Giants	78
7. Baltimore Ravens	76
Detroit Lions	76
9. New Orleans Saints	75
10. Houston Texans	74

Most total players used from 2021 to 2022:

Team	Players
1. Tennessee Titans	137
2. Chicago Bears	133
3. Las Vegas Raiders	122
4. Houston Texans	120
New York Giants	120
6. New York Jets	118
7. Detroit Lions	116
New Orleans Saints	116
9. Arizona Cardinals	115
Cleveland Browns	115

Most players used in a single NFL season (does not include 1987 strike season):

Team	Season	Players
1. Tennessee Titans	2021	91
2. New York Jets	2021	87
3. Tennessee Titans	2022	86
4. Houston Texans	2021	85
Detroit Lions	2021	85
New Orleans Saints	2021	85
7. Arizona Cardinals	2022	84
San Francisco 49ers	2020	84
Miami Dolphins	2019	84
10. Washington Commanders	2021	82



LEAST PENALIZED TEAMS FROM 2018-2023

Under head coach **Mike Vrabel**, who was named to his current post in 2018, the Titans have been one of the NFL's least penalized teams.

In 2018, the Titans were called for only 82 penalties, leading the NFL and setting a team record for the lowest number in a 16-game season (since 1978, excluding strike-shortened 1982 and 1987 seasons). They received no more than four penalties in nine of their 16 games. The previous franchise record for fewest penalties in a 16-game season was 84 by the 1983 Oilers.

Fewest total penalties from 2018-2023:

Team	Penalties
1. Los Angeles Rams	450
2. Cincinnati Bengals	452
3. New England Patriots	460
4. Green Bay Packers	466
5. Indianapolis Colts	470
6. Atlanta Falcons	475
7. Minnesota Vikings	477
8. Chicago Bears	486
9. Tennessee Titans	494
New York Giants	494
Carolina Panthers	494

RED ZONE SUCCESS SINCE 2019

During the last five seasons, the Titans have fielded one of the NFL's most efficient offenses in the red zone. From 2019 to 2022, they had 148 touchdowns in 212 possessions inside their opponent's 20-yard line.

During the 2019 campaign alone, they scored touchdowns on 75.6 percent (34 of 45) of their drives inside the opponent's 20-yard line to lead the league. That was the third-best figure in the NFL since 1991 and the highest since the 2013 Denver Broncos (76.1 percent).

In 2022, the Titans ranked sixth in the NFL with a red-zone efficiency of 64.3 percent. They scored 27 touchdowns on 42 drives inside the 20.

Top red zone offenses (touchdown percentage) from 2019-2023:

Team	RZ Drives	Touchdowns	TD Pct.
1. Tennessee Titans	219	151	68.9%
2. Philadelphia Eagles	226	146	64.6%
3. Minnesota Vikings	238	153	64.3%
4. Green Bay Packers	240	154	64.2%
5. Tampa Bay Buccaneers	239	150	62.8%
6. Seattle Seahawks	226	141	62.4%
7. Cleveland Browns	212	131	61.8%
8. Kansas City Chiefs	256	158	61.7%
9. Detroit Lions	213	130	61.0%
10. New Orleans Saints	233	142	60.9%
Buffalo Bills	256	156	60.9%

Top red zone offenses (touchdown percentage) in 2022:

Team	RZ Drives	Touchdowns	TD Pct.
1. Dallas Cowboys	56	40	71.4%
2. Kansas City Chiefs	72	50	69.4%
3. Philadelphia Eagles	59	40	67.8%
4. Detroit Lions	68	45	66.2%
5. Cincinnati Bengals	57	37	64.9%
6. Tennessee Titans	42	27	64.3%
7. New York Giants	49	31	63.3%
8. Minnesota Vikings	64	40	62.5%
9. Buffalo Bills	58	35	60.3%
10. Miami Dolphins	50	30	60.0%

GOAL-TO-GO SINCE 2019

From 2019 through 2022, the Titans were the most efficient NFL team in scoring in goal-to-go situations. Over that time period, they reached the end zone 97 times in 107 total goal-to-go possessions (90.7 percent).

In 2022, they led the NFL in the category for the fourth consecutive season, crossing the goal line 15 times in 16 opportunities for a rate of 93.8 percent.

Since 2000, the Titans own the best two single-season goal-to-go percentages in the NFL. The 2020 squad established the best mark in that period with a 94.1 percentage (32 of 34), followed by their 2022 effort.

Best goal-to-go touchdown efficiency from 2019–2023:

Team	Poss	TD	Pct
1. Tennessee Titans	109	99	90.8%
2. Seattle Seahawks	103	82	79.6%
3. New York Giants	88	69	78.4%
4. Philadelphia Eagles	140	109	77.9%
5. Detroit Lions	120	92	76.7%
6. Tampa Bay Buccaneers	153	117	76.5%
7. Green Bay Packers	133	101	75.9%
Los Angeles Rams	133	101	75.9%
9. Kansas City Chiefs	153	116	75.8%
10. Cleveland Browns	117	88	75.2%

TOP RUSHING OFFENSES SINCE 2020

From 2020 through 2022, the Titans were one of the NFL's most productive rushing offenses. Their 144.5 rushing yards per game ranked fourth in the NFL behind only the Baltimore Ravens (165.4), Cleveland Browns (146.7) and Philadelphia Eagles (145.0).

In 2021, the Titans finished with the fifth-ranked rushing offense (141.4 yards per game). That followed a 2020 campaign in which they ranked second in rushing (168.1).

NFL's top-ranked rushing offenses from 2020 to 2023 (yards per game):

Team	Rush Yards Per Game
1. Baltimore Ravens	164.6
2. Cleveland Browns	147.9
3. Philadelphia Eagles	146.3
4. Tennessee Titans	143.7
5. Chicago Bears	132.1
6. San Francisco 49ers	130.0
7. Indianapolis Colts	126.8
8. Buffalo Bills	126.4
9. New England Patriots	124.5
10. Dallas Cowboys	124.3

TOUCHDOWNS SINCE 2019

Since the beginning of the 2019 season, the Titans rank near the top of the NFL in total touchdowns scored. That includes a 2020 campaign in which the team finished with 62 total touchdowns, which ranked second in the NFL and second all-time for the franchise (66 in 1961).

Most total touchdowns from 2019 to 2023:

Team	Total Touchdowns
1. Kansas City Chiefs	229
2. Dallas Cowboys	217
3. Green Bay Packers	214
4. Tampa Bay Buccaneers	213
5. Buffalo Bills	211
6. San Francisco 49ers	210
7. Minnesota Vikings	206
8. Seattle Seahawks	203
Philadelphia Eagles	203
10. Tennessee Titans	202

RUSHING DEFENSE SINCE 2021

Since the beginning of the 2021 season, the Titans have had one of the NFL's stingiest defenses against the run.

In 2022, the Titans led the NFL in rushing defense for the first time since 2003. They allowed only 1,307 total rushing yards in 17 games for a league-best average of 76.9 yards per contest.

In 2021, the Titans placed second in the NFL in rushing defense. Their opponents rushed for an average of 84.6 yards per contest. Only the Baltimore Ravens (84.5) defense allowed fewer yards on the ground.

From 2021 through 2022, the Titans allowed a total of two individual 100-yard rushers—one each season. In 2021, they did not allow a 100-yard individual rushing performance after Jacksonville's **James Robinson** had 149 rushing yards in Week 5 (Oct. 10). In 2022, the New York Giants' **Saquon Barkley** opened the campaign with 164 rushing yards against the Titans, marking the first and only 100-yard game of the season by a Titans opponent.

Top rushing defenses from 2021 to 2023 (yards per game):

Team	Opp Rush Yards	Per Game
1. Tennessee Titans	2,875	79.9
2. Baltimore Ravens	3,140	87.2
3. San Francisco 49ers	3,211	89.2
4. Tampa Bay Buccaneers	3,733	103.7
5. Buffalo Bills	3,766	107.6
6. Washington Commanders	3,919	108.9
7. Miami Dolphins	3,939	109.4
8. Denver Broncos	3,941	109.5
Cincinnati Bengals	3,832	109.5
10. Los Angeles Rams	3,954	109.8

Top rushing defenses in 2022 (yards per game):

Team	Opp Rush Yards	Per Game
1. Tennessee Titans	1,307	76.9
2. San Francisco 49ers	1,321	77.7
3. Baltimore Ravens	1,566	92.1
4. Miami Dolphins	1,751	103.0
5. Buffalo Bills	1,673	104.6
6. New England Patriots	1,793	105.5
7. Cincinnati Bengals	1,706	106.6
8. Kansas City Chiefs	1,823	107.2
9. Pittsburgh Steelers	1,838	108.1
10. Denver Broncos	1,866	109.8

BEST RUSHING DEFENSES IN TEAM HISTORY

Over the past two seasons, the Titans fielded two of the top rushing defenses in team history. In 2022, their average of only 76.9 opponent rushing yards per game not only led the league but also ranked second in Titans/Oilers annals. Only the 1960 inaugural Oilers squad allowed fewer rushing yards per game (73.4).

The 2021 Titans defense allowed 84.6 rushing yards per game, which now stands as the fifth-best number in Titans/Oilers history.

Top rushing defenses in franchise history (opponent rushing yards per game):

Season	Games	Att	Yards	Avg	TD	Rushing Yards Allowed/Game
1. 1960	14	438	1,027	2.34	6	73.4
2. 2022	17	390	1,307	3.35	9	76.9
3. 1993	16	369	1,273	3.45	9	79.6
4. 2003	16	342	1,295	3.79	10	80.9
5. 2021	17	368	1,438	3.91	14	84.6
6. 1996	16	397	1,385	3.49	5	86.6
7. 2000	16	387	1,390	3.59	7	86.9
8. 2016	16	356	1,413	3.97	10	88.3
9. 2017	16	398	1,420	3.57	5	88.8
10. 2002	16	372	1,424	3.83	7	89.0

The Titans kept 14 opponents under 100 rushing yards as a team in each of the 2021 and 2022 seasons—tying for the most in franchise history. Prior to 2021, when the schedule was changed to a 17-game format, the franchise high for games in a season in which the Titans/Oilers held opponents under the 100-yard rushing mark was 12 games in 1996, 2002 and 2003.

Most Titans/Oilers games in a season without allowing 100 opponent rushing yards:

Season	Games
1. 2022	14
2021	14
3. 1996	12
2002	12
2003	12
6. (five tied)	11

THIRD-DOWN DEFENSE SINCE 2021

The Titans have fielded one of the NFL's best third-down defenses since the start of the 2021 season.

The Titans placed third in third-down defense in 2022. Opponents converted 77 of 225 attempts for a rate of 34.2 percent. Only the Washington Commanders (31.9) and Denver Broncos (34.1) were better.

They concluded 2021 ranked sixth on third down, allowing opponents to convert on 77 of their 210 chances for a rate of 36.7 percent. Over the final month of the 2021 campaign (Weeks 15-18), the Titans ranked third in the NFL by allowing opponents to convert only 28.6 percent on third down (12 of 42).

Top third-down defenses from 2021 to 2023:

Team	Opponents Third-Down...		
	Att	Conv	Pct
1. Buffalo Bills	442	152	34.4%
2. Tennessee Titans	465	163	35.1%
3. Dallas Cowboys	480	169	35.2%
4. Baltimore Ravens	443	160	36.1%
5. Minnesota Vikings	460	172	37.4%
6. New York Giants	454	172	37.9%
7. Tampa Bay Buccaneers	489	186	38.0%
8. New England Patriots	475	182	38.3%
9. Pittsburgh Steelers	461	177	38.4%
10. Cleveland Browns	449	173	38.5%

Top third-down defenses in 2022:

Team	Opponents Third-Down...		
	Att	Conv	Pct
1. Washington Commanders	210	67	31.9%
2. Denver Broncos	220	75	34.1%
3. Tennessee Titans	225	77	34.2%
4. Baltimore Ravens	209	73	34.9%
5. New York Giants	205	72	35.1%
6. Tampa Bay Buccaneers	236	87	36.9%
7. Buffalo Bills	208	78	37.5%
8. Green Bay Packers	194	73	37.6%
9. Dallas Cowboys	231	87	37.7%
10. Indianapolis Colts	224	85	37.9%

KEY NUMBERS

8

Consecutive games in which the Titans defense has not allowed its opponent to reach 100 total rushing yards, which is the longest active streak in the NFL.

19.5

Team-leading sacks by **Denico Autry** from 2021 to 2023. His eight sacks in 2022 also led the squad.

23.0

Career sacks by defensive tackle **Jeffery Simmons**, including 7.5 sacks in 2022.

24

New players on the Titans' 53-man roster since the conclusion of the 2022 campaign (roster as of Sept. 17).

25

Seasons the franchise has played as the Tennessee Titans, including 2023, since changing the team name and opening Nissan Stadium in 1999.

27

Interceptions from 2017 to 2023 by Titans safety **Kevin Byard**, who ranks first among safeties and second in the NFL in that time period behind **Xavien Howard** (29).

51

Total wins, including playoffs, by Titans head coach **Mike Vrabel**, who is in his sixth season with the franchise. He passed **Jack Pardee** (44-35) for the third-highest win total in franchise history.

61.2

Gross punting average in Week 2 by **Ryan Stonehouse**, establishing a new single-game franchise record (minimum four attempts) and the NFL's second-best figure in a game since the beginning of the 1960 season.

64

Consecutive field goals made by **Nick Folk** on attempts from less than 40 yards. **Justin Tucker** holds the NFL record with a streak of 70 made field goals from under 40 yards.

70

Yards on a completion last week from **Ryan Tannehill** to **Treyton Burks**. It was the team's longest completion since Dec. 20, 2020.

82

Total career touchdowns by **Derrick Henry**, who broke **Eddie George's** previous franchise record (74) in Week 8 of 2022.

97


Rushing yards required by **Derrick Henry** (8,478 career) to surpass **Earl Campbell** (8,574) for second place on the franchise's all-time rushing list behind only **Eddie George** (10,009).

99.7

Passer rating by **Ryan Tannehill** since he stepped into the Titans' starting lineup in Week 7 of the 2019 season. Among active quarterbacks, he is tied for the fifth-best mark in the NFL in that time period.

864

NFL-leading number of receptions by **DeAndre Hopkins** since 2013. Since then he also leads the league in receptions for first downs (600), ranks second in receiving yards (11,403) and ranks fourth in receiving touchdowns (71).



TITANS QUARTERBACKS

No.	Name	Ht	Wt	Exp	College
8	Levis, Will	6-4	229	R	Kentucky
17	Tannehill, Ryan	6-4	217	12	Texas A&M
7	Willis, Malik	6-1	219	2	Liberty

#17 • QB RYAN TANNEHILL

6-4, 207, 12th Year (5th with Titans), Texas A&M
[Click for complete bio](#)

Quarterback **Ryan Tannehill** is in his 12th NFL season and his fifth campaign with the Titans in 2023.

During his first four seasons in Tennessee, Tannehill built a 36-19 record as a starting quarterback and led the team to the postseason three times (2019 to 2021), becoming the franchise's first starting quarterback since **Warren Moon** (1987 to 1993) to direct his team to the playoffs in at least three consecutive seasons. After appearing in the AFC championship game as a wild card team in 2019, the Titans won consecutive division titles in 2020 and 2021, a first for the franchise since the Oilers took the first three AFL Eastern Division titles from 1960 to 1962.

Tannehill's 36 wins as a starting quarterback at the end of the 2022 season ranked fifth in franchise history and were more than any other player in team annals in his first four years with the club. His win total trailed only that of **Steve McNair** (76), **Moon** (70), **Dan Pastorini** (53) and **George Blanda** (44).

At the conclusion of 2022, Tannehill ranked among the franchise career leaders in several categories: first in passer rating (100.5), first in completion percentage (66.9), sixth in passing yards (12,831), fifth in passing touchdowns (89), sixth in passing attempts (1,623) and sixth in completions (1,085).

Since the week of Tannehill's first start in a Titans uniform (Oct. 20, 2019) through the conclusion of 2022, Tannehill's 100.7 passer rating ranked fourth in the NFL behind only **Aaron Rodgers** (106.0), **Patrick Mahomes** (103.3) and **Jimmy Garoppolo** (100.8).

Tannehill started every game from Week 7 of the 2019 campaign through the sixth game of 2022. His 49 consecutive starts in the regular season broke McNair's record (2001-03) for the most in franchise history by a starting quarterback.

In 2021, he placed third on the franchise's single-season passing charts in attempts (531), completions (357) and completion percentage (67.2), and he ranked fourth with 3,734 passing yards. He became the only quarterback other than Moon (1989–1991) to record multiple seasons with at least 3,500 passing yards with the franchise. Additionally, he rushed for 270 yards, and his seven rushing touchdowns ranked second among NFL signal callers behind **Jalen Hurts'** 10. Tannehill was the first quarterback in franchise annals with at least seven rushing touchdowns in back-to-back seasons.

After receiving a multi-year contract extension during the 2020 offseason, Tannehill responded with 16 starts for the first time since 2015 and produced one of the best seasons of any quarterback in franchise history. A Titans team captain for the first time, his statistics finished in the top five of several of the organization's single-season record lists, including 40 total touchdowns (first), a 106.5 passer rating (second), 3,819 passing yards (third), 33 touchdown passes (tied for second), 65.5 completion percentage (fourth) and 7.9 yards per attempt (tied for fifth). Tannehill became the fourth player in NFL history with a passer rating of at least 106.0 in consecutive seasons, joining **Drew Brees** (2018-20), **Russell Wilson** (2018-19) and **Rodgers** (2011-12).

Also in 2020, Tannehill and Buffalo's **Josh Allen** became the fourth and fifth quarterbacks in NFL history with at least 3,800 passing yards, 33 passing touchdowns and seven rushing touchdowns in the same season. Only **Cam Newton** (2015), **Daunte Culpepper** (2000) and **Steve Young** (1994) had done so previously.

In 2019, Tannehill set single-season franchise records and led the NFL with a 117.5 passer rating and a passing average of 9.6 yards per



attempt. His passer rating was the fourth-highest figure in NFL history among qualifiers. Additionally, he set a club record and placed third in the NFL with a 70.3 completion percentage.

Tannehill was named AFC Offensive Player of the Month for December 2019 and was named to his first career Pro Bowl. He also won the Associated Press Comeback Player of the Year Award.

Originally a first-round selection (eighth overall) by the Miami Dolphins in the 2012 NFL Draft, Tannehill was acquired by the Titans in a trade with the Dolphins on March 15, 2019. The Titans sent a 2019 seventh-round pick and a 2020 fourth-round selection to Miami in exchange for Tannehill and a 2019 sixth-rounder.

Over his seven seasons in Miami, he started 88 games, threw for 20,434 yards and 123 touchdowns, and rushed for 1,210 yards and six scores. When he left Miami, he ranked second in franchise history behind **Chad Pennington** in both career completion percentage (62.8) and career passer rating (87.0). He authored 13 game-winning drives for the Dolphins.

From 2012 through 2015, Tannehill's passing yardage total—15,460 yards—was the third highest mark in NFL history for a player's first four seasons, behind only **Peyton Manning** and **Dan Marino**. Tannehill's two 4,000-yard passing seasons (2015 and 2014) were the only ones recorded by a Dolphins quarterback other than Marino (six times). The Dolphins reached the playoffs in 2016, breaking an eight-year postseason drought.

A native of Big Spring, Texas, Tannehill attended Texas A&M, where he earned honorable mention All-America honors as a senior. He played both quarterback and wide receiver, passing for 5,450 yards and 42 touchdowns and adding 112 receptions for 1,596 yards and 10 scores.

2023 Game Notes:

➤ **At New Orleans (9/10)**, completed 16 of 34 passes for 198 yards with three interceptions and added three rushing attempts for five yards. In the second quarter, he completed a screen pass to Derrick Henry for a 46-yard gain.

➤ **Against the Los Angeles Chargers (9/17)**, completed 20 of 24 passes for 246 yards and one touchdown. He set a new career high and ranked fourth in franchise history in single-game completion percentage (minimum 20 attempts) with a rate of 83.3 percent. In leading an overtime win, he was credited with his 27th career game-winning drive (14th with the Titans), including the regular season and postseason. His 123.3 passer rating against the Chargers gave him 23 career games with a passer rating of 120.0 or better (minimum 20 attempts). He registered the 16th game of his career in which he completed at least one touchdown pass and rushed for at least one touchdown. In the second quarter, he completed a 70-yard pass to Treyton Burks for the ninth-longest pass of his career and the team's longest completion since Tannehill and Corey Davis connected for a 75-yard touchdown against Detroit on Dec. 20, 2020. In the third quarter, he rushed for a 12-yard touchdown, his first of the season and the 27th rushing touchdown of his career. He completed a 49-yard pass to Chris Moore in the fourth quarter to help set up his four-yard touchdown pass to Nick Westbrook-Ikhine. During the contest, he surpassed Marcus Mariota (1,110 completions) for fourth place on the franchise's all-time completions list and also eclipsed Mariota (13,207 passing yards) for fifth place on the franchise's all-time passing yards list.

A NEW START

Since **Ryan Tannehill's** first start with the Titans, which took place Oct. 20, 2019 against the Los Angeles Chargers, he has been one of the NFL's passing leaders in several categories. From that week through the 2022 season, his 100.7 passer rating ranked fourth in the NFL behind only **Aaron Rodgers** (106.0), **Patrick Mahomes** (103.3) and **Jimmy Garoppolo** (100.8).

Highest passer rating among active players since Ryan Tannehill became the Titans starter in Week 7 of 2019 (minimum 14 attempts per team game):

Player	Att	Cmp	Pct	Yds	TD	Int	Rating
1. Aaron Rodgers	1,950	1,304	66.9%	14,521	129	23	106.0
2. Patrick Mahomes	2,228	1,483	66.6%	17,287	132	37	102.7
3. Kirk Cousins	2,097	1,408	67.1%	15,970	120	38	101.3
4. Jimmy Garoppolo	1,269	865	68.2%	10,543	66	32	100.3
5. Deshaun Watson	1,037	690	66.5%	8,287	55	22	99.7
Ryan Tannehill	1,665	1,108	66.5%	13,131	90	35	99.7
7. Joe Burrow	1,602	1,085	67.7%	12,078	84	32	99.1
8. Dak Prescott	1,659	1,107	66.7%	12,581	90	34	98.8
9. Lamar Jackson	1,345	870	64.7%	9,907	86	31	98.4
10. Russell Wilson	1,834	1,184	64.6%	13,740	103	36	97.6

Tannehill's Career Regular Season Statistics (2012-18 with Miami):

Year	Passing																Rushing				
	G	S	Att	Cmp	Pct	Yds	Yd/Att	TD	TD%	Int	Int%	Lg	Sack	Lost	Rate	Att	Yds	Avg	Lg	TD	
2012	16	16	484	282	58.3	3,294	6.8	12	2.5	13	2.7	80	35	234	76.1	49	211	4.3	31	2	
2013	16	16	588	355	60.4	3,913	6.7	24	4.1	17	2.9	67	58	399	81.7	40	238	6.0	48	1	
2014	16	16	590	392	66.4	4,045	6.9	27	4.6	12	2.0	50	46	337	92.8	56	311	5.6	40	1	
2015	16	16	586	363	61.9	4,208	7.2	24	4.1	12	2.0	54	45	420	88.7	32	141	4.4	28	1	
2016	13	13	389	261	67.1	2,995	7.7	19	4.9	12	3.1	74	29	216	93.5	39	164	4.2	18	1	
2017	0	0																			
2018	11	11	274	176	64.2	1,979	7.2	17	6.2	9	3.3	75	35	279	92.7	32	145	4.5	20	0	
2019	12	10	286	201	70.3	2,742	9.6	22	7.7	6	2.1	91	31	212	117.5	43	185	4.3	25	4	
2020	16	16	481	315	65.5	3,819	7.9	33	6.9	7	1.5	75	24	173	106.5	43	266	6.2	45	7	
2021	17	17	531	357	67.2	3,734	7.0	21	4.0	14	2.6	57t	47	327	89.6	55	270	4.9	28	7	
2022	12	12	325	212	65.2	2,536	7.8	13	4.0	6	1.8	69	33	238	94.6	34	98	2.9	17	2	
2023	2	2	58	36	62.1	444	7.7	1	1.7	3	5.2	70	8	63	69.9	4	17	4.3	12t	1	
Totals	147	145	4,592	2,950	64.2	33,709	7.3	213	4.6	111	2.4	91t	391	2,898	91.6	427	2,046	4.8	48	27	

Tannehill's Career Postseason Statistics:

Year	Passing																Rushing				
	G	S	Att	Cmp	Pct	Yds	Yd/Att	TD	TD%	Int	Int%	Lg	Sack	Lost	Rate	Att	Yds	Avg	Lg	TD	
2016	0	0	0	0	-	0	-	0	-	0	-	-	0	0	-	0	0	-	-	0	
2019	3	3	60	36	60.0	369	6.2	5	8.3	1	1.7	45	5	40	98.5	13	35	2.7	9	1	
2020	1	1	26	18	69.2	165	6.3	1	3.8	1	3.8	35	1	7	83.0	2	6	3.0	4	0	
2021	1	1	24	15	62.5	220	9.2	1	4.2	3	12.5	41	1	7	66.7	3	12	4.0	8	0	
Totals	5	5	110	69	62.7	754	6.9	7	6.4	5	4.5	45t	7	54	85.2	18	53	2.9	9	1	

Tannehill's Regular Season Single-Game Highs:

- Attempts** - 58 at N.Y. Jets (11/29/15)
- Completions** - 35 (Twice, last vs. Houston, 11/21/21)
- Passing Yards** - 431 at Arizona (9/30/12)
- Touchdown Passes** - 4 (Five times, last at Houston, 1/9/22)
- Long Completion** - 91t at Oakland (12/8/19)
- Completion Percentage** - 83.3 vs. L.A. Chargers (9/17/23)
- Passer Rating** - 155.3 vs. Oakland (9/23/18)
- Rushing Attempts** - 8 (Twice, last at N.Y. Jets, 9/16/18)
- Rushing Yards** - 56 (Twice, last vs. Indianapolis, 9/26/21)
- Long Rush** - 48 at Pittsburgh (12/8/13)
- Rushing Touchdowns** - 2 (Three times, last at Houston, 1/3/21)

Tannehill's Playoff Single-Game Highs:

- Attempts** - 31 at Kansas City (1/19/20)
- Completions** - 21 at Kansas City (1/19/20)
- Passing Yards** - 220 vs. Cincinnati (1/22/22)
- Touchdown Passes** - 2 (Twice, last at Kansas City, 1/19/20)
- Long Completion** - 45t at Baltimore (1/11/20)
- Completion Percentage** - 69.2 vs. Baltimore (1/10/21)
- Passer Rating** - 108.1 at Kansas City (1/19/20)
- Rushing Attempts** - 6 at Baltimore (1/11/20)
- Rushing Yards** - 13 at Baltimore (1/11/20)
- Long Rush** - 9 at Baltimore (1/11/20)
- Rushing Touchdowns** - 1 at Baltimore (1/11/20)

ALL-TIME FRANCHISE PASSING LEADERS

Ryan Tannehill now ranks among the Titans/Oilers career passing leaders in several categories. He owns the franchise's top passer rating and top completion percentage among all qualifiers (minimum 1,500 attempts).

Franchise career passer rating leaders (min. 1,500 attempts):

Player	Years	Passer Rating
1. Ryan Tannehill	2019-2023	99.5
2. Marcus Mariota	2015-2019	89.6
3. Steve McNair	1995-2005	83.3
4. Warren Moon	1984-1993	80.4
5. George Blanda	1960-1966	62.5
6. Dan Pastorini	1971-1979	61.0

Franchise career completion percentage leaders (min. 1,500 attempts):

Player	Years	Completion %
1. Ryan Tannehill	2019-2023	66.7
2. Marcus Mariota	2015-2019	62.9
3. Steve McNair	1995-2005	59.5
4. Warren Moon	1984-1993	57.9
5. Dan Pastorini	1971-1979	51.5
6. George Blanda	1960-1966	48.4

Franchise career passing yardage leaders:

Player	Years	Passing Yards
1. Warren Moon	1984-1993	33,685
2. Steve McNair	1995-2005	27,141
3. George Blanda	1960-1966	19,149
4. Dan Pastorini	1971-1979	16,846
5. Ryan Tannehill	2019-2023	13,275
6. Marcus Mariota	2015-2019	13,207

Franchise career passing touchdown leaders:

Player	Years	Passing TDs
1. Warren Moon	1984-1993	196
2. George Blanda	1960-1966	165
3. Steve McNair	1995-2005	156
4. Dan Pastorini	1971-1979	96
5. Ryan Tannehill	2019-2023	90
6. Marcus Mariota	2015-2019	76

Franchise career completion leaders:

Player	Years	Completions
1. Warren Moon	1984-1993	2,632
2. Steve McNair	1995-2005	2,305
3. Dan Pastorini	1971-1979	1,426
4. Ryan Tannehill	2019-2023	1,121
5. Marcus Mariota	2015-2019	1,110
6. Vince Young	2006-2010	689

QB WINNING PERCENTAGE SINCE 2019

Since the time he took over as the starting quarterback for the Titans in Week 7 of the 2019 season, **Ryan Tannehill** built one of the NFL's best records. From 2019 through 2022, his .655 winning percentage ranked eighth in the NFL among all signal callers with at least 25 starts during that time.

Highest winning percentage by starting quarterbacks from 2019 to 2023 (minimum 25 starts):

Quarterback	Starts	W	L	T	Win Pct.
1. Patrick Mahomes	65	52	13	0	.800
2. Lamar Jackson	56	41	15	0	.732
3. Aaron Rodgers	66	48	18	0	.727
4. Josh Allen	67	48	19	0	.716
5. Jalen Hurts	36	25	11	0	.694
6. Jimmy Garoppolo	49	33	16	0	.673
7. Tom Brady	66	44	22	0	.667
8. Ryan Tannehill	57	37	20	0	.649
9. Tua Tagovailoa	36	23	13	0	.639
10. Ben Roethlisberger	33	21	12	0	.636

QB WINS, FIRST FOUR SEASONS

In 2022, Titans quarterback **Ryan Tannehill** improved to 36-19 as a starter since he was traded from the Dolphins to the Titans in 2019.

Tannehill is off to arguably the best beginning to any quarterback's tenure in franchise history. He has more regular season wins—36—than any other starting signal caller in franchise history over the player's first four years with the club, surpassing **George Blanda**, who won 34 regular season starts for the Oilers from 1960 to 1963.

Tannehill moved past **Vince Young** (30 wins) for fifth place on the team's all-time wins list for starting quarterbacks. He trails only **Steve McNair** (76), **Warren Moon** (70), **Dan Pastorini** (53) and Blanda (44).

Most wins by a starting quarterback in his first four regular seasons with the Titans/Oilers franchise:

Quarterback	Years 1-4	Wins in ...				Total
		Year 1	Year 2	Year 3	Year 4	
1. Ryan Tannehill	2019-2022	7	11	12	6	36
2. George Blanda	1960-1963	8	9	11	6	34
3. Marcus Mariota	2015-2018	3	8	9	7	27
4. Vince Young	2006-2009	8	9	1	8	26
5. Steve McNair	1995-1998	2	2	8	8	20
Warren Moon	1984-1987	3	4	5	7	19



RYAN TANNEHILL'S STARTING RECORD WHEN ...

Record When Tannehill	Regular Season			Playoff
	2023	2019-23	Career	Career
Starts at quarterback	1-1	37-20	79-66	2-3
Starts vs. division opponents	0-0	15-4	28-23	0-0
Passes for 300 or more yards	0-0	6-3	12-13	0-0
Completes 1 or more TD passes	1-0	32-15	69-46	2-3
Completes 2 or more TD passes	0-0	22-7	49-19	1-1
Completes 3 or more TD passes	0-0	9-2	20-5	0-0
Starts and passes for no INTs	1-0	25-7	50-22	1-1
Completes 70.0% of his passes	1-0	20-1	39-6	0-0
Has a passer rating of 80.0+	1-0	34-12	71-32	1-1
Has a passer rating of 90.0+	1-0	32-9	64-17	1-1
Has a passer rating of 100.0+	1-0	25-4	43-8	1-1
Sacked 0 times	0-0	4-0	7-3	0-0
Rushes for 1 or more TDs	1-0	12-6	14-10	1-0
Rushes for 2 or more TDs	0-0	3-0	3-0	0-0
Rushes and Passes for 1 TD	1-0	10-4	11-5	1-0

RUSHING EFFICIENCY AMONG QBs

Titans quarterback **Ryan Tannehill's** ability to rush efficiently has reaped benefits since he arrived in Tennessee. From 2019 through 2022, he had 81 first downs on 128 total non-kneel-down rushing attempts, and in that time period, his 63.3 percent conversion rate was the best in the league among signal callers with 50 such attempts.

Tannehill also ranked fourth among NFL quarterbacks from 2019 through 2022 with 20 rushing touchdowns. Only **Josh Allen** (30), **Jalen Hurts** (26) and **Kyler Murray** (23) had more.

Highest percentage of rushing attempts for first downs by quarterbacks from 2019 to 2023 (kneel-downs excluded; minimum 50 non-kneel-down attempts):

Quarterback	Rush			First Down	First Down Pct.
	Att	Yards	TD		
1. Ryan Tannehill	132	882	21	82	62.1%
2. Tom Brady	54	166	9	33	61.1%
3. Jacoby Brissett	120	578	10	66	55.0%
4. Jimmy Garoppolo	87	225	6	44	50.6%
5. Justin Herbert	138	739	9	69	50.0%
6. Kirk Cousins	90	486	5	44	48.9%
7. Josh Allen	402	2568	30	194	48.3%
8. Patrick Mahomes	192	1399	10	92	47.9%
9. Jameis Winston	74	457	2	35	47.3%
10. Teddy Bridgewater	87	469	7	40	46.0%

Most rushing touchdowns by quarterbacks from 2019 to 2023:

Quarterback	Rush TD
1. Josh Allen	30
2. Jalen Hurts	28
3. Kyler Murray	23
4. Ryan Tannehill	21
Taysom Hill	21
6. Lamar Jackson	19
7. Cam Newton	17
8. Daniel Jones	13
9. Deshaun Watson	12
10. Sam Darnold	11
Justin Fields	11

2020 NFL PASSING LEADERS

Ryan Tannehill finished among the 2020 NFL passing leaders in several categories.

Highest passer rating in 2020 (qualifiers only):

Player	Team	Passer Rating
1. Aaron Rodgers	Green Bay Packers	121.5
2. Deshaun Watson	Houston Texans	112.4
3. Patrick Mahomes	Kansas City Chiefs	108.2
4. Josh Allen	Buffalo Bills	107.2
5. Ryan Tannehill	Tennessee Titans	106.5
6. Drew Brees	New Orleans Saints	106.4
7. Russell Wilson	Seattle Seahawks	105.1
8. Kirk Cousins	Minnesota Vikings	105.0
9. Tom Brady	Tampa Bay Buccaneers	102.2
10. Derek Carr	Las Vegas Raiders	101.4

Most touchdown passes in 2020:

Player	Team	TD Passes
1. Aaron Rodgers	Green Bay Packers	48
2. Russell Wilson	Seattle Seahawks	40
Tom Brady	Tampa Bay Buccaneers	40
4. Patrick Mahomes	Kansas City Chiefs	38
5. Josh Allen	Buffalo Bills	37
6. Kirk Cousins	Minnesota Vikings	35
7. Ryan Tannehill	Tennessee Titans	33
Deshaun Watson	Houston Texans	33
Ben Roethlisberger	Pittsburgh Steelers	33
10. Justin Herbert	Los Angeles Chargers	31

Highest passing average in 2020 (yards per attempt):

Player	Team	Yards/Att
1. Deshaun Watson	Houston Texans	8.9
2. Kirk Cousins	Minnesota Vikings	8.3
3. Aaron Rodgers	Green Bay Packers	8.2
4. Patrick Mahomes	Kansas City Chiefs	8.1
5. Josh Allen	Buffalo Bills	7.9
Ryan Tannehill	Tennessee Titans	7.9
Derek Carr	Las Vegas Raiders	7.9
8. Ryan Fitzpatrick	Miami Dolphins	7.8
9. Matthew Stafford	Detroit Lions	7.7
Philip Rivers	Indianapolis Colts	7.7

Highest touchdown-to-interception ratio in 2020:

Player	Team	TDs per INT
1. Aaron Rodgers	Green Bay Packers	9.60
2. Patrick Mahomes	Kansas City Chiefs	6.33
3. Ryan Tannehill	Tennessee Titans	4.71
Deshaun Watson	Houston Texans	4.71
5. Drew Brees	New Orleans Saints	4.00
6. Josh Allen	Buffalo Bills	3.70
7. Tom Brady	Tampa Bay Buccaneers	3.33
8. Ben Roethlisberger	Pittsburgh Steelers	3.30
9. Baker Mayfield	Cleveland Browns	3.25
10. Gardner Minshew	Jacksonville Jaguars	3.20



SINGLE-SEASON FRANCHISE RECORDS

Ryan Tannehill has enjoyed one of the finest three-year statistical runs of any quarterback in Titans/Oilers franchise history. His performances have ranked among the franchise greats in several passing categories, including his 3,734 passing yards in 2021 (fourth in franchise history) and 67.2 completion percentage (third).

In 2019, Tannehill's passer rating of 117.5 ranked first in the NFL and was one of three major single-season passing records he set for the franchise. He also established new benchmarks for completion percentage (70.3) and passing average (9.6).

Single-season passing yardage leaders, franchise history:

Player	Season	Pass Yards
1. Warren Moon	1991	4,690
2. Warren Moon	1990	4,689
3. Ryan Tannehill	2020	3,819
4. Ryan Tannehill	2021	3,734
5. Warren Moon	1989	3,631

Single-season touchdown pass leaders, franchise history:

Player	Season	TD Passes
1. George Blanda	1961	36
2. Ryan Tannehill	2020	33
Warren Moon	1990	33
4. George Blanda	1962	27
5. Marcus Mariota	2016	26

Single-season passer rating leaders, franchise history:

Player	Season	Rating
1. Ryan Tannehill	2019	117.5
2. Ryan Tannehill	2020	106.5
3. Steve McNair	2003	100.4
4. Warren Moon	1990	96.8
5. Marcus Mariota	2016	95.6

Single-season completion percentage leaders, franchise history:

Player	Season	Comp Pct
1. Ryan Tannehill	2019	70.3
2. Marcus Mariota	2018	68.9
3. Ryan Tannehill	2021	67.2
4. Cody Carlson	1992	65.6
5. Ryan Tannehill	2020	65.5

Single-season passing average leaders (yards per attempt), franchise history:

Player	Season	Yards/Att
1. Ryan Tannehill	2019	9.6
2. George Blanda	1961	9.2
3. Steve McNair	2003	8.0
Warren Moon	1990	8.0
5. Ryan Tannehill	2020	7.9
Warren Moon	1988	7.9

Single-season combined passing and rushing touchdown leaders, franchise history:

Player	Season	Pass + Rush TD
1. Ryan Tannehill	2020	40
2. George Blanda	1961	36
3. Warren Moon	1990	35
4. Ryan Tannehill	2021	28
Steve McNair	2003	28
Marcus Mariota	2016	28
George Blanda	1960	28

TANNEHILL'S CAREER 300-YARD PASSING GAMES

Date	Opp	W/L	Att	Cmp	Pct	Yds	TD	Int	Rtg
9/30/12	at Arizona	L	41	26	63.4	431	1	2	86.5
12/21/14	Minnesota	W	47	35	74.5	396	4	1	118.7
12/8/19	at Oakland	W	27	21	77.8	391	3	1	140.4
12/6/20	Cleveland	L	45	29	64.4	389	3	1	104.8
9/18/16	at New England	L	45	32	71.1	387	2	2	93.5
10/18/20	Houston	W	41	30	73.2	366	4	1	122.6
9/20/15	at Jacksonville	L	44	30	68.2	359	2	0	108.0
11/29/15	at N.Y. Jets	L	58	33	56.9	351	3	1	84.8
1/3/16	New England	W	38	25	65.8	350	2	0	112.8
9/19/21	at Seattle	W	40	27	67.5	347	0	0	94.5
12/14/14	at New England	L	47	29	61.7	346	1	2	73.5
11/17/22	at Green Bay	W	27	22	81.5	333	2	1	127.3
11/3/19	at Carolina	L	39	27	69.2	331	1	2	82.3
12/1/13	at N.Y. Jets	W	43	28	65.1	331	2	1	94.2
12/27/15	Indianapolis	L	38	26	68.4	329	0	1	84.2
11/21/21	Houston	L	52	35	67.3	323	1	4	58.4
9/27/20	at Minnesota	W	37	23	62.2	321	0	1	78.8
9/25/16	Cleveland	W	39	25	64.1	319	3	2	93.9
9/15/13	at Indianapolis	W	34	23	67.6	319	1	0	107.4
10/20/19	L.A. Chargers	W	29	23	79.3	312	2	1	120.1
12/15/13	New England	W	37	25	67.6	312	3	0	120.6
11/24/13	Carolina	L	42	28	66.7	310	1	1	86.4
11/8/15	at Buffalo	L	35	26	74.3	307	0	0	100.5
10/6/13	Baltimore	L	40	21	52.5	307	1	0	86.1
10/29/15	at New England	L	44	28	63.6	300	0	2	64.6

TEAM SINGLE-GAME PASSER RATING

On Dec. 20, 2020, **Ryan Tannehill** recorded a 145.8 passer rating against the Detroit Lions. It qualified as the seventh best single-game passer rating in franchise history (minimum 20 attempts) and was Tannehill's second-highest passer rating in a qualifying game (155.3 vs. Oakland on Sept. 23, 2018).

On Sept. 20, 2020, Tannehill posted a 145.7 passer rating against the Jacksonville Jaguars that at the time ranked seventh in team history.

Highest single-game passer ratings in franchise history (min. 20 attempts):

Player	Opp	Date	Att	Cmp	Yds	TD	Int	Rtg
1. Chris Chandler	at Cin	9/24/95	26	23	352	4	0	158.3
2. Marcus Mariota	GB	11/13/16	26	19	295	4	0	149.8
3. Marcus Mariota	Jax	10/27/16	22	18	270	2	0	148.1
4. Marcus Mariota	at Hou	11/26/18	23	22	303	2	0	147.7
5. Steve McNair	Hou	10/12/03	27	18	421	3	0	146.8
6. Warren Moon	at Cle	11/18/90	32	24	322	5	0	146.1
7. Ryan Tannehill	Det	12/20/20	27	21	273	3	0	145.8
8. Ryan Tannehill	Jax	9/20/20	24	18	239	4	0	145.7
9. Warren Moon	Buf	11/26/90	22	16	300	2	0	145.1
10. Chris Chandler	Den	11/26/95	26	18	280	3	0	143.1



LEADING VETERAN QBS ON NEW TEAMS

In 2019, **Ryan Tannehill** set a new standard for veteran quarterbacks in their first year with a new team. Tannehill, who was acquired in a trade after seven years with the Miami Dolphins, had a passer rating of 117.5. No quarterback has ever finished with a passer rating that high in his first season with a new team after playing at least one year with another team.

Brett Favre held the distinction until 2019. In 2009, Favre's 107.2 passer rating with the Minnesota Vikings became the best figure in league annals by a veteran in his first campaign with a new club.

Highest passer rating in a veteran's first season with a new team (through 2019):

Player	Season	New Team	Former Team	Rating
1. Ryan Tannehill	2019	Tennessee	Miami	117.5
2. Brett Favre	2009	Minnesota	N.Y. Jets	107.2
3. Peyton Manning	2012	Denver	Indianapolis	105.8
4. Vinny Testaverde	1998	N.Y. Jets	Baltimore	101.6
5. Kirk Cousins	2018	Minnesota	Washington	99.7
6. Tyrod Taylor	2015	Buffalo	Baltimore	99.4
7. Sam Bradford	2016	Minnesota	Philadelphia	99.3
8. Len Dawson	1962	Dallas Texans	Cleveland	98.3
Case Keenum	2017	Minnesota	L.A. Rams	98.3
10. Brian Griese	2004	Tampa Bay	Miami	97.5

SINGLE-SEASON NFL LEADERS

Ryan Tannehill established the fourth-highest single-season passer rating in NFL history in 2019. His 117.5 passer rating is surpassed in league annals by only **Aaron Rodgers'** 122.5 passer rating in 2011, **Peyton Manning's** 121.1 in 2004 and **Nick Foles'** 119.2 in 2013.

Meanwhile, his 9.6-yard passing average tied for eighth in NFL annals.

NFL all-time single-season passer rating leaders (through 2019):

Player	Team	Season	Rating
1. Aaron Rodgers	Green Bay Packers	2011	122.5
2. Peyton Manning	Indianapolis Colts	2004	121.1
3. Nick Foles	Philadelphia Eagles	2013	119.2
4. Ryan Tannehill	Tennessee Titans	2019	117.5
5. Tom Brady	New England Patriots	2007	117.2
6. Matt Ryan	Atlanta Falcons	2016	117.1
7. Drew Brees	New Orleans Saints	2019	116.3
8. Drew Brees	New Orleans Saints	2018	115.7
9. Peyton Manning	Denver Broncos	2013	115.1
10. Patrick Mahomes	Kansas City Chiefs	2018	113.8

NFL all-time single-season passing average leaders (through 2019):

Player	Team	Season	Yds/Att
1. Sid Luckman	Chicago Bears	1943	10.9
2. Otto Graham	Cleveland Browns	1953	10.6
3. Otto Graham	Cleveland Browns	1947	10.2
4. Norm Van Brocklin	Los Angeles Rams	1954	10.1
5. Ed Brown	Chicago Bears	1956	9.9
Kurt Warner	St. Louis Rams	2000	9.9
7. Otto Graham	Cleveland Browns	1949	9.8
8. Chris Chandler	Atlanta Falcons	1998	9.6
Ryan Fitzpatrick	Tampa Bay Buccaneers	2018	9.6
Ryan Tannehill	Tennessee Titans	2019	9.6

2019 NFL PASSING LEADERS

Ryan Tannehill led the NFL in 2019 with a 117.5 passer rating and a 9.6-yard passing average. He also placed third in completion percentage (70.3) and second in touchdown percentage (7.7).

Tannehill became the organization's only quarterback other than **Steve McNair** in 2003 to lead the NFL in passer rating. New Orleans' **Drew Brees** finished in second place behind Tannehill with a 116.3 passer rating.

Highest passer rating in 2019 (qualifiers only):

Player	Team	Passer Rating
1. Ryan Tannehill	Tennessee Titans	117.5
2. Drew Brees	New Orleans Saints	116.3
3. Lamar Jackson	Baltimore Ravens	113.3
4. Kirk Cousins	Minnesota Vikings	107.4
5. Russell Wilson	Seattle Seahawks	106.3
6. Matthew Stafford	Detroit Lions	106.0
7. Patrick Mahomes	Kansas City Chiefs	105.3
8. Jimmy Garoppolo	San Francisco 49ers	102.0
9. Derek Carr	Oakland Raiders	100.8
10. Dak Prescott	Dallas Cowboys	99.7

Highest completion percentage in 2019 (qualifiers only):

Player	Team	Comp. Pct.
1. Drew Brees	New Orleans Saints	74.3
2. Derek Carr	Oakland Raiders	70.4
3. Ryan Tannehill	Tennessee Titans	70.3
4. Kirk Cousins	Minnesota Vikings	69.1
Jimmy Garoppolo	San Francisco 49ers	69.1
6. Deshaun Watson	Houston Texans	67.3
7. Matt Ryan	Atlanta Falcons	66.2
8. Russell Wilson	Seattle Seahawks	66.1
Lamar Jackson	Baltimore Ravens	66.1
10. Philip Rivers	Los Angeles Chargers	66.0

Highest passing average in 2019 (yards per attempt; qualifiers only):

Player	Team	Yards/Att.
1. Ryan Tannehill	Tennessee Titans	9.6
2. Matthew Stafford	Detroit Lions	8.6
3. Jimmy Garoppolo	San Francisco 49ers	8.4
4. Patrick Mahomes	Kansas City Chiefs	8.3
5. Dak Prescott	Dallas Cowboys	8.2
Jameis Winston	Tampa Bay Buccaneers	8.2
7. Kirk Cousins	Minnesota Vikings	8.1
8. Russell Wilson	Seattle Seahawks	8.0
9. Derek Carr	Oakland Raiders	7.9
Drew Brees	New Orleans Saints	7.9

Highest touchdown percentage in 2019 (qualifiers only):

Player	Team	TD Pct.
1. Lamar Jackson	Baltimore Ravens	9.0
2. Ryan Tannehill	Tennessee Titans	7.7
3. Drew Brees	New Orleans Saints	7.1
4. Matthew Stafford	Detroit Lions	6.5
5. Russell Wilson	Seattle Seahawks	6.0
6. Kirk Cousins	Minnesota Vikings	5.9
7. Jimmy Garoppolo	San Francisco 49ers	5.7
8. Patrick Mahomes	Kansas City Chiefs	5.4
9. Jameis Winston	Tampa Bay Buccaneers	5.3
Deshaun Watson	Houston Texans	5.3

GAMES WITH A 130 PASSER RATING

During the 2019 campaign, **Ryan Tannehill** produced a streak of four consecutive games with a passer rating greater than 130. The run included a 133.9 passer rating against the Kansas City Chiefs (Nov. 10), a 155.8 against the Jacksonville Jaguars (Nov. 24), a 131.2 at the Indianapolis Colts (Dec. 1) and a 140.4 at the Oakland Raiders (Dec. 8).

In franchise history, no quarterback prior to Tannehill had ever produced four consecutive starts with a passer rating of 130 or better (minimum 10 attempts per game). **Marcus Mariota** (2016) was the most recent of six Titans/Oilers signal callers to do so for three games before Tannehill.

Most consecutive games in a single season with a 130 passer rating, franchise history (minimum 10 attempts each game):

Player	Dates	Games
1. Ryan Tannehill	Nov. 10–Dec. 8, 2019	4
2. Marcus Mariota	Nov. 13–Nov. 27, 2016	3
Ryan Fitzpatrick	Nov. 10–Nov. 24, 2013	3
Steve McNair	Dec. 2–Dec. 16, 2001	3
Warren Moon	Oct. 22–Nov. 5, 1989	3
Dan Pastorini	Nov. 11–Nov. 22, 1979	3
George Blanda	Dec. 3–Dec. 17, 1961	3

Tannehill joined **Russell Wilson** (2015) and **John Hadl** (1973) as the only players in NFL history to register four consecutive games with a minimum of 10 pass attempts and a passer rating of at least 130.

Most consecutive games in a single season with a 130 passer rating, NFL history (through 2019; minimum 10 attempts each game):

Player	Team	Dates	Games
1. Ryan Tannehill	Tennessee	Nov. 10–Dec. 8, 2019	4
Russell Wilson	Seattle	Nov. 22–Dec. 13, 2015	4
John Hadl	L.A. Rams	Sept. 16–Oct. 7, 1973	4
4. (several tied)			3

Tannehill registered a total of six single-game passer ratings of 130 or greater in only 10 starts during the 2019 regular season. He tied Wilson with the most such performances in 2019 and also tied for the most by any NFL starting quarterback in any season since 1960. Green Bay's **Aaron Rodgers** (2011) and Dallas' **Tony Romo** (2014) are the only other quarterbacks to accomplish the feat.

In franchise history, former Oilers quarterback **Chris Chandler** previously had the most season games with a 130-plus passer rating, with four in 1995.

Most starts by a quarterback with a passer rating of 130.0 or greater, 1960–2019:

Player	Season	Team	Games
1. Ryan Tannehill	2019	Tennessee Titans	6
Russell Wilson	2019	Seattle Seahawks	6
Tony Romo	2014	Dallas Cowboys	6
Aaron Rodgers	2011	Green Bay Packers	6
5. (seven tied)			5

MOST TD PASSES IN A POSTSEASON

During the 2019 playoffs, **Ryan Tannehill** completed at least one touchdown pass in all three of the team's games and totaled five touchdown passes. Tannehill tied **Warren Moon's** 1991 franchise record for the most touchdown passes in a single postseason.

Most touchdown passes in a single postseason, franchise history:

Player	Season	TD Passes
1. Ryan Tannehill	2019	5
Warren Moon	1991	5
3. Marcus Mariota	2017	4
Warren Moon	1992	4
Dan Pastorini	1978	4
6. Steve McNair	2002	3
George Blanda	1960	3

RYAN TANNEHILL'S GAME-WINNING DRIVES

In his NFL career, quarterback **Ryan Tannehill** has led 27 game-winning drives in the fourth quarter or overtime, including the regular season and postseason. That includes 14 total games with the Titans from 2019 to 2023.

Per the Elias Sports Bureau, a game-winning drive is defined as when a quarterback's team scores on an offensive possession to put the team ahead (whether tied or from behind) for good in the fourth quarter or overtime.

Ryan Tannehill's game-winning drives:

Date/Opp.	Largest 4th Qtr Deficit/Tie	Score of Drive	Drive Start	Tannehill's Drive Stats (Att-Cmp-Yds, TD, Rushing)	Drive Totals	Drive End	Game-Winning Scoring Play	Final Score
Dolphins Career:								
11/25/12 at Sea	14-21	21-21	1:32	4-3-51, 0 TD, 1 rush for 15 yds	7-65-1:32	0:00	D. Carpenter 43-yard FG	24-21
9/22/13 vs. Atl	20-23	20-23	4:46	12-9-69, 1 TD, 0 rushes	13-75-4:08	0:38	Tannehill 1-yard pass to D. Sims	27-23
12/8/13 at Pit	24-28	24-28	4:31	3-3-25, 1 TD, 0 rushes	4-80-1:38	2:53	Tannehill 12-yard pass to C. Clay	34-28
12/15/13 vs. NE	17-20	17-20	4:07	8-6-66, 1 TD, 0 rushes	9-60-2:52	1:15	Tannehill 14-yard pass to M. Thigpen	24-20
12/1/14 at NYJ	6-13	13-13	5:42	5-4-43, 0 TD, 0 rushes	9-57-3:45	1:57	C. Sturgis 26-yard FG	16-13
11/15/15 at Phi	13-16	13-16	3:09 (3rd Q)	3-3-62, 1 TD, 0 rushes	7-87-3:14	14:55	Tannehill 4-yard pass to J. Landry	20-19
1/3/16 vs. NE	10-10	10-10	9:50	4-4-77, 1 TD, 0 rushes	6-82-2:52	6:58	Tannehill 2-yard pass to J. Cameron	20-10
9/25/16 vs. Cle	24-24	24-24	9:39 (OT)	1-1-32, 0 TD, 0 rushes	3-44-1:13	8:26	J. Ajayi 11-yard run	30-24
10/23/16 vs. Buf	14-17	14-17	7:45	1-1-18, 0 TD, 0 rushes	6-64-3:49	3:56	D. Williams 12-yard run	28-25
11/20/16 at LAR	0-10	7-10	2:11	5-5-53, 1 TD, 0 rushes	7-75-1:35	0:36	Tannehill 9-yard pass to D. Parker	14-10
9/23/18 vs. Oak	14-17	14-17	8:06	0-0-0, 0 TD, 1 rush for 18 yds	2-70-0:48	7:18	A. Wilson end around 52-yard pass to J. Grant	28-20
12/2/18 vs. Buf	14-17	14-17	12:00	3-3-25, 1 TD, 0 rushes	6-75-3:18	8:42	Tannehill 13-yard pass to K. Stills	21-17
12/9/18 vs. NE	28-33	28-33	0:07	1-1-69, 1 TD, 0 rushes	1-69-0:07	0:00	K. Drake 69-yard pass play by R. Tannehill	34-33
Titans Career:								
10/20/19 vs. LAC	10-10	10-10	5:20 (3rd Q)	8-6-76, 1 TD, 1 rush for 2 yds	14-85-7:09	13:11	Tannehill 5-yard pass to T. Sharpe	23-20
10/27/19 vs. TB	20-23	20-23	13:49	11-9-85, 1 TD, 0 rushes	12-90-6:54	6:55	Tannehill 8-yard pass to A. Brown	27-23
11/10/19 vs. KC	20-29	27-32	1:21	3-2-43, 1 TD, 1 rush for 18 yds	4-61-0:58	14:37	Tannehill 23-yard pass to A. Humphries	35-32
9/14/20 at Den	13-14	13-14	3:05	7-5-40, 0 TD, 0 rushes	12-83-2:48	0:17	Gostkowski 25-yard FG	16-14
9/20/20 vs. Jax	30-30	30-30	3:29	4-2-10, 0 TD, 0 rushes	8-29-1:53	1:36	Gostkowski 49-yard FG	33-30
9/27/20 at Min	25-30	28-30	3:42	5-4-34, 0 TD, 0 rushes	9-44-1:58	1:44	Gostkowski 55-yard FG	31-30
10/18/20 vs. Hou	29-36	36-36	10:00 (OT)	2-2-55, 0 TD, 0 rushes	6-82-3:30	6:30	Henry 5-yard run	42-36
11/22/20 at Bal	13-21	24-24	7:58 (OT)	3-3-36, 0 TD, 0 rushes	6-73-2:37	5:21	Henry 29-yard run	30-24
1/3/21 at Hou	31-35	38-38	0:18	1-1-52, 0 TD, 0 rushes	3-56-0:18	0:00	Sloman 37-yard FG	41-38
9/19/21 at Sea	16-30	30-30	7:19 (OT)	0-0-0, 0 TD, 0 rushes	5-21-2:34	4:45	Bullock 36-yard FG	33-30
10/18/21 vs. Buf	24-31	27-31	8:01	5-5-58, 0 TD, 0 rushes	8-70-4:56	3:05	Henry 13-yard run	34-31
10/31/21 at Ind	21-24	31-31	5:48 (OT)	1-2-13, 0 TD, 0 rushes	4-5-1:45	4:03	Bullock 44-yard FG	34-31
12/23/21 vs. SF	17-17	17-17	2:16	2-2-10, 0 TD, 2 rushes for 22 yds	8-49-2:16	0:04	Bullock 44-yard FG	20-17
9/17/23 vs. LAC	27-24	24-24	9:32 (OT)	2-2-20, 0 TD, 0 rushes	8-38-4:30	5:02	Folk 41-yard FG	27-24

GAME-WINNING DRIVES FROM 2019-2023

Since the time **Ryan Tannehill** joined the Titans in 2019, he has directed 14 total game-winning drives. Only Raiders quarterback **Derek Carr** (14) and Vikings quarterback **Kirk Cousins** have more in that time period.

In 2023, Tannehill has been credited with one game-winning drive: against the Los Angeles Chargers (Sept. 17).

Per the Elias Sports Bureau, a game-winning drive is defined as when a quarterback's team scores on an offensive possession to put the team ahead (whether tied or from behind) for good in the fourth quarter or overtime.

Quarterbacks with the most game-winning drives from 2019 to 2023 (regular season):

Player	GW Drives
1. Derek Carr	17
2. Kirk Cousins	16
3. Ryan Tannehill	14
Tom Brady	14
5. Justin Herbert	13
6. Russell Wilson	12
Josh Allen	12
8. Aaron Rodgers	11
Patrick Mahomes	11
Ben Roethlisberger	11

BAUGH, MONTANA & TANNEHILL

During the 2019 season, Titans quarterback **Ryan Tannehill** accomplished a statistical feat only reached previously by a pair of Pro Football Hall of Fame quarterbacks.

Tannehill's season statistics included a 70.3 completion percentage and an average of 9.6 yards per passing attempt.

In the history of the NFL, only two previous qualifying passers have enjoyed a season in which they completed at least 70.0 percent of their passes and averaged at least 9.0 yards per attempt: **Sammy Baugh** and **Joe Montana**.

Montana led the San Francisco 49ers to a Super Bowl XXIV title and won the NFL MVP award following a 1989 season in which he completed 70.2 percent of his passes (271 of 386) and averaged 9.1 yards per attempt (3,521 yards).

Baugh directed the Washington Redskins to the NFL Championship game in 1945, while completing 70.3 percent of his passes (128 of 182) and averaging 9.2 yards per attempt (1,669 yards).

Players in NFL history (through 2019) with a completion rate of at least 70.0 percent and a passing average of at least 9.0 yards per attempt (qualifiers only):

Player	Team	Year	Comp %	Yards/Att
Ryan Tannehill	Tennessee	2019	70.3	9.6
Joe Montana	San Francisco	1989	70.2	9.1
Sammy Baugh	Washington	1945	70.3	9.2

MORE TITANS QUARTERBACKS

8 - QB WILL LEVIS

6-4, 229, Rookie, Kentucky

➤ Will Levis was selected by the Titans in the second round (33rd overall) of the 2023 NFL Draft. He was the fourth quarterback chosen in the draft after the Titans traded up in the second round to select him.

➤ He spent two seasons at the University of Kentucky after transferring from Penn State. In four combined college seasons, he appeared in 39 games with 26 starts. He completed 479 of his 738 passes (64.9 percent) for 5,876 yards with 46 touchdowns and 25 interceptions. He also rushed for 742 yards and 17 touchdowns.



➤ At Kentucky, Levis went 17-7 as a starter, tying Terry Wilson for the second-most quarterback wins since 1993. The two-time team captain completed 418 of 636 passes for 5,233 yards with 43 passing touchdowns and 11 rushing scores for the Wildcats. His six 300-yard passing games were the fourth-most in school history.

➤ As a senior in 2022, he started 11 games at quarterback and connected on 185 of 283 passes for 2,406 yards with 19 passing scores, while ranking fourth in the SEC in pass efficiency (151.9). He finished fifth in the SEC with 19 passing scores.

➤ As a junior in 2021, he transferred from Penn State to Kentucky and started in all 13 games, helping to lead UK to 10 wins for the fourth time in school history. He totaled 3,203 yards total offense, becoming the seventh player in school history to reach 3,000 yards of total offense in a season. He was 233-of-353 passing for 2,826 yards and 24 touchdowns, and he also registered 107 rushes for 376 yards and a team-high tying nine rushing touchdowns.

➤ He is a native of Madison, Conn.

7 - QB MALIK WILLIS

6-1, 219, 2nd Year, Liberty

➤ Malik Willis was selected by the Titans in the third round (86th overall) of the 2022 NFL Draft.

➤ In 2022, he appeared in eight games with three starts as a rookie. He completed 31 of 61 passes for 276 yards with three interceptions and also rushed for 123 yards and a touchdown.

➤ He was the third quarterback drafted in 2022 after the Titans traded up four spots in the third round to select him.

➤ Willis spent three total years at Liberty, including a 2019 redshirt campaign, after transferring from Auburn. In four total seasons, he registered 38 games played with 23 starts, completing 388 of 618 passes for 5,186 yards and 48 touchdowns with 18 interceptions. He also rushed for 2,131 yards and 29 touchdowns on 366 career rushing attempts.

➤ During his two seasons as Liberty's starting signal caller, he directed the Flames to a 17-6 record in 23 starts, including two bowl victories. During those two seasons he led the FBS with 74 total passing (47) and rushing (27) touchdowns.

➤ In his final season at Liberty in 2021, Willis led the Flames to an 8-5 record and a bowl win. He completed 207 of 339 passes for 2,857 yards and 27 touchdowns to go along with 197 rushing attempts for 878 yards and 13 touchdowns.

➤ Willis was named the 2021 Bobby Bowden Trophy winner. The award is presented annually to "a college football player who epitomizes a student-athlete of faith and conducts himself as an exemplary model in the classroom, on the field, on the campus and in the community."

➤ As a junior in 2020, he started all 10 games in which he played in his first season as Liberty's quarterback after sitting out 2019 due to transfer rules. He won each of his first seven career starts and completed 170 of 265 passes for 2,260 yards, 20 touchdowns and six interceptions during the season. He added 141 rushing attempts for 944 yards and 14 touchdowns, leading all FBS quarterbacks in rushing yards and touchdowns.

➤ He is a native of Atlanta, Ga.



TITANS RUNNING BACKS


No.	Name	Ht	Wt	Exp	College
36	Chestnut, Julius	5-11	228	2	Sacred Heart
25	Haskins, Hassan *	6-2	228	2	Michigan
22	Henry, Derrick	6-3	247	8	Alabama
32	Spears, Tyjae	5-11	195	R	Tulane

* Commissioner's exempt list

#22 • RB DERRICK HENRY

6-3, 247, 8th Year, Alabama

[Click for complete bio](#)



Running back **Derrick Henry** is in his eighth NFL season in 2023. He was selected by the Titans with the 45th overall pick in the second round of the 2016 NFL Draft.

From the time he entered the NFL in 2016 through 2022, Henry rushed for 8,335 yards and 78 yards on 1,750 attempts. No NFL player rushed for more yards or touchdowns than he did during that timespan.

Henry's 78 career rushing touchdowns and 81 total touchdowns (three receiving) at the conclusion of the 2022 campaign were the most in franchise history. He also finished the season third in career rushing yards behind only **Eddie George** (10,009) and **Earl Campbell** (8,574).

Henry tallied 34 100-yard rushing games from 2016 to 2022 (regular season), which ranks fourth in team annals behind Campbell (39), George (36) and **Chris Johnson** (35). Additionally, Henry has authored three career postseason performances with 100-plus rushing yards. Henry's six career 200-yard rushing games are tied with **O.J. Simpson** and **Adrian Peterson** for the most in NFL history, and his six career games with at least 200 rushing yards and at least two rushing touchdowns are the most.

Henry was named to his third Pro Bowl in 2022 after finishing the season with 1,538 yards and 13 touchdowns on 349 rushing attempts (4.4 avg.). He finished second in the NFL in rushing yards behind Las Vegas Raiders tailback **Josh Jacobs** (1,653). His yardage total was the third-best of his career and ranked sixth in franchise history. With a career-high 398 receiving yards, his 1,936 scrimmage yards ranked fifth in franchise history and was the second-best number of his career (2,141 in 2020). His nine 100-yard rushing games ranked fifth in franchise history.

In 2021, Henry's season was affected by a foot injury that caused him to be placed on injured reserve for the final nine games of the regular season. Prior to the injury, he was leading the NFL with 937 rushing yards and 10 rushing touchdowns, numbers that still ranked ninth and tied for sixth, respectively, at the conclusion of the regular season. He returned to start in the team's divisional playoff contest and rushed for 62 yards and one score.

Henry was honored in 2021 with his first career nomination for the NFL's Walter Payton Man of the Year Award.

In 2020, Henry was named the Associated Press NFL Offensive Player of the Year after an historic campaign in which he totaled 378 rushing attempts for 2,027 yards and 17 touchdowns. His rushing yardage total established a new franchise record and led the NFL. As the eighth player in NFL annals to hit the 2,000-yard mark, his 2,027 yards finished fifth on the all-time single-season rushing charts. He was recognized with his second consecutive Pro Bowl, named first-team Associated Press All-Pro, and won the FedEx Ground Player of the Year Award for the second consecutive year.

Henry was a first-time team captain in 2020. He started all 16 regular season games for the first time and became the first player since Tomlinson (2006-07) to lead the NFL in rushing yards in consecutive years. He was the first player in more than 50 years to lead the league in rushing yards, attempts and rushing touchdowns in consecutive seasons and the fifth player ever to do so. The most recent prior to him was Cleveland's **Leroy Kelly** from 1967 to 1968.

Henry's 17 rushing touchdowns in 2020 set a career high and finished

as the second-best total in franchise history behind Campbell's 19 rushing touchdowns in 1979.

In 2019, Henry was named to his first Pro Bowl and added second-team Associated Press All-Pro honors after leading the NFL in rushing. In 15 games, he totaled 1,540 yards on 303 carries (5.1 avg.), joining **Billy Cannon** (AFL, 1961), Campbell (1978-80) and Johnson (2009) as the only running backs in franchise history to lead their respective leagues in rushing. At the time, Henry's single-season total ranked fourth in franchise annals behind Johnson's 2009 total (2,006) and Campbell's 1979 (1,697) and 1980 (1,934) performances.

With 16 rushing touchdowns in 2019, Henry tied for the NFL lead (**Aaron Jones**). Adding his two receiving touchdowns, his 18 total touchdowns were third in the NFL and tied for second in franchise annals (19 by Campbell in 1979; 18 by **Bill Groman** in 1961).

Henry's performance late in the 2019 season was instrumental in the team's run to the AFC championship game. Over the final six games of the regular season plus three playoff appearances, Henry registered seven 100-yard games. During a three-game stretch (Dec. 29 at Houston, Jan. 4 at New England and Jan. 11 at Baltimore), he became the first player in NFL history to rush for at least 180 yards in three consecutive regular season and/or postseason games.

Henry authored his first career 1,000-yard season in 2018 and the 28th 1,000-yard rushing season in franchise history, totaling 1,059 yards and 12 touchdowns on 215 carries—all then-career highs.

His 2018 rushing yardage ranked second in the AFC to **Joe Mixon's** 1,168 yards, and he finished seventh in the NFL. Henry's 12 rushing touchdowns tied **James Connor** for third place in the NFL behind **Todd Gurley** (17) and **Alvin Kamara** (14).

Henry was named AFC Offensive Player of the Month for December 2018. His 625 rushing yards in the month were the most by any NFL player in any month during the season.

Against the Jacksonville Jaguars on Dec. 6, 2018, Henry recorded one of the greatest single games in franchise history in front of a national primetime television audience. He broke Johnson's single-game franchise record (228) with 238 rushing yards, including a 99-yard touchdown run—one of his four touchdowns in the contest. He joined **Tony Dorsett** as the only two players in NFL history to rush for a 99-yard score.

In 2017, Henry shared time in the Titans backfield with **DeMarco Murray**. Henry led the team with 744 rushing yards on 176 carries, and he added 11 receptions for 136 yards and a touchdown. His five rushing touchdowns tied for second on the club.

As a rookie in 2016, Henry played in 15 games with one start, splitting reps in the backfield with Murray. He carried the ball 110 times for 490 yards and five touchdowns and added 137 yards on 13 receptions. Henry became the third rookie for the franchise in the "Titans era" to score at least five touchdowns in a season, joining **Vince Young** (seven rushing touchdowns in 2006) and Johnson (nine rushing and one receiving in 2008).

The Heisman Trophy winner played three seasons (2013–2015) at the University of Alabama, where he set numerous school and SEC records while helping his team win a National Championship in 2015. He played in 39 games and totaled 602 carries for 3,591 yards and 42 rushing touchdowns and added 285 yards on 17 career receptions with three receiving scores. During Alabama's victory over Clemson in the 2016 College Football Playoff National Championship, he broke **Shaun Alexander's** record for most career rushing yards in Alabama history.

In his final collegiate season, Henry rushed for an Alabama and Southeastern Conference record 2,219 yards, which led the nation and ranked fifth in FBS history. He recorded 100-yard rushing games 10 times and had four 200-yard games during the season. His 28 rushing touchdowns were a national best and an SEC record, snapping **Tim Tebow** and **Tre Mason's** old mark of 23. In addition to the Heisman, he also won



the Doak Walker Award, Walter Camp Award and Maxwell Award, among a multitude of other honors.

Henry is a native of Yulee, Fla.

2023 Game Notes:

➤ **At New Orleans (9/10)**, led the team with 119 scrimmage yards, including 63 rushing yards on 15 carries and 56 receiving yards on a pair of catches. He registered his 43rd career game with at least 100 scrimmage yards. His 18-yard run in the first quarter helped set up a Titans field goal. In the second quarter, he took a screen pass 46 yards to record the fifth-longest reception of his career.

➤ **Against the Los Angeles Chargers (9/17)**, led the team with 95 scrimmage yards, including a team-high 80 rushing yards on 25 attempts and three receptions for 15 yards. It was the 36th regular-season game of his career with a minimum of 80 rushing yards and a rushing touchdown. He scored his first touchdown of the season and the 79th rushing touchdown of his career on a one-yard plunge in the second quarter.

Henry's Career Regular Season Statistics:

Year	GP	GS	Att	Yds	Avg	Lg	TD	Rec	Yds	Avg	Lg	TD
2016	15	2	110	490	4.5	22	5	13	137	10.5	29	0
2017	16	2	176	744	4.2	75t	5	11	136	12.4	66t	1
2018	16	12	215	1,059	4.9	99t	12	15	99	6.6	21	0
2019	15	15	303	1,540	5.1	74t	16	18	206	11.4	75t	2
2020	16	16	378	2,027	5.4	94t	17	19	114	6.0	53	0
2021	8	8	219	937	4.3	76t	10	18	154	8.6	16	0
2022	16	16	349	1,538	4.4	56	13	33	398	12.1	69	0
2023	2	2	40	143	3.6	23	1	5	71	14.2	46	0
Totals	104	73	1,790	8,478	4.7	99t	79	132	1,315	10.0	75t	3

Henry's Career Postseason Statistics:

Year	GP	GS	Att	Yds	Avg	Lg	TD	Rec	Yds	Avg	Lg	TD
2017	2	2	35	184	5.3	35t	1	5	56	11.2	29	0
2019	3	3	83	446	5.4	66	2	5	21	4.2	22	0
2020	1	1	18	40	2.2	8	0	3	11	3.7	7	0
2021	1	1	20	62	3.1	9	1	0	0	-	-	0
Totals	7	7	156	732	4.7	66	4	13	88	6.8	29	0

Henry's Regular Season Single-Game Highs:

- Rushing Attempts** - 35 at Seattle (9/19/21)
- Rushing Yards** - 250 at Houston (1/3/21)
- Long Rush** - 99t vs. Jacksonville (12/6/18)
- Rushing Touchdowns** - 4 vs. Jacksonville (12/6/18)
- Receptions** - 6 at Seattle (9/19/21)
- Receiving Yards** - 79 vs. Cincinnati (11/27/22)
- Long Reception** - 75t at Cleveland (9/8/19)
- Receiving Touchdowns** - 1 (Three times, last at Carolina, 11/3/19)

Henry's Playoff Single-Game Highs:

- Rushing Attempts** - 34 at New England (1/4/20)
- Rushing Yards** - 195 at Baltimore (1/11/20)
- Long Rush** - 66 at Baltimore (1/11/20)
- Rushing Touchdowns** - 1 (Four times, last vs. Cincinnati, 1/22/22)
- Receptions** - 3 (Twice, last vs. Baltimore, 1/10/21)
- Receiving Yards** - 35 at Kansas City (1/6/18)
- Long Reception** - 29 at Kansas City (1/6/18)
- Receiving Touchdowns** - (none)

2022 RUSHING LEADERS

Titans running back **Derrick Henry** ranked second in the NFL in rushing in 2022 with 1,538 yards. He trailed only Raiders running back **Josh Jacobs** (1,653).

NFL rushing yardage leaders in 2022:

Player	Team	Rushing Yards
1. Josh Jacobs	Las Vegas Raiders	1,653
2. Derrick Henry	Tennessee Titans	1,538
3. Nick Chubb	Cleveland Browns	1,525
4. Saquon Barkley	New York Giants	1,312
5. Miles Sanders	Philadelphia Eagles	1,269
6. Dalvin Cook	Minnesota Vikings	1,173
7. Justin Fields	Chicago Bears	1,143
8. Christian McCaffrey	San Francisco 49ers	1,139
9. Travis Etienne	Jacksonville Jaguars	1,125
10. Aaron Jones	Green Bay Packers	1,121

FRANCHISE ALL-TIME LEADERS

On Dec. 11, 2022, Titans running back **Derrick Henry** passed **Chris Johnson** (7,965 career rushing yards) for third place on the franchise's all-time rushing list. Henry trails only **Eddie George** (10,009) and **Earl Campbell** (8,574) on the list.

Franchise all-time rushing leaders:

Player	Seasons	Rushing Yards
1. Eddie George	1996–2003	10,009
2. Earl Campbell	1978–1984	8,574
3. Derrick Henry	2016–2023	8,478
4. Chris Johnson	2008–2013	7,965
5. Lorenzo White	1988–1994	4,079
6. Hoyle Granger	1966–1970, 1972	3,514
7. Steve McNair (QB)	1995–2005	3,439
8. Mike Rozier	1985–1990	3,426
9. Charles Tolar	1960–1966	3,277
10. Ronnie Coleman	1974–1981	2,769

On Nov. 6, 2022, Henry moved into first place in franchise history for career rushing touchdowns. With his 74th rushing touchdown, he passed Campbell (73 career rushing touchdowns) for the franchise lead.

Most career rushing touchdowns in franchise history:

Player	Seasons	Rushing TDs
1. Derrick Henry	2016–2023	79
2. Earl Campbell	1978–1984	73
3. Eddie George	1996–2003	64
4. Chris Johnson	2008–2013	50
5. Steve McNair	1995–2005	36
6. Lorenzo White	1988–1994	29
7. Mike Rozier	1985–1990	27
8. LenDale White	2006–2009	24
9. (three tied)		21

On Oct. 30, 2022, Henry scored two touchdowns at Houston to establish the franchise's all-time career touchdown record. His 75th career touchdown broke George's mark of 74 (64 rushing, 10 receiving), followed Campbell (73 rushing) with 73.

Most total touchdowns in franchise history:

Player	Seasons	Rush TDs	Rec TDs	Ret TDs	Total TDs
1. Derrick Henry	2016–2023	79	3	0	82
2. Eddie George	1996–2003	64	10	0	74
3. Earl Campbell	1978–1984	73	0	0	73
4. Chris Johnson	2008–2013	50	8	0	58
5. Charlie Hennigan	1960–1966	0	51	0	51
6. Ken Burrough	1971–1981	1	47	0	48
Ernest Givins	1986–1994	1	46	1	48
8. Drew Hill	1985–1991	0	47	0	47
Haywood Jeffires	1987–1995	0	47	0	47
10. Derrick Mason	1997–2004	0	37	3	40

On Dec. 18, 2022, Henry surpassed Campbell (9,292 scrimmage yards) for third place on the franchise's all-time scrimmage yards list. Only George (12,153) and Johnson (9,968) have more than Henry.

Most career scrimmage yards in franchise history:

Player	Seasons	Rushing Yards	Receiving Yards	Scrimmage Yards
1. Eddie George	1996–2003	10,009	2,144	12,153
2. Chris Johnson	2008–2013	7,965	2,003	9,968
3. Derrick Henry	2016–2023	8,478	1,315	9,793
4. Earl Campbell	1978–1984	8,574	718	9,292
5. Ernest Givins	1986–1994	345	7,935	8,280
6. Drew Hill	1985–1991	1	7,477	7,478
7. Ken Burrough	1971–1981	59	6,906	6,965
8. Charlie Hennigan	1960–1966	0	6,823	6,823
9. Haywood Jeffires	1987–1995	0	6,119	6,119
10. Derrick Mason	1997–2004	2	6,114	6,116

NFL LEADERS SINCE HENRY'S ROOKIE YEAR

Since he entered the NFL as a second-round draft pick in 2016, **Derrick Henry** leads the NFL in rushing yards. Henry has accomplished the feat despite not being the Titans' regular starter until 2018.

NFL rushing yards leaders since 2016:

Player	Rushing Yards
1. Derrick Henry	8,478
2. Ezekiel Elliott	8,304
3. Nick Chubb	6,447
4. Dalvin Cook	6,033
5. Melvin Gordon	5,821
6. Joe Mixon	5,493
7. Aaron Jones	5,325
8. Alvin Kamara	5,135
9. Christian McCaffrey	4,994
10. Todd Gurley	4,976

Henry leads the NFL in rushing touchdowns since entering the league. From 2016 to 2022, his 78 rushing touchdowns were 10 more than the next-closest rusher on the list, **Ezekiel Elliott** (68).

NFL rushing touchdown leaders since 2016:

Player	Rushing TDs
1. Derrick Henry	79
2. Ezekiel Elliott	68
3. Todd Gurley	57
4. Melvin Gordon	55
5. Alvin Kamara	49
6. Nick Chubb	48
Latavius Murray	48
8. Dalvin Cook	47
9. James Conner	45
10. Aaron Jones	44

1,000 SCRIMMAGE YARDS/10 RUSHING TDs

In 2022, Titans running back **Derrick Henry** became the organization's third player to reach the 1,000-yard scrimmage mark in five consecutive seasons, joining **Eddie George** (eight consecutive seasons) and **Chris Johnson** (six). Henry's 2022 statistics included 1,538 rushing yards and 398 receiving yards for a total of 1,936 scrimmage yards.

With 13 rushing touchdowns in 2022, Henry recorded his fifth consecutive campaign with at least 10 rushing touchdowns. In NFL history, only Henry, **LaDainian Tomlinson** (nine consecutive seasons), **Adrian Peterson** (seven), **Shaun Alexander** (five) and **Michael Turner** (five) have done so.

Furthermore, Henry joined Tomlinson (eight), Peterson (seven) and Alexander (five) as the NFL's only players to reach both the 1,000-yard scrimmage mark and 10 rushing touchdowns in five consecutive seasons.

Players who have accumulated at least 1,000 scrimmage yards and 10 rushing touchdowns for five consecutive seasons:

Player	Team	Seasons	Total
1. LaDainian Tomlinson	San Diego Chargers	2001–2008	8
2. Adrian Peterson	Minnesota Vikings	2007–2013	7
3. Derrick Henry	Tennessee Titans	2018–2022	5
Shaun Alexander	Seattle Seahawks	2001–2005	5

1,000 RUSH YARDS/12 TOUCHDOWNS

From 2018 to 2022, **Derrick Henry** reached the 1,000-yard and 12-touchdown rushing marks in four out of five seasons, including rushing for 1,538 yards and 13 scores in 2022. He became the eighth player in NFL history to tally four or more seasons in which he rushed for at least 1,000 rushing yards and 12 touchdowns. He joined **Emmitt Smith** (six), **LaDainian Tomlinson** (six), **Shaun Alexander** (five), **Adrian Peterson** (four), **Eric Dickerson** (four), **Earl Campbell** (four) and **Jim Brown** (four).

Most seasons in NFL history with 1,000 rushing yards and 12 rushing touchdowns:

Player	Seasons
1. LaDainian Tomlinson	6
Emmitt Smith	6
3. Shaun Alexander	5
4. Derrick Henry	4
Adrian Peterson	4
Eric Dickerson	4
Earl Campbell	4
Jim Brown	4

From 2018 to 2020, Henry accomplished the feat in three consecutive seasons. He became the first NFL player since Tomlinson (2002-07) and the ninth player in NFL history to record at least three consecutive seasons in which he rushed for at least 1,000 yards and 12 touchdowns. His streak was broken in 2021 with 937 yards and 10 rushing touchdowns when he was placed on injured reserve after eight games.

Players in NFL history with 1,000 rushing yards and 12 rushing touchdowns in three consecutive seasons:

Player	Team	Seasons	Total
Derrick Henry	Tennessee	2018–2020	3
LaDainian Tomlinson	San Diego	2002–2007	6
Rudi Johnson	Cincinnati	2004–2006	3
Shaun Alexander	Seattle	2001–2005	5
Terrell Davis	Denver	1996–1998	3
Emmitt Smith	Dallas	1994–1996	3
Barry Sanders	Detroit	1989–1991	3
Eric Dickerson	L.A. Rams	1983–1985	3
Earl Campbell	Houston	1978–1980	3

RUSHING TDs IN FIRST 7 SEASONS

Derrick Henry's 13 rushing touchdowns in 2022 gave him 78 total rushing touchdowns in the first seven seasons of his career. In NFL history, only six players reached the end zone more times in their first seven seasons than Henry: **LaDainian Tomlinson** (115), **Emmitt Smith** (108), **Shaun Alexander** (96), **Adrian Peterson** (86), **Jim Brown** (82) and **Eric Dickerson** (82).

Most rushing touchdowns in a player's first seven NFL seasons:

Player	Team(s)	Rushing Touchdowns
1. LaDainian Tomlinson	San Diego Chargers	115
2. Emmitt Smith	Dallas Cowboys	108
3. Shaun Alexander	Seattle Seahawks	96
4. Adrian Peterson	Minnesota Vikings	86
5. Jim Brown	Cleveland Browns	82
Eric Dickerson	Indianapolis Colts/L.A. Rams	82
7. Derrick Henry	Tennessee Titans	78
8. Earl Campbell	Houston Oilers/New Orleans Saints	73
Barry Sanders	Detroit Lions	73
Jim Taylor	Green Bay Packers	73

HENRY'S CAREER 100-YARD RUSHING GAMES

Date	Opp	W/L	No.	Yds.	Avg.	Lg	TD
1/3/21	at Houston	W	34	250	7.4	52t	2
12/6/18	Jacksonville	W	17	238	14.0	99t	4
10/30/22	at Houston	W	32	219	6.8	41	2
12/13/20	at Jacksonville	W	26	215	8.3	47	2
10/18/20	Houston	W	22	212	9.6	94t	2
12/29/19	at Houston	W	32	211	6.6	53t	3
1/11/20	at Baltimore*	W	30	195	6.5	66	0
11/10/19	Kansas City	W	23	188	8.2	68t	2
9/19/21	at Seattle	W	35	182	5.2	60t	3
1/4/20	at New England*	W	34	182	5.4	29	1
11/29/20	at Indianapolis	W	27	178	6.6	31	3
12/16/18	at N.Y. Giants	W	33	170	5.2	22	2
11/24/19	Jacksonville	W	19	159	8.4	74t	2
10/3/21	at N.Y. Jets	L	33	157	4.8	22	1
1/6/18	at Kansas City*	W	23	156	6.8	35t	1
12/1/19	at Indianapolis	W	26	149	5.7	34	1
12/20/20	Detroit	W	24	147	6.1	33	1
10/18/21	Buffalo	W	20	143	7.2	76t	3
11/22/20	at Baltimore	W	28	133	4.8	29t	1
10/16/17	Indianapolis	W	19	131	6.9	72t	1
10/10/21	at Jacksonville	W	29	130	4.5	15	3
10/23/22	Indianapolis	W	30	128	4.3	23	0
12/24/22	Houston	L	23	126	5.5	48t	1
12/11/22	Jacksonville	L	17	121	7.1	50	1
9/27/20	at Minnesota	W	26	119	4.6	16	2
9/14/20	at Denver	W	31	116	3.7	13	0
11/6/22	at Kansas City	L	17	115	6.8	56	2
10/2/22	at Indianapolis	W	22	114	5.2	19t	1
9/26/21	Indianapolis	W	28	113	4.0	19	0
11/1/20	at Cincinnati	L	18	112	6.2	21	1
1/7/23	at Jacksonville	L	30	109	3.6	14	0
12/3/17	Houston	W	11	109	9.9	75t	1
12/18/22	at L.A. Chargers	L	21	104	5.0	13	1
11/12/20	Indianapolis	L	19	103	5.4	20	0
12/8/19	at Oakland	W	18	103	5.7	24	2
10/9/22	at Washington	W	28	102	3.6	15	2
9/29/19	at Atlanta	W	27	100	3.7	16	0

* Playoffs





65+ YARD SCRIMMAGE TOUCHDOWNS

Since the beginning of the 2017 campaign, **Derrick Henry** has scored nine total touchdowns—seven rushing and two receiving—that went for 65 yards or more. He is tied for the NFL lead in that time period.

Most scrimmage touchdowns of 65-plus yards, 2017-23:

Player	65+ Yard Scrimmage Touchdowns
1. Derrick Henry	9
Tyreek Hill	9
3. A.J. Brown	5
Robbie Chosen	5
JuJu Smith-Schuster	5
5. Jamal Agnew	4
Saquon Barkley	4
Ja'Marr Chase	4
Kenyan Drake	4
Jakeem Grant	4
Cooper Kupp	4
Jonathan Taylor	4
Marquez Valdes-Scantling	4

Derrick Henry's career scrimmage touchdowns of 65-plus yards:

Date	Opponent	Rush/Rec	Yards
Dec. 6, 2018	Jacksonville	Rushing	99
Oct. 18, 2020	Houston	Rushing	94
Oct. 18, 2021	Buffalo	Rushing	76
Sept. 9, 2019	at Cleveland	Receiving	75
Dec. 3, 2017	Houston	Rushing	75
Nov. 24, 2019	Jacksonville	Rushing	74
Oct. 16, 2017	Indianapolis	Rushing	72
Nov. 10, 2019	Kansas City	Rushing	68
Dec. 31, 2017	Jacksonville	Receiving	66

RUSHING TDS OF 50+ YARDS

Since he entered the NFL as a second-round draft pick in 2016, **Derrick Henry** has had a league-high 11 touchdown runs of at least 50 yards.

Chris Johnson (11) and **DeMarco Murray** (two) are the only other Tennessee players in the "Titans era" (1999–present) with more than one total rushing touchdown of at least 50 yards.

Most rushing touchdowns of 50 yards or more from 2016–2023:

Player	Rushing TDs
1. Derrick Henry	11
2. Saquon Barkley	6
3. Nick Chubb	5
4. Kenyan Drake	4
Christian McCaffrey	4
Jonathan Taylor	4
Dalvin Cook	4
8. Isaiah Crowell	3
Justin Fields	3
Aaron Jones	3
Tony Pollard	3
Miles Sanders	3

RUSHING YARDS SINCE WEEK 14 OF 2018

Since Dec. 6, 2018, when **Derrick Henry** set a then-franchise record with 238 rushing yards in a game against Jacksonville, he has been the NFL's rushing leader. He has nearly 1,000 more yards than any other player since that time.

NFL rushing yards leaders since Week 14 of 2018:

Player	Rushing Yards
1. Derrick Henry	6,770
2. Nick Chubb	5,753
3. Dalvin Cook	5,367
4. Josh Jacobs	4,786
5. Ezekiel Elliott	4,541
6. Aaron Jones	4,235
7. Lamar Jackson	4,125
8. Joe Mixon	4,112
9. Jonathan Taylor	3,841
10. Miles Sanders	3,780

RUSHING IN THE FOURTH QUARTER

Since 2017, running back **Derrick Henry** has accumulated more rushing yards in the fourth quarter than any other NFL running back, including a league-high 523 fourth-quarter rushing yards in 2020.

Most fourth-quarter rushing yards from 2017–2023:

Player	Att	Yards	Avg	TD
1. Derrick Henry	430	2,121	4.9	16
2. Nick Chubb	303	1,847	6.1	17
3. Ezekiel Elliott	332	1,371	4.1	14
4. Kareem Hunt	303	1,369	4.5	13
5. Dalvin Cook	278	1,230	4.4	11
6. Joe Mixon	305	1,185	3.9	12
7. Melvin Gordon	262	1,183	4.5	9
8. Alvin Kamara	289	1,159	4.0	12
9. Kenyan Drake	243	1,159	4.8	11
10. Aaron Jones	216	1,084	5.0	7

ACTIVE RUSHING AVERAGE LEADERS BY RBs

Among active NFL running backs, **Derrick Henry** ranks among the career leaders in rushing average (min. 750 career rushing attempts).

Best career rushing average among all active NFL running backs (minimum 750 career attempts):

Player	Rushing Average
1. Nick Chubb	5.3
2. Aaron Jones	5.1
Jonathan Taylor	5.1
4. Miles Sanders	5.0
5. Derrick Henry	4.7
Christian McCaffrey	4.7
7. Austin Ekeler	4.6
Dalvin Cook	4.6
9. Alvin Kamara	4.5
10. Saquon Barkley	4.4
Ezekiel Elliott	4.4
Josh Jacobs	4.4

FRANCHISE SINGLE-SEASON RUSHING

Derrick Henry recorded the top rushing season in franchise history with 2,027 rushing yards in 2020. He now owns three of the top six rushing seasons in franchise annals.

In 2019, Henry led the NFL with 1,540 yards, which is the fifth-best total for a single Titans/Oilers season. His 2022 total of 1,538 yards ranks sixth.

Most rushing yards in a season, franchise history:

Player	Season	Att	Yds	Avg	Long	TD
1. Derrick Henry	2020	378	2,027	5.4	94t	17
2. Chris Johnson	2009	358	2,006	5.6	91	14
3. Earl Campbell	1980	373	1,934	5.2	55	13
4. Earl Campbell	1979	368	1,697	4.6	61	19
5. Derrick Henry	2019	303	1,540	5.1	74	16
6. Derrick Henry	2022	349	1,538	4.4	56	13
7. Eddie George	2000	403	1,509	3.7	35	14
8. Earl Campbell	1978	302	1,450	4.8	81	13
9. Eddie George	1997	357	1,399	3.9	30	6
10. Earl Campbell	1981	361	1,376	3.8	43	10

FRANCHISE SINGLE-SEASON RUSHING TDs

Derrick Henry's 17 rushing touchdowns in 2020 gave him the second-highest single-season total in team history. Only **Earl Campbell**—with 19 rushing touchdowns in 1979—had more.

Most rushing touchdowns in a season, franchise history:

Player	Season	Rushing TDs
1. Earl Campbell	1979	19
2. Derrick Henry	2020	17
3. Derrick Henry	2019	16
4. LenDale White	2008	15
5. Eddie George	2000	14
Chris Johnson	2009	14
7. Derrick Henry	2022	13
Earl Campbell	1978	13
Earl Campbell	1980	13
10. Derrick Henry	2018	12
Earl Campbell	1983	12
Eddie George	2002	12

SINGLE-SEASON SCRIMMAGE YARDS

Derrick Henry owns three of the top 10 seasons in franchise history in scrimmage yards production. His 2020 campaign in which he totaled 2,141 scrimmage yards ranks second for the franchise behind only **Chris Johnson's** NFL record-setting 2,509 yards in 2009. Henry's 1,936 scrimmage yards in 2022, including 1,538 rushing and 398 receiving yards, ranks fifth for the organization.

Most scrimmage yards in a season, franchise history:

Player	Season	Rushing Yards	Receiving Yards	Scrimmage Yards
1. Chris Johnson	2009	2,006	503	2,509
2. Derrick Henry	2020	2,027	114	2,141
3. Earl Campbell	1980	1,934	47	1,981
4. Eddie George	2000	1,509	453	1,962
5. Derrick Henry	2022	1,538	398	1,936
6. Lorenzo White	1992	1,226	641	1,867
7. Earl Campbell	1979	1,697	94	1,791
8. Eddie George	1999	1,304	458	1,762
9. Derrick Henry	2019	1,540	206	1,746
Charley Hennigan	1961	0	1,746	1,746



SINGLE-GAME FRANCHISE RUSHING

On Jan. 3, 2021, **Derrick Henry** rushed for 250 yards to break his own franchise single-game record. He now owns six of the top nine single-game rushing totals in team annals.

Most rushing yards in a game, franchise history:

Player	Date	Opponent	Rushing Yards
1. Derrick Henry	1/3/21	at Houston	250
2. Derrick Henry	12/6/18	Jacksonville	238
3. Chris Johnson	11/1/09	Jacksonville	228
4. Derrick Henry	10/30/22	at Houston	219
5. Eddie George	8/31/97	Oakland	216
Billy Cannon	12/10/61	at New York	216
7. Derrick Henry	12/13/20	at Jacksonville	215
8. Derrick Henry	10/18/20	Houston	212
9. Derrick Henry	12/29/19	at Houston	211
10. Earl Campbell	11/16/80	at Chicago	203
Earl Campbell	10/19/80	Tampa Bay	203

2021 NFL RUSHING LEADERS

Despite having not played from Week 9 to Week 18 due to injury, Titans running back **Derrick Henry** ranked ninth in the NFL in rushing in 2021 after taking the league's rushing crown for the 2019 and 2020 seasons.

Henry also tied for sixth place in the NFL in 2021 with 10 rushing touchdowns.

NFL rushing leaders in 2021:

Player	Team	Games	Rushing Yards
1. Jonathan Taylor	Indianapolis Colts	17	1,811
2. Nick Chubb	Cleveland Browns	14	1,259
3. Joe Mixon	Cincinnati Bengals	16	1,205
4. Najee Harris	Pittsburgh Steelers	17	1,200
5. Dalvin Cook	Minnesota Vikings	13	1,159
6. Antonio Gibson	Washington Football Team	16	1,037
7. Ezekiel Elliott	Dallas Cowboys	17	1,002
8. Elijah Mitchell	San Francisco 49ers	11	963
9. Derrick Henry	Tennessee Titans	8	937
10. Damien Harris	New England Patriots	15	929

2020 NFL RUSHING LEADERS

Titans running back **Derrick Henry** won the NFL's 2020 rushing title with 2,027 yards in 2020, outdistancing the next-closest competitor by 470 yards (1,557 by **Dalvin Cook**).

Henry became the first player to lead the NFL in rushing in consecutive seasons since **LaDainian Tomlinson** in 2006 and 2007. Since the 1970 AFL-NFL merger, Henry is the eighth different player to lead the league in rushing in back-to-back seasons. The list includes Tomlinson, **O.J. Simpson** (1972-73, 1975-76), **Earl Campbell** (1978-80), **Eric Dickerson** (1983-84), **Emmitt Smith** (1991-93), **Barry Sanders** (1996-97) and **Edgerrin James** (1999-2000).

NFL rushing yardage leaders in 2020:

Player	Team	Rushing Yards
1. Derrick Henry	Tennessee Titans	2,027
2. Dalvin Cook	Minnesota Vikings	1,557
3. Jonathan Taylor	Indianapolis Colts	1,169
4. Aaron Jones	Green Bay Packers	1,104
5. James Robinson	Jacksonville Jaguars	1,070
David Montgomery	Chicago Bears	1,070
7. Nick Chubb	Cleveland Browns	1,067
8. Josh Jacobs	Las Vegas Raiders	1,065
9. Lamar Jackson	Baltimore Ravens	1,005
10. Melvin Gordon	Denver Broncos	986

Henry also led the NFL with 17 rushing touchdowns in 2020. The total was tied for the second most in the NFL in a 10-year span (2011-20). In that time, only **LeGarrette Blount** (18 in 2016) had more than Henry, **Todd Gurley** (17 in 2018) and **LeSean McCoy** (17 in 2011).

NFL rushing touchdown leaders in 2020:

Player	Team	Rushing TDs
1. Derrick Henry	Tennessee Titans	17
2. Alvin Kamara	New Orleans Saints	16
Dalvin Cook	Minnesota Vikings	16
4. Josh Jacobs	Las Vegas Raiders	12
Cam Newton	New England Patriots	12
Nick Chubb	Cleveland Browns	12
7. Jonathan Taylor	Indianapolis Colts	11
Antonio Gibson	Washington Football Team	11
Kyler Murray	Arizona Cardinals	11
10. Kenyan Drake	Arizona Cardinals	10

THE 2,000-YARD CLUB

Derrick Henry was the eighth player in NFL history to reach the 2,000-yard rushing mark in a season. His 2,027 yards rank fifth all-time.

All-time NFL single-season rushing leaders:

Player	Team	Season	Rushing Yards
1. Eric Dickerson	Los Angeles Rams	1984	2,105
2. Adrian Peterson	Minnesota Vikings	2012	2,097
3. Jamal Lewis	Baltimore Ravens	2003	2,066
4. Barry Sanders	Detroit Lions	1997	2,053
5. Derrick Henry	Tennessee Titans	2020	2,027
6. Terrell Davis	Denver Broncos	1998	2,008
7. Chris Johnson	Tennessee Titans	2009	2,006
8. O.J. Simpson	Buffalo Bills	1973	2,003



DERRICK HENRY IN 2020

- Led the NFL and set a franchise record with 2,027 rushing yards in 2020, becoming the eighth player in league annals to rush for at least 2,000 yards in a season. His 2,027 rushing yards gave him the fifth-highest total in NFL history behind **Eric Dickerson's** 2,105 (1984), **Adrian Peterson's** 2,097 (2012), **Jamal Lewis's** 2,066 (2003) and **Barry Sanders' 2,053** (1997). Henry broke **Chris Johnson's** franchise mark of 2,006 rushing yards in 2009.
- Named the Associated Press NFL Offensive Player of the Year and was named to his second consecutive Pro Bowl. He won his second consecutive FedEx Ground Player of the Year Award and added first-team AP All-Pro honors. Additionally, he earned first-team All-Pro honors from Pro Football Focus, Pro Football Writers of America and Sporting News and was the 101 Awards AFC Offensive Player of the Year.
- Became the first player since **LaDainian Tomlinson** (2006-07) to lead the NFL in rushing yards in consecutive seasons. Henry previously led the league in 2019 with 1,540 rushing yards.
- Became the fifth all-time NFL player to lead the NFL in rushing yards, attempts and rushing touchdowns in consecutive seasons. It is a feat that had not been attained since Cleveland's **Leroy Kelly** did it from 1967 to 1968. The only other players to achieve it are **Jim Brown** (1958-59), **Steve Van Buren** (1947-49) and **Bill Paschal** (1943-44).
- Established a single-game franchise record with 250 rushing yards on Jan. 3 at Houston. He broke his own club record of 238 rushing yards, established against the Jacksonville Jaguars on Dec. 6, 2018. Henry's 250 rushing yards tied for the 13th-best single-game total in the NFL since 1948.
- Became the first player in NFL history with five career games with at least 200 rushing yards and two rushing touchdowns.
- Became the fourth player in NFL history with at least five career 200-yard rushing games, joining **O.J. Simpson** (six), **Adrian Peterson** (six) and **Tiki Barber** (five).
- Set a career high with 17 rushing touchdowns in 2020, finishing with the second-best total in franchise history behind **Earl Campbell's** 19 rushing touchdowns in 1979.
- Finished the 2020 season with 1,221 rushing yards in road games, the most by any NFL running back since 1948. The previous high was held by **Eric Dickerson**, who had 1,087 rushing yards in road games for the Los Angeles Rams in 1984.
- Dating back to 2019, he had a streak of nine consecutive road games with at least 100 rushing yards, passing **Chris Johnson** (eight games from 2009-10) for the second-longest such streak in NFL history behind only Barry Sanders' 10-game road streak from 1996-97).
- Became the fifth player in NFL history with three 200-yard rushing games in a season, joining **Earl Campbell** (four in 1980), **O.J. Simpson** (1973), **Tiki Barber** (2005) and **Jay Ajayi** (2016).
- Became the first NFL player since **LaDainian Tomlinson** (2002-07) and the ninth player in NFL history to record at least three consecutive seasons in which he rushed for at least 1,000 yards and 12 touchdowns.
- Finished the season with 2,141 scrimmage yards (2,027 rushing and 114 receiving), which ranks second in franchise history behind **Chris Johnson's** 2,509 scrimmage yards in 2009.
- Registered 10 games in 2020 with at least 100 rushing yards to tie **Earl Campbell** (1980) for the third-most in franchise history. Only Campbell in 1979 (11) and **Chris Johnson** in 2009 (12) had more 100-yard rushing games in a Titans/Oilers season than Henry. Henry's 10 100-yard games in 2020 were the most in the NFL since Dallas running back **DeMarco Murray** had 12 in 2014.
- Became the NFL's first player to rush for at least 175 and two touchdowns four times in a season.
- Joined **Terrell Davis** (1997-98), **Shaun Alexander** (2004-05) and **Larry Johnson** (2005-06) as the only players in NFL history to rush for 1,500 yards and 15 touchdowns in two consecutive seasons.
- Established a streak of 20 consecutive games in the regular season and playoffs with at least 18 rushing attempts, the second-longest streak of its kind in the NFL since 1948. The only player with more consecutive 18-carry games in the regular season and postseason



was **Emmitt Smith**, whose streak was 23 games with the Dallas Cowboys from 1995 to 1996.

- Became the first player in NFL history to produce more than one overtime touchdown run in a season. He joined **LaDainian Tomlinson** as the NFL's only players with multiple career touchdown runs in overtime. Tomlinson had three during his career.
- Joined **Bo Jackson, Ahman Green, Chris Johnson** and **Lamar Miller** as the only NFL players to record two career rushing touchdowns of at least 90 yards. Henry joined Miller (two 97-yard touchdown runs) as the only players to ever record multiple touchdown runs of at least 94 yards.

300 CARRIES/15 TOUCHDOWNS/5.0 AVG

Derrick Henry won the NFL's rushing title with 303 carries for 1,540 yards and 16 touchdowns in 2019. He followed in 2020 with 378 carries for 2,027 yards and 17 touchdowns.

He became the first player in NFL history to produce multiple seasons with a minimum of 300 rushing attempts, a rushing average of at least 5.0 yards per carry and a minimum of 15 rushing touchdowns

The only other players to do so once in their careers are **O.J. Simpson** (1975), **Terrell Davis** (1998), **Priest Holmes** (2002), **Ahman Green** (2003), **Larry Johnson** (2005), **Shaun Alexander** (2005), **LaDainian Tomlinson** (2016), **Ezekiel Elliott** (2016) and **Dalvin Cook** (2020).

Individual seasons in NFL history with a minimum of 300 rushing attempts, 15 rushing touchdowns and a 5.0 rushing average in a single season:

Player	Team	Season	Att	Yards	Avg	TD
Derrick Henry	Tennessee	2020	378	2,027	5.4	17
Dalvin Cook	Minnesota	2020	312	1,557	5.0	16
Derrick Henry	Tennessee	2019	303	1,540	5.1	16
Ezekiel Elliott	Dallas	2016	322	1,631	5.1	15
LaDainian Tomlinson	San Diego	2006	348	1,815	5.2	28
Shaun Alexander	Seattle	2005	370	1,880	5.1	27
Larry Johnson	Kansas City	2005	336	1,750	5.2	20
Ahman Green	Green Bay	2003	355	1,883	5.3	15
Priest Holmes	Kansas City	2002	313	1,615	5.2	21
Terrell Davis	Denver	1998	392	2,008	5.1	21
O.J. Simpson	Buffalo	1975	329	1,817	5.5	16

CONSECUTIVE 100-YARD ROAD GAMES

Titans running back **Derrick Henry** recorded 149 rushing yards at Indianapolis on Dec. 1, 2019. Over the course of the next year, he registered at least 100 rushing yards in eight more consecutive regular season road games, increasing his streak to nine games before it ended with a 98-yard effort at Green Bay on Dec. 27, 2020.

In NFL history, Henry's streak is the second-longest continuous stretch of its kind. Detroit's **Barry Sanders** had 10 road games in a row with 100-plus yards from 1996 to 1997.

Most consecutive road games with at least 100 rushing yards in NFL history:

Player	Team	Dates	Games
1. Barry Sanders	Detroit	11/24/1996–12/14/1997	10
2. Derrick Henry	Tennessee	12/1/2019–12/13/2020	9
3. Chris Johnson	Tennessee	10/18/2009–10/18/2010	8
4. Marcus Allen	L.A. Raiders	11/3/1985–9/14/1986	7
5. Arian Foster	Houston	12/22/2011–11/22/2012	6
Gerald Riggs	Atlanta	10/13/1985–12/22/1985	6
DeMarco Murray	Dallas	9/14/2014–12/4/2014	6

FIVE CONSEC. TEAM GAMES WITH RUSHING TD

Derrick Henry recorded a streak in 2020 of at least one rushing touchdown in five consecutive team games. It was his second such streak in as many seasons and tied for the longest such streak in franchise history. **DeMarco Murray** (2016) and **Earl Campbell** (twice—1979 and 1983) are the only other franchise players with five consecutive team games with a rushing touchdown.

Most consecutive team games with a rushing touchdown, franchise history:

Player	Season	Consec. Team Games with a Rushing TD
1. Derrick Henry	2020	5
Derrick Henry	2019	5
DeMarco Murray	2016	5
Earl Campbell	1983	5
Earl Campbell	1979	5
6. (eight tied)		4

2019 NFL RUSHING LEADERS

Titans running back **Derrick Henry** claimed the NFL's 2019 rushing title with 1,540 yards on 303 carries (5.1 avg.). The next-closest finisher was Cleveland's **Nick Chubb**, who had 1,494 rushing yards.

Henry joined **Billy Cannon** (AFL, 1961), **Earl Campbell** (1978-80) and **Chris Johnson** (2009) as the only running backs in franchise history to lead their respective leagues in rushing.

NFL rushing leaders in 2019:

Player	Team	Rushing Yards
1. Derrick Henry	Tennessee Titans	1,540
2. Nick Chubb	Cleveland Browns	1,494
3. Christian McCaffrey	Carolina Panthers	1,387
4. Ezekiel Elliott	Dallas Cowboys	1,357
5. Chris Carson	Seattle Seahawks	1,230
6. Lamar Jackson	Baltimore Ravens	1,206
7. Leonard Fournette	Jacksonville Jaguars	1,152
8. Josh Jacobs	Oakland Raiders	1,150
9. Joe Mixon	Cincinnati Bengals	1,137
10. Dalvin Cook	Minnesota Vikings	1,135

2019 TOUCHDOWN LEADERS

Titans running back **Derrick Henry** tied Green Bay's **Aaron Jones** for the NFL lead with 16 rushing touchdowns in 2019.

Additionally, Henry ranked third in the NFL with 18 total touchdowns behind Carolina's **Christian McCaffrey** and Jones, who each scored 19 total touchdowns.

NFL leaders in rushing touchdowns in 2019:

Player	Team	Rushing TDs
1. Derrick Henry	Tennessee Titans	16
Aaron Jones	Green Bay Packers	16
3. Christian McCaffrey	Carolina Panthers	15
4. Dalvin Cook	Minnesota Vikings	13
5. Todd Gurley	Los Angeles Rams	12
Ezekiel Elliott	Dallas Cowboys	12

NFL leaders in total touchdowns in 2019:

Player	Team	Total TDs
1. Christian McCaffrey	Carolina Panthers	19
Aaron Jones	Green Bay Packers	19
3. Derrick Henry	Tennessee Titans	18
4. Mark Ingram	Baltimore Ravens	15
5. Ezekiel Elliott	Dallas Cowboys	14
Todd Gurley	Los Angeles Rams	14

3 CONSEC. GAMES W/ 200 SCRIMMAGE YDS

From the final week of the 2019 regular season (Dec. 29 at Houston) through the Titans' first two playoff games (Jan. 4 at New England and Jan. 11 at Baltimore), **Derrick Henry** became the **first player in NFL history to rush for at least 180 yards in three consecutive regular season or postseason games**.

He also became only the third player since the 1970 NFL-AFL merger to have 200 scrimmage yards in three consecutive games. The other two players to accomplish the feat were Chicago Bears running back **Walter Payton** (1977) and Pittsburgh Steelers running back **Le'Veon Bell** (2014).

During the 2019 regular season and playoffs, Henry and Carolina Panthers running back **Christian McCaffrey** (two) were the only two players with multiple 200-yard scrimmage games. Together they accounted for five of the 14 such individual performances.

Most consecutive games with at least 200 scrimmage yards in the regular season and/or postseason, 1970–2022:

Player	Team	Dates	Games
1. Derrick Henry	Tennessee	Dec. 29, 2019–Jan. 11, 2020	3
Le'Veon Bell	Pittsburgh	Nov. 17–Dec. 7, 2014	3
Walter Payton	Chicago	Nov. 13–Nov. 24, 1977	3
4. (several tied)			2

2018 NFL RUSHING LEADERS

Derrick Henry recorded 215 carries in 2018 for 1,059 yards. He ranked second in the AFC in rushing yardage behind Cincinnati's **Joe Mixon** (1,168) and ranked seventh overall in the NFL.

NFL rushing leaders in 2018 (rushing yards):

Player	Team	Rushing Yards
1. Ezekiel Elliott	Dallas Cowboys	1,434
2. Saquon Barkley	New York Giants	1,307
3. Todd Gurley	Los Angeles Rams	1,251
4. Joe Mixon	Cincinnati Bengals	1,168
5. Chris Carson	Seattle Seahawks	1,151
6. Christian McCaffrey	Carolina Panthers	1,098
7. Derrick Henry	Tennessee Titans	1,059
8. Adrian Peterson	Washington Redskins	1,042
9. Phillip Lindsay	Denver Broncos	1,037
10. Nick Chubb	Cleveland Browns	996

2018 RUSHING TOUCHDOWN LEADERS

Derrick Henry's scored a career-high 12 rushing touchdowns in 2018. He tied for the third-highest rushing touchdown total in the NFL.

Henry became the first Titans player with 12 rushing touchdowns in a season since **Chris Johnson** had 14 rushing touchdowns in 2009.

Most rushing touchdowns in 2018:

Player	Team	Rushing TDs
1. Todd Gurley	Los Angeles Rams	17
2. Alvin Kamara	New Orleans Saints	14
3. Derrick Henry	Tennessee Titans	12
James Conner	Pittsburgh Steelers	12
5. Saquon Barkley	New York Giants	11
6. Melvin Gordon	Los Angeles Chargers	10
7. Phillip Lindsay	Denver Broncos	9
Chris Carson	Seattle Seahawks	9
Marlon Mack	Indianapolis Colts	9
Jordan Howard	Chicago Bears	9

DECEMBER TO REMEMBER

In five games in the month of December 2018, **Derrick Henry's** rushing totals included 97 carries for 625 yards and eight touchdowns. His 625 yards were the most by any NFL player in any calendar month in 2018.

Additionally, Henry authored one of only four calendar months for the franchise since 1970 in which a player rushed for at least 600 yards. **Chris Johnson** (800 rushing yards in November 2009) and **Earl Campbell** (633 in October 1980; 662 in November 1980) were the organization's only other players to accomplish the feat in that timespan.

Henry's December rushing totals included 40 yards against the New York Jets (Dec. 2), a franchise-record 238 yards against the Jacksonville Jaguars (Dec. 6), 170 yards at the New York Giants (Dec. 16), 84 yards against the Washington Redskins (Dec. 22) and 93 yards against the Indianapolis Colts (Dec. 30).

For his efforts, Henry was named AFC Offensive Player of the Month.

Titans/Oilers with 500 rushing yards in any calendar month from 1970-2021 (includes playoffs):

Player	Season	Month	Rushing Yards
1. Chris Johnson	2009	November	800
2. Earl Campbell	1980	November	662
3. Earl Campbell	1980	October	633
4. Derrick Henry	2018	December	625
5. Derrick Henry	2020	November	594
6. Derrick Henry	2021	October	584
7. Earl Campbell	1979	September	569
8. Derrick Henry	2019	December	549
9. Eddie George	2000	October	548
10. Earl Campbell	1979	November	534
11. Derrick Henry	2020	December	520
12. DeMarco Murray	2016	October	511
13. Earl Campbell	1981	October	510

RUSHING YARDS IN A TWO-GAME SPAN

Following a franchise-record 238 rushing yards against the Jacksonville Jaguars on Dec. 6, 2018, **Derrick Henry** then totaled 170 rushing yards at the New York Giants on Dec. 16 to give him a franchise record of 408 rushing yards in a two-game span.

The previous record of 405 rushing yards in two games was set by **Earl Campbell** in 1980, when Campbell posted 203 yards against Tampa Bay (Oct. 19) and 202 yards against Cincinnati (Oct. 26).

Most total rushing yards in two consecutive games, franchise history:

Player	Game 1	Yds	Game 2	Yds	Total
Derrick Henry	12/6/18 vs. Jax	238	12/16/18 at NYG	170	408
Earl Campbell	10/19/80 vs. TB	203	10/26/80 vs. Cin	202	405

RECORD-SETTING NIGHT

On Dec. 6, 2018, **Derrick Henry** had one of the most memorable rushing performances in NFL history on Thursday Night Football. He rushed for a then-team-record 238 yards and four touchdowns (tied franchise record), including a 99-yard touchdown run.

[WATCH: Highlights from Derrick Henry's performance on 12/6/18](#)

Henry's 238 rushing yards set a new franchise record, breaking **Chris Johnson's** mark of 228 yards against the Jaguars on Nov. 1, 2009. It was the highest single-game rushing total in the NFL in 2018 and the league's highest total since **Doug Martin's** 251 rushing yards for the Tampa Bay Buccaneers against the Oakland Raiders on Nov. 4, 2012.

Henry later broke his own record with 250 rushing yard at Houston on Jan. 3, 2021 to take possession of five of the top eight single-game rushing totals in team annals.

Most rushing yards in a game, franchise history:

Player	Date	Opponent	Rushing Yards
1. Derrick Henry	1/3/21	at Houston	250
2. Derrick Henry	12/6/18	Jacksonville	238
3. Chris Johnson	11/1/09	Jacksonville	228
4. Eddie George	8/31/97	Oakland	216
Billy Cannon	12/10/61	at New York	216
6. Derrick Henry	12/13/20	at Jacksonville	215
7. Derrick Henry	10/18/20	Houston	212
8. Derrick Henry	12/29/19	at Houston	211
9. Earl Campbell	11/16/80	at Chicago	203
Earl Campbell	10/19/80	Tampa Bay	203

In the second quarter, Henry took a handoff from **Marcus Mariota** inside his own one-yard line and raced 99 yards for a touchdown. It was the second 99-yard run in NFL history, tying **Tony Dorsett's** record-setting touchdown run for the Dallas Cowboys against the Minnesota Vikings on Jan. 3, 1983. It was also the team record, topping Johnson's 94-yard touchdown run against the New York Jets on Dec. 17, 2012. The only other runs in franchise history of at least 90 yards were Johnson's 91-yard rush against the Houston Texans on Sept. 20, 2009 and a 91-yarder by Sid Blanks against the Jets on Dec. 13, 1964.

Henry's 99-yard touchdown run tied for the longest scrimmage play in NFL history. It was the 15th such play, including his and Dorsett's runs and 13 passing plays. The last 99-yard scrimmage play before Henry's was New York Giants wide receiver **Victor Cruz's** 99-yard reception from **Eli Manning** against the New York Jets on Dec. 24, 2011.

Longest runs from scrimmage in NFL history:

Player	Team	Date	Opponent	Rushing Yards
1. Derrick Henry	Tennessee	12/6/18	Jacksonville	99t
Tony Dorsett	Dallas	1/3/83	Minnesota	99t
3. Ronald Jones	Tampa Bay	11/15/20	Carolina	98t
Ahman Green	Green Bay	12/28/03	Denver	98t
5. Lamar Miller	Houston	11/26/18	Tennessee	97t
Lamar Miller	Miami	12/28/14	N.Y. Jets	97t
Andy Uram	Green Bay	10/8/39	Chi. Cardinals	97t
Bob Gage	Pittsburgh	12/4/49	Chi. Bears	97t

Henry scored on a three-yard run in the first quarter, a 99-yard run in the second quarter, a 16-yard run in the third quarter, and finally a 54-yard run in the third quarter. He tied the franchise record and became the third player in franchise history to rush for four touchdowns in a game, joining Earl Campbell (against Miami on Nov. 20, 1978) and Lorenzo White (against Cleveland on Dec. 9, 1990).

The only franchise player with more overall touchdowns in a game than Henry was Oilers running back **Billy Cannon**, who had five total touchdowns (three rushing, two receiving) at the New York Titans on Dec. 10, 1961. Henry became the first NFL player with four rushing touchdowns in a game since New England Patriots running back **Jonas Gray** at Indianapolis on Nov. 16, 2014.

Most rushing touchdowns in a game, franchise history:

Player	Date	Opponent	Rushing Touchdowns
1. Derrick Henry	12/6/18	Jacksonville	4
Lorenzo White	12/9/90	Cleveland	4
Earl Campbell	11/20/78	Miami	4
4. (several tied)			3

Additionally, Henry's rushing performance against the Jaguars accomplished the following:

- He became the ninth NFL player since 1975 with at least one 90-yard run and at least one 60-yard reception in his career. The others were **Tony Dorsett**, **Garrison Hearst**, **Tiki Barber**, **Chris Johnson**, **Jamaal Charles**, **Herschel Walker**, **Warrick Dunn** and **Adrian Peterson**.
- Henry became the seventh NFL player since the 1970 AFL-NFL merger with at least four rushing touchdowns and at least 200 rushing yards in a game, joining **Clinton Portis**, **Barry Sanders**, **Doug Martin**, **Jonas Gray**, **Mike Anderson** and **Corey Dillon**. Henry became the first to accomplish the feat in fewer than 20 carries (17).
- He matched former Titans running back **Chris Johnson** as the only players in NFL history with a rushing touchdown of at least 90 yards and a rushing touchdown of at least 50 yards in the same game. Johnson accomplished the feat against the Houston Texans on Sept. 20, 2009.
- His 24 points tied for the fourth-highest single-game total in franchise history, trailing only **Billy Cannon** (30 on Dec. 10, 1961), **Rob Bironas** (26 on Oct. 21, 2007) and **George Blanda** (26 on Sept. 18, 1960). **Earl Campbell** (Nov. 20, 1978) and **Lorenzo White** (Dec. 9, 1990) also had 24 points on four touchdowns in a single game.
- His 238 rushing yards and four rushing touchdowns were each the most in any Thursday Night Football game in history.

RUSHING YARDS IN A SINGLE POSTSEASON

Derrick Henry accumulated 446 rushing yards during the 2019 playoffs. He had 182 yards on 34 carries in the wild card round at New England, followed by 195 yards on 30 attempts in the divisional round at Baltimore. In the AFC championship game, he had 69 yards on 19 rushing attempts.

Henry's average of 148.7 rushing yards per game ranked fourth in NFL history for players with at least two games played. Only a trio of Pro Football Hall of Fame members—Denver Broncos running back **Terrell Davis** (156.0 in 1998), Los Angeles Raiders running back **Marcus Allen** (155.3 in 1983) and Washington Redskins running back **John Riggins** (152.5 in 1982) have averaged more rushing yards in a single postseason than Henry.

In Titans/Oilers history, **Eddie George** established the previous record for average rushing yards in a single postseason during the 1999 playoffs. In four games, George carried the ball 108 times for 449 yards, or an average of 112.3 yards per contest.

Most rushing yards per game in a single NFL postseason (minimum two games):

Player	Team	Season	Games	Rush Yards	Per Game
1. Terrell Davis	Denver	1998	3	468	156.0
2. Marcus Allen	L.A. Raiders	1983	3	466	155.3
3. John Riggins	Washington	1982	4	610	152.5
4. Derrick Henry	Tennessee	2019	3	446	148.7
5. Eric Dickerson	L.A. Rams	1985	2	294	147.0
6. Terrell Davis	Denver	1997	4	581	145.3
7. Arian Foster	Houston	2011	2	285	142.5
8. Thurman Thomas	Buffalo	1990	3	390	130.0
9. Brian Westbrook	Philadelphia	2006	2	257	128.5
10. Fred Taylor	Jacksonville	1998	2	248	124.0

George's 449 yards during the team's run to Super Bowl XXXIV also established the franchise benchmark for most total rushing yards in a single postseason. Henry came within three yards of the mark in one fewer game.

Most rushing yards in a single postseason, franchise history:

Player	Season	Games	Rush Yards
1. Eddie George	1999	4	449
2. Derrick Henry	2019	3	446
3. Earl Campbell	1978	3	264
4. Steve McNair	1999	4	209
5. Derrick Henry	2017	2	184

Henry's 2019 playoff rushing yardage total ranked sixth in NFL history. It was the most by any NFL player since George's 1999 postseason.

Most total rushing yards in a single NFL postseason:

Player	Team	Season	Games	Rush Yards
1. John Riggins	Washington	1982	4	610
2. Terrell Davis	Denver	1997	4	581
3. Terrell Davis	Denver	1998	3	468
4. Marcus Allen	L.A. Raiders	1983	3	466
5. Eddie George	Tennessee	1999	4	449
6. Derrick Henry	Tennessee	2019	3	446
7. Thurman Thomas	Buffalo	1990	3	390
8. Natrone Means	Jacksonville	1996	3	358
9. Le'Veon Bell	Pittsburgh	2016	3	357
10. Freeman McNeil	N.Y. Jets	1982	3	349

FRANCHISE PLAYOFF RUSHING LEADERS

In the 2021 postseason, **Derrick Henry** increased his career playoff totals to 732 rushing yards on 156 attempts. He is second on the franchise's all-time postseason rushing list behind only **Eddie George** (776).

Henry is tied with **Earl Campbell** for third place on the franchise's all-time postseason leaderboard with four rushing touchdowns, trailing **Steve McNair** (six) and George (five).

Franchise career postseason rushing leaders:

Player	Games	Att	Yards	Avg	TD
1. Eddie George	9	206	776	3.8	5
2. Derrick Henry	7	156	732	4.7	4
3. Earl Campbell	6	135	420	3.1	4
4. Steve McNair	9	54	349	6.5	6
5. Lorenzo White	7	76	264	3.5	1

RUSHING YARDS IN A TITANS PLAYOFF GAME

On Jan. 4, 2020, **Derrick Henry** rushed for 182 yards and one touchdown on 34 attempts in a wild card playoff victory at New England. In doing so, he set a new franchise single-game postseason record for rushing yards in a game, surpassing **Eddie George's** 162 yards at Indianapolis on Jan. 16, 2000.

One week later, on Jan. 11, 2020, Henry broke his own record, going for 195 rushing yards on 30 carries at Baltimore.

Henry now owns two of the top three rushing games in franchise postseason history.

Most single-game rushing yards in franchise postseason history:

Player	Date	Opp	Att	Yds	Avg	TD
1. Derrick Henry	1/11/20	at Bal	30	195	6.5	0
2. Derrick Henry	1/4/20	at NE	34	182	5.4	1
3. Eddie George	1/16/00	at Ind	26	162	6.2	1
4. Derrick Henry	1/6/18	at KC	23	156	6.8	1
5. Earl Campbell	12/31/78	at NE	27	118	4.4	1
6. Eddie George	1/8/00	Buf	29	106	3.7	0
7. Eddie George	1/30/00	StL (SB)	28	95	3.4	2

SCRIMMAGE YARDS IN A TITANS PLAYOFF GAME

Derrick Henry's 182 rushing yards and 22 receiving yards in the team's wild card playoff victory at New England on Jan. 4, 2020 gave him a franchise-record 204 scrimmage yards.

Henry broke his own record of 191 scrimmage yards in a wild card playoff contest at Kansas City on Jan. 6, 2018 (156 rushing, 35 receiving).

On Jan. 11, 2020, one week after establishing the current record, Henry had 202 scrimmage yards (195 rushing, seven receiving) at Baltimore, giving him the three biggest scrimmage yards totals in franchise postseason history.

Prior to Henry, the organization record stood for 57 years. It was set on Jan. 1, 1961, when **Billy Cannon** had 178 scrimmage yards against the Los Angeles Chargers.

Most single-game scrimmage yards in franchise postseason history:

Player	Date	Opp	Rush Yards	Rec Yards	Scrim Yards
1. Derrick Henry	1/4/20	at NE	182	22	204
2. Derrick Henry	1/11/20	at Bal	195	7	202
3. Derrick Henry	1/6/18	at KC	156	35	191
4. Billy Cannon	1/1/61	LAC	50	128	178
5. Eddie George	1/16/00	at Ind	162	14	176
6. Eddie George	1/7/01	Bal	91	52	143
7. Ernest Givins	12/31/89	at Pit	0	136	136

#32 • RB TYJAE SPEARS

5-11, 195, Rookie, Tulane
[Click for complete bio](#)



Running back **Tyjae Spears** was selected by the Titans in the third round (81st overall) of the 2023 NFL Draft.

Spears spent four years at Tulane (2019-22) prior to entering the NFL. He appeared in 33 games with 20 starts at running back for the Green Wave, totaling 2,910 yards and 31 touchdowns on 427 carries with an additional 48 receptions for 564 yards and three scores. He ended his career as the school's all-time leader in yards per carry (6.8), tied for second in 100-yard rushing games (15), tied for third in rushing touchdowns (31), fourth in rushing yards per game (85.6) and sixth in rushing yards (2,910) and total touchdowns (34). His 6.8 yards per carry from 2019 to 2022 ranked second in the FBS behind only Alabama-Birmingham running back **DeWayne McBride's** 7.3-yard average (minimum 400 attempts).

As a junior in 2022, he started all 14 games for the Green Wave, totaling 1,581 yards and 19 touchdowns on 229 rushing attempts and adding 22 receptions for 256 yards and two touchdowns. He tied for the national lead with 21 total touchdowns and tied for third in the country with 19 rushing touchdowns, a total that ranked second in Tulane single-season history. His 1,581 rushing yards led the conference and made up the Green Wave's all-time second-highest single-season total. His nine 100-yard rushing games included eight consecutive such efforts to finish the season. He was named the American Athletic Conference Offensive Player of the Year and also earned first-team All-AAC honors. His efforts helped Tulane earn a 12-2 record and win an American Athletic Conference title.

He is a native of Ponchatoula, La.

2023 Game Notes:

- **At New Orleans (9/10)**, rushed for 27 yards on three carries and added a one-yard reception in his NFL debut.
- **Against the Los Angeles Chargers (9/17)**, totaled 49 rushing yards on eight attempts and added six yards on a pair of receptions. His 14-yard run in overtime helped lead to the game-winning field goal.

Spears' 2023/Career Regular Season Statistics:

Year	GP	GS	Att	Yds	Avg	Lg	TD	Rec	Yds	Avg	Lg	TD
2023	2	0	11	76	6.9	17	0	3	7	2.3	4	0

GAME PREVIEW

TEAM NOTES

PLAYER NOTES

MEDIA

STATISTICS

ROSTERS



Spears' Regular Season Single-Game Highs:
Rushing Attempts - 8 vs. L.A. Chargers (9/17/23)
Rushing Yards - 49 vs. L.A. Chargers (9/17/23)
Long Rush - 17 at New Orleans (9/10/23)
Rushing Touchdowns - (none)
Receptions - 2 vs. L.A. Chargers (9/17/23)
Receiving Yards - 6 vs. L.A. Chargers (9/17/23)
Long Reception - 4 vs. L.A. Chargers (9/17/23)
Receiving Touchdowns - (none)

Spears' College Statistics (Tulane):

Year	GP	GS	Att	Yds	Avg	Lg	TD	Rec	Yds	Avg	Lg	TD
2019	4	0	32	192	6.0	52t	1	5	133	26.6	88t	1
2020	3	3	37	274	7.4	42	2	2	30	15.0	16	0
2021	12	3	129	863	6.7	69t	9	19	145	7.6	44	0
2022	14	14	229	1,581	6.9	75t	19	22	256	11.6	30	2
Totals	33	20	427	2,910	6.8	75t	31	48	564	11.8	88t	3

MORE TITANS RUNNING BACKS

36 - RB JULIUS CHESTNUT

5-11, 228, 2nd Year, Sacred Heart

➤ Julius Chestnut was signed by the Titans as an undrafted free agent on May 13, 2022. He spent the first three games of his rookie season on the 53-man roster before being added to the practice squad on Oct. 4, 2022.

➤ In 2022, he appeared in six games as a rookie. He rushed for 12 yards on nine attempts and added 41 yards on three catches. He also ranked second on the team with 10 kickoff returns for 215 yards (21.5 avg.).

➤ In four seasons at Sacred Heart (2018-21), he saw action in 32 games and logged 593 carries for 3,467 yards (5.8 avg.) and 29 touchdowns. He added 28 receptions for 412 yards (14.7 avg.) and five scores, plus 10 kickoff returns for 108 yards and two punt returns for 10 yards.

➤ As a senior in 2021, played in five games and posted 91 rushes for 542 yards (6.0 avg.) and three touchdowns.

➤ As a junior in 2020, appeared in four games and rushed 93 times for 717 yards (7.7 avg.) and eight scores.

➤ He is a native of Bowie, Md.



2023 Game Notes:

➤ **Against the Los Angeles Chargers (9/17)**, led the team with two special teams tackles.



TITANS TIGHT ENDS

No.	Name	Ht	Wt	Exp	College
85	Okonkwo, Chig	6-3	238	2	Maryland
88	Wesco, Trevon	6-3	267	5	West Virginia
81	Whyte, Josh	6-7	248	R	Cincinnati

#85 • TE CHIG OKONKWO

6-3, 238, 2nd Year, Maryland

[Click for complete bio](#)



Tight end **Chig Okonkwo** (pronounced "CHIGG oh-KAHN-kwoh") is in his second NFL season in 2023. He was selected by the Titans in the fourth round (143rd overall) of the 2022 NFL Draft.

During his rookie season, he appeared in all 17 games with eight starts and totaled 32 receptions for 450 yards (14.1 avg.) and three touchdowns. His yardage total ranked second on the team. He also tied for fifth on the team with seven special teams tackles. He was named to the Pro Football Writers of America All-Rookie team.

Okonkwo's 450 receiving yards in 2022 established a new record for franchise rookie tight ends, surpassing **Ben Troupe's** 329 yards in 2004. Okonkwo tied **Chris Dressel** (32 receptions in 1983) for the third-best reception total among all Titans/Oilers rookie tight ends, trailing only **Bo Scaife** (37 in 2005) and Troupe (33 in 2004), and he became the second rookie tight end in franchise history with at least three touchdown catches, joining Dressel (four in 1983).

The Powder Springs, Ga., native appeared in 37 games with 20 starts over four seasons (2018-21) at Maryland and caught 77 passes for 717 yards and eight touchdowns. He added three carries for 72 yards and three touchdowns, including a career-long rush of 54 yards.

As a senior in 2021, he started all 13 games and posted career-high marks with 52 catches for 447 yards and a team-leading five touchdowns. His 52 receptions ranked second in Terrapins history for a single season



by a tight end, behind only former Titans tight end **Frank Wycheck** (58 in 1990). Okonkwo's 447 receiving yards were the most by a Terps tight end in a season since **Vernon Davis** (871 in 2005).

He sat out the 2020 season with myocarditis due to COVID-19. Prior to then, he saw action in 12 games (four starts) as a freshman and 12 games (three starts) as a sophomore.

2023 Game Notes:

➤ **Against the Los Angeles Chargers (9/17)**, tied for the team lead with four receptions for a total of 35 yards. He gained 20 yards on a reception during a third-quarter touchdown drive.

Okonkwo's Career Regular Season Statistics:

Year	Team	GP	GS	Rec	Yds	Avg	Lg	TD
2022	Ten	17	8	32	450	14.1	48	3
2023	Ten	2	2	4	35	8.8	20	0
Totals		19	10	36	485	13.5	48	3

Okonkwo's Regular Season Single-Game Highs:

Receptions - 6 vs. Jacksonville (12/11/22)

Receiving Yards - 68 at Philadelphia (12/4/22)

Long Reception - 48 at Kansas City (11/6/22)

Receiving Touchdowns - 1 (Three times, last at Jacksonville, 1/7/23)

NFL TIGHT ENDS IN 2022, WEEK 9-18

In 2022, Titans rookie **Chig Okonkwo** was one of the NFL's most productive tight ends during the second half of his rookie season. From Week 9 through the end of the season, his 398 receiving yards ranked fifth in the NFL behind only four veterans: **Travis Kelce** (785), **T.J. Hockenson** (519), **George Kittle** (446) and **Evan Engram** (436).

Most receiving yards among NFL tight ends in 2022 from Week 9 to Week 18:

Player	Team	Rec	Yards	Avg	Lg	TD
1. Travis Kelce	Kansas City Chiefs	63	785	12.5	52	5
2. T.J. Hockenson	Minnesota Vikings	60	519	8.7	21	3
3. George Kittle	San Francisco 49ers	32	446	13.9	54t	9
4. Evan Engram	Jacksonville Jaguars	41	436	10.6	36	3
5. Chig Okonkwo	Tennessee Titans	27	398	14.7	48	2
6. Cole Kmet	Chicago Bears	36	385	10.7	50t	6
7. Dalton Schultz	Dallas Cowboys	37	374	10.1	22	5
8. Pat Freiermuth	Pittsburgh Steelers	31	365	11.8	57	1
9. Dawson Knox	Buffalo Bills	31	359	11.6	45	4
10. Mark Andrews	Baltimore Ravens	31	359	11.6	36	0

ROOKIE TIGHT ENDS IN 2022

Chig Okonkwo was selected by the Titans in the fourth round of the 2022 NFL Draft. He was the 143rd overall pick and the 10th tight end selected in the draft. Nevertheless, he led all tight ends in his rookie class with 450 receiving yards. His 32 receptions ranked fourth within the group, while his three touchdown catches tied for the lead (**Isaiah Likely** and **Jelani Woods**).

Among rookies at all positions, Okonkwo's 450 receiving yards ranked eighth.

Most receiving yards by rookie tight ends in 2022:

Player	Team	Draft Round (Overall)	Rec	Yards	Avg	TD
1. Chig Okonkwo	Ten	4 (143)	32	450	14.1	3
2. Greg Dulcich	Den	3 (80)	33	411	12.5	2
3. Cade Otton	TB	4 (106)	42	391	9.3	2
4. Isaiah Likely	Bal	4 (139)	36	373	10.4	3
5. Jelani Woods	Ind	3 (73)	25	312	12.5	3
6. Daniel Bellinger	NYG	4 (112)	30	268	8.9	2
7. Trey McBride	Ari	2 (55)	29	265	9.1	1
8. Jake Ferguson	Dal	4 (129)	19	174	9.2	2
9. Connor Heyward	Pit	6 (208)	12	151	12.6	1
10. Teagan Quitoriano	Hou	5 (170)	7	113	16.1	2
James Mitchell	Det	5 (177)	11	113	10.3	1

FRANCHISE ROOKIE TIGHT ENDS

In 2022, **Chig Okonkwo** had one of the most productive seasons in franchise history by a rookie tight end. His 450 receiving yards established a new record for Titans/Oilers rookies at his position, while his 32 receptions tied for the third-best total among the organization's rookies at his position. The fourth-round pick from the University of Maryland also became the second Titans/Oilers rookie tight end with three or more touchdown receptions, joining **Chris Dressel**, who had four touchdown catches after entering the NFL in 1983.

Most receiving yards by a rookie tight end in franchise history:

Player	Rookie Year	Receiving Yards
1. Chig Okonkwo	2022	450
2. Ben Troupe	2004	329
3. Chris Dressel	1983	316
4. Bo Scaife	2005	273
5. Willie Frazier	1964	227

Most receptions by a rookie tight end in franchise history:

Player	Rookie Year	Receptions
1. Bo Scaife	2005	37
2. Ben Troupe	2004	33
3. Chig Okonkwo	2022	32
Chris Dressel	1983	32
5. Erron Kinney	2000	19

Most touchdown receptions by a rookie tight end in franchise history:

Player	Rookie Year	TD Receptions
1. Chris Dressel	1983	4
2. Chig Okonkwo	2022	3
3. Jonnu Smith	2017	2
Bo Scaife	2005	2
Willie Frazier	1964	2



MORE TITANS TIGHT ENDS

88 - TE TREVON WESCO

6-3, 267, 5th Year/1st with Titans, West Virginia

- Trevon Wesco (name pronounced "tray-VON WESK-oh") was signed by the Titans as an unrestricted free agent on March 31, 2023.
- Joined the Titans after one season with the Chicago Bears.
- After he was selected by the New York Jets in the fourth round (121st overall) of the 2019 NFL Draft, he spent three seasons with the Jets before moving on to the Bears. In 54 total games (13 starts) with the Jets and Bears, he accumulated 113 yards on eight receptions and added six special teams tackles.
- Prior to the 2022 season, Wesco was acquired by the Bears off waivers from the Jets. He saw action in 14 games with one start for Chicago, catching two passes for 26 yards and adding a special teams stop. He also caught a pass for a two-point conversion.
- Wesco played three seasons at West Virginia University (2016-18) after transferring from Lackawanna College (2014-15). At West Virginia, he appeared in 35 games, totaling 28 receptions for 373 yards and two touchdowns. He was a first-team All-Big 12 selection as a senior after registering 26 catches for 366 yards and a score.
- He is a native of Martinsburg, W.Va.



2023 Game Notes:

- **At New Orleans (9/10)**, started in his Titans debut.

81 - TE JOSH WHYLE

6-7, 248, Rookie, Cincinnati

- Josh Whyle (last name pronounced "WHY-lee") was selected by the Titans in the fifth round (147th overall) of the 2023 NFL Draft.
- In five seasons at Cincinnati (2018-22), Whyle appeared in 52 games with 20 starts and tallied 88 receptions for 1,062 yards with 15 touchdowns with all but two catches coming in his final three seasons. He set the Cincinnati school record for career touchdown receptions by a tight end (15), breaking Brent Celek's mark.
- As a senior in 2022, he appeared in 12 games with 10 starts and collected All-AAC first-team honors. As a team captain, he hauled in 32 passes for 326 yards with three touchdowns.
- As a junior in 2021, he played in 14 games with eight starts and earned All-AAC honorable mention accolades. He finished second on the squad with six touchdowns to go along with his 332 receiving yards on 26 catches. He scored five touchdowns in four weeks from Oct. 23 to Nov. 12.
- He is a native of Cincinnati, Ohio.



2023 Game Notes:

- **At New Orleans (9/10)**, made his NFL debut.



TITANS WIDE RECEIVERS

No.	Name	Ht	Wt	Exp	College
16	Burks, Treylon	6-2	225	2	Arkansas
14	Dowell, Colton	6-3	212	R	Tennessee-Martin
10	Hopkins, DeAndre	6-1	212	11	Clemson
5	Jackson, Kearis	5-11	196	R	Georgia
11	Moore, Chris	6-1	200	8	Cincinnati
18	Philips, Kyle (IR)	5-11	189	2	UCLA
15	Westbrook-Ikhine, Nick	6-2	211	4	Indiana

#16 • WR TREYLON BURKS

6-2, 225, 2nd Year, Arkansas

[Click for complete bio](#)



Wide receiver **Treylon Burks** is in his second NFL season in 2023. He was selected by the Titans in the first round (18th overall) of the 2022 NFL Draft.

As a rookie, Burks appeared in 11 games with six starts, totaling 33 receptions for 444 yards and one touchdown. His reception total tied for third place on the team, while his yardage total tied for third on the squad. Among NFL rookies in 2022, Burks' 444 receiving yards ranked ninth.

In three seasons (2019-21) at the University of Arkansas, Burks appeared in 32 career games with 30 starts. He totaled 146 receptions for 2,399 yards and 18 touchdowns to go along with 32 rushing attempts for 222 yards and one score. He returned 13 punts for 134 yards (10.3-yard average) and returned 11 kickoff returns for 226 yards (20.5 avg.).

At the conclusion of his collegiate career, he ranked sixth in Razorbacks history in career receptions and receiving yards, and his touchdown reception total tied for fifth all-time. He set an Arkansas record with 10 career 100-yard receiving games, including a school-record six 100-yard receiving performances in his final year.

Burks earned All-SEC honors in each of his three seasons: in 2019, second-team All-SEC as a returner and All-Freshman as a receiver; second-team All-SEC in 2020; and first-team All-SEC in 2021.

The Warren, Ark., native was drafted with the highest pick of any Arkansas player since **Darren McFadden** was taken fourth overall in 2008, and Burks was the first Arkansas wide receiver to be selected in the first round since **Matt Jones** was taken 21st overall by Jacksonville in 2006.





As a junior in 2021, Burks was named first-team All-SEC after totaling 66 receptions (seventh in the SEC) for 1,104 yards (fourth) and 11 touchdowns (fourth). His 92.0 receiving yards per game ranked third in the SEC behind only **Jameson Williams** (104.8) and **Wan'Dale Robinson** (102.6).

As a sophomore in 2020, he was named second-team All-SEC after contributing 51 receptions for 820 yards and seven touchdowns. His 91.1 receiving yards per game ranked third in the SEC behind only **Elijah Moore** (149.1) and **DeVonta Smith** (142.8).

2023 Game Notes:

- **At New Orleans (9/10)**, caught two passes for 18 yards and rushed once for nine yards.
- **Against the Los Angeles Chargers (9/17)**, led the offense with 76 receiving yards on three catches. He registered a career-long 70-yard catch in the second quarter, leading to a touchdown two plays later. It was the team's longest reception since a 75-yard touchdown catch by Corey Davis against Detroit on Dec. 20, 2020.

Burks' Career Regular Season Statistics:

Year	Team	GP	GS	Rec	Yds	Avg	Lg	TD
2022	Ten	11	6	33	444	13.5	51	1
2023	Ten	2	2	5	94	18.8	70	0
Totals		13	8	38	538	14.2	70	1

Burks' Regular Season Single-Game Highs:

- Receptions** - 7 at Green Bay (11/17/22)
- Receiving Yards** - 111 at Green Bay (11/17/22)
- Long Reception** - 70 vs. Los Angeles Chargers (9/17/23)
- Receiving Touchdowns** - 1 at Philadelphia (12/4/22)

50-YARD RECEPTIONS, 2022-2023


Titans wide receiver **Treylon Burks** has posted three receptions of 50 yards since entering the NFL as a first-round pick in 2022, including catches of 51 yards (at Green Bay on Nov. 17, 2022), 51 yards (against Cincinnati on Nov. 27, 2022) and 70 yards (against Los Angeles Chargers on Sept. 17, 2023). In that time period, he is among the NFL leaders in catches of 50-plus yards.

Most receptions of 50-plus yards, 2022-2023:

Player	Receptions of 50+ Yards
1. Mike Evans	4
2. Tyreek Hill	4
3. Garrett Wilson	4
4. Treylon Burks	3
5. Jaylen Waddle	3
6. Jerry Jeudy	3
7. A.J. Brown	3
8. Rashid Shaheed	3
9. (several tied)	2

#10 • WR DeANDRE HOPKINS

6-1, 212, 11th Year/1st with Titans, Clemson
[Click for complete bio](#)



Wide receiver **DeAndre Hopkins** is in his 11th NFL season and his first campaign with the Titans in 2023. He was signed by the team prior to training camp.

Hopkins entered the league as the 27th overall pick in the 2013 NFL Draft out of Clemson and spent his first seven seasons with the Houston Texans before being traded to the Arizona Cardinals in 2020.

In his first 10 seasons, Hopkins established himself as one of the premier receivers in NFL history. During that 10-year period, he ranked first in receptions (853), first in first-down receptions (594), second in receiving yards (11,298), fourth in receiving touchdowns (71), and first in receptions of 25-plus yards (102).

From 2013 through 2022, Hopkins surpassed 100 receptions four times, had six seasons reaching 1,000 receiving yards, recorded three seasons with at least 10 touchdowns, and posted 100 or more receiving yards in a game 40 times.

He has been named to five Pro Bowls (2015, 2017-20) and received AP All-Pro honors four times—first-team All-Pro from 2017 to 2019 and second-team All-Pro in 2020.

Through 2022, he had at least one reception in all 145 career games he played during the regular season. That represents the longest active streak in the NFL at the conclusion of 2022 and the fourth-longest streak in the Super Bowl era to begin a career. Hopkins was the only NFL player to have 100-plus receptions every season between 2018-20.

During the 2022 campaign with the Cardinals, Hopkins finished with a team-high 64 receptions for 717 yards (second on the team) and three touchdowns despite being limited to nine contests. His average of 7.1 receptions per game ranked fourth in the NFL among all players. His three games with 10-plus receptions matched the second most in franchise annals behind **Larry Fitzgerald's** four such performances in 2017.

At the conclusion of his tenure with the Texans (2013-19), Hopkins owned several franchise records, including franchise marks for career receiving average (13.6), receptions in a season (115 in 2018; tied Andre Johnson, 2008), receiving touchdowns in a season (13 in 2017) and receiving first downs in a season (83 in 2015). When he left Houston, he ranked second on the franchise's all-time career charts in receptions (632), receiving yards (8,602) and touchdown catches (54), trailing only **Andre Johnson** in each category.

The Central, S.C., native appeared in 39 games with 32 starts over three seasons (2010-12) at Clemson and totaled 206 receptions for 3,020 yards and 27 touchdowns. He left Clemson ranked first in school history in receiving yards, first in receiving touchdowns, first in 100-yard receiving games (12) and second in receptions. As a junior (2012), he led the team with 82 receptions for 1,405 yards and 18 touchdowns.

2023 Game Notes:

- **At New Orleans (9/10)**, made his Titans debut and led the team with seven receptions for 65 yards, including a 16-yard catch to convert a third-and-10 in the fourth quarter. He was the first Titans player with seven receptions in a contest since Treylon Burks (seven) at Green Bay on Nov. 17, 2022.
- **Against the Los Angeles Chargers (9/17)**, tied for the team lead with four receptions and ranked third on the squad with 40 receiving yards. In the fourth quarter, he helped set up a go-ahead touchdown with a 14-yard catch



to convert a third down. In overtime, he helped set up the game-winning field goal with another 14-yard grab. Hopkins extended his active streak to 147 consecutive games with a reception—every game he has played since he entered the NFL. It is the longest active streak in the NFL.

Hopkins' Career Regular Season Statistics:

Year	Team	GP	GS	Rec	Yds	Avg	Lg	TD
2013	Hou	16	16	52	802	15.4	66	2
2014	Hou	16	16	76	1,210	15.9	76t	6
2015	Hou	16	16	111	1,521	13.7	61t	11
2016	Hou	16	16	78	954	12.2	51	4
2017	Hou	15	15	96	1,378	14.4	72t	13
2018	Hou	16	16	115	1,572	13.7	49t	11
2019	Hou	15	15	104	1,165	11.2	43t	7
2020	Ari	16	16	115	1,407	12.2	60	6
2021	Ari	10	10	42	572	13.6	55	8
2022	Ari	9	9	64	717	11.2	33t	3
2023	Ten	2	2	11	105	9.5	16	0
Totals		147	147	864	11,403	13.2	76t	71

Hopkins' Career Postseason Statistics:

Year	Team	GP	GS	Rec	Yds	Avg	Lg	TD
2015	Hou	1	1	6	69	11.5	17	0
2016	Hou	2	2	11	132	12.0	38	1
2018	Hou	1	1	5	37	7.4	13	0
2019	Hou	2	2	15	208	13.9	41	0
Playoff Totals		6	6	37	446	12.1	41	1

Hopkins' Regular Season Single-Game Highs:

- Receptions** - 14 at San Francisco (9/13/20)
- Receiving Yards** - 238 vs. Tennessee (11/30/14)
- Long Reception** - 76t vs. Washington (9/7/14)
- Touchdowns** - 3 vs. Kansas City (10/8/17)
- Rushes** - 1 (Four times, last vs. Philadelphia, 12/20/20)
- Rushing Yards** - 12 vs. Denver (12/8/19)
- Longest Rush** - 12 vs. Denver (12/8/19)

Hopkins' Playoff Single-Game Highs:

- Receptions** - 9 at Kansas City (1/12/20)
- Receiving Yards** - 118 at Kansas City (1/12/20)
- Long Reception** - 41 vs. Buffalo (1/4/20)
- Touchdowns** - 1 vs. Oakland (1/7/17)

NFL LEADERS SINCE 2013

Since entering the NFL as a first-round pick in 2013, Titans wide receiver **DeAndre Hopkins** ranks among the league leaders in several receiving categories.

Most receptions since 2013:

Player	Current/Last Team	Receptions
1. DeAndre Hopkins	Tennessee Titans	864
2. Travis Kelce	Kansas City Chiefs	818
3. Keenan Allen	Los Angeles Chargers	810
4. Davante Adams	Las Vegas Raiders	781
5. Antonio Brown	Tampa Bay Buccaneers	777
6. Julio Jones	Tampa Bay Buccaneers	770
7. Stefon Diggs	Buffalo Bills	720
8. Jarvis Landry	New Orleans Saints	713
9. Mike Evans	Tampa Bay Buccaneers	695
10. Zach Ertz	Arizona Cardinals	694

Most receiving yards since 2013:

Player	Current/Last Team	Receiving Yards
1. Julio Jones	Tampa Bay Buccaneers	11,472
2. DeAndre Hopkins	Tennessee Titans	11,403
3. Mike Evans	Tampa Bay Buccaneers	10,662
4. Travis Kelce	Kansas City Chiefs	10,370
5. Antonio Brown	Tampa Bay Buccaneers	10,229
6. Davante Adams	Las Vegas Raiders	9,787
7. Keenan Allen	Los Angeles Chargers	9,474
8. Stefon Diggs	Buffalo Bills	8,980
9. T.Y. Hilton	Dallas Cowboys	8,951
10. Brandin Cooks	Dallas Cowboys	8,638

Most receiving touchdowns since 2013:

Player	Current/Last Team	Receiving TDs
1. Davante Adams	Las Vegas Raiders	88
2. Mike Evans	Tampa Bay Buccaneers	83
3. Antonio Brown	Tampa Bay Buccaneers	76
4. DeAndre Hopkins	Tennessee Titans	71
5. Travis Kelce	Kansas City Chiefs	70
6. Tyreek Hill	Miami Dolphins	66
7. Stefon Diggs	Buffalo Bills	60
Jimmy Graham	New Orleans Saints	60
9. Marvin Jones	Detroit Lions	57
10. Odell Beckham Jr.	Baltimore Ravens	56
Tyler Lockett	Seattle Seahawks	56

Most 100-yard receiving games since 2013:

Player	Current/Last Team	100-Yard Rec Games
1. Julio Jones	Tampa Bay Buccaneers	50
2. Antonio Brown	Tampa Bay Buccaneers	43
3. DeAndre Hopkins	Tennessee Titans	39
Davante Adams	Las Vegas Raiders	39
5. Travis Kelce	Kansas City Chiefs	35
6. Mike Evans	Tampa Bay Buccaneers	34
Keenan Allen	Los Angeles Chargers	34
8. Stefon Diggs	Buffalo Bills	32
9. Amari Cooper	Cleveland Browns	30
10. T.Y. Hilton	Dallas Cowboys	29

CONSECUTIVE GAMES WITH RECEPTION

DeAndre Hopkins has at least one reception in every game he has played during his career. He owns the longest active streak in the NFL and the fourth-longest streak to begin a career in the Super Bowl era (since 1966).

Most consecutive games with at least one reception, active streak:

Player	Current Team	Games
1. DeAndre Hopkins	Tennessee Titans	147
2. Travis Kelce	Kansas City Chiefs	144
3. Stefon Diggs	Buffalo Bills	121
4. Zach Ertz	Arizona Cardinals	118
5. Davante Adams	Las Vegas Raiders	116
6. Allen Robinson	Pittsburgh Steelers	111
7. Cole Beasley	New York Giants	101
8. T.Y. Hilton	Dallas Cowboys	100
9. George Kittle	San Francisco 49ers	84
10. Evan Engram	New York Giants	79

Consecutive games with a reception to begin a career, Super Bowl era (1966–present):

Player	Position	Games
1. Marvin Harrison	WR	190
2. Keyshawn Johnson	WR	167
3. Marshall Faulk	RB	158
4. DeAndre Hopkins	WR	147 (active)
5. Jeremy Shockey	TE	136
6. Calvin Johnson	WR	135
7. <i>Stefon Diggs</i>	<i>WR</i>	<i>121 (active)</i>
8. Michael Crabtree	WR	120
9. <i>Allen Robinson</i>	<i>WR</i>	<i>111 (active)</i>
10. Randy Moss	WR	101

RECEPTIONS PER GAME IN 2022

DeAndre Hopkins totaled 64 receptions for 717 yards and three touchdowns in 2022 despite being limited to nine games. His average of 7.1 receptions per game ranked fourth in the NFL among all players.

Most receptions per game in 2022:

Player	Team	Games	Receptions	Receptions Per Game
1. Cooper Kupp	LA Rams	9	75	8.3
2. Justin Jefferson	Minnesota	17	128	7.5
3. Ja'Marr Chase	Cincinnati	12	87	7.3
4. DeAndre Hopkins	Arizona	9	64	7.1
5. Tyreek Hill	Miami	17	119	7.0
6. Chris Godwin	Tampa Bay	15	104	6.9
7. Stefon Diggs	Buffalo	16	108	6.8
8. Amon-Ra St. Brown	Detroit	16	106	6.6
Keenan Allen	LA Chargers	10	66	6.6
10. Travis Kelce (TE)	Kansas City	17	110	6.5

PLAYERS WITH 800/11,000/70

Wide receiver **DeAndre Hopkins** is one of 23 players in NFL history to reach 800 receptions, 11,000 receiving yards and 70 touchdown catches during a career.

Players in NFL history with 800 receptions, 11,000 receiving yards and 70 touchdown catches:

Player	Receptions	Yards	Rec TDs
Jerry Rice ^{HOF}	1,549	22,895	197
Larry Fitzgerald	1,432	17,492	121
Tony Gonzalez ^{HOF}	1,325	15,127	111
Jason Witten	1,228	13,046	74
Marvin Harrison ^{HOF}	1,102	14,580	128
Cris Carter ^{HOF}	1,101	13,899	130
Tim Brown ^{HOF}	1,094	14,934	100
Terrell Owens ^{HOF}	1,078	15,934	153
Anquan Boldin	1,076	13,779	82
Reggie Wayne	1,070	14,345	82
Andre Johnson	1,062	14,185	70
Steve Smith	1,031	14,731	81
Isaac Bruce ^{HOF}	1,024	15,208	91
Hines Ward	1,000	12,083	85
Randy Moss ^{HOF}	982	15,292	156
Brandon Marshall	970	12,351	83
Antonio Gates	955	11,841	116
Andre Reed ^{HOF}	951	13,198	87
Antonio Brown	928	12,291	83
Torry Holt	920	13,382	74
DeAndre Hopkins	860	11,363	71
Irving Fryar	851	12,785	84
Steve Largent ^{HOF}	819	13,089	100

HOF - Member of the Pro Football Hall of Fame

YOUNGEST TO 800 AND 11,000

As a member of the Arizona Cardinals on Oct. 30, 2022, Hopkins' first catch of the game at Minnesota was the 800th reception of his career. Only two players in NFL history reached 800 receptions at a younger age than Hopkins (30 years, 146 days)—**Larry Fitzgerald** and **Antonio Brown**.

Youngest players in NFL history to reach 800 career receptions:

Player	Age Reaching 800 Receptions
1. Larry Fitzgerald	30 years, 57 days
2. Antonio Brown	30 years, 138 days
3. DeAndre Hopkins	30 years, 146 days
4. Jason Witten (TE)	30 years, 238 days
5. Andre Johnson	31 years, 165 days

On Nov. 21, 2022, DeAndre Hopkins had 91 yards against the 49ers to surpass 11,000 receiving yards for his career. At 30 years, 168 days old, he became the fourth-youngest player in NFL history to reach the milestone.

Youngest players in NFL history to reach 11,000 career receiving yards:

Player	Age Reaching 11,000 Yards
1. Calvin Johnson	30 years, 33 days
2. Larry Fitzgerald	30 years, 85 days
3. Antonio Brown	30 years, 159 days
4. DeAndre Hopkins	30 years, 168 days
5. Randy Moss	30 years, 222 days

HOPKINS' CAREER 100-YARD RECEIVING GAMES

Date	Opp	W/L	Rec.	Yds.	Avg.	Lg	TD
11/30/14	Tennessee	W	9	238	26.4	58t	2
10/29/17	at Seattle	L	8	224	28.0	72t	1
12/15/18	at NY Jets	W	10	170	17.0	45t	2
10/8/15	Indianapolis	L	11	169	15.4	34	0
9/30/18	at Indianapolis	W	10	169	16.9	30	1
12/20/20	Philadelphia	W	9	169	18.8	45	1
10/30/22	at Minnesota	L	12	159	13.3	33	1
10/4/15	at Atlanta	L	9	157	17.4	28	0
10/7/18	Dallas	W	9	151	16.8	49	0
9/13/20	at San Francisco	W	14	151	10.8	33	0
12/10/17	San Francisco	L	11	149	13.5	29t	2
10/18/15	at Jacksonville	W	10	148	14.8	29	2
12/30/18	Jacksonville	W	12	147	12.3	43	0
9/27/20	Detroit	L	10	137	13.7	30	0
12/13/20	at NY Giants	W	9	136	15.1	41	0
10/11/20	at NY Jets	W	6	131	21.8	45	1
11/15/20	Buffalo	W	7	127	18.1	43t	1
11/27/17	at Baltimore	L	7	125	17.9	39	0
1/1/17	at Tennessee	L	7	123	17.6	51	0
12/8/19	Denver	L	7	120	17.1	43t	1
12/15/19	at Tennessee	W	6	119	19.8	35	0
11/22/15	NY Jets	W	5	118	23.6	61t	2
1/12/20 *	at Kansas City	L	9	118	13.1	38	0
9/15/13	Tennessee	W	7	117	16.7	28	1
12/27/15	at Tennessee	W	7	117	16.7	44	1
9/21/14	at NY Giants	L	6	116	19.3	49	0
11/2/14	Philadelphia	L	6	115	19.2	45	1
9/18/16	Kansas City	W	7	113	16.1	35	1
11/12/17	at LA Rams	L	7	111	15.9	36	0
9/9/19	at New Orleans	L	8	111	13.9	38	2
9/16/18	at Tennessee	L	6	110	18.3	31	1
10/27/19	Oakland	W	11	109	9.9	21	0
10/20/14	at Pittsburgh	L	6	108	18.0	32	0
10/1/17	Tennessee	W	10	107	10.7	21	1
10/20/19	at Indianapolis	L	9	106	11.8	21	1
11/4/18	at Denver	W	10	105	10.5	16t	1
12/23/18	at Philadelphia	L	9	104	11.6	18	0
10/25/20	Seattle	W	10	103	10.3	35t	1
10/20/22	New Orleans	W	10	103	10.3	18	0
9/27/15	Tampa Bay	W	8	101	12.6	29	1

* Playoffs

#15 • WR NICK WESTBROOK-IKHINE**6-2, 211, 4th Year, Indiana**[Click for complete bio](#)

Wide receiver **Nick Westbrook-Ikhine** is in his fourth NFL season in 2023. He was originally signed by the Titans as a rookie free agent on May 7, 2020.

From the beginning of 2021, his second year in the NFL, through his third year, Westbrook-Ikhine led the Titans in receiving yards (873) and touchdown catches (seven), and his 63 receptions in that time tied for first place.

In 2022, Westbrook-Ikhine appeared in all 17 games with a career-high 13 starts. He posted 25 catches for 397 yards and three touchdowns.

In 2021, he played in 16 games with seven starts. He ranked second on the team and set career highs with 38 receptions, 476 receiving yards and four touchdown catches, and he added three tackles on special teams. Westbrook-Ikhine was named the team's 2021 recipient of the Ed Block Courage Award.

As a rookie in 2020, he appeared in 14 games with one start and totaled three receptions for 33 yards, two special teams tackles and one reception for a two-point conversion. In one playoff game, he registered two catches for 17 yards and a special teams tackle.

A native of Lake Mary, Fla., he appeared in 52 games with 36 starts at Indiana University, where he totaled 144 receptions for 2,226 yards with 16 touchdowns over four seasons. He ranked sixth in school history in catches, seventh in yardage and touchdowns, and tied for seventh in 100-yard receiving games (six). He became the seventh Hoosier to reach 125 receptions and 2,000 yards. As a senior in 2019, he caught 42 passes for 572 yards and five touchdowns.

2023 Game Notes:

- **At New Orleans (9/10)**, ranked second on the team with four receptions and 58 receiving yards. He recorded catches of 21 and 24 yards in a span of three plays in the fourth quarter to help set up a field goal.
- **Against the Los Angeles Chargers (9/17)**, caught three passes for 25 yards, including a four-yard touchdown with 2 minutes and 22 seconds remaining in the fourth quarter. It was his first touchdown reception of the season and his eighth career touchdown reception.

Westbrook-Ikhine's Career Regular Season Statistics:

Year	Team	GP	GS	Rec	Yds	Avg	Lg	TD
2020	Ten	14	1	3	33	11.0	19	0
2021	Ten	16	7	38	476	12.5	46	4
2022	Ten	17	13	25	397	15.9	63t	3
2023	Ten	2	1	7	83	11.9	24	1
Totals		49	22	73	989	13.5	63t	8

Westbrook-Ikhine's Career Postseason Statistics:

Year	Team	GP	GS	Rec	Yds	Avg	Lg	TD
2020	Ten	1	0	2	17	8.5	12	0
2021	Ten	1	0	0	0	-	0	0
Totals		2	0	2	17	8.5	12	0

Westbrook-Ikhine's Regular Season Single-Game Highs:

Receptions - 7 vs. Houston (11/21/21)
Receiving Yards - 119 vs. Denver (11/13/22)
Long Reception - 63t vs. Denver (11/13/22)
Receiving Touchdowns - 2 vs. Denver (11/13/22)

Westbrook-Ikhine's Playoff Single-Game Highs:

Receptions - 2 vs. Baltimore (1/10/21)
Receiving Yards - 17 vs. Baltimore (1/10/21)
Long Reception - 12 vs. Baltimore (1/10/21)

MORE TITANS WIDE RECEIVERS**14 - WR COLTON DOWELL****6-3, 312, Rookie, Tennessee-Martin**

➤ The Titans selected Colton Dowell with the 228th overall pick in the seventh round of the 2023 NFL Draft.

➤ During six seasons at Tennessee-Martin, Dowell appeared in 47 games with 34 starts and recorded 177 receptions for 2,796 yards and 19 touchdowns. He established a new UT-Martin record for career receiving yardage and also registered 11 career 100-yard receiving performances.

➤ He earned first-team All-OVC honors in 2020 and 2022 and second-team All-OVC honors in 2019 and 2021.

➤ As a graduate in 2022, he started all 11 games for the Skyhawks at wide receiver and tallied 67 receptions for 1,036 yards and six touchdowns to lead the team to an OVC Championship. He became the fourth player in program history to eclipse 1,000 receiving yards in a season, averaging 15.5 yards per reception and 94.7 all-purpose yards per game. Within the conference, he finished in the top five in receptions (second), receiving yards (second), receiving yards per game (second) and touchdowns (fourth). Among all FCS players, he ranked ninth in receiving yards per game, 13th in receiving yards and 19th in receptions per game.

➤ As a senior in 2021, he started six games for the Skyhawks before suffering a season-ending injury. His totals included 22 receptions for 398 yards and two touchdowns.

➤ He is a native of Lebanon, Tenn.

5 - WR KEARIS JACKSON**5-11, 196, Rookie, Georgia**

➤ Kearis Jackson (first name pronounced "key-AIR-iss") was signed by the Titans as a rookie free agent following the 2023 NFL Draft.

➤ Jackson appeared in 55 games with 14 starts over five seasons at Georgia (2018-22). His career totals included 78 receptions for 1,107 yards and four touchdowns, and he also returned 35 kickoffs for 805 yards and 42 punts for 338 yards.

➤ As a graduate in 2022, he played in all 15 games with three starts and finished with 21 receptions for 320 yards. He also returned 18 kickoffs for 391 yards. His efforts helped the Bulldogs to a perfect 15-0 record, an SEC championship and a second consecutive national championship.

➤ As a senior in 2021, he played in 15 games with two starts, totaling 16 receptions for 194 yards and one touchdown to go along with 22 punt returns for 189 yards (8.6-yard average) and six kickoff returns for 116 yards. He helped the Bulldogs to an FBS championship.

➤ He is a native of Fort Valley, Ga.

2023 Game Notes:

- **At New Orleans (9/10)**, returned four punts for 37 yards (9.3 avg.), including a 14-yard return, in his NFL debut.

11 - WR CHRIS MOORE**6-1, 200, 4th Year/1st with Titans, Cincinnati**

➤ Chris Moore was signed by the Titans as an unrestricted free agent on April 19, 2023 after spending five seasons with the Baltimore Ravens (2016-20) and two seasons with the Houston Texans (2021-22).

➤ In 2022, he appeared in 16 games with seven starts for the Texans and tallied career highs in receptions (48) and receiving yards (548) to go along with two receiving scores.

➤ After being selected by the Ravens in the fourth round (107th overall) of the 2016 NFL Draft, Moore recorded 47 receptions for 511 yards with four touchdowns in five seasons with the team. He also excelled on special teams with the Ravens in returning kicks, as well as in punt coverage where he scored two touchdowns, one on a block return in 2016 and one recovering a loose ball in 2017.

➤ Moore played four seasons at the University of Cincinnati (2012-15), where he amassed 119 receptions for 2,301 yards and 26 touchdowns in 50 games played (34 starts). He left the school as the Bearcats' all-time leader




in touchdown receptions and ranked sixth in receiving yards in program history.

➤ He is a native of Tampa, Fla.

2023 Game Notes:

- **At New Orleans (9/10)**, made his Titans debut.
- **Against the Los Angeles Chargers (9/17)**, caught a 49-yard pass from Ryan Tannehill in the fourth quarter to help set up a touchdown six plays later. It was the third-longest reception of his career.

18 - WR KYLE PHILIPS
5-11, 189, 2nd Year, UCLA



- The Titans selected Kyle Philips with the 163rd overall pick in the fifth round of the 2022 NFL Draft.
- As a rookie in 2022, Philips appeared in four games before ending the campaign on injured reserve. He totaled eight receptions for 78 yards and five punt returns for 62 yards (12.4 avg.).
- Started 23 of his 34 games during a four-year career at UCLA, where he totaled 163 receptions for 1,821 yards and 17 touchdowns. He added 25 punt returns for 496 yards (19.8 avg.) with two touchdowns.
- He registered at least one reception in 32 of his 34 college games, including a streak of 29 straight games to end his career.
- At the end of his UCLA career, he ranked fourth on the school's all-time career receptions list. He was the first Bruin to lead the team in receptions in three straight seasons since Craig Bragg from 2001 to 2004.
- As a junior in 2021, he led the Bruins in receptions (59), receiving yards (739) and receiving touchdowns (10). He also led the team in punt returns (nine) and punt return average (22.6).
- As a redshirt freshman in 2019, he posted a career-high 60 receptions for 681 yards and five touchdowns.
- He is a native of San Marcos, Calif.

2023 Game Notes:

- Placed on injured reserve on Aug. 31, 2023.



TITANS OFFENSIVE LINEMEN

CENTERS

No.	Name	Ht	Wt	Exp	College
55	Brewer, Aaron	6-1	295	4	Texas State
62	Levin, Corey	6-4	307	5	Chattanooga
67	Newman, Xavier	6-2	297	1	Baylor

GUARDS

No.	Name	Ht	Wt	Exp	College
60	Brunskill, Daniel	6-5	300	5	San Diego State
75	Radunz, Dillon	6-6	301	3	North Dakota State
77	Skoronski, Peter	6-4	313	R	Northwestern

TACKLES

No.	Name	Ht	Wt	Exp	College
71	Dillard, Andre	6-5	315	5	Washington State
79	Duncan, Jaelyn	6-6	306	R	Maryland
66	Hubbard, Chris	6-4	295	10	Alabama-Birmingham
78	Petit-Frere, Nicholas*	6-5	316	2	Ohio State

* Reserve/Suspended

#55 • OL AARON BREWER

6-1, 295, 4th Year, Texas State

[Click for complete bio](#)



Aaron Brewer is in his fourth NFL season in 2023. He was signed by the Titans as an undrafted free agent on May 7, 2020.

In 2022, Brewer played in every game and started every game for the first time in his career. He started 15 contests at left guard and two games at center, and he helped running back **Derrick Henry** finish second in the NFL with 1,538 rushing yards.

In 2021, he appeared in 12 games with a career-high five starts, including three starts at right guard and two starts at left guard.

As a rookie in 2020, he appeared in 12 games with one start at left guard (Nov. 22 at Baltimore) before landing on reserve/COVID-19 for the postseason.

The Dallas, Texas, native appeared in 48 games with 47 consecutive starts in four seasons at Texas State. During his college career, he started at least five games at every position on the offensive line. He totaled eight starts at left tackle, seven starts at left guard, 15 starts at center, five starts at right guard and 12 starts at right tackle.

As a senior, he started all 12 contests at right tackle and earned All-Sun Belt second-team recognition. He was the highest-graded offensive lineman in the Sun Belt Conference (82.8) by Pro Football Focus, surrendering just three combined sacks and hits in 496 snaps in pass protection.

Brewer's Career Regular Season Games Played/Games Started:


Year	Team	GP	GS	Starts by Position
2020	Ten	12	1	LG-1
2021	Ten	12	5	LG-2, RG-3
2022	Ten	17	17	LG-15, C-2
2023	Ten	2	2	C-2
NFL Totals		43	25	LG-18, RG-3, C-4

Brewer's Career Postseason Games Played/Games Started:

Year	Team	GP	GS	Starts by Position
2020	Ten	0	0	
2021	Ten	1	0	
Playoff Totals		1	0	

#60 • OL DANIEL BRUNSKILL

6-5, 300, 5th Year/1st with Titans, San Diego State
[Click for complete bio](#)



Daniel Brunskill is in his fifth NFL season and his first campaign with the Titans in 2023. He was signed as an unrestricted free agent on March 20, 2023.

Brunskill joined the Titans after spending four seasons (2019-22) with the San Francisco 49ers. In San Francisco, he appeared in 61 games and totaled 42 starts, including starts at every offensive line position: one at left tackle, one at left guard, eight at center, 28 at right guard and four at right tackle. During his four years with San Francisco, the 49ers ranked fifth in the NFL in rushing yards (8,7720) and third in rushing touchdowns (84).

Brunskill also arrived in Tennessee with nine games of postseason experience, including a Super Bowl appearance during the 2019 season.

In 2022, Brunskill played in 14 contests with one start at left guard and one start at right guard. He contributed to an offense that ranked fifth in the league in total yards and sixth in scoring.

In 2021, he recorded a career-high 17 starts, all at right guard.

In 2017, Brunskill entered the NFL as an undrafted college free agent with the Atlanta Falcons. He spent two years on Atlanta's practice squad before signing with San Francisco in 2019.

The Valley Center, Calif., native played four seasons at San Diego State University (2013-16), where he appeared in 54 games with 32 starts. He switched from tight end to offensive line prior to his senior season and finished his college career with 15 receptions for 143 yards and three touchdowns.

Brunskill's Career Regular Season Games Played/Games Started:

Year	Team	GP	GS	Starts by Position
2019	SF	14	7	RT-4, RG-2, LT-1
2020	SF	16	16	RG-8, C-8
2021	SF	17	17	RG-17
2022	SF	14	2	RG-1, LG-1
2023	Ten	2	2	RG-2
NFL Totals		63	44	RG-30, C-8, RT-4, LG-1, LT-1

Brunskill's Career Postseason Games Played/Games Started:

Year	Team	GP	GS	Starts by Position
2019	SF	3	0	
2021	SF	3	3	RG-3
2022	SF	3	0	
Playoff Totals		9	3	RG-3

#71 • OL ANDRE DILLARD

6-5, 315, 5th Year/1st with Titans, Washington State
[Click for complete bio](#)



Andre Dillard is in his fifth NFL season and his first campaign with the Titans in 2023. He was signed as an unrestricted free agent on March 20, 2023.

Dillard joined the Titans after spending four seasons (2019-22) with the Philadelphia Eagles. In Philadelphia, he played in 43 games with nine starts, including eight starts at left tackle and one start at right tackle.

In 2022, he appeared in 12 games and added three games played during the postseason. He was part of a team that won the NFC and advanced to Super Bowl LVII.

In 2021, the Eagles led the NFL in rushing offense (159.7 yards/game). Dillard recorded 15 games played and five starts.

As a rookie in 2019, Dillard played in every game and notched four starts—three at left tackle and one at right tackle.

The Eagles selected Dillard in the first round (22nd overall) of the 2019 NFL Draft following his career at Washington State, where he earned All-America honors as a senior after allowing one sack in 722 pass-blocking snaps. He played 42 games during his college career, including 39 starts at left tackle to end his college career for the Cougars.

He is a native of Woodinville, Wash.



Dillard's Career Regular Season Games Played/Games Started:


Year	Team	GP	GS	Starts by Position
2019	Phi	16	4	LT-3, RT-1
2020	Phi	0	0	
2021	Phi	15	5	LT-5
2022	Phi	12	0	
2023	Ten	2	2	LT-2
NFL Totals		45	11	LT-10, RT-1

Dillard's Career Postseason Games Played/Games Started:

Year	Team	GP	GS	Starts by Position
2019	Phi	1	0	
2021	Phi	1	0	
2022	Phi	3	0	
Playoff Totals		5	0	

#78 • OL NICHOLAS PETIT-FRERE

6-5, 316, 2nd Year, Ohio State
[Click for complete bio](#)



Nicholas Petit-Frere (pronounced "puh-TEET FRAIR") is in his second NFL season in 2023. He was selected by the Titans with the 69th overall pick in the third round of the 2022 NFL Draft.

As a rookie, Petit-Frere started 16 games at right tackle. He joined **Michael Roos** (2005), **Chance Warmack** (2013) and **Jack Conklin** (2016) as the only offensive linemen in the franchise's "Titans era" (1999–present) to start at least 16 games as a rookie. Petit-Frere helped running back **Derrick Henry** rush for 1,538 yards, which ranked second in the NFL.

In four seasons at Ohio State, Petit-Frere saw action in 35 career games with 20 starts. He was a member of three consecutive Big Ten Conference championship teams (2018-20) and was a part of two Ohio State teams that qualified for the College Football Playoffs (2019-2020).

As a junior in 2021, he was named first team All-Big Ten by both the coaches and media after starting all 12 games at left tackle, helping Ohio State lead the nation in total offense and scoring offense. He added first-team All-American honors by the Football Writers Association of America and CBS Sports.

As a sophomore in 2020, he received second-team All-Big Ten honors after starting seven games at right tackle for the eighth-ranked rushing attack in the country. He was an Academic All-Big Ten selection.

Petit-Frere is a native of Tampa, Fla.

Petit-Frere's Career Regular Season Games Played/Games Started:

Year	Team	GP	GS	Starts by Position
2022	Ten	16	16	RT-16
2023*	Ten	0	0	
NFL Totals		16	16	RT-16

* On the reserve/suspended list to begin the 2023 season

#77 • OL PETER SKORONSKI

6-4, 313, Rookie, Northwestern
[Click for complete bio](#)



Peter Skoronski was selected by the Titans with the 11th overall pick in the first round of the 2023 NFL Draft.

During a three-year career at Northwestern University, Skoronski started all 33 games at left tackle without missing a game. He earned second-team All-Big Ten honors as a freshman and first-team recognition in each of the next two seasons. He became the first offensive lineman in program history to earn two All-Big Ten first-team awards.

While he was a three-year starter at left tackle, he possesses the versatility to move inside to guard.

As a junior in 2022, he was named the Rimington-Pace Big Ten Offensive Lineman of the Year—the first ever by a Northwestern lineman—after starting all 12 games at left tackle. He was the first player in school history to become a unanimous first-team All-American and was named first-team All-Big Ten by coaches and media. He finished as a finalist for the 2022 Outland Trophy, recognizing nation's best college interior lineman on both offense and defense.

When the Titans drafted Skoronski, he became Northwestern's highest draft selection since guard **Chris Hinton** went to Denver with the fourth pick in 1983, and he was the 11th player in program history to be picked in the first round.

His grandfather, **Bob Skoronski Sr.**, was a left tackle for the Green Bay Packers, playing nine total seasons with the franchise. He was a permanent offensive captain for the Packers under **Vince Lombardi** and played on five NFL championship teams. In 1976, he was inducted into the Packers Hall of Fame. **Bob Skoronski Jr.**, Peter's father, was an All-Ivy League football player at Yale.

Peter Skoronski attended Maine South High School in Park Ridge, Ill.

Skoronski's 2023/Career Regular Season Games Played/Games Started:

Year	Team	GP	GS	Starts by Position
2023	Ten	1	1	LG-1

Skoronski's College Games Played/Games Started:

Year	Team	GP	GS	Starts by Position
2020	Northwestern	9	9	LT-9
2021	Northwestern	12	12	LT-12
2022	Northwestern	12	12	LT-12
Playoff Totals		33	33	LT-33



MORE TITANS OFFENSIVE LINEMEN

79 - OL JAELYN DUNCAN

6-6, 306, Rookie, Maryland



➤ Jaelyn Duncan was selected by the Tennessee Titans in the sixth round (186th overall) of the 2023 NFL Draft.

➤ In five seasons at Maryland (2018-22), Duncan appeared in 42 games with 39 starts. A four-year starter on the offensive line, he won the starting left tackle position one game into his redshirt freshman campaign and went on to earn All-Big Ten honorable mention three times during his career (2020-22).

➤ As a senior in 2022, he played and started in 12 games at left tackle. He blocked for a Maryland passing offense that ranked third in the Big Ten in 2022 by averaging 259.8 yards per game through the air. Following the season, he was named honorable mention All-Big Ten and selected to participate in the Reese's Senior Bowl.

➤ As a junior in 2021, Duncan appeared in all 13 games with 11 starts at left tackle. He was part of an offense that set a program record for most passing yards in a season with 3,960, protecting quarterback Taulia Tagovailoa, who broke program records in passing yards (3,860), passing touchdowns (26), completions (328), completion percentage (69.2%) and 300-yard passing games (seven). Duncan was named honorable mention All-Big Ten.

➤ Duncan is a native of New Carrollton, Md.

66 - OL CHRIS HUBBARD

6-4, 295, 10th Year/1st with Titans, Alabama-Birmingham



➤ Chris Hubbard was signed by the Titans as a free agent on July 28, 2023.

➤ Hubbard entered the NFL as an undrafted rookie free agent with the Steelers in 2013. Over the next nine seasons, he played in 85 total games with 49 starts during his time with the Steelers (2013-17) and Cleveland Browns (2018-22). He recorded 41 starts at right tackle, four starts at right guard and four starts as an extra tight end.

➤ In 2022, he played in four games with one start for the Browns.

➤ In 2019, Hubbard started 13 games at right tackle with the Browns.

➤ In 2018, he started a career-high 16 games in his first year in Cleveland.

➤ During his college career at Alabama-Birmingham, he appeared in 40 games and notched 29 starts.

➤ A native of Columbus, Ga., Hubbard's uncle is former NFL player Brentson Buckner, currently the defensive line coach for the Jacksonville Jaguars.

➤ He is a native of Columbus, Ga.

62 - C/G COREY LEVIN

6-4, 307, 5th year, Chattanooga



➤ Corey Levin was claimed by the Titans off waivers from the New York Jets on Sept. 1, 2021, rejoining the team that selected him in the sixth round (217th overall) of the 2017 NFL Draft. After spending the first four games of 2021 on the practice squad, he was signed to the 53-man roster on Oct. 8.

➤ In 2022, he appeared in all 17 games, including starts at center in the final three games of the season.

➤ In 2021, he appeared in 12 games as a reserve.

➤ He played in 16 games during his previous stint with the Titans (2017-18) before spending time with Denver and Chicago in 2019 and New England in 2020. He signed with the Jets during the 2021 offseason and was there through the 2021 preseason.

➤ In 2018, he appeared in all 16 games for the Titans with one start (Oct. 21 vs. the Chargers in London).

➤ As a rookie in 2017, Levin spent the entire season on the 53-man roster but did not see game action. He was inactive 14 times and did not play in two other contests.

➤ A native of Dacula, Ga., he appeared in 52 career games with 51 starts at Chattanooga, 45 of which were consecutive. He developed versatility over his four-year collegiate career, making starts at left guard, and both tackle spots.

67 - C/G XAVIER NEWMAN
6-2, 297, 1st Year, Baylor

- Xavier Newman was signed by the Titans as a rookie free agent on May 13, 2022.
- In 2022, he appeared in one contest as a rookie (Dec. 29 against Dallas). He spent the first 14 games of the season on the practice squad.
- In five seasons at Baylor (2017-21), Newman appeared in 47 games with 37 starts. His starts included 28 games at left guard, eight games at right guard and one contest at center.
- As a graduate in 2021, he started all 14 games at left guard and helped pave the way for Baylor to average 219.3 rushing yards per game, ranking 10th nationally. He earned All-Big 12 honorable mention.
- Newman is a native of Desoto, Texas.



75 - OL DILLON RADUNZ
6-6, 301, 3rd Year, North Dakota State

- The Titans selected Dillon Radunz with the 53rd overall pick in the second round of the 2021 NFL Draft.
- In 2022, he appeared in 11 games, including four starts. He started two games at left guard and two games at right guard. His season came to an end on Dec. 21 when he was placed on injured reserve.
- As a rookie in 2021, he appeared in 12 games with one start at left tackle.
- A native of Becker, Minn., Radunz declared for the NFL Draft after North Dakota State's lone fall game his senior season, choosing to forego the Bisons' spring football schedule.
- He started 32 collegiate games at NDSU and was a member of four Missouri Valley Football Conference championship teams and three NCAA Division I football national championships.
- In 2020, he made his 32nd consecutive and final start at left tackle for the Bison in the Oct. 3 season opener against Central Arkansas and helped the Bison rush for 276 yards in the 39-28 victory.
- As a junior in 2019, he started all 16 games at left tackle. In 12 regular season games, he played 682 snaps with 63 knockdowns and zero sacks allowed. NDSU rushed for a school-record 4,601 yards.
- He is a native of Becker, Minn.





TITANS

DEFENSIVE LINEMEN

No.	Name	Ht	Wt	Exp	College
96	Autry, Denico	6-5	285	10	Mississippi State
91	Brown, Shakel (IR)	6-3	295	R	Troy
90	Jones, Naquan	6-3	313	3	Michigan State
92	Peevy, Jayden	6-5	308	1	Texas A&M
98	Simmons, Jeffery	6-4	305	5	Mississippi State
93	Tart, Teair	6-2	304	4	Florida International

#96 • DL DENICO AUTRY

6-5, 285, 10th Year, Mississippi State
[Click for complete bio](#)



Defensive lineman **Denico Autry** is in his 10th NFL season and his third season with the Titans in 2023. He was signed by the Titans as an unrestricted free agent on March 19, 2021.

During his first two seasons in Tennessee, Autry appeared in 29 games and led the Titans with 17 total sacks. It was the highest sack total of Autry's career in any two-year period.

Although injuries limited him to 12 games in 2022 (eight starts), he led the defense with eight sacks and a career-high 45 quarterback pressures. He also tallied 27 tackles, eight tackles for loss, four passes defended, two forced fumbles and a blocked extra point.

Autry has been one of the NFL's best in blocking opponent kicks and punts. From 2014 to 2022, he recorded a league-high total of 10 blocks, including three field goals, six extra points and one punt. He blocked an extra point in 2022.

In 2021, Autry appeared in all 17 games with 11 starts and finished second on the team with nine sacks. His sack total tied his career high, matching the nine sacks he had in 2018 as a member of the Indianapolis Colts. He added 32 tackles, 44 quarterback pressures, 10 tackles for loss and six passes defended.

After entering the NFL as a rookie free agent with the Oakland Raiders in 2014, Autry played four seasons with the Raiders (2014-17) and then three seasons with the Indianapolis Colts (2018-20). During that time he appeared in 96 games with 56 starts and amassed 200 tackles, 30.5 sacks, 53 quarterback hits, 17 passes defended, three forced fumbles and three fumble recoveries.

In 2020, Autry collected 33 tackles, 7.5 sacks, 10 quarterback pressures and nine tackles for loss in 14 games with the Colts. His 13 starts were the second-highest total of his career (14 in 2019).

In 2018, Autry led the Colts with a career-best nine sacks in his first season in Indianapolis. He also posted career highs with 13 tackles for loss and two forced fumbles.

The Albemarle, N.C., native played in 26 games (23 starts) in two seasons at Mississippi State University, totaling 73 tackles, 16 tackles for



loss, six sacks and three forced fumbles. He spent his first two collegiate seasons at East Mississippi Community College where he was an NJCAA All-American and national champion.

2023 Game Notes:

- **At New Orleans (9/10)**, totaled 1.5 sacks, five total tackles and six quarterback pressures. He registered his 14th career game with at least 1.5 sacks and his third career game with at least 1.5 sacks and five tackles. He split a seven-yard sack of Derek Carr with Arden Key in the second quarter and added a seven-yard solo sack later in the second quarter.
- **Against the Los Angeles Chargers (9/17)**, notched five tackles, including a sack, and added two quarterback pressures. He ended the Chargers' first drive with a sack on third down, dropping Justin Herbert for a seven-yard loss. It was the 50th sack of Autry's 10-year NFL career, and it gave him 2.5 sacks in 2023. He became the 33rd NFL player to reach 50 sacks since he entered the NFL in 2014 and the 25th active player to do so.

Autry's Career Regular Season Statistics:

Year	Team	GP	GS	Tackle	Sack	QBP	TFL	Int	PD	FF	FR
2014	Oak	10	0	13	0.0	1	3	0	0	0	0
2015	Oak	14	8	29	3.0	7	6	0	4	0	0
2017	Oak	16	3	35	5.0	9	9	0	7	0	0
2018	Ind	12	11	37	9.0	11	13	0	1	2	1
2019	Ind	14	14	32	3.5	11	4	0	4	1	0
2020	Ind	14	13	33	7.5	10	9	0	0	0	0
2021	Ten	17	11	32	9.0	44	10	0	6	0	0
2022	Ten	12	8	27	8.0	45	8	0	4	2	0
2023	Ten	2	2	8	2.5	8	2	0	0	0	0
Totals		127	77	283	50.0	150	70	0	29	5	3

Autry's Career Postseason Statistics:

Year	Team	GP	GS	Tackle	Sack	QBP	TFL	Int	PD	FF	FR
2016	Oak	1	0	3	0.0	0	2	0	1	0	0
2018	Ind	2	2	4	1.0	3	2	0	0	0	0
2020	Ind	1	1	4	1.5	2	1	0	0	1	0
2021	Ten	1	1	3	1.5	2	0	0	1	0	0
Totals		1	1	3	1.5	2	0	0	1	0	0

Autry's Regular Season Single-Game Highs:

- Tackles** - 9 vs. Houston (9/30/18)
- Sacks** - 3 at Jacksonville (12/2/18)
- Forced Fumbles** - 2 at Jacksonville (12/2/18)
- Fumble Recovery** - 1 (Three times, last vs. Miami, 11/25/18)
- Pass Defensed** - 2 (Three times, last at L.A. Rams, 11/7/21)
- Tackles for Loss** - 4 vs. Houston (9/30/18)

Autry's Playoff Single-Game Highs:

- Tackles** - 4 (Three times, last at Buffalo, 1/9/21)
- Sacks** - 1.5 (Twice, last vs. Cincinnati, 1/22/22)
- Forced Fumbles** - 1 at Buffalo (1/9/21)
- Passes Defensed** - 1 (Twice, last vs. Cincinnati, 1/22/22)
- Tackles for Loss** - 2 (Twice, last at Kansas City, 1/12/19)

MOST TOTAL BLOCKS FROM 2014-2022

Since entering the NFL in 2014, **Denico Autry** has recorded a total of 10 blocks, getting a hand on six extra point attempts, three field goals and one punt. Autry leads the NFL in total blocks during that time.

In 2021, Autry's first season in Tennessee, he was credited with a field goal block against the Miami Dolphins on Jan. 2.

In 2022, he blocked an extra point at Green Bay on Nov. 17.


Most total blocked field goals, extra points and punts from 2014 to 2022:

Player	FG	Blocked ...		Total
		PAT	Punt	
1. Denico Autry	3	6	1	10
2. Henry Anderson	3	1	1	5
Margus Hunt	2	3	0	5
Ra'Shede Hageman	1	4	0	5
5. William Gholston	2	2	0	4
Vincent Taylor	3	1	0	4
Shelby Harris	4	0	0	4
Cory Littleton	0	0	4	4
Derek Barnett	2	2	0	4
10. (several tied)				3

#98 • DT JEFFERY SIMMONS

6-4, 305, 5th Year, Mississippi State

[Click for complete bio](#)



Defensive lineman **Jeffery Simmons** is in his fifth NFL season in 2023. He was selected by the Titans in the first round (19th overall) of the 2019 NFL Draft.

During his first four seasons, Simmons appeared in 56 games with 54 starts and earned two Pro Bowl berths. The two-time team captain (2021-22) accumulated 196 tackles, 21 sacks, 19 passes defensed, two forced fumbles and three fumble recoveries. He was second on the defense in sacks during that span behind only **Harold Landry III** (26.5).

In 2022, Simmons appeared in 15 games and anchored a unit that ranked first in the NFL in rushing defense (76.9 opponent rushing yards per game). En route to his second consecutive Pro Bowl appearance, he totaled 53 tackles, 7.5 sacks, 43 quarterback pressures, nine tackles for loss, one forced fumble and a career-high seven passes defensed, which tied for the fourth-best mark among all NFL defensive linemen. Simmons and Arizona's **J.J. Watt** were the NFL's only players in 2022 with at least seven sacks and seven passes defensed.

Before the start of the 2021 season, Simmons was named a team captain for the first time in his career, and he went on to become one of six players on the roster to start all 17 games. He was named to his first career Pro Bowl and added Associated Press second-team All-Pro honors after setting career highs in several categories, including sacks (8.5), tackles (54), quarterback pressures (58), tackles for loss (12) and passes defensed (six). He led the squad in pressures and placed third in sacks. Among all defensive tackles in the NFL, his 8.5 sacks ranked sixth. In the divisional playoffs, he set a franchise postseason record with three sacks.

In 2020, Simmons appeared and started in 15 games. With three defensive fumble recoveries, he tied **Chase Young** for the most in the NFL in 2020 and was the first Titans defender with three fumble recoveries in a season since 2005, when linebacker **Brad Kassell** accomplished the feat. Simmons ranked second on the team with 19 quarterback pressures and added 49 tackles, three sacks, three tackles for loss, five passes defensed and one forced fumble. In the franchise's "Titans era" (since 1999), he became the first player to post at least three fumble recoveries, three sacks and five passes defensed in the same season. He also had three tackles and a tackle for loss in one playoff contest.

Simmons began his rookie season on the non-football injury list due to a knee injury he suffered during training in February 2019. He missed the first six games of the season before joining the 53-man roster in Week 7.

His rookie totals included 40 tackles, two sacks, two tackles for loss, 14 quarterback pressures and one pass defensed in nine games (seven starts). He added four tackles, three quarterback pressures and a fumble recovery in three playoff contests.



During a three-year career as a defensive tackle at Mississippi State, Simmons appeared in 38 contests with 28 starts. He finished his career ranked sixth in school history with 32.5 tackles for loss. He also tied for sixth in MSU annals with five forced fumbles and tied for fourth with three blocked kicks. His totals also included 163 tackles, seven sacks, seven passes defended and two defensive touchdowns.

He was a first-team All-SEC selection as a sophomore and junior and was one of two players in the nation to be named a Bednarik Award Semifinalist in both 2017 and 2018.

As a junior in 2018, Simmons was named second-team All-American after totaling 63 tackles, 17 tackles for loss and two sacks. His 17 tackles for loss led the team, ranked fourth in the SEC and were the third-most in single-season school history.

During his sophomore season (2017), he set a career high with five sacks and added 12 tackles for loss. With three total blocked kicks and punts, he became the first SEC player since 2004 to lead the nation in the category.

Simmons is a native of Macon, Miss.

2023 Game Notes:

- **At New Orleans (9/10)**, totaled five tackles, one sack, two tackles for loss and three quarterback pressures. He recorded his first sack of the season in the second quarter, dropping Derek Carr for a three-yard loss. It was his third consecutive Week 1 game with at least one sack.
- **Against the Los Angeles Chargers (9/17)**, credited with five tackles, including a sack, and also tied for the team lead with four quarterback pressures. In the third quarter, he ended a Chargers drive with a nine-yard sack on third down. It marked the first time in his career he posted at least one sack in Week 1 and Week 2.

Simmons' Career Regular Season Statistics:

Year	GP	GS	Tackle	Sack	QBP	TFL	Int	PD	FF	FR
2019	9	7	40	2.0	14	2	0	1	0	0
2020	15	15	49	3.0	20	3	0	5	1	3
2021	17	17	54	8.5	58	12	0	6	0	0
2022	15	15	53	7.5	43	9	0	7	1	0
2023	2	2	10	2.0	7	3	0	0	0	0
Totals	58	56	206	23.0	142	29	0	19	2	3

Simmons' Career Postseason Statistics:

Year	GP	GS	Tackle	Sack	QBP	TFL	Int	PD	FF	FR
2019	3	0	4	0.0	3	0	0	0	0	1
2020	1	1	3	0.0	0	1	0	0	0	0
2021	1	1	8	3.0	3	3	0	0	0	0
Totals	5	2	15	3.0	6	4	0	0	0	1

Simmons' Regular Season Single-Game Highs:

- Tackles** - 7 vs. Cleveland (12/6/20)
- Sacks** - 3 at Los Angeles Rams (11/7/21)
- Forced Fumbles** - 1 (Twice, last vs. N.Y. Giants, 9/11/22)
- Fumble Recoveries** - 1 (Three times, last vs. Detroit, 12/20/20)

Simmons' Playoff Single-Game Highs:

- Tackles** - 8 vs. Cincinnati (1/22/22)
- Sacks** - 3 vs. Cincinnati (1/22/22)
- Forced Fumbles** - 1 (Twice, last vs. N.Y. Giants, 9/11/22)
- Fumble Recoveries** - 1 at Baltimore (1/11/20)

2021-22 TACKLES, SACKS & PASSES DEFENSED

Jeffery Simmons earned his first two Pro Bowl berths in 2021 and 2022. Over those two seasons, he was one of only four NFL players with at least 100 total tackles, 15 sacks and 10 passes defended. The rest of the group included **Maxx Crosby**, **Cameron Heyward** and **T.J. Watt**. Simmons and Heyward were the only interior defensive linemen in the league to accomplish the feat.

NFL players with a minimum of 100 tackles, 15 sacks and 10 passes defended from 2021 to 2022:

Player	Team	Total Tackles	Sacks	Passes Defensed
Jeffery Simmons	Tennessee	107	16.0	13
Maxx Crosby	Las Vegas	144	20.5	11
Cameron Heyward	Pittsburgh	163	20.5	13
T.J. Watt	Pittsburgh	103	28.0	12

#93 • NT TEAIR TART

6-2, 304, 4th Year, Florida International
[Click for complete bio](#)



Nose tackle **Teair Tart** (first name pronounced "tee-AIR") is in his fourth NFL season in 2023. He joined the Titans as a rookie free agent following the 2020 NFL Draft.

Tart ascended in his first three seasons from an undrafted rookie with one start in 2020 to 16 starts in 2022. His statistics during his first three campaigns included 55 tackles, 1.5 sacks, one interception and six passes defended.

In 2022, Tart's 16 starts at nose tackle established a career high. He also established career-best totals with 34 tackles, 1.5 sacks, 22 quarterback pressures, five tackles for loss, one interception, six passes defended and one fumble recovery. He helped the Titans finish with the NFL's top rushing defense (76.9 opponent rushing yards per game).

In 2021, he appeared in 11 games with 10 starts. His totals included 16 tackles, three quarterback pressures and two tackles for loss, giving him career highs in each category.

In 2020, he appeared in seven games as a rookie and totaled five tackles, two quarterback pressures, one tackle for loss, one pass defended.

The Philadelphia, Pa., native appeared in 23 games with 10 starts over two seasons at Florida International, totaling 51 tackles, 19.0 tackles for loss, six sacks, one pass defended, five quarterback pressures and two forced fumbles.

Tart also played at Ellsworth (Iowa) Community College in 2017 and ASA (N.Y.) College in 2016.

2023 Game Notes:

- **At New Orleans (9/10)**, totaled five tackles, including a tackle for loss.
- **Against the Los Angeles Chargers (9/17)**, tallied two tackles, one tackle for loss and one quarterback pressure.

Tart's Career Regular Season Statistics:

Year	GP	GS	Tackle	Sack	QBP	TFL	Int	PD	FF	FR
2020	7	1	5	0.0	2	1	0	1	0	0
2021	11	10	16	0.0	3	2	0	0	0	0
2022	16	16	34	1.5	22	5	1	6	0	1
2023	2	2	7	0.0	1	2	0	0	0	0
Totals	36	29	62	1.5	28	10	1	7	0	1

Tart's Career Postseason Statistics:

Year	GP	GS	Tackle	Sack	QBP	TFL	Int	PD	FF	FR
2020	0	0	0	0.0	0	0	0	0	0	0
2021	0	0	0	0.0	0	0	0	0	0	0
Totals	0	0	0	0.0	0	0	0	0	0	0



Tart's Regular Season Single-Game Highs:

- Tackles** - 6 vs. Dallas (12/29/22)
- Sacks** - 1 at Jacksonville (1/7/23)
- Interceptions** - 1 at Indianapolis (10/2/22)
- Fumble Recoveries** - 1 vs. Dallas (12/29/22)

MORE TITANS DEFENSIVE LINEMEN

90 - DL NAQUAN JONES

6-3, 313, 3rd Year, Michigan State

- Naquan Jones was signed by the Titans as an undrafted free agent on May 14, 2021.
- In 2022, he appeared in 11 games with one start and totaled 16 tackles, a sack, three quarterback pressures and two stops for loss.
- In 2021, he appeared in 13 games as a rookie and registered five starts. He totaled 29 tackles, 2.5 sacks, four quarterback pressures, four tackles for loss and two passes defended. He also started the team's divisional playoff contest and totaled two tackles and a half sack.
- A native of Evanston, Ill., he appeared in 46 games with five starts on the defensive line over four seasons at Michigan State (2017-20) and totaled 78 tackles, 12.5 tackles for loss, three sacks, three passes defended, one forced fumble and one fumble recovery over his career
- As a senior (2020), Jones saw action in all seven games and made four starts. He recorded 24 tackles, a career-high five stops for loss, one pass defended and one fumble recovery.



92 - DE JAYDEN PEEVY

6-5, 308, 1st Year, Texas A&M

- Jayden Peevy was signed by the Titans as a rookie free agent on May 13, 2022.
- In 2022, he spent his entire rookie season on the team's practice squad. He appeared in one game as a reserve (Dec. 29 vs. Dallas).
- In five seasons at Texas A&M (2017-21), he appeared in 58 games with 24 starts and totaled 137 career tackles, 19 tackles for loss, 7.5 sacks, one interception, eight passes defended, one forced fumble, one fumble recovery and four blocked kicks.
- As a redshirt senior in 2021, he started all 11 games and posted a career-high 43 tackles and six tackles for loss. He added two sacks, one interception, a career-best four passes defended and one forced fumble.
- He is a native of Bellaire, Texas.



TITANS INSIDE LINEBACKERS


No.	Name	Ht	Wt	Exp	College
2	Al-Shaair, Azeez	6-2	228	5	Florida Atlantic
50	Gibbens, Jack	6-3	242	1	Minnesota
57	Gifford, Luke	6-3	243	5	Nebraska
41	Reese IV, Otis	6-3	214	R	Mississippi
56	Rice, Monty	6-0	233	3	Georgia

#2 • LB AZEEZ AL-SHAIR

6-2, 228, 5th Year/1st with Titans, Florida Atlantic

[Click for complete bio](#)

Linebacker **Azeez Al-Shaair** (name pronounced "uh-ZEEZ al-SHY-er") is in his fifth NFL season and his first campaign with the Titans in 2023. He was signed as an unrestricted free agent on March 20, 2023.



Prior to joining the Titans, Al-Shaair played 56 games with 31 starts in four seasons (2019-22) with the San Francisco 49ers. He totaled 199 tackles, two sacks, 11 tackles for loss, two interceptions, seven passes defended, two forced fumbles and three fumble recoveries.

In 2022, he appeared in 12 games with nine starts. San Francisco boasted the league's top-ranked defense, allowing only 300.6 yards and 16.2 points per game, both of which led the NFL.

In 2021, he set career marks with 13 starts, 103 tackles, two fumble recoveries and two sacks. He matched career highs with one interception and one forced fumble.

The Tampa, Fla., native entered the NFL in 2019 as undrafted college free agent from Florida Atlantic. During college, he was a four-year starter and recorded 397 tackles, 32.5 tackles for loss, 7.5 sacks, two forced fumbles and one interception. He earned all-conference honors following his junior season.

2023 Game Notes:

- **At New Orleans (9/10)**, started and was credited with six tackles in his Titans debut.
- **Against the Los Angeles Chargers (9/17)**, tied for second place on the defense with eight tackles.



Al-Shaair's Career Regular Season Statistics:

Year	Team	GP	GS	Tackle	Sack	QBP	TFL	Int	PD	FF	FR
2019	SF	15	4	11	0.0	0	0	0	0	0	0
2020	SF	16	5	34	0.0	1	1	1	2	1	0
2021	SF	13	13	102	2.0	5	9	1	5	1	2
2022	SF	12	9	44	0.0	3	1	0	0	0	1
2023	Ten	2	2	14	0.0	0	0	0	0	0	0
Totals		58	33	205	2.0	9	11	2	7	2	3

Al-Shaair's Career Postseason Statistics:

Year	Team	GP	GS	Tackle	Sack	QBP	TFL	Int	PD	FF	FR
2021	SF	3	1	13	0.0	2	0	0	0	0	0
2022	SF	3	3	12	0.0	0	0	0	0	0	0
Totals		6	4	25	0.0	2	0	0	0	0	0

Al-Shaair's Regular Season Single-Game Highs:

- Tackles** - 15 at Seattle (12/5/21)
- Sacks** - 1 at Cincinnati (12/12/21)
- Tackle For Loss** - 3 at Cincinnati (12/12/21)
- Interceptions** - 1 (Twice, last vs. Minnesota, 11/28/21)
- Passes Defensed** - 2 at Detroit (9/12/21)
- Forced Fumbles** - 1 (Twice, last at Seattle, 12/5/21)
- Fumble Recoveries** - 1 (Three times, last vs. Tampa Bay, 12/11/22)

Al-Shaair's Playoff Single-Game Highs:

- Tackles** - 7 vs. Dallas (1/22/23)

MORE TITANS INSIDE LINEBACKERS

50 - LB JACK GIBBENS

6-3, 242, Rookie, Minnesota

- Jack Gibbens was originally signed by the Titans as an undrafted free agent on May 13, 2022. He rejoined the team on the practice squad on Sept. 12 after being waived in the final roster cutdown.
- As a rookie in 2022, he appeared in five games with two starts. His totals included 27 tackles, one interception and one special teams tackle.
- Prior to reaching the NFL, he appeared in 13 games with 13 starts in one season at Minnesota (2021), totaling 92 tackles, 4.5 tackles for loss, three passes defensed and one forced fumble.
- Transferred to Minnesota after playing four seasons at Abilene Christian (2017-20) where he saw action in 39 games and recorded 257 tackles, 22 tackles for loss, seven sacks, five interceptions, 11 passes defensed, one forced fumble, three fumble recoveries and one blocked kick.
- Gibbens is a native of Bulverde, Texas.




2023 Game Notes:

- **At New Orleans (9/10)**, started and ranked third on the defense with seven tackles, including a tackle for loss.

57 - LB LUKE GIFFORD

6-3, 243, 5th Year/1st with Titans, Nebraska

- Luke Gifford was signed by the Titans as an unrestricted free agent on March 20, 2023.
- Gifford joined the Titans after playing four years (2019-22) with the Dallas Cowboys as a standout special teams player. He totaled 40 tackles on defense and 30 special teams stops in 46 games.
- In 2022, he led the Cowboys with 12 special teams tackles and forced a fumble.
- In both 2021 and 2020, he was second on the team in special teams tackles with a combined 12 stops and a blocked punt.
- He played four seasons at Nebraska (2015-18), appearing in 29 games with 19 starts and totaling 109 tackles, seven sacks, 19 tackles for loss and three interceptions.
- As a senior captain, he tallied 62 tackles, 13 tackles for loss, 5.5 sacks, two interceptions and a forced fumble in 12 games, earning All-Big Ten honorable mention. His 5.5 sacks were the most by a Cornhusker linebacker since 2005.
- He is a native of Lincoln, Neb.



2023 Game Notes:

- **At New Orleans (9/10)**, saw action on special teams in his Titans debut.

41 - LB OTIS REESE IV

6-3, 214, Rookie, Mississippi

- Otis Reese IV was signed by the Titans as a rookie free agent on May 12, 2023.
- In three seasons at Mississippi (2020-22), he played in 29 games with 27 starts and recorded 198 tackles, 10 tackles for loss, 4.5 sacks, two interceptions, eight passes defensed, one forced fumble and one fumble recovery.
- As a graduate in 2022, he started all 11 games and finished second on the team with 84 total tackles, including eight tackles for loss. He added three sacks, one interception, one fumble recovery and four passes defensed.
- He transferred to Mississippi from Georgia following the 2019 season. At Georgia, he saw action in 25 games with one start over two seasons (2018-19) and recorded 16 tackles.
- He is a native of Leesburg, Ga.




2023 Game Notes:

- **At New Orleans (9/10)**, recorded a special teams tackle in his NFL debut.

56 - LB MONTY RICE

6-0, 233, 2nd Year, Georgia


- The Titans selected Monty Rice in the third round (92nd overall) of the 2021 NFL Draft.
- In 2022, Rice played in 13 games with six starts and ranked fourth on the team with 63 tackles. He added three quarterback pressures, four stops for loss, a pass defensed and three special teams stops.
- In 2021, he appeared in 10 games with four starts before finishing the season on injured reserve. He registered 30 tackles and one pass defensed.
- The Huntsville, Ala., native played four seasons at Georgia (2017-20) where he appeared in 47 games with 28 starts and tallied 219 tackles, 10.5 tackles for loss, two sacks, 21 quarterback pressures, five passes defensed, three forced fumbles and one fumble recovery returned for a touchdown for the Bulldogs.
- In 2020, Rice was named a finalist for the Butkus Award, which recognizes the nation's best linebacker, after amassing 49 tackles, four tackles for loss, one sack, one pass defensed, two forced fumbles and one fumble recovery returned for a score.
- As a junior in 2019, Rice was Georgia's leading tackler with 89 total stops.
- In 2018, he played in nine games and made five starts. Finished as Georgia's third-leading tackler with 59 stops. Also posted 1.5 tackles for loss, one sack, two quarterback pressures, one pass defensed and one forced fumble.



2023 Game Notes:

- **At New Orleans (9/10)**, recorded two stops on special teams.





TITANS

OUTSIDE LINEBACKERS

No.	Name	Ht	Wt	Exp	College
51	Gipson, Trevis	6-4	263	4	Tulsa
49	Key, Arden	6-5	240	6	Louisiana State
58	Landry III, Harold	6-2	252	6	Boston College
42	Murphy, Caleb	6-3	254	R	Ferris State
99	Weaver, Rashad	6-4	259	3	Pittsburgh

#49 • OLB ARDEN KEY

6-5, 240, 6th Year/1st with Titans, Louisiana State
[Click for complete bio](#)



Outside linebacker **Arden Key** is in his sixth NFL season and his first campaign with the Titans in 2023. He was signed by the Titans as an unrestricted free agent on March 20, 2023.

Key originally entered the NFL as a third-round pick (87th overall) of the Oakland Raiders in 2018 and spent his first three campaigns with the organization. He then spent the 2021 campaign with the San Francisco 49ers and the 2022 season with the Jacksonville Jaguars. His statistical totals during his first five NFL seasons included 98 tackles and 14 sacks in 71 games (13 starts).

In 2022, Key played 17 games with three starts for the Jaguars and totaled 27 tackles, 4.5 sacks, 38 quarterback pressures, five tackles for loss and a fumble recovery. His 38 pressures ranked second for the Jaguars, and over the last five weeks of the season, he posted 25 pressures, which ranked second in the league behind Nick Bosa over that time frame. He was a key figure in helping the Jaguars win the AFC South and advance to the divisional round of the playoffs.

In 2021, Key notched a career-best 6.5 sacks to go along with 22 tackles and 25 quarterback pressures in his lone season with the 49ers.

During a three-year career at Louisiana State University, Key totaled 21 sacks and 26.5 tackles for loss. As a sophomore, he earned all-conference honors, while setting the school record for sacks in a season (12.0).

He is a native of Atlanta, Ga.

2023 Game Notes:

- **At New Orleans (9/10)**, made his Titans debut and tied for the team lead with 1.5 sacks. He also led the team with a career-high 11 quarterback pressures, the most by any NFL player in Week 1 through Sunday, Sept. 10. He tied his career high in sacks, equaling his previous high of 1.5 sacks against Dallas as a member of the Jacksonville Jaguars on Dec. 18, 2022. In the second quarter, he tallied his first sack of the season, dropping Derek Carr for a six-yard loss. Later in the second quarter he shared a seven-yard sack with Denico Autry later in the second quarter. His totals also included four total tackles, which tied his career high, and one pass defended.
- **Against the Los Angeles Chargers (9/17)**, tied for the team lead with four quarterback pressures.

Key's Career Regular Season Statistics:

Year	Team	GP	GS	Tackle	Sack	QBP	TFL	Int	PD	FF	FR
2018	Oak	16	10	30	1.0	13	4	0	0	0	0
2019	Oak	7	0	4	2.0	14	2	0	0	0	0
2020	LV	14	0	15	0.0	28	2	0	2	0	0
2021	SF	17	0	22	6.5	25	5	0	1	0	0
2022	Jax	17	3	27	4.5	38	5	0	2	0	1
2023	Ten	2	0	4	1.5	15	1	0	1	0	0
NFL Totals		73	13	102	15.5	133	19	0	6	0	1

Key's Career Postseason Statistics:

Year	Team	GP	GS	Tackle	Sack	QBP	TFL	Int	PD	FF	FR
2021	SF	3	0	2	0.0	3	0	0	0	0	0
2022	Jax	2	0	2	0.0	2	0	0	1	0	0
Playoff Totals		5	0	4	0.0	5	0	0	1	0	0

Key's Regular Season Single-Game Highs:

- Tackles** - 4 (Four times, last at New Orleans, 9/10/23)
- Sacks** - 1.5 (Two times, last at New Orleans, 9/10/23)
- Quarterback Pressures** - 11 at New Orleans (9/10/23)
- Fumble Recovery** - 1 at Tennessee 12/11/22)
- Passes Defensed** - 1 (Six times, last at New Orleans, 9/10/23)

Key's Playoff Single-Game Highs:

- Tackles** - 1 (Four times, last at Kansas City, 1/21/23)
- Passes Defensed** - 1 vs. L.A. Chargers (1/14/23)

#58 • OLB HAROLD LANDRY III

6-2, 252, 6th Year, Boston College
[Click for complete bio](#)



Outside linebacker **Harold Landry III** is in his sixth NFL season in 2023. He was selected by the Titans in the second round (41st overall) of the 2018 NFL Draft after the Titans traded up 16 spots in the second round (57 to 41) in order to take the former Boston College standout.

Landry was placed on injured reserve on Sept. 2, 2022, ending his fifth NFL season before Week 1.

From the start of his rookie campaign through 2021, Landry's 31 total sacks led the Titans. Other than **Jevon Kearse** (37), Landry produced the highest sack total by a Titans/Oilers player in his first four NFL seasons since individual sacks became an official NFL statistic in 1982.

From 2018 to 2021, Landry joined Pittsburgh's **Cameron Heyward** as the NFL's only players to be credited with at least 250 tackles (press box statistics), 30 sacks and two interceptions.

In 2021, Landry was named to his first Pro Bowl after starting all 17 games. He registered his third consecutive season to start every contest, extending his streaks to 64 consecutive games played and 52 consecutive starts. At the conclusion of 2021, his starting streak was the sixth-longest active streak in the NFL among all defensive players.

Landry's 12 sacks in 2021 led the Titans, ranked 10th in the NFL and established a career high. He became the first Titans player to record double-digit sacks in a season since **Brian Orakpo** (10.5) in 2016 and the first Titans player with 12 sacks in a season since **Jason Babin** (12.5) in 2010. Landry tied for second on the squad with 75 tackles, ranked second with a career-high 49 quarterback pressures, led the team with 14 tackles for loss, and added a forced fumble. He joined **Micah Parsons**, **Aaron Donald** and Heyward as the only NFL players in 2021 to post at least 75 tackles and 10 sacks.

Then, in the team's 2021 divisional playoff contest, he recorded 1.5 sacks. He improved his postseason career total to 4.5 sacks, becoming the organization's first player with at least four career postseason sacks since individual sacks became an official statistic in 1982.

In 2020, Landry recorded 16 starts for the second consecutive season. He led the team with 5.5 sacks, a then-career-high 32 quarterback pressures and a then-career-high 10 tackles for loss. He totaled 69 tackles and added one interception and a career-high five passes defended. In one playoff contest, he led the team with 10 tackles and two sacks.

Landry started all 16 games in 2019 and led the Titans with nine sacks. His 28 quarterback pressures ranked second, and he added 81 tackles, four tackles for loss, one pass defended, one forced fumble and two fumble recoveries. He also started all three postseason games and registered a sack and a team-high eight quarterback pressures.

As a rookie in 2018, he played in 15 games with three starts. His 4.5 sacks tied for third place on the team, and he also tied for second on the defense with 18 quarterback pressures.

In 46 career games playing defensive end for Boston College, Landry totaled 160 tackles, 26 sacks, 47.5 tackles for loss, seven passes defended, 10 forced fumbles, one fumble recovery and one interception. His 26 career sacks were exceeded in school history by only **Mathias Kiwanuka** (37.5 from 2002-05).

As a senior in 2017, Landry played and started eight games before a season-ending ankle injury ended his year. He finished second on the team with five sacks and totaled 38 tackles, 8.5 tackles for loss and two passes defended.

In 2016, Landry set the school's single-season record with 16.5 sacks, which led the nation. He added seven forced fumbles, which also led the country, while his 22 tackles for loss ranked fifth nationally and ranked

second all-time for the Eagles. His numerous honors included Walter Camp second-team All-America, AP second-team All-America and second-team All-ACC by the Atlantic Coast Sports Media Association and the league's head coaches.

He is a native of Spring Lake, N.C.

2023 Game Notes:

➤ **At New Orleans (9/10)**, made his first appearance in the regular season since 2021 and recorded one tackle and four quarterback pressures. He missed the entire 2022 campaign due to injury.

➤ **Against the Los Angeles Chargers (9/17)**, posted three tackles, including a sack. In the final minute of the fourth quarter, he dropped Justin Herbert for an eight-yard sack on third down. It forced the Chargers to attempt a game-tying field goal to extend the game to overtime, when the Titans would win the game. Landry notched his 32nd career sack and his first sack since missing the 2022 campaign due to injury. He added three quarterback pressures against the Chargers.

Landry's Career Regular Season Statistics:

Year	GP	GS	Tackle	Sack	QBP	TFL	Int	PD	FF	FR
2018	15	3	46	4.5	18	2	0	2	1	0
2019	16	16	81	9.0	28	4	1	1	1	2
2020	16	16	69	5.5	29	10	1	5	0	0
2021	17	17	75	12.0	49	14	0	0	1	0
2022	0	0	Injured Reserve							
2023	2	2	4	1.0	7	1	0	0	0	0
Totals	66	54	275	32.0	134	31	2	8	3	2

Landry's Career Postseason Statistics:

Year	GP	GS	Tackle	Sack	QBP	TFL	Int	PD	FF	FR
2019	3	3	8	1.0	8	1	0	1	0	0
2020	1	1	10	2.0	4	1	0	0	0	0
2021	1	1	6	1.5	5	1	0	0	0	0
Totals	5	5	24	4.5	17	3	0	1	0	0

Landry's Regular Season Single-Game Highs:

- Tackles** - 8 (Three times, last vs. Buffalo, 10/18/21)
- Sacks** - 2 (Three times, last vs. Buffalo, 10/18/21)
- Quarterback Pressures** - 9 at N.Y. Giants (12/16/18)
- Interceptions** - 1 (Twice, last vs. Jacksonville, 9/20/20)
- Forced Fumbles** - 1 (Three times, last at Indianapolis, 10/31/21)
- Fumble Recovery** - 1 (Twice, last vs. Tampa Bay, 10/27/19)

Landry's Playoff Single-Game Highs:

- Tackles** - 10 vs. Baltimore (1/10/21)
- Sacks** - 2 vs. Baltimore (1/10/21)
- Quarterback Pressures** - 5 vs. Cincinnati (1/22/22)

2021 NFL SACK LEADERS

With a career-high 12 sacks in 2021, Titans outside linebacker **Harold Landry III** ranked fifth in the AFC and 10th in the NFL.

In the franchise's "Titans era" (1999–present), his 12 sacks tied for the fourth-highest single-season total and were the most since **Jason Babin** produced 12.5 sacks in 2010.

Most sacks in 2021:

Player	Team	Sacks
1. T.J. Watt	Pittsburgh Steelers	22.5
2. Robert Quinn	Chicago Bears	18.5
3. Myles Garrett	Cleveland Browns	16.0
4. Nick Bosa	San Francisco 49ers	15.5
5. Trey Hendrickson	Cincinnati Bengals	14.0
6. Micah Parsons	Dallas Cowboys	13.0
7. Cameron Jordan	New Orleans Saints	12.5
Matt Judon	New England Patriots	12.5
Aaron Donald	Los Angeles Rams	12.5
10. Harold Landry III	Tennessee Titans	12.0



FRANCHISE SACK LEADERS

In his sixth NFL season, **Harold Landry III** ranks in the top 12 in franchise history in career sacks. In the franchise's "Titans era" (1999–present), his sack total ranks behind only **Jevon Kearse** (52), **Jurrell Casey** (51), **Derrick Morgan** (44.5) and **Kyle Vanden Bosch** (38.5).

Franchise career sack leaders*:

Player	Seasons	Sacks
1. Elvin Bethea	1968–1983	105.0
2. Ray Childress	1985–1995	75.5
3. Jesse Baker	1979–1987	66.0
4. William Fuller	1986–1993	59.0
5. Sean Jones	1988–1993	57.5
6. Jevon Kearse	1999–2003, 2008–2009	52.0
7. Jurrell Casey	2011–2019	51.0
8. Robert Brazile	1975–1984	48.0
9. Ted Washington	1973–1982	45.0
10. Derrick Morgan	2010–2018	44.5
11. Kyle Vanden Bosch	2005–2009	38.5
12. Harold Landry III	2018–2023	32.0
13. Curley Culp	1974–1980	31.0

* Individual sacks did not become an official NFL statistic until 1982.

SACKS IN FIRST FOUR SEASONS

From the start of his rookie season in 2018 through 2021, **Harold Landry III's** 31 total sacks led the Titans. Other than **Jevon Kearse** (37.0 sacks from 1999 through 2001), Landry produced the highest sack total by a Titans/Oilers player in his first four NFL seasons since individual sacks became an official NFL statistic in 1982.

Most sacks for the Titans/Oilers in a player's first three NFL seasons, 1982–2020:

Player	Seasons	Sacks
1. Jevon Kearse	1999–2002	37.0
2. Harold Landry III	2018–2021	31.0
3. Ray Childress	1985–1988	23.0
4. Kenny Holmes	1997–2000	22.5
5. Jurrell Casey	2011–2014	21.0
6. Travis LaBoy	2004–2007	19.5
7. Derrick Morgan	2010–2013	16.5
8. Gary Walker	1995–1998	16.0
9. (two tied)		15.5

CONSECUTIVE GAMES WITH A HALF SACK

When **Harold Landry III** registered a sack against the New Orleans Saints on Nov. 14, he joined **Jevon Kearse** as the only Titans/Oilers players since individual sacks became an official NFL statistic in 1982 to produce at least a half sack in eight consecutive games. Kearse had a half sack or more in each of the final 10 games of his 1999 NFL Defensive Rookie of the Year campaign and in the first two games of his second season.

In 2019, Landry recorded five consecutive games with at least a half sack.


Most consecutive games with at least a half sack for the Titans/Oilers (1982–present):

Player	Dates	Consecutive Games
1. Jevon Kearse	Oct. 31, 1999–Sept. 10, 2000	12
2. Harold Landry III	Sept. 26, 2021–Nov. 14, 2021	8
3. Sean Jones	Nov. 4, 1990–Dec. 23, 1990	7
Kevin Carter	Dec. 16, 2002–Sept. 28, 2003	7
5. Jevon Kearse	Sept. 28, 2003–Nov. 9, 2003	6
William Fuller	Sept. 8, 1991–Oct. 20, 1991	6
7. Harold Landry III	Oct. 27, 2019–Dec. 1, 2019	5
Brian Orakpo	Sept. 18, 2016–Oct. 16, 2016	5
Sean Jones	Nov. 1, 1992–Nov. 26, 1992	5
Lee Williams	Sept. 13, 1992–Oct. 18, 1992	5

#99 • OLB RASHAD WEAVER

6-4, 259, 3rd Year, Pittsburgh

[Click for complete bio](#)



Outside linebacker **Rashad Weaver** is in his third NFL season in 2023. He was selected by the Titans in the fourth round (135th overall) of the 2021 NFL Draft.

In 2022, he appeared in 16 games with four starts. His 5.5 sacks ranked fourth on the team, while his 39 quarterback pressures ranked third. His totals also included 27 tackles, seven tackles for loss, six passes defended, two forced fumbles and one fumble recovery.

As a rookie in 2021, Weaver totaled two tackles in two games before being placed on injured reserve on Sept. 28.

In four seasons at the University of Pittsburgh (2017-20), Weaver appeared in 35 games with 28 starts. He tallied 110 tackles, 34.5 tackles for loss, 17.0 sacks, nine passes defended, 28 quarterback pressures, five forced fumbles and four fumble recoveries.

As a senior in 2020, he started nine games and totaled 35 tackles, 14.5 tackles for loss, 7.5 sacks, 12 quarterback pressures, two passes defended, three forced fumbles and one fumble recovery. Weaver was also Awarded first team All-ACC honors and was a semifinalist for the Bednarik Award.

He is a native of Fort Lauderdale, Fla.

Weaver's Career Regular Season Statistics:

Year	GP	GS	Tackle	Sack	QBP	TFL	Int	PD	FF	FR
2021	2	0	2	0.0	0	0	0	0	0	0
2022	16	4	27	5.5	39	7	0	6	2	1
2023	2	0	1	0.0	1	0	0	0	0	0
Totals	20	4	30	5.5	40	7	0	6	2	1

Weaver's Regular Season Single-Game Highs:

Tackles - 4 vs. N.Y. Giants (9/11/22)

Sacks - 2 vs. N.Y. Giants (9/11/22)

Tackles for Loss - 2 vs. N.Y. Giants (9/11/22)

Forced Fumbles - 1 (Twice, last vs. Denver 11/13/22)

Fumble Recoveries - 1 at Jacksonville (1/7/23)

Passes Defensed - 2 vs. Jacksonville (12/11/22)

MORE TITANS OUTSIDE LINEBACKERS

51 - OLB TREVIS GIPSON

6-4, 263, 4th Year/1st with Titans, Tulsa

➤ Trevis Gipson was signed by the Titans as a free agent on Aug. 31, 2023.

➤ Prior to joining the Titans, he played in 40 games with 19 starts in three seasons with the Chicago Bears (2020-22), totaling 72 tackles, 11 tackles for loss, five passes defended and 10 sacks.

➤ In 2022, he played in 17 games with 10 starts for the Bears. He totaled 31 tackles, four tackles for loss, 11 quarterback hits and three sacks.

➤ In 2021, he recorded a career-high seven sacks, along with 37 tackles, five forced fumbles, and one fumble recovery.

➤ Gipson was selected by Chicago in the fifth round (155th overall) of the 2020 NFL Draft after four collegiate seasons at Tulsa.

➤ At Tulsa, Gipson finished with 114 tackles, 25.5 tackles for loss, eight forced fumbles and 13 sacks in 49 games and 24 starts. He was a four-year letterwinner and two-year starter for the Golden Hurricane.

➤ He is a native of Cedar Hill, Texas.



2023 Game Notes:

➤ **At New Orleans (9/10)**, played in his first game as a member of the Titans.

42 - OLB CALEB MURPHY

6-3, 254, Rookie, Ferris State

➤ Caleb Murphy was signed by the Titans as a rookie free agent on May 12, 2023.

➤ Murphy played in 29 games over three seasons at Ferris State (2020-22), where he totaled 156 tackles, 40 sacks, 60.5 tackles for loss and eight forced fumbles.

➤ As a senior in 2022, he started in 15 games at Ferris State and accumulated 93 tackles, 25.5 sacks, 39 tackles for loss and three forced fumbles. His 25.5 sacks set an NCAA single-season record. He also tied the NCAA record with 39 tackles for loss. His efforts helped Ferris State repeat as DII national champions.

➤ Murphy became the first DII player ever to win the Ted Hendricks Award, given to the nation's top defensive end. He also was named GLIAC Player of the Year; won the Gene Upshaw Award, given to the best DII lineman; and won the Cliff Harris award as the nation's small college defensive player of the year.

➤ As a junior in 2021, he recorded 63 tackles, 14.5 sacks, 21.5 tackles for loss, five forced fumbles and one interception en route to being named the GLIAC Defensive Lineman of the Year and helping his team win the DII championship.

➤ In 2019, he transferred to Ferris State from Grand Valley State, where he played in eight games and recorded 13 tackles and one sack.

➤ He is a native of Dowagiac, Mich.





TITANS CORNERBACKS

No.	Name	Ht	Wt	Exp	College
23	Avery, Tre	5-11	181	2	Rutgers
3	Farley, Caleb *	6-2	197	3	Virginia Tech
26	Fulton, Kristian	5-11	197	4	Louisiana State
40	Kendall, Anthony	5-10	177	R	Baldwin Wallace
21	McCreary, Roger	5-11	190	2	Auburn
0	Murphy-Bunting, Sean	6-0	195	5	Central Michigan
20	Vildor, Kindle	5-11	189	4	Georgia Southern

* Reserve/PUP

#26 • CB KRISTIAN FULTON

5-11, 197, 4th Year, Louisiana State

[Click for complete bio](#)

Cornerback **Kristian Fulton** is in his fourth NFL season in 2023. He was selected by the Titans in the second round (61st overall) of the 2020 NFL Draft.

In 2022, Fulton appeared and started in 11 games and established a career high with 48 tackles. He added one interception, five passes defended, three tackles for loss, one forced fumble and one fumble recovery. His five passes defended gave him 20 for his career, which ranked second on the team from 2020 to 2022 behind only **Kevin Byard** (26).

In 2021, Fulton became a mainstay in the Titans lineup, starting all 13 games in which he played. He contributed two interceptions and tied for 11th in the NFL with a team-high 14 passes defended. Among all players in their first two NFL seasons, his 14 passes defended in 2021 tied for the league's fourth-highest total. He also contributed 40 tackles during the regular season and added six stops in the team's divisional playoff contest.

In 2020, Fulton appeared in six games with two starts as a rookie. He totaled 16 tackles, one interception, one pass defended, one sack, one quarterback pressure and one tackle for loss. He also played in one postseason contest.

Prior to entering the NFL, the New Orleans, La., native was a two-year starter at Louisiana State. He appeared in 28 games with 25 starts and finished his career with 65 tackles, 25 passes defended and two interceptions.

As a senior in 2019, he started all 15 games and posted 38 tackles, one tackle for loss, 15 passes defended and one interception. He was recognized with second-team All-SEC honors from the Associated Press. In his final collegiate game, Fulton helped LSU secure a National Championship victory over Clemson with a career-high six tackles and one pass defended.

2023 Game Notes:

- **At New Orleans (9/10)**, registered two tackles.
- **Against the Los Angeles Chargers (9/17)**, he was inactive due to injury.

Fulton's Career Regular Season Statistics:

Year	GP	GS	Tackle	Sack	QBP	TFL	Int	PD	FF	FR
2020	6	2	16	1.0	1	1	1	1	0	0
2021	13	13	40	0.0	0	0	2	14	0	0
2022	11	11	48	0.0	0	3	1	5	1	1
2023	1	1	2	0.0	0	0	0	0	0	0
Totals	31	27	106	1.0	1	4	4	20	1	1

Fulton's Career Postseason Statistics:

Year	GP	GS	Tackle	Sack	QBP	TFL	Int	PD	FF	FR
2020	1	0	0	0.0	0	0	0	0	0	0
2021	1	1	6	0.0	0	0	0	0	0	0
Totals	2	1	6	0.0	0	0	0	0	0	0

Fulton's Regular Season Single-Game Highs:

Tackles - 6 (Four times, last vs. Cincinnati, 11/27/22)
Sacks - 1 at Minnesota (9/27/20)
Interceptions - 1 (Four times, last at Houston, 10/30/22)
Fumble Recoveries - 1 at Indianapolis (10/2/22)

Fulton's Playoff Single-Game Highs:

Tackles - 6 vs. Cincinnati (1/22/22)

MOST PASSES DEFENSED IN 2021

In his second NFL season, cornerback **Kristian Fulton** tied for 11th place in the NFL and led the Titans defense with 14 passes defended. Among all players in their first two NFL seasons in 2021, he tied for the fourth-highest total behind only **Trevon Diggs** (21), **A.J. Terrell** (16) and **Bryce Hall** (16).

Most passes defended in 2021:

Player	Team	Passes Defended
1. J.C. Jackson	New England Patriots	23
2. Trevon Diggs *	Dallas Cowboys	21
3. Marshon Lattimore	New Orleans Saints	19
4. James Bradberry	New York Giants	17
Anthony Brown	Dallas Cowboys	17
6. Jalen Ramsey	Los Angeles Rams	16
Kendall Fuller	Washington Football Team	16
A.J. Terrell *	Atlanta Falcons	16
Bryce Hall *	New York Jets	16
Xavien Howard	Miami Dolphins	16
11. Kristian Fulton *	Tennessee Titans	14
Chidobe Awuzie	Cincinnati Bengals	14
Pat Surtain II *	Denver Broncos	14
Eric Stokes *	Green Bay Packers	14

* Rookie, first-year or second-year player in 2021



#21 • CB ROGER McCREARY

5-11, 190, 2nd Year, Auburn
[Click for complete bio](#)



Cornerback **Roger McCreary** is in his second NFL season in 2023. He was selected by the Titans in the second round (35th overall) of the 2022 NFL Draft.

As a rookie, McCreary was one of three players on the team to start all 17 games (**Kevin Byard**, **Aaron Brewer**), and he became the first Titans rookie cornerback since **Adoree' Jackson** in 2017 to start every game. Only two other rookie cornerbacks in the NFL—Seattle's **Tariq Woolen** and the New York Jets' **Sauce Gardner**—started all 17 games in 2022. McCreary finished third on the Titans defense with 85 tackles, ranked second on the defense with eight passes defended, and added one interception, two tackles for loss and one quarterback pressure.

During four seasons at Auburn (2018-21), McCreary appeared in 43 games with 23 starts and posted 135 tackles, five interceptions, 35 passes defended, 10 stops for loss, a forced fumble and two fumble recoveries.

As a senior in 2021, McCreary started 12 games at cornerback for the Tigers and collected a career-best 49 tackles, an interception, a sack, two stops for loss and a team-best 16 passes defended. He was a first-team All-America selection by The Athletic, Associated Press, ESPN and Reese's Senior Bowl.

As a junior in 2020, he established career highs with three interceptions and seven tackles for loss.

McCreary is a native of Mobile, Ala.

2023 Game Notes:

➤ **Against the Los Angeles Chargers (9/17)**, posted six tackles, including a tackle for loss.

McCreary's Career Regular Season Statistics:

Year	GP	GS	Tackle	Sack	QBP	TFL	Int	PD	FF	FR
2022	17	17	85	0.0	1	2	1	8	0	0
2023	2	1	6	0.0	0	1	0	0	0	0
Totals	19	18	91	0.0	1	3	1	8	0	0

McCreary's Regular Season Single-Game Highs:

Tackles - 11 at Buffalo (9/19/22)

Interceptions - 1 at Kansas City (11/6/22)


Tackles for Loss - 1 at Indianapolis (10/2/22)

Passes Defended - 2 at L.A. Chargers (12/18/22)



#0 • CB SEAN MURPHY-BUNTING

6-0, 195, 5th Year/1st with Titans, Central Michigan
[Click for complete bio](#)



Cornerback **Sean Murphy-Bunting** is in his fifth NFL season and his first campaign with the Titans in 2023. He was signed by the Titans as an unrestricted free agent on March 21, 2023.

Murphy-Bunting joined the Titans after spending his first four NFL seasons (2019-22) with the Tampa Bay Buccaneers, who selected him in the second round (39th overall) of the 2019 NFL Draft. During his four years in Tampa Bay, he played 53 games, including 36 starts, and totaled 188 tackles, six interceptions, 21 passes defended, one sack and one fumble recovery.

In 2022, he accounted for 31 tackles, two interceptions and seven passes defended for a unit that ranked ninth in yards allowed, ninth in pass yards allowed and sixth in third-down defense.

He also appeared in six playoff games with the Buccaneers, including a win in Super Bowl LV. During the Buccaneers' championship run, he tallied three postseason interceptions—one in each of his first three playoff games.

The Macomb, Mich., native played three seasons at Central Michigan University. Over his collegiate career, he tallied 104 tackles, seven interceptions, 15 passes defended, four forced fumbles and a fumble recovery. During his junior season (2018), he earned all-conference honors and was named the Chippewas' Defensive Player of the Year.

2023 Game Notes:

➤ **At New Orleans (9/10)**, posted six tackles and a forced fumble in his Titans debut. He was credited with a forced fumble on a carry by Jamaal Williams in the fourth quarter, but Williams recovered the ball.

➤ **Against the Los Angeles Chargers (9/17)**, led the team and set a new career high with three passes defended. He added five tackles.

Murphy-Bunting's Career Regular Season Statistics:

Year	Team	GP	GS	Tackle	Sack	QBP	TFL	Int	PD	FF	FR
2019	TB	16	10	43	1.0	1	1	3	8	1	0
2020	TB	16	13	66	0.0	5	3	1	3	1	1
2021	TB	9	8	42	0.0	0	1	0	3	1	0
2022	TB	12	5	27	0.0	1	1	2	7	1	0
2023	Ten	2	2	11	0.0	0	0	0	3	1	0
NFL Totals		55	38	189	1.0	7	6	6	24	5	1

Murphy-Bunting's Career Postseason Statistics:

Year	Team	GP	GS	Tackle	Sack	QBP	TFL	Int	PD	FF	FR
2020	TB	4	4	19	0.0	0	1	3	5	0	0
2021	TB	1	0	4	0.0	0	0	0	0	0	1
2022	TB	1	1	6	0.0	0	0	0	0	0	0
Playoff Totals		6	5	29	0.0	0	1	3	5	0	1

Murphy-Bunting's Regular Season Single-Game Highs:

Tackles - 10 vs. L.A. Rams (11/23/20)

Interceptions - 1 (Six times, last vs. Carolina, 1/1/23)

Passes Defended - 3 vs. L.A. Chargers (9/17/23)

Quarterback Pressures - 2 at Las Vegas (10/25/20)

Forced Fumble - 1 (Four times, last vs. Carolina, 1/1/23)

Fumble Recovery - 1 vs. Atlanta (1/3/21)

Murphy-Bunting's Playoff Single-Game Highs:

Tackles - 6 (Three times, last vs. Dallas, 1/16/23)

Interceptions - 1 (Three times, last at Green Bay, 1/24/21)

Passes Defended - 2 at New Orleans (1/17/21)

MORE TITANS CORNERBACKS

23 - CB TRE AVERY

5-11, 181, 2nd Year, Rutgers

- Tre Avery was signed by the Titans as a rookie free agent on May 13, 2022.
- In 2022, Avery appeared in 14 games with three starts as a rookie. He led the team with nine passes defended, a total that ranked sixth in the NFL among all rookies. He also contributed 23 tackles, one tackle for loss, six special teams tackles and one fumble recovery on coverage units.
- In four seasons at Rutgers (2018-21), Avery appeared in 35 games with 22 starts. He totaled 92 career tackles, 4.5 tackles for loss, one sack, four interceptions, 17 passes defended and one forced fumble. He added eight kick returns for 169 yards.
- As a senior in 2021, he appeared in 12 games with nine starts and tallied a career-high-tying 37 tackles to go along with 1.5 tackles for loss, one interception and six passes defended.
- As a junior in 2020, he started all nine games and recorded career-bests with 37 tackles, two tackles for loss and a team-high-tying eight passes defended. He also had an interception and was named third-team All-Big Ten by the league's coaches and media.
- Transferred to Rutgers in 2017 from Toledo, where he did not appear in a game.
- He is a native of Baltimore, Md.




2023 Game Notes:

- **Against the Los Angeles Chargers (9/17)**, tied for second place on the team with a career-high eight tackles, including a tackle for loss. He added a pass defended.

3 - CB CALEB FARLEY

6-2, 197, 3rd Year, Virginia Tech

- Caleb Farley was selected by the Titans in the first round (22nd overall) of the 2021 NFL Draft.
- In 2022, Farley appeared in nine games with one start before landing on injured reserve to conclude the campaign. He totaled 10 tackles.
- Farley appeared in three games with one start during his rookie season. He finished with four tackles and one pass defended before his season came to a premature end due to a knee injury. He spent the remainder of the season on injured reserve.
- Farley played two seasons at Virginia Tech, appearing in 24 games with 23 starts. His career totals included six interceptions, 25 passes defended, 56 tackles, one sack, two quarterback hits and seven kickoff returns for 152 yards (21.7 avg.).
- In 2019, he started all 11 games in which he appeared for the Hokies and was named first team All-ACC after leading the conference with 16 passes defended. His four interceptions tied for second place in the conference. He also totaled 20 tackles and a quarterback hit.
- Farley redshirted as a wide receiver in 2017 and then began playing cornerback for the first time in his redshirt freshman campaign in 2018. He continued playing for the Hokies in 2019 and then opted out of the 2020 campaign due to COVID-19 concerns.
- He is a native of Maiden, N.C.



2023 Game Notes:

- He was placed on reserve/physically unable to perform on Aug. 29, 2023.

40 - CB ANTHONY KENDALL

5-10, 177, Rookie, Baldwin Wallace

- Anthony Kendall was signed by the Titans as a rookie free agent on May 12, 2023.
- In five seasons at Baldwin Wallace University (2018-22), he appeared in 31 games and recorded 127 tackles, 20 pass breakups, six interceptions, one forced fumble and one sack.
- As a graduate in 2022, Kendall started in 10 games and led the Yellow Jackets and the OAC with a career-high 12 pass breakups. He also had a career-high three interceptions, recorded a career-high 56 tackles and added four tackles for loss, his first career forced fumble and first career sack. He was named the 2022 Lee J. Tressel Ohio Athletic Conference Defensive Back of the Year. He also was selected as an American Football Coaches Association, Associated Press and D3football.com second-team All-American and an All-OAC first-team selection.
- As a senior in 2021, he appeared in seven games and recorded 11 tackles, two tackles for loss and one pass breakup.
- He is a native of Port Richey, Fla.



2023 Game Notes:

- **At New Orleans (9/10)**, led the team with three total special teams tackles in his NFL debut.

20 - CB KINDLE VILDOR


5-11, 189, 4th Year/1st with Titans, Georgia Southern

- Kindle Vildor was claimed by the Titans off waivers from the Chicago Bears on Aug. 31, 2023.
- Prior to joining the Titans, Vildor played in 44 games with 22 starts for the Chicago Bears, who selected him in the fifth round (163rd overall) of the 2020 NFL Draft. His totals with Chicago included 67 tackles, 10 passes defended and one sack.
- In 2022, he played in 11 games with nine starts for the Bears, totaling 34 tackles and one interception.
- In 2021, he recorded career highs with 17 games played, 12 starts, 45 tackles and one sack.
- He recorded seven tackles in Chicago's wild-card playoff game against the Saints during the 2019 postseason.
- The College Park, Ga., native attended Georgia Southern, where he appeared in 39 games and totaled nine interceptions, nine tackles for loss and 25 passes defended. He was named first-team All Sun Belt Conference in 2018 and 2019.



2023 Game Notes:

- **At New Orleans (9/10)**, registered one tackle in his Titans debut.



TITANS SAFETIES

No.	Name	Ht	Wt	Exp	College
44	Brown, Mike	6-1	215	1	Miami (Ohio)
31	Byard, Kevin	5-11	212	8	Middle Tennessee State
37	Hooker, Amani	5-11	210	5	Iowa
39	Jackson, Matthew	6-1	209	R	Eastern Kentucky
24	Molden, Elijah	5-10	192	3	Washington

#31 • S KEVIN BYARD

5-11, 212, 8th Year, Middle Tennessee State
[Click for complete bio](#)



Safety **Kevin Byard** is in his eighth NFL season in 2023. He was selected by the Titans in the third round (64th overall) of the 2016 NFL Draft.

Byard is one of the team's most accomplished defenders and is among the NFL's most successful safeties since he entered the league. He is a four-time team captain, two-time Pro Bowl selection and a two-time Associated Press first-team All-Pro. During his seven-year career, he has been a part of six winning seasons and four playoff berths.

With 27 career interceptions at the end of the 2022 season, Byard tied for the fourth-highest total in franchise history and the most for the franchise in its "Titans era," which began in 1999. Only former Oilers **Jim Norton** (45), **Cris Dishman** (31) and **Fred Glick** (30) have totaled more interceptions than Byard, who tied **Tony Banfield**, **W.K. Hicks** and **Darryll Lewis** with 27.

Over a six-year period from 2017 through 2022, Byard's 27 interceptions led all NFL safeties. The only player with more interceptions in that time was Miami Dolphins cornerback **Xavien Howard**, who had 28.

Byard did not miss a game from 2016 through 2022, totaling 114 games in the regular season and seven postseason games. At the conclusion of 2022, his 105 consecutive starts in the regular season was the leading current streak among all Titans players and trailed only New England's **Devin McCourty** (115) among all NFL defenders.

In 2022, Byard led the Titans with four interceptions and 106 tackles. It was his fifth total season (2017-19, 2021-22) and second consecutive season in which he led the squad in interceptions, and it was his third straight campaign (2020-22) leading the defense in tackles. Prior to 2021, no previous Titans/Oilers player had led the team in both interceptions and tackles in a single season, and Byard accomplished the feat in consecutive seasons from 2021 to 2022.

In 2021, Byard was announced as a starter to his second career Pro Bowl and earned first-team Associated Press All-Pro honors for the second time in his career. He joined **Bruce Matthews** (1999-2000) and **Albert Haynesworth** (2007-2008) as the franchise's only players in its Titans era to earn multiple first-team AP All-Pro honors.

Byard led the Titans in 2021 with five interceptions and 88 tackles, becoming the franchise's first player to lead the team in tackles and interceptions in the same season since the team began tracking individual tackle statistics in 1974. It was his second consecutive season to lead the club in tackles and the fourth time in his career he was the interceptions leader. Additionally, his 13 passes defended ranked second on the team and made up the highest total among NFL safeties. He also was credited with one sack, two quarterback pressures, one tackle for loss, two forced fumbles, one fumble recovery and his first two career touchdowns—one on a fumble return and one on an interception return. He was the first Titans player with two defensive touchdowns in the same season since linebacker **Zach Brown** in 2012.

In 2020, Byard was a defensive team captain for the second consecutive season and the team's Walter Payton NFL Man of the Year nominee. His 111 tackles led the team and established a career high. Additionally, he registered one interception, seven passes defended, two quarterback pressures, one tackle for loss and one forced fumble. In one playoff game

he produced five tackles, one pass defended and a quarterback pressure.

Byard's 2019 totals included a team-leading five interceptions, 10 passes defended, 91 tackles, one quarterback pressure and two tackles for loss. In three postseason games, he added 20 tackles and one interception.

In 2018, Byard finished with a team-leading four interceptions, 10 passes defended, 96 tackles and two sacks. He also completed a touchdown pass on a memorable fake punt to help defeat the Houston Texans (Sept. 16).

Byard experienced a breakthrough second-year season in 2017. He was named to the Pro Bowl and earned first-team Associated Press All-Pro honors after tying Detroit's **Darius Slay** for the NFL lead with eight interceptions. He added a pair of fumble recoveries to pace the league with 10 total takeaways.

As a rookie in 2016, Byard played in every game, starting the final seven contests at free safety. His 63 tackles were the most by a Titans rookie safety since **Tank Williams'** 69 tackles in 2002. He also ranked second on the squad with 10 special teams tackles.

During a four-year career at Middle Tennessee State University, he appeared in 49 games and notched 46 starts at safety while becoming one of the most prolific defenders in school history. He set school records with 19 career interceptions, 377 interception return yards and four interception returns for touchdowns, and he finished sixth in MTSU history with 312 career tackles. In total, he had a hand in 25 turnovers (19 interceptions, five forced fumbles and one fumble recovery) during his career and added 17 career passes defended and five tackles for loss. He was twice named first-team All-Conference USA.

As a senior in 2015, Byard appeared in 12 games with nine starts as a permanent team captain and was named first-team All-Conference USA for the second consecutive year. He ranked fourth on the team with 66 tackles and led the squad with four interceptions and six additional pass breakups.

The Lithonia, Ga., native set a career high in college with six interceptions as a junior and forced to fumbles the same season.

2023 Game Notes:

- **At New Orleans (9/10)**, tied for the team lead with eight total tackles.
- **Against the Los Angeles Chargers (9/17)**, led the team with 12 total tackles. It marked the second consecutive week that he led the team or tied for the team lead in tackles.

Byard's Career Regular Season Statistics:

Year	GP	GS	Tackle	Sack	QBP	TFL	Int	PD	FF	FR
2016	16	7	63	1.0	3	5	0	4	0	0
2017	16	16	87	0.0	3	4	8	18	0	2
2018	16	16	96	2.0	4	0	4	10	0	0
2019	16	16	91	0.0	1	2	5	10	0	0
2020	16	16	111	0.0	2	1	1	7	1	0
2021	17	17	88	1.0	2	1	5	13	2	1
2022	17	17	106	0.0	2	0	4	6	0	0
2023	2	2	20	0.0	0	0	0	0	0	0
Totals	116	107	662	4.0	17	13	27	68	3	3

Byard's Career Postseason Statistics:

Year	GP	GS	Tackle	Sack	QBP	TFL	Int	PD	FF	FR
2017	2	2	16	0.0	0	0	0	0	0	0
2019	3	3	20	0.0	0	0	1	1	0	0
2020	1	1	5	0.0	1	0	0	1	0	0
2021	1	1	3	0.0	0	0	0	0	0	0
Totals	7	7	44	0.0	1	0	1	2	0	0

Byard's Regular Season Single-Game Highs:

- Tackles** - 16 vs. Washington (12/22/18)
- Sacks** - 1 (Four times, last at New England, 11/28/21)
- Tackles For Loss** - 2 (Twice, last at Miami, 10/8/17)
- Interceptions** - 3 at Cleveland (10/22/17)
- Passes Defended** - 3 (Twice, last vs. Baltimore, 11/5/17)
- Forced Fumbles** - 1 (Twice, last vs. Kansas City, 10/24/21)
- Fumble Recoveries** - 1 (Three times, last at Jacksonville, 10/10/21)

Byard's Playoff Single-Game Highs:

- Tackles** - 11 at Baltimore (1/11/20)
- Interceptions** - 1 at Baltimore (1/11/20)

FRANCHISE INTERCEPTION LEADERS

Titans safety **Kevin Byard** is tied with **Tony Banfield**, **W.K. Hicks** and **Darryll Lewis** and for fourth place on the franchise's all-time interceptions list. He is in third place among all franchise safeties and has more interceptions than any other player in the organization's "Titans era" (1999 to present).

Most career interceptions in franchise history:

Player (Position)	Years	Int	Yds	Avg	Lg	TD
1. Jim Norton (S)	1960-68	45	592	13.2	56	1
2. Cris Dishman (CB)	1988-96	31	348	11.2	43	1
3. Fred Glick (S)	1961-66	30	390	13.0	45	1
4. Kevin Byard (S)	2016-23	27	333	12.3	33	1
Tony Banfield (CB)	1960-65	27	224	8.3	58	0
W.K. Hicks (CB)	1964-69	27	457	16.9	62	0
Darryll Lewis (CB)	1991-98	27	540	20.0	98t	5
8. Mike Reinfeldt (S)	1976-83	26	375	14.4	39	0
9. Michael Griffin (S)	2007-15	25	328	13.1	83t	1
Ken Houston (S)	1967-72	25	650	26.0	78	9
11. Zeke Moore (CB)	1967-77	24	444	18.5	74	2
12. Willie Alexander (CB)	1971-79	23	379	16.5	95t	1
Samari Rolle (CB)	1998-04	23	349	15.2	81t	1
14. Marcus Robertson (S)	1991-00	22	428	19.5	69	0
15. Gregg Bingham (LB)	1973-84	21	279	13.3	54	0

MOST INTERCEPTIONS FROM 2017-2023

Since the beginning of the 2017 campaign, Titans safety **Kevin Byard** leads all safeties and ranks second in the NFL with 27 interceptions.

Most interceptions from 2017-2023:

Player	Interceptions
1. Xavien Howard	29
2. Kevin Byard	27
3. J.C. Jackson	26
4. Justin Simmons	25
5. Quandre Diggs	23
6. Jordan Poyer	22
Harrison Smith	22
8. Darius Slay	21
9. Tyrann Mathieu	20
10. Marcus Williams	19
Minkah Fitzpatrick	19

CONSECUTIVE STARTS

Titans safety **Kevin Byard** has never missed a game in his NFL career and has started every game since the 10th game of his rookie season in 2016.

Among all current defensive players in the NFL, Byard's active consecutive starting streak ranks first.

Longest current starting streak among active NFL defensive players:

Player	Pos	Current Team	Active Consecutive Starting Streak
1. Kevin Byard	DB	Tennessee Titans	107
2. Leonard Floyd	DL	Buffalo Bills	84
3. DaQuan Jones	DL	Buffalo Bills	83
4. Grady Jarrett	DL	Atlanta Falcons	78
5. Jordan Hicks	LB	Minnesota Vikings	70
6. Grover Stewart	DL	Indianapolis Colts	65
7. Maxx Crosby	DL	Las Vegas Raiders	61
8. Patrick Queen	LB	Baltimore Ravens	52
Roquan Smith	LB	Baltimore Ravens	52
Daron Payne	DL	Washington Commanders	52
Quandre Diggs	DB	Seattle Seahawks	52

MOST SEASONS LEADING FRANCHISE IN INTs

With **Kevin Byard** totaling four interceptions in 2022, he led the Titans in interceptions for the fifth time in his career. He previously led the squad in 2017, 2018, 2019 and 2021. Byard tied former cornerback **Darryll Lewis** (1994-98) as the only players in franchise history to lead the team in interceptions five times.

Most seasons leading the team (or tying for the team lead) in interceptions, franchise history:

Player	Seasons*	Total
1. Kevin Byard	2017-2019, 2021-2022	5
Darryll Lewis	1994-1998	5
3. Michael Griffin	2008, 2010-2012	4
Samari Rolle	1999-2001, 2003	4
5. Jason McCourty	2011-2012, 2014	3
Jim Norton	1961-1962, 1966	3

2022 TITANS TACKLE LEADERS

In addition to leading the Titans with four interceptions in 2022, safety **Kevin Byard** also led the defense with 106 tackles. It was the third consecutive season in which Byard led the Titans in tackles after totaling 111 stops in 2020 and 88 tackles in 2021.

Titans tackle leaders in 2022:

Player	Position	Total	Solo	Assist
1. Kevin Byard	S	106	68	38
2. David Long	ILB	86	52	34
3. Roger McCreary	CB	84	70	14
4. Monty Rice	ILB	63	36	27
5. Andrew Adams	S	60	42	18
6. Jeffery Simmons	DT	54	25	29
7. Dylan Cole	ILB	50	34	16
8. Kristian Fulton	CB	48	35	13
9. Amani Hooker	S	46	39	7
10. Terrance Mitchell	CB	39	31	8

TACKLES & INTERCEPTIONS, 2021-22

With 194 total tackles and nine interceptions since the beginning of the 2021 season, Titans safety **Kevin Byard** is one of only two NFL players with at least 175 tackles and seven interceptions in that span. The other is Pittsburgh Steelers safety **Minkah Fitzpatrick**, who has 220 stops and eight interceptions.

Players with 175 tackles and eight interceptions from 2021 to 2022:

Player	Team	Tackles	Interceptions
Kevin Byard	Tennessee Titans	194	9
Minkah Fitzpatrick	Pittsburgh Steelers	220	8



INTERCEPTIONS IN FIRST SEVEN SEASONS

Titans safety **Kevin Byard** totaled 27 interceptions from the time he entered the NFL in 2016 as a third-round draft pick through 2022. Since the franchise's inaugural 1960 season, his total tied second among all franchise players in their first seven NFL seasons. Only Oilers safety **Jim Norton** (37) had more. Byard's 27 interceptions tied the seven-year totals of **Tony Banfield**, **Cris Dishman** and **W.K. Hicks**.

Most interceptions in a player's first seven seasons, franchise history:

Player	First 7 Seasons*	Interceptions
1. Jim Norton	1960–1966	37
2. Kevin Byard	2016–2022	27
Tony Banfield	1960–1965	27
Cris Dishman	1988–1994	27
W.K. Hicks	1964–1969	27
6. Fred Glick	1961–1965	26
7. Ken Houston	1967–1972	25
Mike Reinfeldt	1976–1982	25
9. Darryll Lewis	1991–1997	23
Samari Rolle	1998–2004	23

* Seven seasons or less if the player was with the team for fewer than seven seasons

SEASON INTERCEPTIONS, TEAM HISTORY

Kevin Byard recorded a team-high eight interceptions in 2017. His total tied for seventh in franchise history and was the highest by any franchise player since Oilers cornerback **Rishard Johnson** picked off eight passes in 1990.

Most interceptions in a season, franchise history:

Player	Season	Position	Interceptions
1. Mike Reinfeldt	1979	S	12
Fred Glick	1963	S	12
3. Miller Farr	1967	CB	10
4. Ken Houston	1971	S	9
W.K. Hicks	1965	CB	9
Jim Norton	1961	S	9
7. Kevin Byard	2017	S	8
Richard Johnson	1990	CB	8
Pete Jaquess	1964	CB	8
Jim Norton	1962	S	8
Tony Banfield	1961	CB	8

2017 NFL LEADERS

Titans safety **Kevin Byard** tied for the NFL lead with eight interceptions in 2017, his second NFL season. He shared the top of the leaderboard with Detroit Lions cornerback **Darius Slay**.

Most interceptions in 2017:

Player	Team	Position	Interceptions
1. Kevin Byard	Tennessee	S	8
Darius Slay	Detroit	CB	8
3. Eric Weddle	Baltimore	S	6
A.J. Bouye	Jacksonville	CB	6
5. (five tied)			5

Additionally, Byard recorded two fumble recoveries on defense. His 10 total defensive takeaways were the most in the NFL.

Slay ranked second with nine takeaways, while Kansas City cornerback **Marcus Peters** tied Baltimore safety **Eric Weddle** for third place with seven takeaways.

Most total defensive takeaways in 2017:

Player	Team	Interceptions	Def. Fumble Recoveries	Total Takeaways
1. Kevin Byard	Ten	8	2	10
2. Darius Slay	Det	8	1	9
3. Marcus Peters	KC	5	2	7
Eric Weddle	Bal	6	1	7
5. (four tied)				6



INTERCEPTIONS IN A GAME, TEAM HISTORY

With three interceptions at Cleveland on Oct. 22, 2017, safety **Kevin Byard** tied a franchise record and became the ninth player in franchise history to record three interceptions in a regular season game.

Byard became the first NFL player in 2017 to record three interceptions in a game and the first NFL player to do so since Philadelphia Eagles safety **Kurt Coleman** at Washington on Oct. 16, 2011. He was the first Titans player to record three interceptions in a game since linebacker **Keith Bulluck** accomplished the feat at New Orleans on Monday night, Sept. 24, 2007.

Most interceptions in a game, franchise history:

Player (Pos)	Date	Opp	Int	Yds	Avg	TD
1. Kevin Byard (S)	10/22/17	Cle	3	60	20.0	0
Keith Bulluck (LB)	9/24/07	NO	3	51	17.0	0
Samari Rolle (CB)	12/26/99	Jac	3	66	22.0	0
Marcus Robertson (S)	11/21/93	Cle	3	69	23.0	0
Willie Alexander (CB)	11/14/71	Oak	3	40	13.3	0
Ken Houston (S)	10/24/71	Pit	3	28	9.3	0
Miller Farr (CB)	10/15/67	NYJ	3	128	42.7	1
W.K. Hicks (CB)	10/31/65	Buf	3	50	16.7	0
Jim Norton (S)	12/2/62	Den	3	22	7.3	0

PLAYERS WITH INTERCEPTION & TD PASS

In a victory over the Houston Texans on Sept. 16, 2018, **Kevin Byard** completed a 66-yard touchdown pass to defensive back **Dane Cruikshank**.

Byard became the first defensive player in franchise history to record a touchdown pass. Additionally, Byard's touchdown pass was the longest by a defensive player in the Super Bowl era. The previous long was held by Los Angeles Rams defensive back **Ed Meador**, who had an 18-yard touchdown pass at Atlanta on Nov. 19, 1967.

Byard, who tied for the NFL lead in 2017 with eight interceptions, also became only the fifth player in the Super Bowl era to throw at least one touchdown pass and record at least one career interception.

NFL players in the Super Bowl era with at least one career interception and one career touchdown pass (1966 through 2018):

Player	NFL Seasons	Career Pass TDs	Career Interceptions
Kevin Byard	2016–2018	1	12
Randy Moss	1998–2012	2	1
Tom Myers	1972–1981	1	36
Eddie Meador	1966*–1970	1	26
Paul Krause	1966*–1979	1	63

* Meador played from 1959–1970; Krause played from 1964–1979



#37 • S AMANI HOOKER

5-11, 210, 5th Year, Iowa
[Click for complete bio](#)



Safety **Amani Hooker** is in his fifth NFL season in 2023. He was selected by the Titans in the fourth round (116th overall) of the 2019 NFL Draft.

In 2022, Hooker was limited to nine games due to injuries. He contributed 46 tackles, one interception, three passes defended, one forced fumble, one fumble recovery, four quarterback pressures and one tackle for loss.

Hooker appeared in 12 games in 2021 with a career-high 12 starts. He totaled a career-best 62 tackles, one tackle for loss, one interception, four passes defended and one forced fumble. He added seven tackles and an interception in the team's divisional playoff contest.

In 2020, Hooker played 16 games with three starts. He tied **Malcolm Butler** for the team lead with four interceptions and ranked fourth on the team with seven special teams tackles. Additionally, he totaled one tackle for loss and eight passes defended.

As a rookie in 2019, Hooker played as a reserve safety in all 16 games and collected 13 tackles while ranking third on the team with eight special teams tackles.

During a three-year career at Iowa, Hooker played in 36 games with 19 starts and totaled 125 tackles, six interceptions, a sack, 3.5 tackles for loss and nine passes defended. He declared for the NFL Draft following his junior campaign.

Hooker is a native of Minneapolis, Minn.

2023 Game Notes:

- **At New Orleans (9/10)**, recorded two takeaways: a fumble recovery on kickoff coverage and an interception. His game totals also included four tackles, one tackle for loss and a team-high two passes defended. He forced and recovered a fumble on the opening kickoff of the game, stripping the ball from Rashid Shaheed to set up a field goal on the ensuing possession. It was Hooker's first career special teams forced fumble and special teams fumble recovery. It was the team's first time having a special teams forced fumble and recovery by the same player since Daren Bates did so on kickoff coverage against the Jacksonville Jaguars on Nov. 24, 2019. Hooker notched his seventh career interception when he picked off a pass by Derek Carr to end a Saints drive late in the first half. He returned the ball 10 yards.
- **Against the Los Angeles Chargers (9/17)**, he was inactive due to injury.

Hooker's Career Regular Season Statistics:

Year	GP	GS	Tackle	Sack	QBP	TFL	Int	PD	FF	FR
2019	16	0	13	0.0	0	0	0	0	0	0
2020	16	3	44	0.0	0	1	4	8	0	0
2021	12	12	62	0.0	0	1	1	4	1	0
2022	9	9	46	0.0	4	1	1	3	1	1
2023	1	1	4	0.0	0	1	1	2	0	0
Totals	54	25	169	0.0	4	4	7	17	2	1

Hooker's Career Postseason Statistics:

Year	GP	GS	Tackle	Sack	QBP	TFL	Int	PD	FF	FR
2019	3	0	3	0.0	0	0	0	0	0	0
2020	1	0	0	0.0	0	0	0	0	0	0
2021	1	1	7	0.0	0	0	1	2	0	0
Totals	5	1	10	0.0	0	0	1	2	0	0

Hooker's Regular Season Single-Game Highs:

- Tackles** - 12 at L.A. Rams (11/7/21)
- Interceptions** - 1 (Seven times, last at New Orleans, 9/10/23)
- Passes Defended** - 2 (Twice, last at Baltimore, 11/22/20)

Hooker's Playoff Single-Game Highs:

- Tackles** - 7 vs. Cincinnati (1/22/22)
- Interceptions** - 1 vs. Cincinnati (1/22/22)
- Passes Defended** - 2 vs. Cincinnati (1/22/22)

#24 • DB ELIJAH MOLDEN

5-10, 192, 3rd Year, Washington
[Click for complete bio](#)



Defensive back **Elijah Molden** is in his third NFL season in 2023. He was selected by the Titans in the third round (100th overall) of the 2021 NFL Draft.

In 2022, Molden was limited by injuries to two games and one start. He totaled five tackles, one quarterback pressure and one tackle for loss before his second stint on injured reserve ended his season.

As a rookie in 2021, Molden appeared in 16 games with seven starts. He ranked fifth on the team and first among Titans rookies with 60 tackles and registered one interception for a touchdown. He was one of six rookie defensive backs with at least 60 tackles and one interception. Additionally, he contributed six quarterback pressures, three tackles for loss, four passes defended, one forced fumble, one fumble recovery and two stops on special teams. In the team's divisional playoff contest, he started and registered two tackles.

Prior to arriving in Tennessee, Molden totaled 153 tackles, five interceptions, 25 passes defended, four forced fumbles and two fumble recoveries in 44 games at the University of Washington. He earned first team All-Pac-12 honors on defense as a junior and senior and was named second team All-Pac-12 as an all-purpose/special teams player as a sophomore.

In 2020, Washington's football season was limited to four games due to the COVID-19 pandemic. Molden started all four contests and finished third on the squad with 26 tackles to go with one interception and two passes defended.

In 2019, Molden set career highs with a team-high 79 tackles, four interceptions and three forced fumbles with the Huskies.

He is a native of West Linn, Oregon.

2023 Game Notes:

- **At New Orleans (9/10)**, tied for the team lead with eight tackles and added a pass defended in his first regular-season action since Nov. 27, 2022. His eight tackles tied his career high.
- **Against the Los Angeles Chargers (9/17)**, posted four tackles and added a stop on special teams.

Molden's Career Regular Season Statistics:

Year	GP	GS	Tackle	Sack	QBP	TFL	Int	PD	FF	FR
2021	16	7	60	0.0	6	3	1	4	1	1
2022	2	1	5	0.0	1	1	0	0	0	0
2023	2	1	12	0.0	0	0	0	1	0	0
Totals	20	9	77	0.0	7	4	1	5	1	1

Molden's Career Postseason Statistics:

Year	GP	GS	Tackle	Sack	QBP	TFL	Int	PD	FF	FR
2021	1	1	2	0.0	0	0	0	0	0	0
Totals	1	1	2	0.0	0	0	0	0	0	0

Molden's Regular Season Single-Game Highs:**Tackles** - 8 (Four times, last at New Orleans, 9/10/23)**Interceptions** - 1 at Indianapolis (10/31/21)**Passes Defended** - 2 at Indianapolis (10/31/21)**Forced Fumbles** - 1 at Jacksonville (10/10/21)**Fumble Recoveries** - 1 vs. Miami (1/2/22)**Molden's Playoff Single-Game Highs:****Tackles** - 2 vs. Cincinnati (1/22/22)**MORE TITANS SAFETIES****44 - S MIKE BROWN****6-1, 215, 1st Year, Miami (Ohio)**

➤ Mike Brown was signed by the Titans off the practice squad of the Cleveland Browns on Jan. 2, 2023.

➤ With the Titans in 2022, he was inactive for the only game he was on the 53-man roster.

➤ Brown originally signed with the Minnesota Vikings as a rookie free agent on May 1, 2022. He spent training camp with the Vikings before being released. After a stint on Green Bay's practice squad, he rejoined the Vikings practice squad on Oct. 5, was released on Oct. 18, and then joined the Browns on Oct. 25. He appeared in three games with the Browns and registered one special teams tackle.

➤ During his career at the Miami University (Ohio), he played in 54 games, tallying 196 total tackles, 15.5 tackles for loss and four interceptions.

➤ As a senior in 2021, he appeared in 13 games and posted a career high in tackles (64), tackles for loss (9.5) and sacks (1.5).

➤ He is a native of Grand Rapids, Mich.

**39 - S MATTHEW JACKSON****6-1, 209, Rookie, Eastern Kentucky**

➤ Matthew Jackson was signed by the Titans as an undrafted free agent on May 12, 2023.

➤ Jackson appeared in 50 games with 27 starts over five seasons at Eastern Kentucky (2018-22). His totals there included 294 tackles, 27.5 tackles for loss, eight sacks, two interceptions, 14 passes defensed, three forced fumbles and five fumble recoveries.

➤ As a graduate in 2022, he started in 10 games and led the team with 87 tackles. He added 7.5 tackles for loss, two sacks, four passes defensed, one forced fumble and two fumble recoveries. He was named a third-team Stats Perform All-American, fourth-team Phil Steele/DraftScout All-American, Phil Steele first-team All-ASUN and an ASUN All-Conference selection.

➤ As a senior in 2021, started all 11 games and tied for the team high with 102 tackles, while also leading the squad with 11 tackles for loss and tallying a pair of interceptions. He was an ASUN All-Conference selection.

➤ A Nashville native, Jackson attended Hillsboro High School, where he was a team captain and the school's leading tackler as a senior in 2016. He was also a member of the track team, winning the city championship in the long jump.

**2023 Game Notes:**

➤ **At New Orleans (9/10)**, made his NFL debut on special teams.

**TITANS SPECIALISTS****PUNTERS**

No.	Name	Ht	Wt	Exp	College
4	Stonehouse, Ryan	5-10	193	2	Colorado State

KICKERS

No.	Name	Ht	Wt	Exp	College
6	Folk, Nick	6-1	225	16	Arizona

LONG SNAPPERS

No.	Name	Ht	Wt	Exp	College
46	Cox, Morgan	6-4	233	14	Tennessee

#46 • LS MORGAN COX**6-4, 233, 14th Year/3rd with Titans, Tennessee**[Click for complete bio](#)

Long snapper **Morgan Cox** is in his 14th NFL season and his third campaign with the Titans in 2023. He was signed by the Titans as an unrestricted free agent on March 19, 2021.

In 2022, Cox handled all of the team's long snapping duties for the second consecutive season and was named to his fifth career Pro Bowl. He has more Pro Bowl appearances than any other player at his position since the league began naming long snappers to the Pro Bowl in 2004.

His steady play in 2022 helped rookie punter **Ryan Stonehouse** lead the league and set a new NFL record with a 53.1-yard gross punting average. Stonehouse also finished fourth in the NFL and set a rookie record with a 44.0-yard net average. Meanwhile, kicker **Randy Bullock** made 17 of 20 field goals (85.0 percent) and made all 28 extra point attempts.

In 2021, Cox handled all of the team's long snapping duties in 17 regular season games and one postseason game. He helped Bullock finish ninth in franchise history with 120 points in a single season, including three game-winning field goals (Sept. 19 at Seattle, Oct. 31 at Indianapolis and Dec. 23 against San Francisco). He also snapped for punter **Brett Kern**, who had the league's third-best ratio of punts inside the 20 to touchbacks (18:1).

In his first 11 seasons, Cox appeared in 165 regular season games for the Baltimore Ravens, serving as the team's primary long snapper after entering the NFL as an undrafted free agent in 2010. He was selected to four Pro Bowls and was a part of five playoff teams in Baltimore, totaling 10 postseason games played.

In 2020, he earned his fourth career Pro Bowl selection. He helped kicker Justin Tucker record his fifth consecutive season with at least 130 points, tying the NFL record of consecutive seasons with 130-plus points. Tucker connected on 26 of 29 field goals (89.7 percent) and was 52 of 53 on extra points (98.1 percent). Cox also snapped on all 51 of **Sam Koch's** 51 punts, as Koch was the NFL's only punter to place at least 20 punts (22) inside in the 20-yard line and have no more than one touchback.

A native of Collierville, Tenn., Cox played 38 games in three seasons (2007-09) as the primary long snapper at the University of Tennessee.

2023 Game Notes:

➤ **At New Orleans (9/10)**, appeared in his 200th career regular-season game. He became the 11th active NFL player to do so and the third active long snapper to do so, joining Carolina's J.J. Jansen and Houston's Jon Weeks. He snapped for five field goals on five attempts by Nick Folk in the contest.

Cox's Career Regular Season Statistics:

Year	Team	GP	GS	SpT Tackles
2010	Bal	15	0	1
2011	Bal	16	0	0
2012	Bal	16	0	2
2013	Bal	16	0	2
2014	Bal	7	0	0
2015	Bal	16	0	0
2016	Bal	16	0	2
2017	Bal	16	0	1
2018	Bal	16	0	1
2019	Bal	16	0	0
2020	Bal	15	0	2
2021	Ten	17	0	1
2022	Ten	17	0	1
2023	Ten	2	0	0
NFL Totals		201	0	13

Cox's Career Postseason Statistics:

Year	Team	GP	GS	SpT Tackles
2011	Bal	2	0	0
2012	Bal	4	0	0
2018	Bal	1	0	0
2019	Bal	1	0	0
2020	Bal	2	0	0
2021	Ten	1	0	0
Playoff Totals		11	0	0

#6 • K NICK FOLK

6-1, 225, 16th Year/1st with Titans, Arizona

[Click for complete bio](#)

Kicker **Nick Folk** is in his 16th NFL season and his first campaign with the Titans in 2023. He was acquired by the Titans in a trade with the New England Patriots on Aug. 29, 2023.



In his first 15 NFL seasons, Folk appeared in 211 games during his time with the Dallas Cowboys (2007-09), New York Jets (2010-2016), Tampa Bay Buccaneers (2017) and Patriots (2019-22). During that time, he connected on 82.9 percent (353 of 426) of his field goal attempts and 96.8 percent of his extra point attempts (458 of 473). He had 10 seasons with at least 100 points, including a league-leading 150 points in 2021 with the Patriots. He registered 11 game-winning field goals in the regular season and one in postseason play.

Folk ended the 2022 campaign with an active streak of 60 straight field goals made under 40 yards—every attempt in the regular season since his last miss on Oct. 5, 2017 against New England as a member of the Buccaneers. Through 2022, the NFL record was 70 by **Justin Tucker** of Baltimore (2016-20).

Over his four years with New England, Folk made 108 of his 121 field goal attempts (89.3 percent) in 57 games. He departed the Patriots in fifth place on the New England all-time field goal list and tied for seventh place on the franchise's all-time scoring list with 440 total points.

In 2022, he played in all 17 games for New England and totaled 128 points on 32-of-37 field goal attempts. He was also 32-of-35 on extra points. Folk became one of six all-time NFL players to have at least five seasons with 30 field goals, joining **Justin Tucker** (eight), **Stephen Gostkowski** (five), **Robbie Gould** (five), **John Carney** (five) and **David Akers** (five).

Folk established the NFL record for consecutive field goals made under 50 yards with a streak of 64 such kicks from Oct. 5, 2017 to Oct. 16, 2022. He broke the record (56 consecutive) set by **Ryan Succop** of the Titans from 2014 to 2017.

While with the Patriots, he also set the franchise mark for consecutive field goals made (36) during a streak that spanned from 2020 to 2021 and posted the third-highest field goal percentage for a season by a Patriot in 2020 (92.9).

Folk entered the NFL as a sixth-round selection by the Dallas in the 2007 NFL Draft. As a rookie for the Cowboys, he earned a Pro Bowl selection and all-rookie honors.

A native of Sherman Oaks, Calif., Folk attended the University of Arizona, where he earned All-PAC 10 accolades in his final season.

2023 Game Notes:

➤ **At New Orleans (9/10)**, made his Titans debut and tied his career high with five field goals. It was his sixth career game with five field goals and the fifth occasion in which he connected on five field goals without a miss. He made a 50-yard field goal to cap the Titans' opening possession and a 27-yarder to end their second drive. In the second quarter, he booted a 31-yard field goal, and he added both a 45-yarder and a 29-yarder in the fourth quarter. He became the first Titans kicker with five field goals in a game since Stephen Gostkowski made six at Minnesota on Sept. 27, 2020. It was his 19th career game with four or more field goals.

➤ **Against the Los Angeles Chargers (9/17)**, made both field goal attempts, including a 33-yarder as time expired in the first half and a 41-yard, game-winning field goal in overtime. The latter was the 13th game-winning field goal of his career, including 12 in the regular season and one game-winner in the postseason. It was the organization's 54th all-time game winning field goal and the team's first since Randy Bullock's 44-yarder to beat the San Francisco 49ers on Dec. 23, 2021.

Folk's Career Regular Season Statistics:

Year	Team	GP	FGM	FGA	Pct	Lg	XPM	XPA	Pts
2007	Dal	16	26	31	83.9	53	53	53	131
2008	Dal	16	20	22	90.9	52	42	42	102
2009	Dal	14	18	28	64.3	51	36	36	90
2010	NYJ	16	30	39	76.9	56	37	37	127
2011	NYJ	16	19	25	76.0	51	44	44	101
2012	NYJ	16	21	27	77.8	54	30	30	93
2013	NYJ	16	33	36	91.7	54	27	27	126
2014	NYJ	16	32	39	82.1	55	23	23	119
2015	NYJ	8	13	16	81.3	55	19	19	58
2016	NYJ	16	27	31	87.1	51	24	26	105
2017	TB	4	6	11	54.5	50	7	9	25
2019	NE	7	14	17	82.4	51	12	12	54
2020	NE	16	26	28	92.9	51	30	33	108
2021	NE	17	36	39	92.3	53	42	47	150
2022	NE	17	32	37	86.5	54	32	35	128
2023	Ten	2	7	7	100.0	50	3	3	24
NFL Totals		213	360	433	83.1	56	461	476	1,541

Folk's Career Postseason Statistics:

Year	Team	GP	FGM	FGA	Pct	Lg	XPM	XPA	Pts
2007	Dal	1	1	1	100.0	34	2	2	5
2010	NYJ	3	2	3	66.7	42	8	8	14
2019	NE	1	2	2	100.0	36	1	1	7
2021	NE	1	1	1	100.0	44	2	2	5
Playoff Totals		6	6	7	85.7	44	13	13	31

Folk's Regular Season Single-Game Highs:

Field Goals Made - 5 (six times, last at New Orleans, 9/10/23)

Field Goal Attempts - 6 vs. Tennessee (11/28/21)

Longest Field Goal - 56 at Denver (10/17/10)

PATs Made - 6 (five times, last vs. Cleveland, 11/14/21)

PATs Attempted - 7 vs. N.Y. Jets (10/24/21)

Points - 18 vs. Tennessee (11/28/21)



Folk's Playoff Single-Game Highs:**Field Goals Made** - 2 vs. Tennessee (1/4/20)**Field Goal Attempts** - 2 vs. Tennessee (1/4/20)**Longest Field Goal** - 44 at Buffalo (1/15/22)**PATs Made** - 4 at New England (1/16/11)**PATs Attempted** - 4 at New England (1/16/11)**Points** - 6 vs. Tennessee (1/4/20)**CONSECUTIVE FGs, NFL HISTORY**

From 2020 to 2021, Nick Folk made 36 consecutive field goals as a member of the New England Patriots. Through the 2022 campaign, Folk's streak was tied for the sixth-longest such streak in NFL history.

Most consecutive field goals in NFL history (through 2022):

Player	Team	Season(s)	Consecutive Field Goals
1. Adam Vinatieri	Indianapolis	2015–2016	44
2. Mike Vanderjagt	Indianapolis	2002–2004	42
3. Gary Anderson	San Francisco/Minnesota	1997–1998	40
4. Graham Gano	New York Giants	2020–2021	37
Jason Myers	Seattle	2019–2021	37
6. Nick Folk	New England	2020–2021	36
Matt Stover	Baltimore	2005–2006	36
8. Justin Tucker	Baltimore	2015–2016	35
Adam Vinatieri	Indianapolis	2013–2014	35
10. Robbie Gould	San Francisco	2017–2018	33
Justin Tucker	Baltimore	2013	33

FIVE SEASONS WITH 30 FIELD GOALS

As a member of the Patriots in 2022, Titans kicker **Nick Folk** became one of six NFL players to have at least five seasons with 30 field goals.

Most NFL seasons with 30 or more field goals:

Player	Seasons
1. Justin Tucker	8
2. Nick Folk	5
Stephen Gostkowski	5
Robbie Gould	5
John Carney	5
David Akers	5
7. Graham Gano	4
Adam Vinatieri	4
Matt Prater	4
Jay Feely	4
Matt Stover	4
Matt Bryant	4

FIELD GOAL LEADERS, ACTIVE PLAYERS

Among all active NFL kickers (currently on an active roster, practice squad or reserve list), Nick Folk ranks third in career field goals. Only Arizona's **Matt Prater** and Baltimore's **Justin Tucker** have more.

Through 2022, Folk's 353 career field goals put him in a tie with **Eddie Money** for 23rd in NFL history.

Most field goals among active NFL players:

Kicker	Current Team	Career FGs
1. Matt Prater	Arizona Cardinals	378
2. Justin Tucker	Baltimore Ravens	366
3. Nick Folk	Tennessee Titans	360
4. Graham Gano	New York Giants	314
5. Greg Zuerlein	New York Jets	297
6. Brandon McManus	Jacksonville Jaguars	227
7. Chris Boswell	Pittsburgh Steelers	202
8. Jason Myers	Seattle Seahawks	198
9. Dustin Hopkins	Cleveland Browns	193
10. Cairo Santos	Chicago Bears	188

#4 • P RYAN STONEHOUSE**5-10, 193, 2nd Year, Colorado State**[Click for complete bio](#)

Punter **Ryan Stonehouse** is in his second NFL season in 2023. He was signed by the Titans as a rookie free agent on May 13, 2022.

In 2022, Stonehouse finished the season with a gross average of 53.10 yards per punt on 90 total punts (4,779 total yards). In doing so, he broke **Sammy Baugh's** single-season NFL record of 51.40 yards per punt, which was established in 1940 and was never matched among qualifiers (2.5 punts per team game) until Stonehouse's rookie campaign. Stonehouse's mark also surpassed **Brett Kern's** franchise record of 49.7 yards per punt in 2017.

With a net punting average of 44.03 yards per punt in 2022, Stonehouse also established a new NFL record for the highest net average by a rookie punter. He broke the record set by Indianapolis' **Rigoberto Sanchez**, who averaged 42.64 net yards per punt as a rookie in 2017. Stonehouse finished fourth in the NFL in net punting behind veterans **Tommy Townsend** (45.6), **Michael Dickson** (44.5) and **Johnny Hekker** (44.1). In franchise history, his net average ranked second for a single season, trailing only Kern's 44.6 net average in 2017.

Stonehouse's 90 punts in 2022 made up the NFL's second-highest total. Only Denver's **Corliss Waitman** (96) had more. The 90 punts by Stonehouse tied **Craig Hentrich's** 1999 number for the fourth-highest total in team annals behind **Rich Camarillo** (96 punts in 1994) and Cliff Parsley (93 in 1979; 91 in 1978).

Stonehouse appeared in 53 games over five seasons at Colorado State (2017-21) and set an NCAA career record with a 47.8-yard gross punting average. His career totals included 244 punts for 11,656 yards with 91 punts inside the 20. He totaled 106 punts of 50-plus yards and became the first player in Colorado State history to log 11,000 punting yards in a career.

During his final college season in 2021, Stonehouse appeared in 12 games and averaged 50.9 yards per attempt on 58 punts, including a career-long 81-yard punt. He placed 27 punts inside the 20-yard line and totaled 32 punts of 50-plus yards en route to being named a second-team All-Mountain West selection and a Ray Guy Award semifinalist.

He is a native of La Verne, Calif.

2023 Game Notes:

➤ **At New Orleans (9/10)**, used a 62-yard punt to pin the Saints on their own 13-yard line to end the first quarter.

➤ **Against Los Angeles Chargers (9/17)**, established a new franchise single-game record with a gross average of 61.2 yards per punt (minimum four punts to qualify), totaling 306 yards on five punts. It topped Brett Kern's previous franchise record of 60.5 yards, set on Oct. 25, 2020 against Pittsburgh. Since 1960, Stonehouse registered the NFL's second-best gross average in an NFL game (minimum four attempts) behind only Carolina punter Andy Lee's 63.0 yards per punt against Denver on Sept. 8, 2016. Stonehouse recorded punts of 60, 63, 63, 58 and 62 yards and also averaged 44.6 net yards per attempt with one punt placed inside the 20.



Stonehouse's Career Regular Season Statistics:

Year	Team	GP	No	Yds	Avg	TB	In20	Lg	Blk	Net
2022	Ten	17	90	4,779	53.1	9	30	74	0	44.0
2023	Ten	2	8	413	51.6	1	1	63	0	40.5
Totals		19	98	5,192	53.0	10	31	74	0	43.7

Stonehouse's Regular Season Single-Game Highs:**Punts** - 8 (Three times, last vs. Denver 11/13/22)**Gross Avg.** - 61.2 vs. L.A. Chargers (9/17/23)**Net Avg.** - 48.4 at Washington (10/9/22)**Long Punt** - 74 vs. Denver (11/13/22)**In20** - 4 (Three times, last at L.A. Chargers, 12/18/22)**NFL RECORD: SINGLE-SEASON AVERAGE**

In 1940, Washington's **Sammy Baugh** punted 35 times for 1,799 yards, averaging 51.40 yards per punt. Eighty-two seasons later, the mark still stood as the best qualifying single-season punting average in NFL history, until Titans rookie punter **Ryan Stonehouse** broke the record in 2022.

Stonehouse, an undrafted rookie from Colorado State University, averaged 53.10 yards per attempt on 90 total punts—1.70 yards per punt ahead of Baugh's number.

Prior to Stonehouse's rookie campaign, Baugh's mark was one of the NFL's longest-held records. In the 2022 NFL Record & Fact Book, only three single-season individual records predated Baugh's punting mark, and all three of those were later tied: most safeties in a season (two by Green Bay's **Tom Nash** in 1932 and subsequently tied 18 times), most fumbles returned for a touchdown in a season (two by Boston's **Harold McPhail** in 1934 and tied 44 times), and most opponent fumbles returned for a touchdown in a season (two by McPhail in 1934 and tied 41 times).

To qualify for the single-season average record, a punter needs a minimum of 2.5 attempts per team game.

Highest single-season punting average (gross average) in NFL history (minimum 2.5 punts per team game):

Player	Team	Season	Punts	Yards	Punting Average
1. Ryan Stonehouse	Tennessee	2022	90	4,779	53.10
2. Sammy Baugh	Washington	1940	35	1,799	51.40
3. Shane Lechler	Oakland	2009	96	4,909	51.14
4. Andy Lee	San Francisco	2011	78	3,970	50.90
5. Corey Bojorquez	Buffalo	2020	41	2,082	50.78
6. Shane Lechler	Oakland	2011	78	3,960	50.77
7. Tommy Townsend	Kansas City	2022	53	2,672	50.42
8. Brandon Fields	Miami	2012	74	3,715	50.20
9. Thomas Morstead	New Orleans	2012	74	3,707	50.09
10. A.J. Cole	Las Vegas	2021	64	3,202	50.03

NFL ROOKIE RECORD: NET AVERAGE

In addition to the NFL single-season gross punting average record he set in 2022, Titans punter **Ryan Stonehouse** also established a new record for net punting average in a season by a rookie. His 44.03 net yards per attempt exceeded the previous record of 42.64 yards, set by Indianapolis Colts rookie punter **Rigoberto Sanchez** in 2017.

Highest net punting average by a rookie, NFL history:

Player	Team	Season	Net Avg
1. Ryan Stonehouse	Tennessee Titans	2022	44.03
2. Rigoberto Sanchez	Indianapolis Colts	2017	42.64
3. Michael Dickson	Seattle Seahawks	2018	42.47
4. Jamie Gillan	Cleveland Browns	2019	41.59

2022 NFL PUNTING LEADERS

Despite being a rookie, Titans punter **Ryan Stonehouse** led the NFL in punting average in 2022 and ranked fourth among the leaders in net punting average. He maintained his gross and net averages despite being ranked second in the NFL with 90 total punts. Only Denver's **Corliss Waitman** (96) had more punts than Stonehouse in 2022.

NFL gross punting average leaders in 2022:

Player	Team	Gross Punt Avg.
1. Ryan Stonehouse	Tennessee Titans	53.10
2. Tommy Townsend	Kansas City Chiefs	50.42
3. Logan Cooke	Jacksonville Jaguars	49.34
4. AJ Cole	Las Vegas Raiders	48.88
5. Jake Camarda	Tampa Bay Buccaneers	48.85
6. Jack Fox	Detroit Lions	48.56
7. Corey Bojorquez	Cleveland Browns	48.51
8. Michael Dickson	Seattle Seahawks	48.47
9. Johnny Hekker	Carolina Panthers	48.46
10. Bryan Anger	Dallas Cowboys	48.40

NFL net punting average leaders in 2022:

Player	Team	Net Punt Avg.
1. Tommy Townsend	Kansas City Chiefs	45.58
2. Michael Dickson	Seattle Seahawks	44.42
3. Johnny Hekker	Carolina Panthers	44.12
4. Ryan Stonehouse	Tennessee Titans	44.03
5. AJ Cole	Las Vegas Raiders	43.90
6. Logan Cooke	Jacksonville Jaguars	43.78
7. Tress Way	Washington Commanders	42.89
8. Bryan Anger	Dallas Cowboys	42.84
9. Cameron Johnston	Houston Texans	42.59
10. Drue Chrisman	Cincinnati Bengals	42.57

SINGLE-GAME GROSS AVERAGE, TEAM HISTORY

Through only one season, **Ryan Stonehouse** has recorded four of the franchise's top 10 single-game gross punting averages (minimum four punts) since 1976. His best single-game average, 57.3 yards at Philadelphia on Dec. 4, 2022, ranks fifth in team history.

Highest single-game gross punting average, since 1976 (min. 4 punts):

Player	Date	Opponent	Punts	Gross Avg
1. Brett Kern	10/25/20	Pittsburgh	4	60.5
2. Greg Montgomery	12/27/92	Buffalo	5	59.2
3. Greg Montgomery	9/19/93	at San Diego	5	57.6
4. Craig Hentrich	11/4/01	Jacksonville	4	57.5
5. Ryan Stonehouse	12/4/22	at Philadelphia	7	57.3
6. Ryan Stonehouse	9/11/22	N.Y. Giants	6	57.0
7. Brett Kern	9/24/17	Seattle	6	56.8
8. Brett Kern	11/12/17	Cincinnati	6	56.5
9. Ryan Stonehouse	12/18/22	at L.A. Chargers	7	56.0
10. Ryan Stonehouse	9/19/22	at Buffalo	6	55.5



FRANCHISE SINGLE-SEASON LEADERS

As a rookie in 2022, **Ryan Stonehouse** set franchise and NFL records with a 53.10 gross punting average. His 44.03 net average ranked second in franchise history, while his 90 punts tied for the fourth-highest figure for the organization.

Highest gross punting average in a season, franchise history:

Player	Season	Gross Average
1. Ryan Stonehouse	2022	53.10
2. Brett Kern	2017	49.71
3. Brett Kern	2012	47.59
4. Brett Kern	2015	47.44
5. Craig Hentrich	1998	47.22
6. Brett Kern	2019	47.08
7. Brett Kern	2018	47.07
8. Greg Montgomery	1992	46.92
9. Brett Kern	2014	46.80
10. Greg Montgomery	1993	45.59

Highest net punting average in a season, franchise history:

Player	Season	Net Average
1. Brett Kern	2017	44.56
2. Ryan Stonehouse	2022	44.03
3. Brett Kern	2019	43.12
4. Brett Kern	2018	41.69
5. Brett Kern	2014	40.76
6. Brett Kern	2021	40.43
7. Brett Kern	2012	40.36
8. Brett Kern	2015	40.34
9. Brett Kern	2013	39.70
10. Brett Kern	2011	39.37

Most punts in a season, franchise history:

Player	Season	Punt
1. Rich Camarillo	1994	96
2. Cliff Parsley	1979	93
3. Cliff Parsley	1978	91
4. Ryan Stonehouse	2022	90
Craig Hentrich	1999	90
6. Craig Hentrich	2006	88
John James	1984	88
Lee Johnson	1986	88
Brett Kern	2015	88
Brett Kern	2014	88

TITANS PRACTICE SQUAD CAPSULES



TITANS PRACTICE SQUAD

No.	Name	Pos	Ht	Wt	Exp	College
45	Campbell, Chance	LB	6-2	232	2	Mississippi
28	Carter, Shyheim	DB	5-10	194	1	Alabama
97	Dwumfour, Michael	DT	6-1	296	2	Michigan
33	Garror, Eric	DB	5-8	174	R	Louisiana-Lafayette
82	Harrison, Tre'Shaun	WR	5-11	188	R	Oregon State
12	Kinsey, Mason	WR	5-11	200	1	Berry College
38	Marsh, Armani	DB	5-9	182	R	Washington State
69	McLendon Jr., TK	DE	6-4	275	R	Eastern Kentucky
73	Murray, Justin	T	6-5	315	6	Cincinnati
89	Odukoya, Thomas	TE	6-6	253	1	Eastern Michigan
61	Ojukwu, John	OL	6-5	309	R	Boise State
35	Patrick, Jacques	RB	6-2	239	1	Florida State
95	Peko, Kyle	DT	6-1	305	5	Oregon State
86	Rader, Kevin	TE	6-4	250	3	Youngstown State
76	Rupcich, Andrew	OL	6-6	318	1	Culver-Stockton
48	Rush, Thomas	OLB	6-3	251	R	Minnesota
13	York, Cade	K	6-1	206	2	Louisiana State

45 - LB CHANCE CAMPBELL

6-2, 232, 2nd Year, Mississippi

- The Titans selected Chance Campbell in the sixth round (219th overall) of the 2022 NFL Draft.
- In 2022, he spent his entire rookie season on injured reserve.
- In one season at Mississippi (2021), Campbell started all 13 games and led the team with 109 tackles. He added six sacks, 11 quarterback pressures, 12.5 tackles for loss, two passes defended, three forced fumbles and led the SEC with three fumble recoveries while with the Rebels.
- A native of Ellicott City, Md., he transferred to Mississippi following three seasons (2018-20) at the University of Maryland, where he amassed 107 tackles, 1.5 sacks, 10 tackles for loss, one interception, four passes defended, one forced fumble and one fumble recovery in 25 games.
- As a junior in 2020, he saw action in five games and made four starts for the Terrapins, leading the squad with 43 tackles. He earned All-Big Ten honorable mention.

28 - DB SHYHEIM CARTER

5-10, 194, 2nd Year, Alabama

- The Titans re-signed Carter to the practice squad on Jan. 3, 2023 after he previously served on the practice squad from Week 5 to Week 9 of 2023. He also spent time on the team's practice squad in 2021.
- In 2022, he spent a total of six games on the practice squad.
- Carter originally entered the NFL as an undrafted college free agent with the New York Jets in 2020.
- He also spent time with Atlanta (2020) and Houston (2021).
- The Kentwood, La., native tallied 101 tackles, three interceptions, two of which were returned for touchdowns, 18 passes defended and two forced fumbles in 50 games at the University of Alabama.

97 - DL MICHAEL DWUMFOUR

6-1, 296, 2nd Year, Rutgers

- Michael Dwumfour joined the Titans as a free agent on Aug. 16, 2023.
- He was with the Cleveland Browns during the 2023 offseason and the start of the 2023 preseason.
- Prior to 2023, Dwumfour appeared in 12 career games with the Houston Texans (2021-22) and San Francisco 49ers (2022). His totals over that span included 13 tackles, a half sack and one fumble recovery.
- In 2022, he played seven games with the Texans and two contests for the 49ers.

TITANS PRACTICE SQUAD CAPSULES

➤ He entered the NFL in 2021 as an undrafted free agent with the New York Jets.

➤ The Scotch Plains, N.J., native finished his college career with one season at Rutgers, after spending his first four years at Michigan. Over his five-year college career, he totaled 28 games, 52 tackles, 3.5 sacks and one interception.

33 - DB ERIC GARROR

5-8, 174, Rookie, Louisiana-Lafayette

➤ Eric Garror was signed by the Titans as a rookie free agent on May 15, 2023 after a rookie camp tryout.

➤ In four seasons at Louisiana-Lafayette (2018-22), he appeared in 62 games and recorded 129 tackles, three tackles for loss, 35 passes defended, one sack and nine interceptions. He also returned 93 punts for 778 yards and three touchdowns.

➤ As a graduate in 2022, he played in 13 games and recorded 26 tackles, two interceptions and eight passes defense. He returned 26 punts for 392 yards and two touchdowns, ranking third in the nation with an average of 15.1 yards per punt return. He also returned three kickoffs for 51 yards. He was a first-team All-Sun Belt Conference selection.

➤ As a senior in 2021, he appeared in 14 games and tallied 23 tackles, two interceptions and nine passes defended. He also returned 24 punts for 139 yards and three kickoffs for 38 yards. He earned second-team All-Sun Belt Conference honors.

➤ He is a native of Mobile, Ala.

82 - WR TRE'SHAUN HARRISON

5-11, 188, Rookie, Oregon State

➤ Tre'Shaun Harrison was signed by the Titans as a rookie free agent on May 12, 2023.

➤ In three seasons at Oregon State (2020-22), he played in 27 games with 17 starts. His career totals included 90 receptions for 1,147 yards and eight touchdowns. His yardage total tied for 29th in the Oregon State record books.

➤ As a senior in 2022, he started all 12 games for the Beavers and led the offense with 52 receptions for 604 yards (11.6-yard average) and scored four touchdowns. He earned All-Pac-12 honorable mention.

➤ He transferred to Oregon State after two seasons at Florida State (2018-19), where he saw action in 24 games. He recorded 37 receptions for 355 yards and three touchdowns with the Seminoles and also had nine kickoff returns for 174 yards.

➤ He is a native of Seattle, Wash.

12 - WR MASON KINSEY

5-10, 198, 1st Year, Berry College

➤ Mason Kinsey rejoined the Titans during the 2021 offseason after previously signing with the team as a rookie free agent following the 2020 NFL Draft.

➤ In 2022, he spent the entire season with the Titans on the practice squad. He appeared in two games, totaling one reception for three yards and two punt returns for no yards.

➤ In 2021, he spent the entire season on the Titans practice squad. He saw action in one contest (Oct. 24 against Kansas City).

➤ He also spent time in 2020 on the New England Patriots' practice squad.

➤ A native of Demorest, Ga., he appeared in 43 games with 35 starts over four seasons at Berry College (2016-19). Totaled 203 receptions for 3,343 yards and 50 touchdowns, all of which rank first in program history. His career receiving yardage and touchdowns set Southern Athletic Association records.

➤ As a senior (2019), he started all 11 games and caught 65 passes for 1,221 yards and 16 touchdowns. Returned 13 kicks for 375 yards and one touchdown and returned 17 punts for 181 yards. Earned All-SAA first team recognition.

38 - DB ARMANI MARSH

5-9, 182, Rookie, Washington State

➤ Armani Marsh was signed by the Titans as a rookie free agent on May 15, 2023 after a rookie camp tryout.

➤ In six seasons at Washington State (2017-22), Marsh appeared in 46 games with 31 starts, totaling 184 tackles, 10 tackles for loss, two sacks, 17 passes defended, two forced fumbles and four interceptions, including one returned for a touchdown. He was a two-time captain for the Cougars (2021-22).

➤ As a graduate in 2022, he appeared in 12 games with 11 starts and recorded 67 tackles, three tackles for loss, two sacks, seven passes defended and one interception. He was named All-Pac-12 Conference honorable mention.

➤ As a senior in 2021, he started in 12 games and led the team with three interceptions, including one he returned for a touchdown. He ranked third on the team with 70 tackles and added 5.5 tackles for loss, seven passes defended and two forced fumbles. He earned the seventh-best overall cornerback coverage grade in the Pac-12, according to PFF College and earned All-Pac-12 Conference honorable mention.

➤ The Spokane, Wash. native was put on scholarship prior to the 2019 season after enrolling in 2017 as a preferred walk-on.

69 - DE TK McLENDON JR.

6-4, 275, Rookie, Eastern Kentucky

➤ TK McLendon Jr. was signed by the Titans as a rookie free agent on May 12, 2023.

➤ In two seasons at Eastern Kentucky (2021-22), he appeared in 21 games with 15 starts. He transferred to Eastern Kentucky from Louisiana State after the 2020 season and switched positions from tight end to defensive end.

➤ As a graduate in 2022, started all 12 games for Eastern Kentucky and led the team with 11.5 tackles for loss and six sacks. He added 58 tackles, two pass breakups, one forced fumble and one fumble recovery. He was an All-ASUN selection.

➤ He appeared in three games over two seasons at Louisiana State (2019-20).

➤ Prior to attending Louisiana State, he was a tight end at Copiah-Lincoln Community College (2017-18), where he appeared in 18 games over two years and recorded eight receptions for 106 yards and two touchdowns.

➤ He is a native of Soperton, Ga.

73 - T JUSTIN MURRAY

6-5, 315, 6th Year, Cincinnati

➤ Justin Murray joined the Titans as a free agent on August 5, 2023.

➤ Prior to joining the Titans, Murray played in 37 games over five NFL seasons and started 20 of them. He saw action with the Raiders, Cardinals and Bills.

➤ In 2022, he played in five games for the Bills.

➤ In 2021, Murray played in three games with one start for the Cardinals.

➤ He recorded a career-high 14 games played and 12 starts for Arizona in 2019.

➤ He was initially signed by the Broncos as an undrafted free agent in 2016.

➤ At the University of Cincinnati, Murray played from 2012 to 2015 after redshirting in 2011. During his senior season, he started all 13 games.

➤ Native of Cincinnati, Ohio. His cousin, Rico Murray, played defensive back for the Bengals from 2009-11.

89 - TE THOMAS ODUKOYA

6-6, 253, 1st Year, Eastern Michigan

➤ Thomas Odukoya joined the Titans on May 13, 2022 as part of the NFL's International Player Pathway program, which allows participating teams a practice squad roster exemption.

➤ In 2022, Odukoya spent the entire season on the Titans practice squad as an international allocation.

➤ A native of Almere, Netherlands, Odukoya played four seasons at

TITANS PRACTICE SQUAD CAPSULES

Eastern Michigan University (2018-21), where he saw action in 40 games with 30 starts. His career totals included 21 catches for 194 yards and four touchdowns.

- As a graduate in 2021, he started all 13 games and tallied career-best marks in receptions (13) and receiving yards (130) and tied his career-high mark with two touchdowns.
- He earned a scholarship to Eastern Michigan after competing at Garden City (Kan.) and West Hills-Coalinga (Calif.) junior colleges.

61 - OL JOHN OJUKWU

6-5, 309, Rookie, Boise State

- John Ojukwu (last name pronounced "oh-JOO-koo") was signed by the Titans as a rookie free agent on May 12, 2023.
- In six seasons at Boise State (2017-22), he played in 56 games with 51 starts. He made 18 starts as a right tackle during his first two seasons and then transitioned to left tackle and started in all 33 games he played in his final three seasons. He ended his career with 43 consecutive starts.
- As a graduate in 2022, he was the only Bronco to start all 14 games on offense. He did not allow a sack and did not commit a false start or a holding penalty. He was a team captain and was named to the All-Mountain West first team.
- As a senior in 2021, he started all 12 games at left tackle and was named to the All-Mountain West first team.
- He is a native of Boise, Idaho.

35 - RB JACQUES PATRICK

6-2, 239, 1st NFL Season, Florida State

- Re-signed to the practice squad on Sept. 14 after initially joining the Titans on Aug. 14 and spending the remainder of the preseason with the team.
- In 2023, Patrick played with the XFL's San Antonio Brahmas, finishing with 443 rushing yards and five touchdowns.
- Previously played in two NFL games, both with the 49ers in 2021, when he carried the ball twice for 12 yards. He also spent time with the Bengals, Panthers, Ravens and Broncos.
- At Florida State, Patrick played 45 games with 13 starts and finished his career with 1,790 yards and 17 touchdowns for the Seminoles. He finished in the top 20 (16th and 15th, respectively) in school history in those categories.
- A native of Orlando, Fla., he was the Florida Gatorade Player of the Year as a senior at Timber Creek High School (2014).

95 - DT KYLE PEKO

6-1, 305, 5th Year, Oregon State

- Kyle Peko (last name pronounced "PECK-oh") rejoined the Titans as a free agent on August 14, 2023.
- Prior to rejoining the Titans in 2023, Peko appeared in 29 career NFL games with three starts, totaling two sacks, 34 tackles and one forced fumble.
- Most recently, he played in eight games for the Raiders in 2022 after spending time with the Denver Broncos (2016-18, 2019-20), Buffalo Bills (2018-19), Indianapolis Colts (2019) and Titans (2021).
- In 2022, he notched 11 tackles in eight games for the Raiders.
- In 2021, Peko appeared in eight games for the Titans, making three starts. He finished the year with 10 tackles and two sacks. He also recorded a half sack in the Titans' postseason game.
- He initially signed with Denver as an undrafted free agent in 2016.
- In one season at Oregon State, Peko started 12 games and was named Pac-12 All-Conference Honorable Mention. In that season, he was the top tackler among defensive lineman (45), recorded 4.5 tackles for loss, and blocked two kicks.
- A native of La Habra, Calif., he is the cousin of NFL players Domata Peko (Bengals, 2006-20) and Siitupe Peko (Colts, 2001-06).

86 - TE KEVIN RADER

6-4, 250, 2nd Year, Youngstown State

- Kevin Rader joined the Titans in 2022. He was signed to the practice squad on Sept. 1, 2022 and signed to the 53-man roster on Sept. 22, 2022.
- In 2022, he appeared in 14 games with two starts and ranked fourth on the team with nine special teams tackles.
- Prior to joining the Titans, Rader appeared in seven career NFL games, all with the Pittsburgh Steelers. His totals included two receptions for eight yards and three special teams tackles.
- In 2021, Rader registered six games played, one start and two receptions for eight yards with the Steelers.
- After originally entering the NFL as an undrafted free agent with the Green Bay Packers in 2018, Rader spent the majority of 2019 and 2020 on the Steelers practice squad.
- A native of Pittsburgh, Pa., Rader played 42 games for Youngstown State University, totaling 44 receptions for 601 yards and four touchdowns during his college career.

76 - OL ANDREW RUPCICH

6-6, 318, 1st Year, Culver-Stockton

- Andrew Rupcich (last name pronounced "RUPP-sitch") was signed by the Titans as a rookie free agent on May 13, 2022.
- In 2022, he spent all 17 games on the Titans practice squad.
- During his college career, Rupcich appeared in 48 games, registering 48 consecutive starts at left tackle. He became the first three-time All-American at the same position in the NAIA.
- As a fifth-year senior in 2021, he started all 11 games at left tackle and earned first-team All-American honors from the Associated Press, NAIA, and the American Football Coaches Association.
- He is a native of Wonder Lake, Ill.

48 - OLB THOMAS RUSH

6-3, 251, Rookie, Minnesota

- Thomas Rush was signed by the Titans as a rookie free agent on May 12, 2023.
- In five seasons at the University of Minnesota (2018-22), Rush played in 58 games with 19 starts and recorded 86 tackles, 13.5 tackles for loss, 8.5 sacks, five passes defended, one forced fumble and one fumble recovery.
- As a graduate in 2022, he started all 13 games and tallied 34 tackles, 2.5 tackles for loss, 1.5 sacks, two passes defended and one forced fumble. He was named All-Big Ten honorable mention.
- As a senior in 2021, he appeared in 13 games with five starts and notched 31 tackles, 7.5 tackles for loss, 5.5 sacks and one pass defended.
- He is a native of Marysville, Ohio.

13 - K CADE YORK

6-1, 206, 2nd Year, Louisiana State

- Cade York was signed by the Titans to the practice squad on Aug. 31, 2023.
- York entered the NFL as a fourth-round selection by the Cleveland Browns in the 2022 NFL Draft.
- As a rookie in 2022, York connected on 24 of 32 field goal attempts with a long of 58 yards. He also went 35-of-37 on extra points to finish the campaign with 107 total points.
- Over a three-year career at Louisiana State, he appeared in 37 games and made 54 of his 66 field goal attempts (81.8%), including 15 successful field goals on 19 attempts from 50-plus yards. He was 164-of-168 on extra points to finish his college career with 326 points.
- He is a native of McKinney, Texas.

CONTACT INFORMATION

Titans Practice Facility/Training Camp Site:
Ascension Saint Thomas Sports Park
 460 Great Circle Road
 Nashville, TN 37228

Nissan Stadium:
One Titans Way
 Nashville, TN 37213

Media Resources:
www.TennesseeTitans.com/media

Phone:
 (615) 565-4000 (main)
 (615) 565-4100 (media relations)
 (615) 565-4200 (ticket office)

Titans Football Communications:
 Robbie Bohren
 Vice President of Football Communications
rbohren@titans.nfl.com
 Jim Wyatt
 Senior Writer/Editor
jwyatt@titans.nfl.com
 Dwight Spradlin
 Director of Football Communications
dspradlin@titans.nfl.com
 Jared Puffer
 Associate Director of Football Communications
jpuffer@titans.nfl.com
 Kaylee Connors
 Coordinator of Football Communications
kconnors@titans.nfl.com
 Travis McDaniel
 Football Communications Seasonal Assistant
tmcdaniel@titans.nfl.com



TITANS TV RATINGS

2023 Titans television ratings in the Nashville market:

Date/Opp	Day/Time	Network	Rating/Share	HH (000)	Rank
9/10 at NO	Sun. noon	CBS	20.2/55	236	1
9/17 vs. LAC	Sun. noon	CBS	TBA	TBA	TBA
9/24 at Cle	Sun. noon	CBS			
10/1 vs. Cin	Sun. noon	FOX			
10/8 at Ind	Sun. noon	CBS			
10/15 vs. Bal (London)	Sun. 8:30 a.m.	NFLN			
10/29 vs. Atl	Sun. noon	CBS			
11/2 at Pit	Thu. 7:15 p.m.	Prime Video			
11/12 at TB	Sun. noon	CBS			
11/19 at Jax	Sun. noon	CBS			
11/26 vs. Car	Sun. noon	FOX			
12/3 vs. Ind	Sun. noon	CBS			
12/11 at Mia	Mon. 7:15 p.m.	ESPN			
12/17 vs. Hou	Sun. noon	CBS			
12/24 vs. Sea	Sun. noon	CBS			
12/31 at Hou	Sun. noon	FOX			
TBD vs. Jax	TBD	TBD			
2023 Regular Season Average			20.2/55	236	

Previous yearly Titans television ratings in the Nashville market (regular season only):

Season	Rtg/Shr/(000)	Season	Rtg/Shr/(000)	Season	Rtg/Shr
2022*	21.2/50/245	2013	25.0/41/259	2005	21.8/42
2021	27.1/50/239	2012	23.5/39/239	2004	26.5/48
2020	25.8/47/239	2011	27.7/46/285	2003	33.4/57
2019	24.1/44/238	2010	30.2/50/313	2002	26.8/49
2018	22.7/39/232	2009	30.9/50/315	2001	24.5/42
2017	19.9/35/204	2008	32.4/55/327	2000	29.1/50
2016	22.0/38/221	2007	28.6/49/276	1999	19.8/35
2015	21.3/37/211	2006	23.0/42/217		
2014	20.7/36/209				

* New ratings methodology instituted in January 2022, resulting in less meaningful comparisons to prior years across all programming.

TITANS PODCAST



The OTP: Official Titans Podcast

Hosted by Mike Keith and Amie Wells, The OTP features contributions from TennesseeTitans.com senior writer/editor Jim Wyatt, Titans Radio analyst Dave McGinnis and various Titans players and guests each week.

TITANS TV PROGRAMMING



Titans All Access

Airs locally throughout the season on Nashville's FOX 17 on Friday nights at 11:05 p.m., on MyTV 30 on Saturdays at 10:30 a.m., and on CW58 on Saturdays at 3 p.m.

Titans All Access also has affiliates in Chattanooga, Knoxville, Memphis, Jackson, Huntsville, Ala., and Paducah, Ky.



The Mike Vrabel Show

Airs throughout the season on Tuesday nights at 6:30 p.m. CT on WKRN Channel 2.



PRESENTED BY **DRAFT KINGS SPORTSBOOK**

Titans Gameday

Chris Harris, Dave McGinnis and Mike Keith get you the last word before kickoff on Titans Gameday, Sundays at 10:30am on WSMV4.

TITANS RADIO



Titans Radio brings football to fans across the Mid-South in one of the NFL's largest radio networks, including Nashville flagship 104.5 The Zone. Play-by-play announcer **Mike Keith** connection with pro football across the Mid-South dates back to 1996, a year before the Oilers arrived in Tennessee, and he became the "Voice of the Titans" in 1999. Former Titans assistant coach and NFL head coach **Dave McGinnis** began serving as Titans Radio's color analyst in 2017, while Titans Radio gameday host **Rhett Bryan's** involvement with the broadcast dates back to 1997. **Amie Wells** has been reporting on the sidelines since 2018. Former Tennessee Volunteer and NFL offensive lineman **Ramon Foster** joins the Titans Radio crew in 2023.

TITANS RADIO WEEKLY PROGRAMMING

- Monday:**
"The Mike Vrabel Show" | 6-7 p.m. | Titans Radio/104.5 The Zone
- Tuesday:**
"Mac Talk" with Dave McGinnis & Rhett Bryan | 6-7 p.m. | 104.5 The Zone
- Wednesday:**
"Titans Tonight" with Keith Bulluck | 6-7 p.m. | Titans Radio/104.5 The Zone
- Sunday (Noon Kickoff):**
"Countdown to Kickoff" | 10-11 a.m. | 104.5 The Zone
"Titans Countdown" | 11 a.m.-12 p.m. | Titans Radio/104.5 The Zone
"Titans Talkback" | 3-5 p.m. | 104.5 The Zone

TITANS RADIO AFFILIATES

Flagship				Tennessee			
Nashville	WGFX	FM	104.5	Waverly	WQMV	FM	93.5
						AM	1060
				Winchester	WCDD	AM	1340
Tennessee				Alabama			
Camden	WRJB	FM	95.9	Birmingham	WJOX	FM	94.5
	WFVL	AM	1220	Bridgeport	WJTW	AM	1480
Chattanooga	WGOW	FM	102.3	Florence	WQLT	FM	107.3
		AM	1150	Huntsville	WUMP	AM	730
Clarksville	WKFN	AM	540			FM	103.9
		FM	104.1	Huntsville	WVNN	AM	770
Cleveland	WCLE	FM	104.1			FM	92.5
Columbia	WKOM	FM	101.7	Scottsboro	WWIC	AM	1050
Cookeville	WKXD	FM	106.9	Kentucky			
Dickson	WDKN	AM	1260	Benton	WCBL	AM	1290
Franklin	WAKM	AM	950	Bowling Green	WPTQ	FM	105.3
Greeneville	WIKQ	FM	103.1	Cadiz	WKDZ	FM	106.5
Jackson	WZDQ	FM	102.3	Columbia	WAIN	FM	101.9
Knoxville	WOKI	FM	98.7			AM	1270
Lebanon	WANT	FM	98.9	Henderson	WSON	AM	860
Lebanon	WCOR	AM	1490			FM	96.5
Lewisburg	WJJM	FM	94.3	Madisonville	WWKY	FM	97.7
Manchester	WMSR	FM	107.9	Owensboro	WVJS	FM	92.9
		AM	1320			AM	1420
Memphis	WKIM	FM	98.9				
Morristown	WCRK	FM	105.7				
Nashville	WGFX	FM	104.5				
Shelbyville	WZNG	FM	100.9				
		AM	1400				
Tri-Cities	WXSM	AM	640				
Union City	WQAK	FM	105.7				

GAME PREVIEW

TEAM NOTES

PLAYER NOTES

MEDIA

STATISTICS

ROSTERS

NISSAN STADIUM GAMEDAY MEDIA INFORMATION

MEDIA RELATIONS CONTACTS

Titans Media Relations (Press Box Seats 1-7): (615) 565-4450
 Robbie Bohren, Vice President, Football Communications
 Dwight Spradlin, Director of Football Communications
 Jared Puffer, Associate Director of Football Communications (Field Contact)
 Kaylee Connors, Coordinator of Football Communications
 Travis McDaniel, Football Communications Seasonal Assistant (Media Will Call)
 Visiting Team Media Relations (Press Box Seats 29-32): (615) 565-4452

DIRECTIONS TO NISSAN STADIUM

FROM AIRPORT TO NISSAN STADIUM (APPROXIMATELY 15 MINUTES): Take I-40 West toward Nashville/Memphis to I-24 West (before downtown). Exit at James Robertson Parkway (Exit 48). Turn left at first light (Interstate Drive). Turn right on Woodland Street. Nissan Stadium will be on the left. Follow signs to parking lot ("M" lot on northwest corner/river side of stadium).

NISSAN STADIUM MEDIA WILL CALL/MEDIA ENTRANCE

The media will call window and media entrance are located in the northwest corner of Nissan Stadium near Gate 6. The media will call window opens three hours prior to kickoff.

FIELD MEDIA VESTS

All members of the media with field access during the game must wear a media vest. Still and video photographers will be issued tan vests, while team-affiliated photographers and videographers (scoreboard, social, coaches' shows, etc.) will be issued gray vests. Additionally, media with in-game field access will be issued an armband. All vests and armbands must be obtained prior to each game at the check-in table. **Vest check-in is located on the third-floor landing near the press box.** All vests must be returned at the conclusion of the game to Titans personnel or to the vest check-in table.

NISSAN STADIUM PRESS BOX INTERNET ACCESS

Wireless internet access is available free of charge in the Nissan Stadium press box. The login information will be available upon arrival in the press box. A limited number of ethernet lines also are available. Accessing the wireless network works the same in the Nissan Stadium press box as it does in most areas with free connectivity. Titans staff may be able to assist in a limited manner, but you should first contact your company's I.T. department with any questions.

FROM NISSAN STADIUM PRESS BOX TO INTERVIEW ROOMS

Take the press box elevator (Level 3) to field level (Level 1). The Titans interview room is immediately on the right. Turn left and continue straight along the concourse to reach the visiting team's interview room (white line).

POSTGAME POLICIES

Reporters with press box credentials will not be allowed on the field during pre-game activities or during the game itself. Press box credentials do NOT provide access to the field at the two-minute warning in the fourth quarter. Media will be allowed to gather in the Titans interview room to watch the end of the game or remain in the press box to make the short walk down to the field level at the conclusion of the game. Interviews with Titans players are not permitted on the field following the game. The press conference will begin approximately 10 minutes following the conclusion of the game and will be held in the interview room across from the Titans locker room. Key players also will be brought to the interview room. Simultaneously, the locker room will open to credentialed media members with a working function. The press conference audio will be played live over the press box speakers.

POSTGAME QUOTES

Quotes from each team's head coach and key players will be transcribed and distributed throughout the Nissan Stadium press box following the game. The quotes also will be available at www.TennesseeTitans.com/media.

POOL REPORTS

Pool reporters are assigned by the Pro Football Writers of America. Requests for pool reports with game officials must be made in advance through the home team's media relations. Interviews will be conducted virtually. Pool reports will be recorded, transcribed and then distributed in the press box.

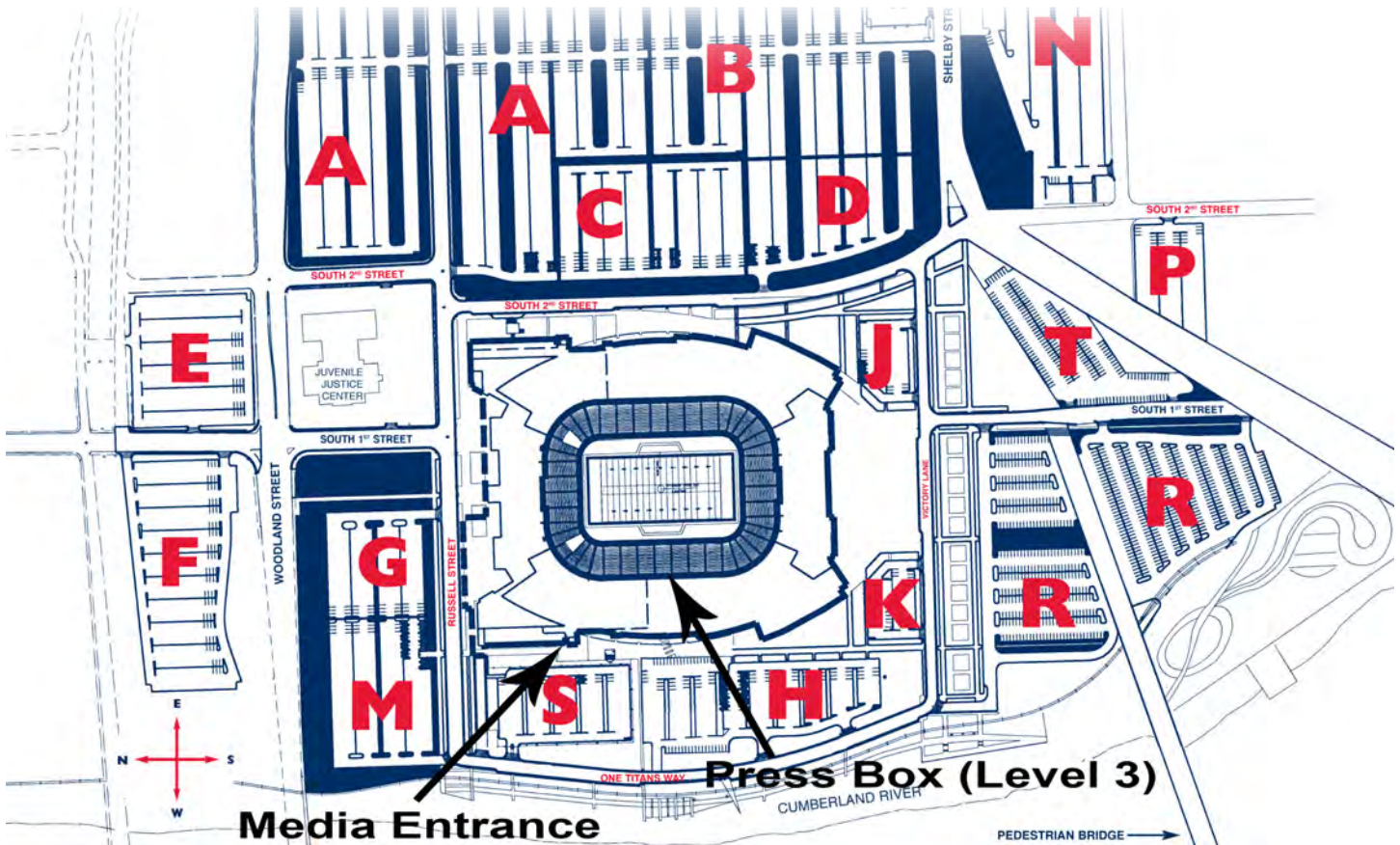
EXITING NISSAN STADIUM

FROM NISSAN STADIUM PRESS BOX TO STADIUM EXIT: Cross the press box catwalk to the third floor lobby. Take the stairs or elevator one floor down to Level 2. Exit through the doors and walk right to get to the "M" lot.

FROM NISSAN STADIUM TO AIRPORT (APPROXIMATELY 15 MINUTES): Take I-24 East toward Chattanooga to I-40 East toward Knoxville. The airport is at Exit 216A.

NISSAN STADIUM PARKING AND MEDIA ENTRANCE

The media will call window and media entrance are located in the northwest corner of Nissan Stadium near Gate 6. The media will call window opens three hours prior to kickoff.



GAME PREVIEW

TEAM NOTES

PLAYER NOTES

MEDIA

STATISTICS

ROSTERS

2023 NFL SCHEDULE

Games grouped by start times and listed alphabetically by home team. Times listed are local.

WEEK 1

Thursday, September 7, 2023

Det at KC (Thu) Detroit, 21-20

Sunday, September 10, 2023

Car at Atl Atlanta, 24-10

Hou at Bal Baltimore, 25-9

Cin at Cle Cleveland, 24-3

Jax at Ind Jacksonville, 31-21

TB at Min Tampa Bay, 20-17

Ten at NO New Orleans, 16-15

SF at Pit San Francisco, 30-7

Ari at Was Washington, 20-16

GB at Chi Green Bay, 38-20

LV at Den Las Vegas, 17-16

Mia at LAC Miami, 36-34

Phi at NE Philadelphia, 25-20

LAR at Sea LA Rams, 30-13

Dal at NYG Dallas, 40-0

Monday, September 11, 2023

Buf at NYJ (Mon) NY Jets, 22-16 (OT)

WEEK 2

Thursday, September 14, 2023

Min at Phi (Thu) Philadelphia, 34-28

Sunday, September 17, 2023

GB at Atl Atlanta, 25-24

LV at Buf Buffalo, 38-10

Bal at Cin Baltimore, 27-24

Sea at Det Seattle, 37-31 (OT)

Ind at Hou Indianapolis, 31-20

KC at Jax Kansas City, 17-9

Chi at TB Tampa Bay, 27-17

LAC at Ten Tennessee, 27-24 (OT)

NYG at Ari NY Giants, 31-28

SF at LAR San Francisco, 30-23

NYJ at Dal Dallas, 30-10

Was at Den Washington, 35-33

Mia at NE Miami, 24-17

Monday, September 18, 2023

NO at Car (Mon) 7:15p (ET) ESPN

Cle at Pit (Mon) 8:15p (ET) ABC

WEEK 3

Thursday, September 21, 2023

NYG at SF (Thu) 5:15p (PT) Prime Video

Sunday, September 24, 2023

Ind at Bal 1:00p (ET) CBS

Ten at Cle 1:00p (ET) CBS

Atl at Det 1:00p (ET) FOX

NO at GB 12:00p (CT) FOX

Hou at Jax 1:00p (ET) FOX

Den at Mia 1:00p (ET) CBS

LAC at Min 12:00p (CT) FOX

NE at NYJ 1:00p (ET) CBS

Buf at Was 1:00p (ET) CBS

Car at Sea 1:05p (PT) CBS

Dal at Ari 1:25p (MST) FOX

Chi at KC 3:25p (CT) FOX

Pit at LV 5:20p (PT) NBC

Monday, September 25, 2023

Phi at TB (Mon) 7:15p (ET) ABC

LAR at Cin (Mon) 8:15p (ET) ESPN

WEEK 4

Thursday, September 28, 2023

Det at GB (Thu) 7:15p (CT) Prime Video

Sunday, October 1, 2023

Atl vs Jax (Wembley) 2:30p (BST) ESPN+

Mia at Buf 1:00p (ET) CBS

Min at Car 1:00p (ET) FOX

Den at Chi 12:00p (CT) CBS

Bal at Cle 1:00p (ET) CBS

Pit at Hou 12:00p (CT) CBS

LAR at Ind 1:00p (ET) FOX

TB at NO 12:00p (CT) FOX

Was at Phi 1:00p (ET) FOX

Cin at Ten 12:00p (CT) FOX

LV at LAC 1:05p (PT) CBS

NE at Dal 3:25p (CT) FOX

Ari at SF 1:25p (PT) FOX

KC at NYJ 8:20p (ET) NBC

Monday, October 2, 2023

Sea at NYG (Mon) 8:15p (ET) ESPN

WEEK 5

Thursday, October 5, 2023

Chi at Was (Thu) 8:15p (ET) Prime Video

Sunday, October 8, 2023

Jax vs Buf (Tottenham) 2:30p (BST) NFLN

Hou at Atl 1:00p (ET) FOX

Car at Det 1:00p (ET) FOX

Ten at Ind 1:00p (ET) CBS

NYG at Mia 1:00p (ET) FOX

NO at NE 1:00p (ET) CBS

Bal at Pit 1:00p (ET) CBS

Cin at Ari 1:05p (MST) FOX

Phi at LAR 1:05p (PT) FOX

NYJ at Den 2:25p (MT) CBS

KC at Min 3:25p (CT) CBS

Dal at SF 5:20p (PT) NBC*

Monday, October 9, 2023

GB at LV (Mon) 5:15p (PT) ESPN

WEEK 6

Thursday, October 12, 2023

Den at KC (Thu) 7:15p (CT) Prime Video

Sunday, October 15, 2023

Bal vs Ten (Tottenham) 2:30p (BST) NFLN

Was at Atl 1:00p (ET) CBS

Min at Chi 12:00p (CT) FOX

Sea at Cin 1:00p (ET) CBS

SF at Cle 1:00p (ET) FOX

NO at Hou 12:00p (CT) FOX

Ind at Jax 1:00p (ET) CBS

Car at Mia 1:00p (ET) CBS

Det at TB 1:00p (ET) FOX

NE at LV 1:05p (PT) CBS

Ari at LAR 1:25p (PT) FOX

Phi at NYJ 4:25p (ET) FOX

NYG at Buf 8:20p (ET) NBC*

Monday, October 16, 2023

Dal at LAC (Mon) 5:15p (PT) ESPN

WEEK 7

Thursday, October 19, 2023

Jax at NO (Thu) 7:15p (CT) Prime Video

Sunday, October 22, 2023

Det at Bal 1:00p (ET) FOX

LV at Chi 12:00p (CT) FOX

Cle at Ind 1:00p (ET) CBS

Buf at NE 1:00p (ET) CBS

Was at NYG 1:00p (ET) CBS

Atl at TB 1:00p (ET) FOX

Pit at LAR 1:05p (PT) FOX

Ari at Sea 1:05p (PT) FOX

GB at Den 2:25p (MT) CBS

LAC at KC 3:25p (CT) CBS

Mia at Phi 8:20p (ET) NBC*

Monday, October 23, 2023

SF at Min (Mon) 7:15p (CT) ESPN

WEEK 8

Thursday, October 26, 2023

TB at Buf (Thu) 8:15p (ET) Prime Video

Sunday, October 29, 2023

Hou at Car 1:00p (ET) FOX

LAR at Dal 12:00p (CT) FOX

Min at GB 12:00p (CT) FOX

NO at Ind 1:00p (ET) FOX

NE at Mia 1:00p (ET) CBS

NYJ at NYG 1:00p (ET) CBS

Jax at Pit 1:00p (ET) CBS

Atl at Ten 12:00p (CT) CBS

Phi at Was 1:00p (ET) FOX

Cle at Sea 1:05p (PT) FOX

Bal at Ari 1:25p (MST) CBS

KC at Den 2:25p (MT) CBS

Cin at SF 1:25p (PT) CBS

Chi at LAC 5:20p (PT) NBC*

Monday, October 30, 2023

LV at Det (Mon) 8:15p (ET) ESPN

WEEK 9

Thursday, November 2, 2023

Ten at Pit (Thu) 8:15p (ET) Prime Video

Sunday, November 5, 2023

Mia vs KC (Frankfurt) 3:30p (CET) NFLN

Min at Atl 1:00p (ET) FOX

Sea at Bal 1:00p (ET) CBS

Ari at Cle 1:00p (ET) CBS

LAR at GB 12:00p (CT) FOX

TB at Hou 12:00p (CT) CBS

Was at NE 1:00p (ET) FOX

Chi at NO 12:00p (CT) CBS

Ind at Car 4:05p (ET) CBS

NYG at LV 1:25p (PT) FOX

Dal at Phi 4:25p (ET) FOX

Buf at Cin 8:20p (ET) NBC*

Monday, November 6, 2023

LAC at NYJ (Mon) 8:15p (ET) ESPN

WEEK 10

Thursday, November 9, 2023

Car at Chi (Thu) 7:15p (CT) Prime Video

Sunday, November 12, 2023

Ind vs NE (Frankfurt) 3:30p (CET) NFLN

Cle at Bal 1:00p (ET) FOX

Hou at Cin 1:00p (ET) CBS

SF at Jax 1:00p (ET) FOX

2023 NFL SCHEDULE

NO at Min	12:00p (CT)	FOX
GB at Pit	1:00p (ET)	CBS
Ten at TB	1:00p (ET)	CBS
Atl at Ari	2:05p (MST)	CBS
Det at LAC	1:05p (PT)	CBS
NYG at Dal	3:25p (CT)	FOX
Was at Sea	1:25p (PT)	FOX
NYJ at LV	5:20p (PT)	NBC*
Monday, November 13, 2023		
Den at Buf (Mon)	8:15p (ET)	ESPN

WEEK 11

Thursday, November 16, 2023		
Cin at Bal (Thu)	8:15p (ET)	Prime Video

Sunday, November 19, 2023

Dal at Car	1:00p (ET)	FOX
Pit at Cle	1:00p (ET)	CBS
Chi at Det	1:00p (ET)	FOX
LAC at GB	12:00p (CT)	FOX
Ari at Hou	12:00p (CT)	CBS
Ten at Jax	1:00p (ET)	CBS
LV at Mia	1:00p (ET)	CBS
NYG at Was	1:00p (ET)	FOX
TB at SF	1:05p (PT)	FOX
NYJ at Buf	4:25p (ET)	CBS
Sea at LAR	1:25p (PT)	CBS
Min at Den	6:20p (MT)	NBC*

Monday, November 20, 2023

Phi at KC (Mon)	7:15p (CT)	ESPN/ABC
-----------------	------------	----------

WEEK 12

Thursday, November 23, 2023		
GB at Det	12:30p (ET)	FOX
Was at Dal	3:30p (CT)	CBS
SF at Sea	5:20p (PT)	NBC

Friday, November 24, 2023

Mia at NYJ	3:00p (ET)	Prime Video
------------	------------	-------------

Sunday, November 26, 2023

NO at Atl	1:00p (ET)	FOX
Pit at Cin	1:00p (ET)	CBS
Jax at Hou	12:00p (CT)	CBS
TB at Ind	1:00p (ET)	CBS
NE at NYG	1:00p (ET)	FOX
Car at Ten	12:00p (CT)	FOX
LAR at Ari	2:05p (MST)	FOX
Cle at Den	2:05p (MT)	FOX
KC at LV	1:25p (PT)	CBS
Buf at Phi	4:25p (ET)	CBS
Bal at LAC	5:20p (PT)	NBC*

Monday, November 27, 2023

Chi at Min (Mon)	7:15p (CT)	ESPN*
------------------	------------	-------

WEEK 13

Thursday, November 30, 2023		
Sea at Dal (Thu)	7:15p (CT)	Prime Video

Sunday, December 3, 2023

LAC at NE	1:00p (ET)	CBS
Det at NO	12:00p (CT)	FOX
Atl at NYJ	1:00p (ET)	FOX
Ari at Pit	1:00p (ET)	CBS
Car at TB	1:00p (ET)	CBS
Ind at Ten	12:00p (CT)	CBS
Mia at Was	1:00p (ET)	FOX
Den at Hou	3:05p (CT)	CBS

Cle at LAR	1:25p (PT)	FOX
SF at Phi	4:25p (ET)	FOX
KC at GB	7:20p (CT)	NBC*
Monday, December 4, 2023		
Cin at Jax (Mon)	8:15p (ET)	ESPN*

WEEK 14

Thursday, December 7, 2023		
NE at Pit (Thu)	8:15p (ET)	Prime Video

Sunday, December 10, 2023

TB at Atl	1:00p (ET)	CBS
LAR at Bal	1:00p (ET)	FOX
Det at Chi	12:00p (CT)	FOX
Ind at Cin	1:00p (ET)	CBS
Jax at Cle	1:00p (ET)	CBS
Car at NO	12:00p (CT)	FOX
Hou at NYJ	1:00p (ET)	CBS
Min at LV	1:05p (PT)	FOX
Sea at SF	1:05p (PT)	FOX
Buf at KC	3:25p (CT)	CBS
Den at LAC	1:25p (PT)	CBS
Phi at Dal	7:20p (CT)	NBC*

Monday, December 11, 2023

Ten at Mia (Mon)	8:15p (ET)	ESPN*
GB at NYG (Mon)	8:15p (ET)	ABC*

WEEK 15

Thursday, December 14, 2023

LAC at LV (Thu)	5:15p (PT)	Prime Video
-----------------	------------	-------------

Saturday, December 16, 2023

TBD	TBD	NFLN
TBD	TBD	NFLN
TBD	TBD	NFLN

Saturday Pool Date/Time/Network TBD

Atl at Car	TBD	TBD
Min at Cin	TBD	TBD
Chi at Cle	TBD	TBD
Den at Det	TBD	TBD
Pit at Ind	TBD	TBD

Sunday, December 17, 2023

TB at GB	12:00p (CT)	FOX
NYJ at Mia	1:00p (ET)	CBS
NYG at NO	12:00p (CT)	FOX
Hou at Ten	12:00p (CT)	CBS
SF at Ari	2:05p (MST)	CBS
Was at LAR	1:05p (PT)	CBS
Dal at Buf	4:25p (ET)	FOX
Phi at Sea	1:25p (PT)	FOX
Bal at Jax	8:20p (ET)	NBC*

Monday, December 18, 2023

KC at NE (Mon)	8:15p (ET)	ESPN*
----------------	------------	-------

WEEK 16

Thursday, December 21, 2023		
NO at LAR (Thu)	5:15p (PT)	Prime Video

Saturday, December 23, 2023

Cin at Pit (Sat)	4:30p (ET)	NBC
Buf at LAC (Sat)	5:00p (PT)	Peacock

Sunday, December 24, 2023

Ind at Atl	1:00p (ET)	FOX
GB at Car	1:00p (ET)	FOX
Cle at Hou	12:00p (CT)	CBS
Det at Min	12:00p (CT)	FOX
Was at NYJ	1:00p (ET)	CBS

Sea at Ten	12:00p (CT)	CBS
Jax at TB	4:05p (ET)	CBS
Ari at Chi	3:25p (CT)	FOX
Dal at Mia	4:25p (ET)	FOX
NE at Den	6:15p (MT)	NFLN

Monday, December 25, 2023

LV at KC (Mon)	12:00p (CT)	CBS
NYG at Phi (Mon)	4:30p (ET)	FOX
Bal at SF (Mon)	5:15p (PT)	ABC

WEEK 17

Thursday, December 28, 2023		
NYJ at Cle (Thu)	8:15p (ET)	Prime Video

Saturday, December 30, 2023

Det at Dal (Sat)	7:15p (CT)	ESPN/ABC
------------------	------------	----------

Sunday, December 31, 2023

Mia at Bal	1:00p (ET)	CBS
NE at Buf	1:00p (ET)	CBS
Atl at Chi	12:00p (CT)	CBS
Ten at Hou	12:00p (CT)	FOX
LV at Ind	1:00p (ET)	CBS
Car at Jax	1:00p (ET)	CBS
LAR at NYG	1:00p (ET)	FOX
Ari at Phi	1:00p (ET)	FOX
NO at TB	1:00p (ET)	FOX
SF at Was	1:00p (ET)	FOX
Pit at Sea	1:05p (PT)	FOX
LAC at Den	2:25p (MT)	CBS
Cin at KC	3:25p (CT)	CBS
GB at Min	7:20p (CT)	NBC*

WEEK 18

Saturday, January 6, 2024

Game TBD	TBD	ESPN/ABC*
Game TBD	TBD	ESPN/ABC*

Sunday, January 7, 2024

Games TBD	TBD	CBS*
Games TBD	TBD	FOX*
Games TBD	TBD	CBS*
Games TBD	TBD	FOX*
Game TBD	TBD	NBC*

Week 18 Game Pool Date/Time/Network TBD

Sea at Ari	TBD	TBD
Pit at Bal	TBD	TBD
TB at Car	TBD	TBD
Cle at Cin	TBD	TBD
Min at Det	TBD	TBD
Chi at GB	TBD	TBD
Hou at Ind	TBD	TBD
KC at LAC	TBD	TBD
Den at LV	TBD	TBD
Buf at Mia	TBD	TBD
NYJ at NE	TBD	TBD
Atl at NO	TBD	TBD
Phi at NYG	TBD	TBD
LAR at SF	TBD	TBD
Jax at Ten	TBD	TBD
Dal at Was	TBD	TBD

* - Select Prime Time games subject to change;
Week 18 games TBD

2023 NFL DIVISIONAL STANDINGS

AFC East	W	L	T	Pct	Home	Road	Conf	Div
Miami Dolphins	2	0	0	1.000	0-0-0	2-0-0	2-0-0	1-0-0
New York Jets	1	1	0	.500	1-0-0	0-1-0	1-0-0	1-0-0
Buffalo Bills	1	1	0	.500	1-0-0	0-1-0	1-1-0	0-1-0
New England Patriots	0	2	0	.000	0-2-0	0-0-0	0-1-0	0-1-0

AFC North	W	L	T	Pct	Home	Road	Conf	Div
Baltimore Ravens	2	0	0	1.000	1-0-0	1-0-0	2-0-0	1-0-0
Cleveland Browns	1	0	0	1.000	1-0-0	0-0-0	1-0-0	1-0-0
Pittsburgh Steelers	0	1	0	.000	0-1-0	0-0-0	0-0-0	0-0-0
Cincinnati Bengals	0	2	0	.000	0-1-0	0-1-0	0-2-0	0-2-0

AFC South	W	L	T	Pct	Home	Road	Conf	Div
Jacksonville Jaguars	1	1	0	.500	0-1-0	1-0-0	1-1-0	1-0-0
Indianapolis Colts	1	1	0	.500	0-1-0	1-0-0	1-1-0	1-1-0
Tennessee Titans	1	1	0	.500	1-0-0	0-1-0	1-0-0	0-0-0
Houston Texans	0	2	0	.000	0-1-0	0-1-0	0-2-0	0-1-0

AFC West	W	L	T	Pct	Home	Road	Conf	Div
Las Vegas Raiders	1	1	0	.500	0-0-0	1-1-0	1-1-0	1-0-0
Kansas City Chiefs	1	1	0	.500	0-1-0	1-0-0	1-0-0	0-0-0
Los Angeles Chargers	0	2	0	.000	0-1-0	0-1-0	0-2-0	0-0-0
Denver Broncos	0	2	0	.000	0-2-0	0-0-0	0-1-0	0-1-0

NFC East	W	L	T	Pct	Home	Road	Conf	Div
Dallas Cowboys	2	0	0	1.000	1-0-0	1-0-0	1-0-0	1-0-0
Philadelphia Eagles	2	0	0	1.000	1-0-0	1-0-0	1-0-0	0-0-0
Washington Commanders	2	0	0	1.000	1-0-0	1-0-0	1-0-0	0-0-0
New York Giants	1	1	0	.500	0-1-0	1-0-0	1-1-0	0-1-0

NFC North	W	L	T	Pct	Home	Road	Conf	Div
Green Bay Packers	1	1	0	.500	0-0-0	1-1-0	1-1-0	1-0-0
Detroit Lions	1	1	0	.500	0-1-0	1-0-0	0-1-0	0-0-0
Minnesota Vikings	0	2	0	.000	0-1-0	0-1-0	0-2-0	0-0-0
Chicago Bears	0	2	0	.000	0-1-0	0-1-0	0-2-0	0-1-0

NFC South	W	L	T	Pct	Home	Road	Conf	Div
Atlanta Falcons	2	0	0	1.000	2-0-0	0-0-0	2-0-0	1-0-0
Tampa Bay Buccaneers	2	0	0	1.000	1-0-0	1-0-0	2-0-0	0-0-0
New Orleans Saints	1	0	0	1.000	1-0-0	0-0-0	0-0-0	0-0-0
Carolina Panthers	0	1	0	.000	0-0-0	0-1-0	0-1-0	0-1-0

NFC West	W	L	T	Pct	Home	Road	Conf	Div
San Francisco 49ers	2	0	0	1.000	0-0-0	2-0-0	1-0-0	1-0-0
Los Angeles Rams	1	1	0	.500	0-1-0	1-0-0	1-1-0	1-1-0
Seattle Seahawks	1	1	0	.500	0-1-0	1-0-0	1-1-0	0-1-0
Arizona Cardinals	0	2	0	.000	0-1-0	0-1-0	0-2-0	0-0-0

x - Clinched Playoffs; y - Clinched Division; z - Clinched Home Field

TITANS OFFENSIVE AND DEFENSIVE RANKINGS BY THE WEEK AND BY THE SEASON

2023 Season		NFL OFFENSE			AFC OFFENSE		
Week	Opp.	Tot	Rush	Pass	Tot	Rush	Pass
1	at NO	14	12	17	7	5	10
2	LAC	21	11	22	11	5	13
3	at Cle						
4	Cin						
5	at Ind						
6	Bal						
7	Bye						
8	Atl						
9	at Pit						
10	at TB						
11	at Jax						
12	Car						
13	Ind						
14	at Mia						
15	Hou						
16	Sea						
17	at Hou						
18	Jax						

2023 Season		NFL DEFENSE			AFC DEFENSE		
Week	Opp.	Tot	Rush	Pass	Tot	Rush	Pass
1	at NO	23	5	26	10	3	13
2	LAC	20	3T	28	9	1	14
3	at Cle						
4	Cin						
5	at Ind						
6	Bal						
7	Bye						
8	Atl						
9	at Pit						
10	at TB						
11	at Jax						
12	Car						
13	Ind						
14	at Mia						
15	Hou						
16	Sea						
17	at Hou						
18	Jax						

Final regular season offensive rankings:

Year	Tot	Rush	Pass	AFC Tot	AFC Rush	AFC Pass
Titans in 2022	30	13	30	15	4	16
Titans in 2021	17	5	24	9	4	13
Titans in 2020	2T	2	23	2T	2	10
Titans in 2019	12	3	21	5	2	9
Titans in 2018	25	7	29	11	3	14
Titans in 2017	23	15	23	9	8	11
Titans in 2016	11	3	25	5	2	11
Titans in 2015	30	25	25T	16	10	14
Titans in 2014	29	26	22	14	14	11
Titans in 2013	22	14	21	11	7	11
Titans in 2012	26	21	22	12	10	11
Titans in 2011	17	31	12	8	16	5
Titans in 2010	27	17	25	15	10	13
Titans in 2009	12	2	23	6	2	10
Titans in 2008	21	7	27	10	3	12
Titans in 2007	21	5	27	10	3	14
Titans in 2006	27	5	30	12	3	15
Titans in 2005	17	23	9	10	12	5
Titans in 2004	11	14	10	6	10	5
Titans in 2003	8	26	5	4	14	3
Titans in 2002	17	11	20	9	7	11
Titans in 2001	8	12	8T	5	8	4
Titans in 2000	14	7	16	8	6	8
Titans in 1999	13	13	13T	6	9	5T

Final regular season defensive rankings:

Year	Tot	Rush	Pass	AFC Tot	AFC Rush	AFC Pass
Titans in 2022	23	1	32	13	1	16
Titans in 2021	12	2	25	5	2	12
Titans in 2020	28	19	29	14	9	16
Titans in 2019	21	12	24	11	7	13
Titans in 2018	8	18	6	5	8	4
Titans in 2017	13	4	25	5	1	12
Titans in 2016	20	2	30	11	1	16
Titans in 2015	12	18	7	8	12	3
Titans in 2014	27	31	15	16	15	9
Titans in 2013	14	20	11	8	8	6
Titans in 2012	27	24	26	15	11	14
Titans in 2011	18T	24	14	11	11	10
Titans in 2010	26	20	29	13	10	14
Titans in 2009	28	11T	31	14	5T	16
Titans in 2008	7	6	9	3	3	4
Titans in 2007	5	5	10	4	3	9
Titans in 2006	32	30	27	16	15	15
Titans in 2005	19	22	17	10	11	7
Titans in 2004	27	18	26	13	11	12
Titans in 2003	12	1	30	9	1	15
Titans in 2002	10	2	25	5	2	13
Titans in 2001	25	5	31	15	3	16
Titans in 2000	1	3	1	1	2	1
Titans in 1999	17	10	25	12	6	15

GAME PREVIEW

TEAM NOTES

PLAYER NOTES

MEDIA

STATISTICS

ROSTERS

TENNESSEE TITANS OFFENSIVE AND DEFENSIVE STATS, 1999-2022 (REGULAR SEASON)

OFFENSE	1999-2022 TITANS - OFFENSE																							
	2022	2021	2020	2019	2018	2017	2016	2015	2014	2013	2012	2011	2010	2009	2008	2007	2006	2005	2004	2003	2002	2001	2000	1999
GAMES (Won-Lost)	7-10	12-5	11-5	9-7	9-7	9-7	3-13	2-14	7-9	6-10	9-7	6-10	8-8	13-3	10-6	8-8	4-12	5-11	12-4	11-5	7-9	13-3	13-3	
FIRST DOWNS	277	362	381	317	289	290	322	298	258	311	260	281	252	288	268	306	261	279	308	310	312	288	299	294
Rushing	104	134	142	104	106	97	115	66	75	103	70	71	73	115	108	118	105	72	85	84	112	87	107	109
Passing	153	194	203	177	156	157	175	195	159	172	166	185	155	154	143	171	133	191	200	211	182	179	167	167
Penalty	20	34	36	36	27	36	32	37	24	36	24	25	24	19	17	17	23	16	23	15	18	22	25	18
YDS GAINED (tot)	5,045	5,822	6,343	5,805	4,998	5,024	5,728	4,988	4,859	5,390	5,010	5,361	4,834	5,623	5,018	4,987	4,810	5,122	5,487	5,501	5,272	5,352	5,350	5,296
Avg per Game	296.8	342.5	396.4	362.8	312.4	314.0	358.0	311.8	303.7	336.9	313.1	335.1	302.1	351.4	313.6	311.7	300.6	320.1	342.9	343.8	329.5	334.5	334.4	331.0
RUSHING (net)	2,131	2,404	2,690	2,223	2,023	1,833	2,187	1,485	1,447	1,894	1,687	1,438	1,727	2,592	2,199	2,109	2,214	1,525	1,871	1,623	1,952	1,794	2,085	1,811
Avg per Game	125.4	141.4	168.1	138.9	126.4	114.6	136.7	92.8	90.4	118.4	105.4	89.9	107.9	162.0	137.4	131.8	138.4	95.3	116.9	101.4	122.0	112.1	130.3	113.2
Rushes	487	551	521	445	454	443	476	371	356	462	378	376	406	499	508	543	469	397	420	486	511	468	546	459
Yards per Rush	4.4	4.4	5.2	5.0	4.5	4.1	4.6	4.0	4.1	4.1	4.5	3.8	4.3	5.2	4.3	3.9	4.7	3.8	4.5	3.3	3.8	3.8	3.8	3.9
PASSING (net)	2,914	3,418	3,653	3,582	2,975	3,191	3,541	3,503	3,412	3,496	3,323	3,923	3,107	3,031	2,819	2,878	2,596	3,597	3,616	3,878	3,320	3,558	3,265	3,485
Avg per Game	171.4	201.1	228.3	223.9	185.9	199.4	221.3	218.9	213.3	218.5	207.7	245.2	194.2	189.4	176.2	179.9	162.3	224.8	226.0	242.4	207.5	222.4	204.1	217.8
Passes Att.	456	535	485	448	437	496	504	551	513	533	540	584	474	476	453	464	447	594	589	502	500	515	462	527
Completed	285	359	316	297	293	306	307	342	299	328	318	353	273	271	265	288	226	358	356	315	306	307	286	304
Pct Completed	62.5	67.1	65.2	66.3	67.0	61.7	60.9	62.1	58.3	61.5	58.9	60.4	57.6	56.9	58.5	62.1	50.6	60.3	60.4	62.7	61.2	59.6	61.9	57.7
Yards Gained	3,227	3,745	3,826	3,956	3,255	3,394	3,720	3,893	3,738	3,710	3,577	4,113	3,278	3,104	2,902	3,077	2,748	3,797	3,933	4,031	3,441	3,867	3,430	3,622
Sacked	49	47	25	56	47	35	28	54	50	37	39	24	27	15	12	30	29	31	44	25	21	43	28	25
Yards Lost	313	327	173	374	280	203	179	390	326	214	254	190	171	73	83	199	152	200	317	153	121	309	165	137
Had intercepted	11	14	7	8	12	17	11	17	16	16	16	14	15	15	9	17	19	14	19	9	15	17	16	13
Yards Opp Ret	179	252	81	204	219	262	203	263	214	132	260	167	120	121	88	116	250	293	306	264	179	163	236	227
Opp TDs on Int	1	0	0	0	1	2	3	3	1	1	4	3	1	0	0	0	2	4	2	3	2	2	3	2
PUNTS	90	58	50	78	75	75	77	88	89	79	83	86	77	69	87	73	88	78	79	71	66	85	76	90
Avg Yards	53.1	44.3	45.1	47.1	46.4	49.7	44.2	47.4	46.3	42.9	46.4	43.6	42.9	43.4	42.8	41.9	42.7	43.2	42.9	43.9	41.3	42.0	40.8	42.5
PUNT RETURNS	36	30	23	22	27	36	30	38	30	31	31	47	27	33	34	42	37	45	40	37	28	36	53	40
Avg Return	8.4	9.8	9.0	7.7	8.8	8.5	7.9	8.1	6.9	7.7	15.3	10.4	12.2	6.7	9.7	8.7	12.6	9.3	4.3	11.6	7.8	7.8	12.7	9.0
Returned for TD	0	0	0	0	0	0	0	0	0	0	3	1	1	0	0	0	3	1	0	1	0	0	1	1
KICKOFF RETURNS	37	40	38	30	23	28	33	33	48	44	63	32	64	69	52	52	79	70	79	68	50	71	47	56
Avg Return	21.4	19.5	20.2	21.3	32.0	22.1	19.1	20.6	23.4	24.9	23.6	26.0	24.3	20.5	25.4	21.1	23.2	24.2	19.7	19.1	19.6	19.9	26.1	18.6
Returned for TD	0	0	1	0	1	0	0	0	0	0	1	1	1	0	0	0	0	0	0	0	0	1	0	0
PENALTIES	111	103	86	99	82	85	110	93	111	101	106	104	128	98	108	101	94	125	110	110	112	119	107	114
Yards Penalized	956	973	783	932	727	785	1,012	779	961	900	847	960	1,040	821	855	773	803	1,002	923	887	891	1,025	870	1,069
FUMBLES BY	23	25	15	21	18	10	17	25	23	27	21	17	22	27	18	32	29	27	33	24	20	18	24	17
Fumbles Lost	12	11	5	9	6	8	7	16	10	9	12	8	14	16	8	17	7	12	12	12	10	11	14	9
Opp Fumbles	19	21	21	16	14	23	12	16	7	24	15	20	25	20	28	26	19	20	22	21	22	21	39	39
Opp Fum Lost	6	6	8	9	6	9	6	8	4	12	5	12	8	7	11	12	11	11	12	13	11	11	13	24
POSS. TIME (avg)	29:16	32:40	28:28	28:31	29:28	29:51	30:32	29:25	27:31	30:00	27:18	27:52	25:54	28:27	29:09	31:38	27:17	31:13	31:40	32:52	32:47	31:29	33:48	31:30
TOUCHDOWNS	34	49	62	54	34	33	46	37	28	41	36	34	40	39	41	28	36	33	41	48	42	39	38	46
Rushing	16	23	26	21	15	18	16	10	6	16	10	8	13	19	24	17	15	8	12	11	16	12	14	19
Passing	16	22	33	29	16	14	29	25	20	22	17	22	24	16	13	9	13	20	27	30	22	23	18	23
Returns	2	4	3	4	3	1	1	2	2	3	9	4	3	4	4	2	8	5	2	7	4	4	6	4
EXTRA-PT KICKS	32/33	42/47	51/53	50/52	28/31	31/33	39/41	29/31	27/27	41/41	35/35	34/34	38/38	37/37	40/40	28/28	32/32	30/32	39/39	43/44	36/36	34/35	37/38	43/43
2-PT CONVERSIONS	1/1	2/2	4/7	1/2	0/1	0/0	0/5	3/5	0/1	0/0	1/1	0/0	1/2	1/2	1/1	0/0	3/3	0/1	1/2	3/4	2/6	3/4	0/0	1/3
FIELD GOALS/FGA	20/24	26/32	20/28	8/18	26/30	35/42	22/24	14/16	19/22	25/29	25/31	29/32	24/26	27/32	29/33	35/39	22/28	23/29	19/27	32/37	25/31	20/28	27/33	21/25
POINTS SCORED	298	419	491	402	310	334	381	299	254	362	330	325	356	354	375	301	324	299	344	435	367	336	346	392
TURNOVER DIFF.	-3	-3	+11	+6	-1	-4	0	-14	-10	0	-4	+1	-4	-4	+14	0	+2	-6	-1	+13	+4	-4	0	+19

DEFENSE	1999-2022 TITANS - DEFENSE																							
	2022	2021	2020	2019	2018	2017	2016	2015	2014	2013	2012	2011	2010	2009	2008	2007	2006	2005	2004	2003	2002	2001	2000	1999
POINTS ALLOWED	359	354	439	331	303	356	378	423	438	381	471	317	339	402	234	297	400	421	439	324	324	388	191	324
OPP FIRST DOWNS	339	331	391	335	298	323	324	317	357	329	358	324	356	323	276	268	329	294	318	275	297	300	215	300
Rushing	93	90	113	95	98	68	70	101	119	108	122	111	107	89	81	80	121	89	99	79	75	79	62	81
Passing	215	204	247	213	182	231	227	192	211	191	210	187	214	210	166	165	181	180	189	167	197	192	134	193
Penalty	31	37	31	27	18	24	27	24	27	30	26	26	35	24	29	23	27	25	30	29	25	29	19	26
OPP YARDS GAINED	5,978	5,607	6,372	5,752	5,334	5,248	5,720	5,475	5,968	5,407	5,999	5,682	5,883	5,850	4,698	4,665	5,915	5,110	5,724	4,901	4,964	5,515	3,814	5,245
Avg per Game	351.6	329.8	398.3	359.5	333.4	328.0	357.5	342.2	373.0	337.9	374.9	355.1	367.7	365.6	293.6	291.6	369.7	319.4	357.8	306.3	310.3	344.7	238.4	327.8
OPP RUSHING (net)	1,307	1,438	1,933	1,672	1,863	1,420	1,413	1,797	2,195	1,795	2,035	2,053	1,851	1,711	1,502	1,478	2,313	1,894	1,917	1,295	1,424	1,431	1,390	1,550
Avg per Game	76.9	84.6	120.8	104.5	116.4	88.8	88.3	112.3	137															

2023 TENNESSEE TITANS REGULAR SEASON STATISTICS

Won 1, Lost 1

Date	W-L	Score	OT	Opponent	Attendance
09/10	L	15-16		at New Orleans	70,024
09/17	W	27-24	OT	L.A. Chargers	67,438
09/24				at Cleveland	
10/01				Cincinnati	
10/08				at Indianapolis	
10/15				Baltimore	
10/29				Atlanta	
11/02				at Pittsburgh	
11/12				at Tampa Bay	
11/19				at Jacksonville	
11/26				Carolina	
12/03				Indianapolis	
12/11				at Miami	
12/17				Houston	
12/24				Seattle	
12/31				at Houston	
01/07				Jacksonville	

Statistic	Tenn.	Opp.
Total First Downs	38	34
Rushing	15	6
Passing	17	26
Penalty	6	2
3rd Down: Made/Att	8/25	9/30
3rd Down Pct.	32.0	30.0
4th Down: Made/Att	0/1	3/3
4th Down Pct.	0.0	100.0
Possession Avg.	32:43	27:17
Total Net Yards	626	693
Avg. Per Game	313.0	346.5
Total Plays	122	129
Avg. Per Play	5.1	5.4
Net Yards Rushing	245	130
Avg. Per Game	122.5	65.0
Total Rushes	56	48
Net Yards Passing	381	563
Avg. Per Game	190.5	281.5
Sacked/Yards Lost	8/63	7/47
Gross Yards	444	610
Att./Completions	58/36	74/50
Completion Pct.	62.1	67.6
Had Intercepted	3	1
Punts/Average	8/51.6	11/43.2
Net Punting Avg.	8/40.5	11/38.8
Penalties/Yards	13/90	11/88
Fumbles/Ball Lost	0/0	2/1
Touchdowns	3	3
Rushing	2	0
Passing	1	3
Returns	0	0

Score By Periods	Q1	Q2	Q3	Q4	OT	PTS
Team	6	13	7	13	3	42
Opponents	6	14	10	10	0	40

Scoring	TD	Rush	Rec	Ret	K-PAT	FG	S	PTS
Folk	0	0	0	0	3/3	7/7	0	24
Henry	1	1	0	0			0	6
Tannehill	1	1	0	0			0	6
Westbrook-Ikhine	1	0	1	0			0	6
Team	3	2	1	0	3/3	7/7	0	42
Opponents	3	0	3	0	2/2	6/6	0	40

2-Pt Conv: TM 0-0, OPP 1-1

Sacks: Autry 2.5, Simmons 2, Key 1.5, Landry 1, **TM 7, OPP 8**
FUM/Lost:

Passing	Att	Cmp	Yds	Cmp%	Yds/Att	TD	TD%	Int	Int%	Long	Sack/Lost	Rating
Tannehill	58	36	444	62.1	7.66	1	1.7	3	5.2	70	8/63	69.9
Team	58	36	444	62.1	7.66	1	1.7	3	5.2	70	8/63	69.9
Opponents	74	50	610	67.6	8.24	3	4.1	1	1.4	45	7/47	100.6

Rushing	No.	Yds	Avg	Long	TD
Henry	40	143	3.6	23	1
Spears	11	76	6.9	17	0
Tannehill	4	17	4.3	12t	1
Burks	1	9	9.0	9	0
Team	56	245	4.4	23	2
Opponents	48	130	2.7	15	0

Receiving	No.	Yds	Avg	Long	TD
Hopkins	11	105	9.5	16	0
Westbrook-Ikhine	7	83	11.9	24	1
Burks	5	94	18.8	70	0
Henry	5	71	14.2	46	0
Okonkwo	4	35	8.8	20	0
Spears	3	7	2.3	4	0
C. Moore	1	49	49.0	49	0
Team	36	444	12.3	70	1
Opponents	50	610	12.2	45	3

Interceptions	No.	Yds	Avg	Long	TD
Hooker	1	10	10.0	10	0
Team	1	10	10.0	10	0
Opponents	3	5	1.7	5	0

Punting	No.	Yds	Avg	Net	TB	In	Lg	B
Stonehouse	8	413	51.6	40.5	1	1	63	0
Team	8	413	51.6	40.5	1	1	63	0
Opponents	11	475	43.2	38.8	0	5	52	0

Punt Returns	Ret	FC	Yds	Avg	Long	TD
K. Jackson	6	3	48	8.0	14	0
Team	6	3	48	8.0	14	0
Opponents	6	0	69	11.5	20	0

Kickoff Returns	No.	Yds	Avg	Long	TD
Opponents	6	134	22.3	27	0

Field Goals	1-19	20-29	30-39	40-49	50+
Folk	0/0	2/2	2/2	2/2	1/1
Team	0/0	2/2	2/2	2/2	1/1
Opponents	0/0	2/2	3/3	0/0	1/1

Folk: (50G,27G,31G,45G,29G)(33G,41G)
 OPP: (26G,33G,52G)(27G,30G,33G)

GAME PREVIEW

TEAM NOTES

PLAYER NOTES

MEDIA

STATISTICS

ROSTERS

2023 TENNESSEE TITANS REGULAR SEASON DEFENSIVE STATISTICS

PLAYER	TACKLES			SACKS		QBP	TFL	INTERCEPTIONS				FUMBLES				
	Tot	Solo	Asst	Sk	Yds			No	Yds	Lg	TD	PD	FF	FR	Yds	
Byard, Kevin	20	12	8	0.0	0.0	0	0	0	0	0	0	0	0	0	0	0
Al-Shaair, Azeez	14	7	7	0.0	0.0	0	0	0	0	0	0	0	0	0	0	0
Molden, Elijah	12	9	3	0.0	0.0	0	0	0	0	0	0	1	0	0	0	0
Gibbens, Jack	11	8	3	0.0	0.0	0	1	0	0	0	0	0	0	0	0	0
Murphy-Bunting, Sean	11	6	5	0.0	0.0	0	0	0	0	0	0	3	1	0	0	0
Simmons, Jeffery	10	5	5	2.0	12.0	7	3	0	0	0	0	0	0	0	0	0
Autry, Denico	8	7	1	2.5	17.5	10	2	0	0	0	0	0	0	0	0	0
Avery, Tre	8	7	1	0.0	0.0	0	1	0	0	0	0	1	0	0	0	0
Tart, Tear	7	5	2	0.0	0.0	1	2	0	0	0	0	0	0	0	0	0
McCreary, Roger	6	4	2	0.0	0.0	0	1	0	0	0	0	0	0	0	0	0
Hooker, Amani	4	2	2	0.0	0.0	0	1	1	10	10	0	2	0	0	0	0
Key, Arden	4	1	3	1.5	9.5	15	1	0	0	0	0	1	0	0	0	0
Landry III, Harold	4	2	2	1.0	8.0	7	1	0	0	0	0	0	0	0	0	0
Fulton, Kristian	2	2	0	0.0	0.0	0	0	0	0	0	0	0	0	0	0	0
Jones, Naquan	2	0	2	0.0	0.0	1	0	0	0	0	0	0	0	0	0	0
Vildor, Kindle	1	1	0	0.0	0.0	0	0	0	0	0	0	0	0	0	0	0
Weaver, Rashad	1	0	1	0.0	0.0	1	0	0	0	0	0	0	0	0	0	0
Gipson, Trevis	0	0	0	0.0	0.0	1	0	0	0	0	0	0	0	0	0	0
Total	125	78	47	7.0	47.0	43	13	1	10	10	0	8	1	0	0	0

TITANS SPECIAL TEAMS STATISTICS

PLAYER	TACKLES			FUMBLES		BLOCKS			PUNT
	Tot	Solo	Asst	FF	FR	PAT	FG		
Kendall, Anthony	3	2	1	0	0	0	0	0	
Rice, Monty	3	2	1	0	0	0	0	0	
Chestnut, Julius	2	1	1	0	0	0	0	0	
Gibbens, Jack	1	0	1	0	0	0	0	0	
Hooker, Amani	1	1	0	1	1	0	0	0	
Reese IV, Otis	1	0	1	0	0	0	0	0	
Molden, Elijah	1	1	0	0	0	0	0	0	
Weaver, Rashad	1	1	0	0	0	0	0	0	
Gifford, Luke	1	0	1	0	0	0	0	0	
TEAM TOTALS:	14	8	6	1	1	0	0	0	

MISCELLANEOUS STATISTICS

PLAYER	TACKLES			FUMBLES	
	Tot	Solo	Asst	FF	FR
Hopkins, DeAndre	2	2	0	0	0
Moore, Chris	1	1	0	0	0
TEAM TOTALS:	3	3	0	0	0

Legend:

- Tot Total Tackles
- Solo Unassisted Tackles
- Asst Assisted Tackles
- Sk Quarterback Sacks
- Yds Yards Lost on Sack
- QBP Quarterback Pressure
- TFL Tackle for Loss
- Int Interceptions
- Yds Interception Return Yards
- TD Interceptions Return Touchdowns
- PD Passes Defensed
- FF Forced Fumble
- FR Fumble Recoveries
- Yds Yards on Fumble Returns

2023 CLEVELAND BROWNS REGULAR SEASON STATISTICS



<p>WON 1, LOST 0</p> <p>09/10 W 24- 3 Cincinnati 67,919</p> <p>09/18 at Pittsburgh</p> <p>09/24 Tennessee</p> <p>10/01 Baltimore</p> <p>10/15 San Francisco</p> <p>10/22 at Indianapolis</p> <p>10/29 at Seattle</p> <p>11/05 Arizona</p> <p>11/12 at Baltimore</p> <p>11/19 Pittsburgh</p> <p>11/26 at Denver</p> <p>12/03 at L.A. Rams</p> <p>12/10 Jacksonville</p> <p>12/17 Chicago</p> <p>12/24 at Houston</p> <p>12/28 N.Y. Jets</p> <p>01/07 at Cincinnati</p> <table border="0" style="width: 100%;"> <tr> <td style="width: 30%;"></td> <td style="width: 15%; text-align: center;"><u>Clev.</u></td> <td style="width: 15%; text-align: center;"><u>Opp.</u></td> <td style="width: 15%;"></td> <td style="width: 15%;"></td> </tr> <tr> <td>TOTAL FIRST DOWNS</td> <td style="text-align: center;">21</td> <td style="text-align: center;">6</td> <td></td> <td></td> </tr> <tr> <td> Rushing</td> <td style="text-align: center;">12</td> <td style="text-align: center;">2</td> <td></td> <td></td> </tr> <tr> <td> Passing</td> <td style="text-align: center;">9</td> <td style="text-align: center;">3</td> <td></td> <td></td> </tr> <tr> <td> Penalty</td> <td style="text-align: center;">0</td> <td style="text-align: center;">1</td> <td></td> <td></td> </tr> <tr> <td>3rd Down: Made/Att</td> <td style="text-align: center;">4/14</td> <td style="text-align: center;">2/15</td> <td></td> <td></td> </tr> <tr> <td>3rd Down Pct.</td> <td style="text-align: center;">28.6</td> <td style="text-align: center;">13.3</td> <td></td> <td></td> </tr> <tr> <td>4th Down: Made/Att</td> <td style="text-align: center;">0/0</td> <td style="text-align: center;">0/1</td> <td></td> <td></td> </tr> <tr> <td>4th Down Pct.</td> <td style="text-align: center;">0.0</td> <td style="text-align: center;">0.0</td> <td></td> <td></td> </tr> <tr> <td>POSSESSION AVG.</td> <td style="text-align: center;">35:50</td> <td style="text-align: center;">24:10</td> <td></td> <td></td> </tr> <tr> <td>TOTAL NET YARDS</td> <td style="text-align: center;">350</td> <td style="text-align: center;">142</td> <td></td> <td></td> </tr> <tr> <td> Avg. Per Game</td> <td style="text-align: center;">350.0</td> <td style="text-align: center;">142.0</td> <td></td> <td></td> </tr> <tr> <td> Total Plays</td> <td style="text-align: center;">72</td> <td style="text-align: center;">54</td> <td></td> <td></td> </tr> <tr> <td> Avg. Per Play</td> <td style="text-align: center;">4.9</td> <td style="text-align: center;">2.6</td> <td></td> <td></td> </tr> <tr> <td>NET YARDS RUSHING</td> <td style="text-align: center;">206</td> <td style="text-align: center;">75</td> <td></td> <td></td> </tr> <tr> <td> Avg. Per Game</td> <td style="text-align: center;">206.0</td> <td style="text-align: center;">75.0</td> <td></td> <td></td> </tr> <tr> <td> Total Rushes</td> <td style="text-align: center;">40</td> <td style="text-align: center;">20</td> <td></td> <td></td> </tr> <tr> <td>NET YARDS PASSING</td> <td style="text-align: center;">144</td> <td style="text-align: center;">67</td> <td></td> <td></td> </tr> <tr> <td> Avg. Per Game</td> <td style="text-align: center;">144.0</td> <td style="text-align: center;">67.0</td> <td></td> <td></td> </tr> <tr> <td> Sacked/Yards Lost</td> <td style="text-align: center;">3/10</td> <td style="text-align: center;">2/15</td> <td></td> <td></td> </tr> <tr> <td> Gross Yards</td> <td style="text-align: center;">154</td> <td style="text-align: center;">82</td> <td></td> <td></td> </tr> <tr> <td> Att./Completions</td> <td style="text-align: center;">29/16</td> <td style="text-align: center;">32/14</td> <td></td> <td></td> </tr> <tr> <td> Completion Pct.</td> <td style="text-align: center;">55.2</td> <td style="text-align: center;">43.8</td> <td></td> <td></td> </tr> <tr> <td> Had Intercepted</td> <td style="text-align: center;">1</td> <td style="text-align: center;">0</td> <td></td> <td></td> </tr> <tr> <td>PUNTS/AVERAGE</td> <td style="text-align: center;">7/47.3</td> <td style="text-align: center;">10/40.9</td> <td></td> <td></td> </tr> <tr> <td>NET PUNTING AVG.</td> <td style="text-align: center;">7/43.9</td> <td style="text-align: center;">10/37.4</td> <td></td> <td></td> </tr> <tr> <td>PENALTIES/YARDS</td> <td style="text-align: center;">5/43</td> <td style="text-align: center;">4/20</td> <td></td> <td></td> </tr> <tr> <td>FUMBLES/BALL LOST</td> <td style="text-align: center;">2/1</td> <td style="text-align: center;">0/0</td> <td></td> <td></td> </tr> <tr> <td>TOUCHDOWNS</td> <td style="text-align: center;">2</td> <td style="text-align: center;">0</td> <td></td> <td></td> </tr> <tr> <td> Rushing</td> <td style="text-align: center;">1</td> <td style="text-align: center;">0</td> <td></td> <td></td> </tr> <tr> <td> Passing</td> <td style="text-align: center;">1</td> <td style="text-align: center;">0</td> <td></td> <td></td> </tr> <tr> <td> Returns</td> <td style="text-align: center;">0</td> <td style="text-align: center;">0</td> <td></td> <td></td> </tr> <tr> <td>* SCORE BY PERIODS</td> <td style="text-align: center;"><u>Q1</u></td> <td style="text-align: center;"><u>Q2</u></td> <td style="text-align: center;"><u>Q3</u></td> <td style="text-align: center;"><u>Q4</u></td> <td style="text-align: center;"><u>OT</u></td> <td style="text-align: center;"><u>PTS</u></td> </tr> <tr> <td>TEAM</td> <td style="text-align: center;">0</td> <td style="text-align: center;">10</td> <td style="text-align: center;">3</td> <td style="text-align: center;">11</td> <td style="text-align: center;">0</td> <td style="text-align: center;">24</td> </tr> <tr> <td>OPPONENTS</td> <td style="text-align: center;">0</td> <td style="text-align: center;">0</td> <td style="text-align: center;">3</td> <td style="text-align: center;">0</td> <td style="text-align: center;">0</td> <td style="text-align: center;">3</td> </tr> <tr> <td>* SCORING</td> <td style="text-align: center;"><u>TD</u></td> <td style="text-align: center;"><u>Ru</u></td> <td style="text-align: center;"><u>Pa</u></td> <td style="text-align: center;"><u>Rt</u></td> <td style="text-align: center;"><u>K-PAT</u></td> <td style="text-align: center;"><u>FG</u></td> <td style="text-align: center;"><u>S</u></td> <td style="text-align: center;"><u>PTS</u></td> </tr> <tr> <td>Hopkins</td> <td style="text-align: center;">0</td> <td style="text-align: center;">0</td> <td style="text-align: center;">0</td> <td style="text-align: center;">0</td> <td style="text-align: center;">1/ 1</td> <td style="text-align: center;">3/ 3</td> <td style="text-align: center;">0</td> <td style="text-align: center;">10</td> </tr> <tr> <td>Watson</td> <td style="text-align: center;">1</td> <td style="text-align: center;">1</td> <td style="text-align: center;">0</td> <td style="text-align: center;">0</td> <td></td> <td></td> <td style="text-align: center;">0</td> <td style="text-align: center;">8</td> </tr> <tr> <td>Bryant</td> <td style="text-align: center;">1</td> <td style="text-align: center;">0</td> <td style="text-align: center;">1</td> <td style="text-align: center;">0</td> <td></td> <td></td> <td style="text-align: center;">0</td> <td style="text-align: center;">6</td> </tr> <tr> <td>TEAM</td> <td style="text-align: center;">2</td> <td style="text-align: center;">1</td> <td style="text-align: center;">1</td> <td style="text-align: center;">0</td> <td style="text-align: center;">1/ 1</td> <td style="text-align: center;">3/ 3</td> <td style="text-align: center;">0</td> <td style="text-align: center;">24</td> </tr> <tr> <td>OPPONENTS</td> <td style="text-align: center;">0</td> <td style="text-align: center;">0</td> <td style="text-align: center;">0</td> <td style="text-align: center;">0</td> <td style="text-align: center;">0/ 0</td> <td style="text-align: center;">1/ 2</td> <td style="text-align: center;">0</td> <td style="text-align: center;">3</td> </tr> <tr> <td colspan="9">2-Pt Conv: Watson, TM 1-1, OPP 0-0</td> </tr> <tr> <td colspan="9">SACKS: Garrett 1, Okoronkwo 1, TM 2, OPP 3</td> </tr> <tr> <td colspan="9">FUM/LOST: J. Ford 1/1, Watson 1/0</td> </tr> </table> <table border="0" style="width: 100%;"> <tr> <td style="width: 45%;"></td> <td style="width: 15%; text-align: center;"><u>Att</u></td> <td style="width: 15%; text-align: center;"><u>Cmp</u></td> <td style="width: 15%; text-align: center;"><u>Yds</u></td> <td style="width: 15%; text-align: center;"><u>Cmp%</u></td> <td style="width: 15%; text-align: center;"><u>Yds/Att</u></td> <td style="width: 15%; text-align: center;"><u>TD</u></td> <td style="width: 15%; text-align: center;"><u>TD%</u></td> <td style="width: 15%; text-align: center;"><u>Int</u></td> <td style="width: 15%; text-align: center;"><u>Int%</u></td> <td style="width: 15%; text-align: center;"><u>Long</u></td> <td style="width: 15%; text-align: center;"><u>Sack/Lost</u></td> <td style="width: 15%; text-align: center;"><u>Rating</u></td> </tr> <tr> <td>Watson</td> <td style="text-align: center;">29</td> <td style="text-align: center;">16</td> <td style="text-align: center;">154</td> <td style="text-align: center;">55.2</td> <td style="text-align: center;">5.31</td> <td style="text-align: center;">1</td> <td style="text-align: center;">3.4</td> <td style="text-align: center;">1</td> <td style="text-align: center;">3.4</td> <td style="text-align: center;">33</td> <td style="text-align: center;">3/ 10</td> <td style="text-align: center;">67.3</td> </tr> <tr> <td>TEAM</td> <td style="text-align: center;">29</td> <td style="text-align: center;">16</td> <td style="text-align: center;">154</td> <td style="text-align: center;">55.2</td> <td style="text-align: center;">5.31</td> <td style="text-align: center;">1</td> <td style="text-align: center;">3.4</td> <td style="text-align: center;">1</td> <td style="text-align: center;">3.4</td> <td style="text-align: center;">33</td> <td style="text-align: center;">3/ 10</td> <td style="text-align: center;">67.3</td> </tr> <tr> <td>OPPONENTS</td> <td style="text-align: center;">32</td> <td style="text-align: center;">14</td> <td style="text-align: center;">82</td> <td style="text-align: center;">43.8</td> <td style="text-align: center;">2.56</td> <td style="text-align: center;">0</td> <td style="text-align: center;">0.0</td> <td style="text-align: center;">0</td> <td style="text-align: center;">0.0</td> <td style="text-align: center;">12</td> <td style="text-align: center;">2/ 15</td> <td style="text-align: center;">51.0</td> </tr> </table>		<u>Clev.</u>	<u>Opp.</u>			TOTAL FIRST DOWNS	21	6			Rushing	12	2			Passing	9	3			Penalty	0	1			3rd Down: Made/Att	4/14	2/15			3rd Down Pct.	28.6	13.3			4th Down: Made/Att	0/0	0/1			4th Down Pct.	0.0	0.0			POSSESSION AVG.	35:50	24:10			TOTAL NET YARDS	350	142			Avg. Per Game	350.0	142.0			Total Plays	72	54			Avg. Per Play	4.9	2.6			NET YARDS RUSHING	206	75			Avg. Per Game	206.0	75.0			Total Rushes	40	20			NET YARDS PASSING	144	67			Avg. Per Game	144.0	67.0			Sacked/Yards Lost	3/10	2/15			Gross Yards	154	82			Att./Completions	29/16	32/14			Completion Pct.	55.2	43.8			Had Intercepted	1	0			PUNTS/AVERAGE	7/47.3	10/40.9			NET PUNTING AVG.	7/43.9	10/37.4			PENALTIES/YARDS	5/43	4/20			FUMBLES/BALL LOST	2/1	0/0			TOUCHDOWNS	2	0			Rushing	1	0			Passing	1	0			Returns	0	0			* SCORE BY PERIODS	<u>Q1</u>	<u>Q2</u>	<u>Q3</u>	<u>Q4</u>	<u>OT</u>	<u>PTS</u>	TEAM	0	10	3	11	0	24	OPPONENTS	0	0	3	0	0	3	* SCORING	<u>TD</u>	<u>Ru</u>	<u>Pa</u>	<u>Rt</u>	<u>K-PAT</u>	<u>FG</u>	<u>S</u>	<u>PTS</u>	Hopkins	0	0	0	0	1/ 1	3/ 3	0	10	Watson	1	1	0	0			0	8	Bryant	1	0	1	0			0	6	TEAM	2	1	1	0	1/ 1	3/ 3	0	24	OPPONENTS	0	0	0	0	0/ 0	1/ 2	0	3	2-Pt Conv: Watson, TM 1-1, OPP 0-0									SACKS: Garrett 1, Okoronkwo 1, TM 2, OPP 3									FUM/LOST: J. Ford 1/1, Watson 1/0										<u>Att</u>	<u>Cmp</u>	<u>Yds</u>	<u>Cmp%</u>	<u>Yds/Att</u>	<u>TD</u>	<u>TD%</u>	<u>Int</u>	<u>Int%</u>	<u>Long</u>	<u>Sack/Lost</u>	<u>Rating</u>	Watson	29	16	154	55.2	5.31	1	3.4	1	3.4	33	3/ 10	67.3	TEAM	29	16	154	55.2	5.31	1	3.4	1	3.4	33	3/ 10	67.3	OPPONENTS	32	14	82	43.8	2.56	0	0.0	0	0.0	12	2/ 15	51.0	<table border="0" style="width: 100%;"> <tr> <td style="width: 45%;"></td> <td style="width: 15%; text-align: center;"><u>No.</u></td> <td style="width: 15%; text-align: center;"><u>Yds</u></td> <td style="width: 15%; text-align: center;"><u>Avg</u></td> <td style="width: 15%; text-align: center;"><u>Long</u></td> <td style="width: 15%; text-align: center;"><u>TD</u></td> </tr> <tr> <td>* RUSHING</td> <td></td> <td></td> <td></td> <td></td> <td></td> </tr> <tr> <td>Chubb</td> <td style="text-align: center;">18</td> <td style="text-align: center;">106</td> <td style="text-align: center;">5.9</td> <td style="text-align: center;">17</td> <td style="text-align: center;">0</td> </tr> <tr> <td>Watson</td> <td style="text-align: center;">5</td> <td style="text-align: center;">45</td> <td style="text-align: center;">9.0</td> <td style="text-align: center;">13t</td> <td style="text-align: center;">1</td> </tr> <tr> <td>J. Ford</td> <td style="text-align: center;">15</td> <td style="text-align: center;">36</td> <td style="text-align: center;">2.4</td> <td style="text-align: center;">17</td> <td style="text-align: center;">0</td> </tr> <tr> <td>Moore</td> <td style="text-align: center;">2</td> <td style="text-align: center;">19</td> <td style="text-align: center;">9.5</td> <td style="text-align: center;">19</td> <td style="text-align: center;">0</td> </tr> <tr> <td>TEAM</td> <td style="text-align: center;">40</td> <td style="text-align: center;">206</td> <td style="text-align: center;">5.2</td> <td style="text-align: center;">19</td> <td style="text-align: center;">1</td> </tr> <tr> <td>OPPONENTS</td> <td style="text-align: center;">20</td> <td style="text-align: center;">75</td> <td style="text-align: center;">3.8</td> <td style="text-align: center;">22</td> <td style="text-align: center;">0</td> </tr> <tr> <td>* RECEIVING</td> <td></td> <td></td> <td></td> <td></td> <td></td> </tr> <tr> <td>Chubb</td> <td style="text-align: center;">4</td> <td style="text-align: center;">21</td> <td style="text-align: center;">5.3</td> <td style="text-align: center;">10</td> <td style="text-align: center;">0</td> </tr> <tr> <td>Moore</td> <td style="text-align: center;">3</td> <td style="text-align: center;">43</td> <td style="text-align: center;">14.3</td> <td style="text-align: center;">33</td> <td style="text-align: center;">0</td> </tr> <tr> <td>Cooper</td> <td style="text-align: center;">3</td> <td style="text-align: center;">37</td> <td style="text-align: center;">12.3</td> <td style="text-align: center;">20</td> <td style="text-align: center;">0</td> </tr> <tr> <td>Njoku</td> <td style="text-align: center;">2</td> <td style="text-align: center;">24</td> <td style="text-align: center;">12.0</td> <td style="text-align: center;">15</td> <td style="text-align: center;">0</td> </tr> <tr> <td>Bryant</td> <td style="text-align: center;">2</td> <td style="text-align: center;">5</td> <td style="text-align: center;">2.5</td> <td style="text-align: center;">3t</td> <td style="text-align: center;">1</td> </tr> <tr> <td>Akins</td> <td style="text-align: center;">1</td> <td style="text-align: center;">12</td> <td style="text-align: center;">12.0</td> <td style="text-align: center;">12</td> <td style="text-align: center;">0</td> </tr> <tr> <td>Peoples-Jones</td> <td style="text-align: center;">1</td> <td style="text-align: center;">12</td> <td style="text-align: center;">12.0</td> <td style="text-align: center;">12</td> <td style="text-align: center;">0</td> </tr> <tr> <td>TEAM</td> <td style="text-align: center;">16</td> <td style="text-align: center;">154</td> <td style="text-align: center;">9.6</td> <td style="text-align: center;">33</td> <td style="text-align: center;">1</td> </tr> <tr> <td>OPPONENTS</td> <td style="text-align: center;">14</td> <td style="text-align: center;">82</td> <td style="text-align: center;">5.9</td> <td style="text-align: center;">12</td> <td style="text-align: center;">0</td> </tr> <tr> <td>* INTERCEPTIONS</td> <td></td> <td></td> <td></td> <td></td> <td></td> </tr> <tr> <td>TEAM</td> <td style="text-align: center;">0</td> <td style="text-align: center;">0</td> <td style="text-align: center;">---</td> <td style="text-align: center;">---</td> <td style="text-align: center;">0</td> </tr> <tr> <td>OPPONENTS</td> <td style="text-align: center;">1</td> <td style="text-align: center;">20</td> <td style="text-align: center;">20.0</td> <td style="text-align: center;">20</td> <td style="text-align: center;">0</td> </tr> <tr> <td>* PUNTING</td> <td></td> <td></td> <td></td> <td></td> <td></td> </tr> <tr> <td>Bojorquez</td> <td style="text-align: center;">7</td> <td style="text-align: center;">331</td> <td style="text-align: center;">47.3</td> <td style="text-align: center;">43.9</td> <td style="text-align: center;">0 3 66 0</td> </tr> <tr> <td>TEAM</td> <td style="text-align: center;">7</td> <td style="text-align: center;">331</td> <td style="text-align: center;">47.3</td> <td style="text-align: center;">43.9</td> <td style="text-align: center;">0 3 66 0</td> </tr> <tr> <td>OPPONENTS</td> <td style="text-align: center;">10</td> <td style="text-align: center;">409</td> <td style="text-align: center;">40.9</td> <td style="text-align: center;">37.4</td> <td style="text-align: center;">1 2 54 0</td> </tr> <tr> <td>* PUNT RETURNS</td> <td></td> <td></td> <td></td> <td></td> <td></td> </tr> <tr> <td>Peoples-Jones</td> <td style="text-align: center;">3</td> <td style="text-align: center;">4</td> <td style="text-align: center;">15</td> <td style="text-align: center;">5.0</td> <td style="text-align: center;">6 0</td> </tr> <tr> <td>TEAM</td> <td style="text-align: center;">3</td> <td style="text-align: center;">4</td> <td style="text-align: center;">15</td> <td style="text-align: center;">5.0</td> <td style="text-align: center;">6 0</td> </tr> <tr> <td>OPPONENTS</td> <td style="text-align: center;">3</td> <td style="text-align: center;">1</td> <td style="text-align: center;">24</td> <td style="text-align: center;">8.0</td> <td style="text-align: center;">15 0</td> </tr> <tr> <td>* KICKOFF RETURNS</td> <td></td> <td></td> <td></td> <td></td> <td></td> </tr> <tr> <td>OPPONENTS</td> <td style="text-align: center;">2</td> <td style="text-align: center;">45</td> <td style="text-align: center;">22.5</td> <td style="text-align: center;">27</td> <td style="text-align: center;">0</td> </tr> <tr> <td>* FIELD GOALS</td> <td></td> <td></td> <td></td> <td></td> <td></td> </tr> <tr> <td>Hopkins</td> <td style="text-align: center;">0/ 0</td> <td style="text-align: center;">0/ 0</td> <td style="text-align: center;">1/ 1</td> <td style="text-align: center;">2/ 2</td> <td style="text-align: center;">0/ 0</td> </tr> <tr> <td>TEAM</td> <td style="text-align: center;">0/ 0</td> <td style="text-align: center;">0/ 0</td> <td style="text-align: center;">1/ 1</td> <td style="text-align: center;">2/ 2</td> <td style="text-align: center;">0/ 0</td> </tr> <tr> <td>OPPONENTS</td> <td style="text-align: center;">0/ 0</td> <td style="text-align: center;">0/ 0</td> <td style="text-align: center;">0/ 0</td> <td style="text-align: center;">1/ 1</td> <td style="text-align: center;">0/ 1</td> </tr> <tr> <td colspan="6">Hopkins: (42G,34G,43G)</td> </tr> <tr> <td colspan="6">OPP: (42G,51N)</td> </tr> </table>		<u>No.</u>	<u>Yds</u>	<u>Avg</u>	<u>Long</u>	<u>TD</u>	* RUSHING						Chubb	18	106	5.9	17	0	Watson	5	45	9.0	13t	1	J. Ford	15	36	2.4	17	0	Moore	2	19	9.5	19	0	TEAM	40	206	5.2	19	1	OPPONENTS	20	75	3.8	22	0	* RECEIVING						Chubb	4	21	5.3	10	0	Moore	3	43	14.3	33	0	Cooper	3	37	12.3	20	0	Njoku	2	24	12.0	15	0	Bryant	2	5	2.5	3t	1	Akins	1	12	12.0	12	0	Peoples-Jones	1	12	12.0	12	0	TEAM	16	154	9.6	33	1	OPPONENTS	14	82	5.9	12	0	* INTERCEPTIONS						TEAM	0	0	---	---	0	OPPONENTS	1	20	20.0	20	0	* PUNTING						Bojorquez	7	331	47.3	43.9	0 3 66 0	TEAM	7	331	47.3	43.9	0 3 66 0	OPPONENTS	10	409	40.9	37.4	1 2 54 0	* PUNT RETURNS						Peoples-Jones	3	4	15	5.0	6 0	TEAM	3	4	15	5.0	6 0	OPPONENTS	3	1	24	8.0	15 0	* KICKOFF RETURNS						OPPONENTS	2	45	22.5	27	0	* FIELD GOALS						Hopkins	0/ 0	0/ 0	1/ 1	2/ 2	0/ 0	TEAM	0/ 0	0/ 0	1/ 1	2/ 2	0/ 0	OPPONENTS	0/ 0	0/ 0	0/ 0	1/ 1	0/ 1	Hopkins: (42G,34G,43G)						OPP: (42G,51N)					
	<u>Clev.</u>	<u>Opp.</u>																																																																																																																																																																																																																																																																																																																																																																																																																																																																																																																																																							
TOTAL FIRST DOWNS	21	6																																																																																																																																																																																																																																																																																																																																																																																																																																																																																																																																																							
Rushing	12	2																																																																																																																																																																																																																																																																																																																																																																																																																																																																																																																																																							
Passing	9	3																																																																																																																																																																																																																																																																																																																																																																																																																																																																																																																																																							
Penalty	0	1																																																																																																																																																																																																																																																																																																																																																																																																																																																																																																																																																							
3rd Down: Made/Att	4/14	2/15																																																																																																																																																																																																																																																																																																																																																																																																																																																																																																																																																							
3rd Down Pct.	28.6	13.3																																																																																																																																																																																																																																																																																																																																																																																																																																																																																																																																																							
4th Down: Made/Att	0/0	0/1																																																																																																																																																																																																																																																																																																																																																																																																																																																																																																																																																							
4th Down Pct.	0.0	0.0																																																																																																																																																																																																																																																																																																																																																																																																																																																																																																																																																							
POSSESSION AVG.	35:50	24:10																																																																																																																																																																																																																																																																																																																																																																																																																																																																																																																																																							
TOTAL NET YARDS	350	142																																																																																																																																																																																																																																																																																																																																																																																																																																																																																																																																																							
Avg. Per Game	350.0	142.0																																																																																																																																																																																																																																																																																																																																																																																																																																																																																																																																																							
Total Plays	72	54																																																																																																																																																																																																																																																																																																																																																																																																																																																																																																																																																							
Avg. Per Play	4.9	2.6																																																																																																																																																																																																																																																																																																																																																																																																																																																																																																																																																							
NET YARDS RUSHING	206	75																																																																																																																																																																																																																																																																																																																																																																																																																																																																																																																																																							
Avg. Per Game	206.0	75.0																																																																																																																																																																																																																																																																																																																																																																																																																																																																																																																																																							
Total Rushes	40	20																																																																																																																																																																																																																																																																																																																																																																																																																																																																																																																																																							
NET YARDS PASSING	144	67																																																																																																																																																																																																																																																																																																																																																																																																																																																																																																																																																							
Avg. Per Game	144.0	67.0																																																																																																																																																																																																																																																																																																																																																																																																																																																																																																																																																							
Sacked/Yards Lost	3/10	2/15																																																																																																																																																																																																																																																																																																																																																																																																																																																																																																																																																							
Gross Yards	154	82																																																																																																																																																																																																																																																																																																																																																																																																																																																																																																																																																							
Att./Completions	29/16	32/14																																																																																																																																																																																																																																																																																																																																																																																																																																																																																																																																																							
Completion Pct.	55.2	43.8																																																																																																																																																																																																																																																																																																																																																																																																																																																																																																																																																							
Had Intercepted	1	0																																																																																																																																																																																																																																																																																																																																																																																																																																																																																																																																																							
PUNTS/AVERAGE	7/47.3	10/40.9																																																																																																																																																																																																																																																																																																																																																																																																																																																																																																																																																							
NET PUNTING AVG.	7/43.9	10/37.4																																																																																																																																																																																																																																																																																																																																																																																																																																																																																																																																																							
PENALTIES/YARDS	5/43	4/20																																																																																																																																																																																																																																																																																																																																																																																																																																																																																																																																																							
FUMBLES/BALL LOST	2/1	0/0																																																																																																																																																																																																																																																																																																																																																																																																																																																																																																																																																							
TOUCHDOWNS	2	0																																																																																																																																																																																																																																																																																																																																																																																																																																																																																																																																																							
Rushing	1	0																																																																																																																																																																																																																																																																																																																																																																																																																																																																																																																																																							
Passing	1	0																																																																																																																																																																																																																																																																																																																																																																																																																																																																																																																																																							
Returns	0	0																																																																																																																																																																																																																																																																																																																																																																																																																																																																																																																																																							
* SCORE BY PERIODS	<u>Q1</u>	<u>Q2</u>	<u>Q3</u>	<u>Q4</u>	<u>OT</u>	<u>PTS</u>																																																																																																																																																																																																																																																																																																																																																																																																																																																																																																																																																			
TEAM	0	10	3	11	0	24																																																																																																																																																																																																																																																																																																																																																																																																																																																																																																																																																			
OPPONENTS	0	0	3	0	0	3																																																																																																																																																																																																																																																																																																																																																																																																																																																																																																																																																			
* SCORING	<u>TD</u>	<u>Ru</u>	<u>Pa</u>	<u>Rt</u>	<u>K-PAT</u>	<u>FG</u>	<u>S</u>	<u>PTS</u>																																																																																																																																																																																																																																																																																																																																																																																																																																																																																																																																																	
Hopkins	0	0	0	0	1/ 1	3/ 3	0	10																																																																																																																																																																																																																																																																																																																																																																																																																																																																																																																																																	
Watson	1	1	0	0			0	8																																																																																																																																																																																																																																																																																																																																																																																																																																																																																																																																																	
Bryant	1	0	1	0			0	6																																																																																																																																																																																																																																																																																																																																																																																																																																																																																																																																																	
TEAM	2	1	1	0	1/ 1	3/ 3	0	24																																																																																																																																																																																																																																																																																																																																																																																																																																																																																																																																																	
OPPONENTS	0	0	0	0	0/ 0	1/ 2	0	3																																																																																																																																																																																																																																																																																																																																																																																																																																																																																																																																																	
2-Pt Conv: Watson, TM 1-1, OPP 0-0																																																																																																																																																																																																																																																																																																																																																																																																																																																																																																																																																									
SACKS: Garrett 1, Okoronkwo 1, TM 2, OPP 3																																																																																																																																																																																																																																																																																																																																																																																																																																																																																																																																																									
FUM/LOST: J. Ford 1/1, Watson 1/0																																																																																																																																																																																																																																																																																																																																																																																																																																																																																																																																																									
	<u>Att</u>	<u>Cmp</u>	<u>Yds</u>	<u>Cmp%</u>	<u>Yds/Att</u>	<u>TD</u>	<u>TD%</u>	<u>Int</u>	<u>Int%</u>	<u>Long</u>	<u>Sack/Lost</u>	<u>Rating</u>																																																																																																																																																																																																																																																																																																																																																																																																																																																																																																																																													
Watson	29	16	154	55.2	5.31	1	3.4	1	3.4	33	3/ 10	67.3																																																																																																																																																																																																																																																																																																																																																																																																																																																																																																																																													
TEAM	29	16	154	55.2	5.31	1	3.4	1	3.4	33	3/ 10	67.3																																																																																																																																																																																																																																																																																																																																																																																																																																																																																																																																													
OPPONENTS	32	14	82	43.8	2.56	0	0.0	0	0.0	12	2/ 15	51.0																																																																																																																																																																																																																																																																																																																																																																																																																																																																																																																																													
	<u>No.</u>	<u>Yds</u>	<u>Avg</u>	<u>Long</u>	<u>TD</u>																																																																																																																																																																																																																																																																																																																																																																																																																																																																																																																																																				
* RUSHING																																																																																																																																																																																																																																																																																																																																																																																																																																																																																																																																																									
Chubb	18	106	5.9	17	0																																																																																																																																																																																																																																																																																																																																																																																																																																																																																																																																																				
Watson	5	45	9.0	13t	1																																																																																																																																																																																																																																																																																																																																																																																																																																																																																																																																																				
J. Ford	15	36	2.4	17	0																																																																																																																																																																																																																																																																																																																																																																																																																																																																																																																																																				
Moore	2	19	9.5	19	0																																																																																																																																																																																																																																																																																																																																																																																																																																																																																																																																																				
TEAM	40	206	5.2	19	1																																																																																																																																																																																																																																																																																																																																																																																																																																																																																																																																																				
OPPONENTS	20	75	3.8	22	0																																																																																																																																																																																																																																																																																																																																																																																																																																																																																																																																																				
* RECEIVING																																																																																																																																																																																																																																																																																																																																																																																																																																																																																																																																																									
Chubb	4	21	5.3	10	0																																																																																																																																																																																																																																																																																																																																																																																																																																																																																																																																																				
Moore	3	43	14.3	33	0																																																																																																																																																																																																																																																																																																																																																																																																																																																																																																																																																				
Cooper	3	37	12.3	20	0																																																																																																																																																																																																																																																																																																																																																																																																																																																																																																																																																				
Njoku	2	24	12.0	15	0																																																																																																																																																																																																																																																																																																																																																																																																																																																																																																																																																				
Bryant	2	5	2.5	3t	1																																																																																																																																																																																																																																																																																																																																																																																																																																																																																																																																																				
Akins	1	12	12.0	12	0																																																																																																																																																																																																																																																																																																																																																																																																																																																																																																																																																				
Peoples-Jones	1	12	12.0	12	0																																																																																																																																																																																																																																																																																																																																																																																																																																																																																																																																																				
TEAM	16	154	9.6	33	1																																																																																																																																																																																																																																																																																																																																																																																																																																																																																																																																																				
OPPONENTS	14	82	5.9	12	0																																																																																																																																																																																																																																																																																																																																																																																																																																																																																																																																																				
* INTERCEPTIONS																																																																																																																																																																																																																																																																																																																																																																																																																																																																																																																																																									
TEAM	0	0	---	---	0																																																																																																																																																																																																																																																																																																																																																																																																																																																																																																																																																				
OPPONENTS	1	20	20.0	20	0																																																																																																																																																																																																																																																																																																																																																																																																																																																																																																																																																				
* PUNTING																																																																																																																																																																																																																																																																																																																																																																																																																																																																																																																																																									
Bojorquez	7	331	47.3	43.9	0 3 66 0																																																																																																																																																																																																																																																																																																																																																																																																																																																																																																																																																				
TEAM	7	331	47.3	43.9	0 3 66 0																																																																																																																																																																																																																																																																																																																																																																																																																																																																																																																																																				
OPPONENTS	10	409	40.9	37.4	1 2 54 0																																																																																																																																																																																																																																																																																																																																																																																																																																																																																																																																																				
* PUNT RETURNS																																																																																																																																																																																																																																																																																																																																																																																																																																																																																																																																																									
Peoples-Jones	3	4	15	5.0	6 0																																																																																																																																																																																																																																																																																																																																																																																																																																																																																																																																																				
TEAM	3	4	15	5.0	6 0																																																																																																																																																																																																																																																																																																																																																																																																																																																																																																																																																				
OPPONENTS	3	1	24	8.0	15 0																																																																																																																																																																																																																																																																																																																																																																																																																																																																																																																																																				
* KICKOFF RETURNS																																																																																																																																																																																																																																																																																																																																																																																																																																																																																																																																																									
OPPONENTS	2	45	22.5	27	0																																																																																																																																																																																																																																																																																																																																																																																																																																																																																																																																																				
* FIELD GOALS																																																																																																																																																																																																																																																																																																																																																																																																																																																																																																																																																									
Hopkins	0/ 0	0/ 0	1/ 1	2/ 2	0/ 0																																																																																																																																																																																																																																																																																																																																																																																																																																																																																																																																																				
TEAM	0/ 0	0/ 0	1/ 1	2/ 2	0/ 0																																																																																																																																																																																																																																																																																																																																																																																																																																																																																																																																																				
OPPONENTS	0/ 0	0/ 0	0/ 0	1/ 1	0/ 1																																																																																																																																																																																																																																																																																																																																																																																																																																																																																																																																																				
Hopkins: (42G,34G,43G)																																																																																																																																																																																																																																																																																																																																																																																																																																																																																																																																																									
OPP: (42G,51N)																																																																																																																																																																																																																																																																																																																																																																																																																																																																																																																																																									

GAME PREVIEW

TEAM NOTES

PLAYER NOTES

MEDIA

STATISTICS

ROSTERS

REGULAR SEASON: THE LAST TIME THE TENNESSEE TITANS ...

GAMES WON

WON BY SCORING IN THE LAST TWO MINUTES OF REGULATION

By Titans—Randy Bullock 44-yard FG (0:04 remaining) vs. San Francisco, 12/23/21 (W)

By Opponents—Cameron Dicker 43-yard field goal (0:04 remaining), at Los Angeles Chargers, 12/18/22 (L)

WON OVERTIME GAME

By Titans—at Tennessee 27, L.A. Chargers 24, 9/17/23 (W)

By Opponents—at Kansas City 20, Tennessee 17, 11/6/22 (L)

WON BY 20 OR MORE POINTS

By Titans—at Tennessee 34, Miami 3, 1/2/22 (W)

By Opponents—Tennessee 10, at Philadelphia 35, 12/4/22 (L)

WON BY SHUTOUT

By Titans—at Tennessee 20, Jacksonville 0, 12/12/21 (W)

By Opponents—at Denver 16, Tennessee 0, 10/13/19 (L)

TEAM SCORING

SCORED 50 POINTS

By Titans—*Never in Titans era (since 1999)*

By Oilers—Houston 58, vs. Cleveland 14, 12/9/90 (W)

By Opponents—at Houston 57, Tennessee 14, 10/1/17 (L)

SCORED 40 POINTS

By Titans—at Houston 38, Tennessee 41, 1/3/21 (W)

By Opponents—Tennessee 7, at Buffalo 41, 9/19/22 (L)

SCORED 20 POINTS IN A QUARTER

By Titans—21 points in second quarter, at Houston, 1/9/22 (W)

By Opponents—24 points in third quarter, at Buffalo, 9/19/22 (L)

SCORED 30 POINTS IN A HALF

By Titans—35 points in first half, at Indianapolis, 11/29/20 (W)

By Opponents—38 points in first half, vs. Cleveland, 12/6/20 (L)

SCORED TOUCHDOWNS ON OFFENSE, DEFENSE AND SPECIAL TEAMS

By Titans—One rushing, two interception returns, two punt returns, vs. Jacksonville, 12/30/12 (W)

By Opponents—Four passing, one interception return, two punt returns, at Oakland, 9/29/02 (L)

SCORED A TOUCHDOWN ON FIRST OFFENSIVE POSSESSION

By Titans—Derrick Henry 3-yard run, vs. Jacksonville, 12/11/22 (L)

By Opponents—Joshua Kelley 1-yard run, at Los Angeles Chargers, 12/18/22 (L)

TEAM YARDAGE TOTALS

500 TOTAL NET YARDS

By Titans—at Seattle (532 yards), 9/19/21 (W)

By Opponents—vs. Kansas City (530 yards), 11/10/19 (W)

400 TOTAL NET YARDS

By Titans—at Green Bay (408 yards), 11/17/22 (W)

By Opponents—vs. Jacksonville (428 yards), 12/11/22 (L)

TEAM DEFENSE

HELD OPPONENT WITHOUT A TOUCHDOWN

By Titans—at Tennessee 34, Miami 3, 1/2/22 (W)

By Opponents—at New Orleans 16, Tennessee 15, 9/10/23 (L)

HELD OPPONENT TO 200 OR FEWER NET YARDS OF OFFENSE

By Titans—at Houston (161 yards), 10/30/22 (W)

By Opponents—at Buffalo (187 net yards), 9/19/22 (L)

HELD OPPONENT TO 50 OR FEWER YARDS RUSHING

By Titans—at Jacksonville (19 yards), 1/7/23 (L)

By Opponents—at Denver (39 yards), 10/13/19 (L)

HELD OPPONENT TO 100 OR FEWER NET YARDS PASSING

By Titans—at Miami (78 net yards), 10/8/17 (L)

By Opponents—vs. Houston (88 net yards), 12/24/22 (L)

SEVEN OR MORE SACKS BY TEAM

By Titans—at Arizona (8 sacks), 12/10/17 (L)

By Opponents—at N.Y. Jets (7 sacks), 10/3/21 (L)

SIX OR MORE SACKS BY TEAM

By Titans—vs. Denver (6 sacks), 11/13/22 (W)

By Opponents—at Philadelphia (6 sacks), 12/4/22 (L)

FIVE OR MORE SACKS BY TEAM

By Titans—vs. Denver (6 sacks), 11/13/22 (W)

By Opponents—vs. L.A. Chargers (5 sacks), 9/17/23 (W)

FORCED FIVE OR MORE OPPONENT TURNOVERS

By Titans—vs. N.Y. Jets (4 interceptions, 1 fumble), 12/17/12 (W)

By Opponents—vs. Houston (4 interceptions, 1 fumble), 11/21/21 (L)

FORCED FOUR OR MORE OPPONENT TURNOVERS

By Titans—vs. Jacksonville (4 interceptions, 0 fumbles), 12/12/21 (W)

By Opponents—vs. Jacksonville (1 interception, 3 fumbles), 12/11/22 (L)

SPECIAL TEAMS

KICKOFF RETURNED FOR TOUCHDOWN

By Titans—A.J. Brown (42 yards) at Indianapolis, 11/29/20 (W)

By Opponents—Jakeem Grant (102 yards) at Miami, 9/9/18 (L)

OPENING KICKOFF RETURNED FOR TOUCHDOWN

By Titans—Derrick Mason (101 yards) at Cincinnati, 11/18/01 (W)

By Opponents—Josh Huff (107 yards) at Philadelphia, 11/23/14 (L)

PUNT RETURNED FOR TOUCHDOWN

By Titans—Darius Reynaud (twice—69 yards and 81 yards) vs. Jacksonville, 12/30/12 (W)

By Opponents—Jakeem Grant (74 yards) at Miami, 10/9/16 (W)

FIELD GOAL BLOCKED

By Titans—Denico Autry vs. Miami (Jason Sanders), 1/2/22 (W)

By Opponents—Justin Reid, vs. Houston (Stephen Gostkowski), 10/18/20 (W)

FIELD GOAL BLOCKED, RETURNED FOR TD

By Titans—Tye Smith (63 yards) at Indianapolis (Adam Vinatieri's FG blocked by Dane Cruikshank), 12/1/19 (W)

By Opponents—Rob Morris (68 yards) at Indianapolis (Gary Anderson's FG blocked by Montae Reagor), 12/5/04 (L)

PUNT BLOCKED

By Titans—Tim Shaw vs. Pittsburgh (Drew Butler), 10/11/12 (W)

By Opponents—E.J. Speed, vs. Indianapolis (Trevor Daniel), 11/12/20 (L)

PUNT BLOCKED AND RETURNED FOR TD

By Titans—Jason McCourty vs. Indianapolis (Pat McAfee's punt blocked by Patrick Bailey and recovered in end zone by McCourty), 10/30/11 (W)

By Opponents—T.J. Carrie (6 yards), vs. Indianapolis (Trevor Daniel's punt blocked by E.J. Speed), 11/12/20 (L)

FIVE FIELD GOALS

By Titans—Nick Folk (5) at New Orleans, 9/10/23 (L)

By Opponents—Nick Folk (5), at New England, 11/28/21 (L)

FOUR FIELD GOALS

By Titans—Nick Folk (5) at New Orleans, 9/10/23 (L)

By Opponents—Chris Boswell, at Pittsburgh, 12/19/21 (L)

THREE FIELD GOALS

By Titans—Nick Folk (5) at New Orleans, 9/10/23 (L)

By Opponents—Cameron Dicker (3), vs. L.A. Chargers, 9/17/23 (W)

REGULAR SEASON: THE LAST TIME THE TENNESSEE TITANS ...

SUCCESSFUL ONSIDE KICK

By Titans—Rob Bironas kicks and Daimion Stafford recovers, vs. Arizona, 12/15/13 (L)

By Opponents—Connor Barth kicks and Adrian Amos recovers, at Chicago, 11/27/16 (W)

MISSED PAT

By Titans—Josh Lambo, at Green Bay, 11/17/22 (W)

By Opponents—Mason Crosby (kick blocked), at Green Bay, 11/17/22 (W)

TWO-POINT CONVERSIONS**TWO-POINT CONVERSION MADE**

By Titans—Chig Okonkwo (pass from Ryan Tannehill) vs. Jacksonville, 12/11/22 (L)

By Opponents—Trey Pipkins (pass from Justin Herbert), vs. L.A. Chargers, 9/17/23 (W)

TWO-POINT CONVERSION FAILED

By Titans—vs. Cleveland (run failed), 12/6/20 (L)

By Opponents—vs. Houston (pass failed), 12/24/22 (L)

INDIVIDUAL OFFENSIVE PERFORMANCES**INDIVIDUAL WITH 200 SCRIMMAGE YARDS**

By Titans—Derrick Henry (228 yards) at Houston, 10/30/22 (W)

By Opponents—Todd Gurley (276 yards), vs. Los Angeles Rams, 12/24/17 (L)

RUSHING TOUCHDOWN AND RECEIVING TOUCHDOWN

By Titans—Derrick Henry (1 rushing, 1 receiving) at Carolina, 11/3/19 (L)

By Opponents—Nyheim Hines (1 rushing, 1 receiving), vs. Indianapolis, 11/12/20 (L)

RUSHING TOUCHDOWN AND PASSING TOUCHDOWN

By Titans—Ryan Tannehill (1 passing, 1 rushing) vs. L.A. Chargers, 9/17/23 (W)

By Opponents—Trevor Lawrence (3 passing, 1 rushing), vs. Jacksonville, 12/11/22 (L)

INDIVIDUAL RUSHING**200 YARDS RUSHING**

By Titans—Derrick Henry (219 yards) at Houston, 10/30/22 (W)

By Opponents—Le'Veon Bell (204 yards) vs. Pittsburgh, 11/17/14 (L)

150 YARDS RUSHING

By Titans—Derrick Henry (219 yards) at Houston, 10/30/22 (W)

By Opponents—Saquon Barkley (164 yards), vs. N.Y. Giants, 9/11/22 (L)

100 YARDS RUSHING

By Titans—Derrick Henry (109 yards) at Jacksonville, 1/7/23 (L)

By Opponents—Saquon Barkley (164 yards), vs. N.Y. Giants, 9/11/22 (L)

CONSECUTIVE 100-YARD RUSHING GAMES

By Titans—Derrick Henry vs. Jacksonville, 12/11/22 (L); at Los Angeles Chargers, 12/18/22 (L); vs. Houston, 12/24/22 (L)

30 OR MORE CARRIES

By Titans—Derrick Henry (30 carries) at Jacksonville, 1/7/23 (L)

By Opponents—Melvin Gordon (32 carries) at San Diego, 11/6/16 (L)

RUSHING PLAY OF 80 OR MORE YARDS

By Titans—Derrick Henry (94 yards) vs. Houston, 10/18/20 (W)

By Opponents—Lamar Miller (97 yards), at Houston, 11/26/18 (L)

RUSHING PLAY OF 50 OR MORE YARDS

By Titans—Derrick Henry (50 yards) vs. Jacksonville, 12/11/22 (L)

By Opponents—Saquon Barkley (68 yards), vs. N.Y. Giants, 9/11/22 (L)

THREE TOUCHDOWNS RUSHING

By Titans—Derrick Henry (3) vs. Buffalo, 10/18/21 (W)

By Opponents—Corey Dillon (4) at Cincinnati, 12/4/97 (L)

TWO TOUCHDOWNS RUSHING

By Titans—Derrick Henry (2) at Kansas City, 11/6/22 (L)

By Opponents—Tyrod Taylor (2), vs. Houston, 11/21/21 (L)

INDIVIDUAL PASSING**400 YARDS PASSING**

By Titans—Ryan Fitzpatrick (402 yards) vs. Arizona, 12/15/13 (L)

By Opponents—Patrick Mahomes (446 yards), at Kansas City, 11/6/22 (L)

300 YARDS PASSING

By Titans—Ryan Tannehill (333 yards) at Green Bay, 11/17/22 (W)

By Opponents—Justin Herbert (305 yards), vs. L.A. Chargers, 9/17/23 (W)

CONSECUTIVE 300-YARD PASSING GAMES

By Titans—Matt Hasselbeck vs. Baltimore (358 yards), 9/18/11 (W), vs. Denver (311 yards), 9/25/11 (W)

FIVE TOUCHDOWN PASSES

By Titans—Steve McNair vs. Jacksonville, 12/26/99 (W)

By Opponents—Blake Bortles vs. Jacksonville, 12/6/15 (W)

FOUR TOUCHDOWN PASSES

By Titans—Ryan Tannehill at Houston, 1/9/22 (W)

By Opponents—Josh Allen, at Buffalo, 9/19/22 (L)

50 OR MORE PASS ATTEMPTS

By Titans—Ryan Tannehill (52 att) vs. Houston, 11/21/21 (L)

By Opponents—Patrick Mahomes (68), at Kansas City, 11/6/22 (L)

40 OR MORE PASS ATTEMPTS

By Titans—Ryan Tannehill (52 att) vs. Houston, 11/21/21 (L)

By Opponents—Justin Herbert (41), vs. L.A. Chargers, 9/17/23 (W)

30 OR MORE COMPLETIONS

By Titans—Ryan Tannehill (35 comp) vs. Houston, 11/21/21 (L)

By Opponents—Trevor Lawrence (30 comp), vs. Jacksonville, 12/11/22 (L)

NO SACKS ALLOWED

By Titans—vs. Buffalo, 10/18/21 (W)

By Opponents—vs. Jacksonville, 12/11/22 (L)

COMPLETION OF 80 OR MORE YARDS

By Titans—Ryan Tannehill (91 yards) at Oakland, 12/8/19 (W)

By Opponents—Jared Goff (80 yards), vs. Los Angeles Rams, 12/24/17 (L)

COMPLETION OF 50 OR MORE YARDS

By Titans—Ryan Tannehill (70 yards) vs. L.A. Chargers, 9/17/23 (W)

By Opponents—Russell Wilson (66 yards), vs. Denver, 11/13/22 (W)

INDIVIDUAL RECEIVING**200 YARDS RECEIVING**

By Titans—Kenny Britt (225 yards) vs. Philadelphia, 10/24/10 (W)

By Opponents—DeAndre Hopkins (238 yards) at Houston, 11/30/14 (L)

150 YARDS RECEIVING

By Titans—A.J. Brown (155 yards) at Indianapolis, 10/31/21 (W)

By Opponents—Evan Engram (162 yards), vs. Jacksonville, 12/11/22 (L)

100 YARDS RECEIVING

By Titans—Treylon Burks (111 yards) at Green Bay, 11/17/22 (W)

By Opponents—Keenan Allen (111 yards), vs. L.A. Chargers, 9/17/23 (W)

CONSECUTIVE 100-YARD RECEIVING GAMES

By Titans—A.J. Brown vs. Kansas City (133 yards), 10/24/21 (W), at Indianapolis (155 yards), 10/31/21 (W)

10 OR MORE RECEPTIONS

By Titans—A.J. Brown (11 rec.) vs. San Francisco, 12/23/21 (W)

By Opponents—CeeDee Lamb (11 rec.), vs. Dallas, 12/29/22 (L)

REGULAR SEASON: THE LAST TIME THE TENNESSEE TITANS ...

RECEPTION OF 80 OR MORE YARDS

By Titans—A.J. Brown (91 yards) at Oakland, 12/8/19 (W)

By Opponents—Todd Gurley (80 yards), vs. Los Angeles Rams, 12/24/17 (L)

RECEPTION OF 50 OR MORE YARDS

By Titans—Treyton Burks (70 yards) vs. L.A. Chargers, 9/17/23 (W)

By Opponents—Jalen Virgil (66 yards), vs. Denver, 11/13/22 (W)

THREE TOUCHDOWN RECEPTIONS

By Titans—Kenny Britt vs. Philadelphia, 10/24/10 (W)

By Opponents—Stefon Diggs, at Buffalo, 9/19/22 (L)

TWO TOUCHDOWN RECEPTIONS

By Titans—Austin Hooper at Green Bay, 11/17/22 (W)

By Opponents—Keenan Allen, vs. L.A. Chargers, 9/17/23 (W)

COMBINED OFFENSIVE PERFORMANCES BY TEAMMATES

100-YARD RUSHER AND 100-YARD RECEIVER IN A GAME

By Titans—Derrick Henry (182 rush.) and Julio Jones (128 rec.) at Seattle, 9/19/21 (W)

By Opponents—AJ Dillon (124 rush.) and Davante Adams (142 rec.), at Green Bay, 12/27/20 (L)

By One Player (Opponent)—Todd Gurley (118 rush. and 158 receiving), vs. Los Angeles Rams, 12/24/17 (L)

100-YARD RUSHER, 100-YARD RECEIVER AND 300-YARD PASSER IN A GAME

By Titans—Derrick Henry (182 rush.), Julio Jones (128 rec.) and Ryan Tannehill (347 pass.) at Seattle, 9/19/21 (W)

By Opponents—Todd Gurley (118 rush. and 158 rec.) and Jared Goff (301 pass.), vs. Los Angeles Rams, 12/24/17 (L)

300-YARD PASSER AND 100-YARD RECEIVER IN A GAME

By Titans—Ryan Tannehill (333 pass.) and Treyton Burks (111 rec.) at Green Bay, 11/17/22 (W)

By Opponents—Justin Herbert (305 pass.) and Keenan Allen (111 rec.), vs. L.A. Chargers, 9/17/23 (W)

100-YARD RUSHER AND 300-YARD PASSER IN A GAME

By Titans—Derrick Henry (182 rush.) and Ryan Tannehill (347 pass.) at Seattle, 9/19/21 (W)

By Opponents—Gardner Minshew II (339 pass.) and James Robinson (102 rush.), vs. Jacksonville, 9/20/20 (W)

TWO 100-YARD RUSHERS IN A GAME

By Titans—Dontrell Hilliard (131 yards) and D'Onta Foreman (109), at New England, 11/28/21 (L)

By Opponents—Arian Foster (115 yards) and Ben Tate (104 yards) vs. Houston, 10/23/11 (L)

TWO 100-YARD RECEIVERS IN A GAME

By Titans—Justin Hunter (109 yards) and Kendall Wright (103 yards) at Oakland, 11/24/13 (W)

By Opponents—A.J. Brown (119 rec.) and DeVonta Smith (102 rec.), at Philadelphia, 12/4/22 (L)

INDIVIDUAL DEFENSE

INTERCEPTION RETURNED FOR TOUCHDOWN

By Titans—Andrew Adams (76 yards) against Indianapolis, 10/23/22 (W)

By Opponents—Matt Milano (43 yards), at Buffalo, 9/19/22 (L)

FUMBLE RETURNED FOR TOUCHDOWN

By Titans—Kevin Byard (30 yards) at Jacksonville, 10/10/21 (W)

By Opponents—Josh Allen (37 yards) at Jacksonville, 1/7/23 (L)

SAFETY SCORED

By Titans—Browns quarterback Baker Mayfield sacked in end zone by Cameron Wake, at Cleveland, 9/8/19 (W)

By Opponents—Ryan Tannehill sacked in end zone by Romeo Okwara vs. Detroit, 12/20/20 (W)

THREE INTERCEPTIONS

By Titans—Kevin Byard (3) at Cleveland, 10/22/17 (W)

By Opponents—Glover Quin (3) at Houston, 11/28/10 (L)

TWO INTERCEPTIONS

By Titans—Kevin Byard (2) vs. Dallas, 12/29/22 (L)

By Opponents—Desmond King (2), vs. Houston, 11/21/21 (L)

THREE SACKS

By Titans—Jeffery Simmons (3.0) at L.A. Rams, 11/7/21 (W)

By Opponents—Chandler Jones (5.0), vs. Arizona, 9/12/21 (L)

POSTSEASON: THE LAST TIME THE TENNESSEE TITANS ...

GAMES WON (PLAYOFFS)

WON BY SCORING IN THE LAST TWO MINUTES OF REGULATION

By Titans—Gary Anderson 46-yard field goal with 0:29 remaining, at Baltimore, 1/3/04 (W)

By Opponents—Evan McPherson 52-yard field goal with 0:00 remaining, vs. Cincinnati, 1/22/22 (L)

WON OVERTIME GAME

By Titans—Tennessee 34, vs. Pittsburgh 31, 1/11/03 (W)

By Opponents—at Buffalo 41, Houston 38, 1/3/93 (L)

WON BY 20 OR MORE POINTS

By Titans/Oilers—Never Happened

By Opponents—at New England 35, Tennessee 14, 1/13/18 (L)

WON BY SHUTOUT

By Titans/Oilers—Never Happened

By Opponents—Never Happened

TEAM SCORING (PLAYOFFS)

SCORED 50 POINTS

By Titans/Oilers—Never Happened

By Opponents—at Oakland 56, Houston 7, 12/21/69 (L)

SCORED 40 POINTS

By Titans/Oilers—Never Happened

By Opponents—at Oakland 41, Tennessee 24, 1/19/03 (L)

SCORED 20 POINTS IN A QUARTER

By Titans—Never in Titans era (since 1999)

By Oilers—21 points in second quarter, at Buffalo, 1/3/93 (L)

By Opponents—21 points in second quarter, at New England, 1/13/18 (L)

SCORED 30 POINTS IN A HALF

By Titans/Oilers—Never Happened

By Opponents—35 points in second half, at Buffalo, 1/3/93 (L)

SCORED TOUCHDOWNS ON OFFENSE, DEFENSE AND SPECIAL TEAMS

By Titans/Oilers—Never Happened

By Opponents—Never Happened

SCORED A TOUCHDOWN ON FIRST OFFENSIVE POSSESSION

By Titans—Anthony Firkser 12-yard pass from Ryan Tannehill, at New England, 1/4/20 (W)

By Opponents—Bethel Johnson 41-yard pass from Tom Brady, at New England, 1/10/04 (L)

TEAM YARDAGE TOTALS (PLAYOFFS)

500 TOTAL NET YARDS

By Titans/Oilers—Never Happened

By Opponents—at Baltimore (530 yards), 1/11/20 (W)

400 TOTAL NET YARDS

By Titans—vs. Pittsburgh (430 yards), 1/11/03 (W)

By Opponents—vs Baltimore (401 yards), 1/10/21 (L)

POSTSEASON: THE LAST TIME THE TENNESSEE TITANS ...

TEAM DEFENSE (PLAYOFFS)

HELD OPPONENT WITHOUT A TOUCHDOWN

By Titans—Never in Titans era (since 1999)

By Oilers—Houston 10, at San Diego 3, 12/24/61 (W)

By Opponents—at San Diego 17, Tennessee 6, 1/6/08 (L)

HELD OPPONENT TO 200 OR FEWER NET YARDS OF OFFENSE

By Titans—vs. Baltimore (134 net yards), 1/7/01 (L)

By Opponents—vs. Buffalo (194 net yards), 1/8/00 (W)

HELD OPPONENT TO 50 OR FEWER YARDS RUSHING

By Titans—vs. Baltimore (50 yards), 1/10/09 (L)

By Opponents—vs. Kansas City (39 yards), 1/16/94 (L)

HELD OPPONENT TO 100 OR FEWER NET YARDS PASSING

By Titans—vs. Buffalo (97 net yards), 1/8/00 (W)

By Opponents—at Baltimore (83 net yards), 1/11/20 (W)

SEVEN OR MORE SACKS BY TEAM

By Titans/Oilers—vs. Cincinnati (9 sacks), 1/22/22 (L)

By Opponents—at New England (8 sacks), 1/13/18 (L)

SPECIAL TEAMS (PLAYOFFS)

KICKOFF RETURNED FOR TOUCHDOWN

By Titans—Derrick Mason (80 yards) at Jacksonville, 1/23/00 (W)

By Opponents—Never Happened

RETURNED OPENING KICKOFF FOR TOUCHDOWN

By Titans/Oilers—Never Happened

By Opponents—Never Happened

PUNT RETURNED FOR TOUCHDOWN

By Titans/Oilers—Never Happened

By Opponents—Never Happened

FIELD GOAL BLOCKED

By Titans/Oilers—Never Happened

By Opponents—Richard Seymour at New England (Gary Anderson), 1/10/04 (L)

FIELD GOAL BLOCKED, RETURNED FOR TD

By Titans/Oilers—Never Happened

By Opponents—Anthony Mitchell (90 yards) vs. Baltimore (Al Del Greco's FG blocked by Keith Washington), 1/7/01 (L)

PUNT BLOCKED

By Titans—Chris Coleman vs. Baltimore (Kyle Richardson, twice), 1/7/01 (L)

By Opponents—Jerry Olsavsky vs. Pittsburgh (Greg Montgomery), 12/31/89 (L)

PUNT BLOCKED AND RETURNED FOR TD

By Titans/Oilers—Never Happened

By Opponents—Never Happened

FIVE FIELD GOALS

By Titans/Oilers—Never Happened

By Opponents—Never Happened

FOUR FIELD GOALS

By Titans—Al Del Greco at Indianapolis, 1/16/00 (W)

By Opponents—Evan McPherson, vs. Cincinnati, 1/22/22 (L)

THREE FIELD GOALS

By Titans—Al Del Greco (4) at Indianapolis, 1/16/00 (W)

By Opponents—Evan McPherson (4), vs. Cincinnati, 1/22/22 (L)

MISSED PAT (KICK)

By Titans/Oilers—Never Happened

By Opponents—David Treadwell (Wide Left) at Denver, 1/4/92 (L)

TWO-POINT CONVERSIONS (PLAYOFFS)

TWO-POINT CONVERSION MADE

By Titans/Oilers—Never Happened

By Opponents—Plaxico Burress (pass from Hines Ward) vs. Pittsburgh, 1/11/03 (W)

TWO-POINT CONVERSION FAILED

By Titans—vs. Cincinnati (run failed), 1/22/22 (L)

By Opponents—at Baltimore (pass failed), 1/11/20 (W)

INDIVIDUAL OFFENSIVE PERFORMANCES (PLAYOFFS)

INDIVIDUAL WITH 200 SCRIMMAGE YARDS

By Titans—Derrick Henry (202 yards) at Baltimore, 1/11/20 (W)

By Opponents—Never Happened

RUSHING TOUCHDOWN AND RECEIVING TOUCHDOWN

By Titans—Never in Titans era (since 1999)

By Oilers—Allen Pinkett at Cleveland, 12/24/88 (W)

By Opponents—James White at New England, 1/13/18 (L)

RUSHING TOUCHDOWN AND PASSING TOUCHDOWN

By Titans—Ryan Tannehill at Baltimore, 1/11/20 (W)

By Opponents—Patrick Mahomes at Kansas City, 1/19/20 (L)

INDIVIDUAL RUSHING (PLAYOFFS)

200 YARDS RUSHING

By Titans/Oilers—Never Happened

By Opponents—Never Happened

150 YARDS RUSHING

By Titans—Derrick Henry (195 yards) at Baltimore, 1/11/20 (W)

By Opponents—Paul Lowe (165 yards) vs. Los Angeles Chargers, 1/1/61 (W)

100 YARDS RUSHING

By Titans—Derrick Henry (195 yards) at Baltimore, 1/11/20 (W)

By Opponents—Lamar Jackson (136 yards), vs. Baltimore, 1/10/21 (L)

CONSECUTIVE 100-YARD RUSHING GAMES

By Titans—Derrick Henry at New England (182 yards), 1/4/20 (W), at Baltimore (195 yards), 1/11/20 (W)

30 OR MORE CARRIES

By Titans—Derrick Henry (30) at Baltimore, 1/11/20 (W)

By Opponents—Never Happened

RUSHING PLAY OF 80 OR MORE YARDS

By Titans/Oilers—Never Happened

By Opponents—Never Happened

RUSHING PLAY OF 50 OR MORE YARDS

By Titans—Derrick Henry (66 yards) at Baltimore, 1/11/20 (W)

By Opponents—Never Happened

THREE TOUCHDOWNS RUSHING

By Titans/Oilers—Never Happened

By Opponents—Never Happened

TWO TOUCHDOWNS RUSHING

By Titans—Steve McNair at Oakland, 1/19/03 (L)

By Opponents—Antowain Smith vs. Buffalo, 1/8/00 (W)

INDIVIDUAL PASSING (PLAYOFFS)

400 YARDS PASSING

By Titans/Oilers—Never Happened

By Opponents—Kurt Warner (414 yards) vs. St. Louis, 1/30/00 (L)

300 YARDS PASSING

By Titans—Steve McNair (338 yards) vs. Pittsburgh, 1/11/03 (W)

By Opponents—Joe Burrow (348 yards), vs. Cincinnati, 1/22/22 (L)

CONSECUTIVE 300-YARD PASSING GAMES

Playoffs:

By Titans/Oilers—Never Happened

POSTSEASON: THE LAST TIME THE TENNESSEE TITANS ...

FIVE TOUCHDOWN PASSES

By Titans/Oilers—Never Happened

By Opponents—Daryle Lamonica (6) at Oakland, 12/21/69 (L)

FOUR TOUCHDOWN PASSES

By Titans—Never in Titans era (since 1999)

By Oilers—Warren Moon at Buffalo, 1/3/93 (L)

By Opponents—Frank Reich at Buffalo, 1/3/93 (L)

50 OR MORE PASS ATTEMPTS

By Titans—Never in Titans era (since 1999)

By Oilers—Warren Moon (50 att) at Buffalo, 1/3/93 (L)

By Opponents—Lamar Jackson (59 att), at Baltimore, 1/11/20 (W)

40 OR MORE PASS ATTEMPTS

By Titans—Kerry Collins (42 att) vs. Baltimore, 1/10/09 (L)

By Opponents—Lamar Jackson (59 att), at Baltimore, 1/11/20 (W)

30 OR MORE COMPLETIONS

By Titans—Never in Titans era (since 1999)

By Oilers—Warren Moon (32 comp) vs. Kansas City, 1/16/94 (L)

By Opponents—Lamar Jackson (31 comp), at Baltimore, 1/11/20 (W)

NO SACKS ALLOWED

By Titans—at Baltimore, 1/3/04 (W)

By Opponents—at New England, 1/4/20 (W)

COMPLETION OF 80 OR MORE YARDS

By Titans/Oilers—Never Happened

By Opponents—Never Happened

COMPLETION OF 50 OR MORE YARDS

By Titans—Never in Titans era (since 1999)

By Oilers—Dan Pastorini (71 yards) at New England, 12/31/78 (L)

By Opponents—Joe Burrow (57 yards), vs. Cincinnati, 1/22/22 (L)

INDIVIDUAL RECEIVING (PLAYOFFS)

200 YARDS RECEIVING

By Titans/Oilers—Never Happened

By Opponents—Never Happened

150 YARDS RECEIVING

By Titans/Oilers—Never Happened

By Opponents—Isaac Bruce (162 yards) vs. St. Louis, 1/30/00 (L)

100 YARDS RECEIVING

By Titans—A.J. Brown (142 yards) vs. Cincinnati, 1/22/22 (L)

By Opponents—Ja'Marr Chase (109 yards), vs. Cincinnati, 1/22/22 (L)

CONSECUTIVE 100-YARD RECEIVING GAMES

By Titans—Never in Titans era (since 1999)

By Oilers—Ernest Givins at Denver (111 yards), 1/4/92 (L), at Buffalo (117 yards), 1/3/93 (L)

10 OR MORE RECEPTIONS

By Titans—Justin Gage (11 rec.) vs. Baltimore, 1/10/09 (L)

By Opponents—Danny Amendola (11 rec.) at New England, 1/13/18 (L)

RECEPTION OF 80 OR MORE YARDS

By Titans/Oilers—Never Happened

By Opponents—Never Happened

RECEPTION OF 50 OR MORE YARDS

By Titans—Never in Titans era (since 1999)

By Oilers—Ken Burrough (71 yards) at New England, 12/31/78 (L)

By Opponents—Ja'Marr Chase (57 yards), vs. Cincinnati, 1/22/22 (L)

THREE TOUCHDOWN RECEPTIONS

By Titans/Oilers—Never Happened

By Opponents—Andre Reed at Buffalo, 1/3/93 (L)

TWO TOUCHDOWN RECEPTIONS

By Titans/Oilers—Corey Davis at New England, 1/13/18 (L)

By Opponents—Tyreek Hill, at Kansas City, 1/19/20 (L)

COMBINED OFFENSIVE PERFORMANCES BY TEAMMATES (PLAYOFFS)

100-YARD RUSHER AND 100-YARD RECEIVER IN A GAME

By Titans/Oilers—Never Happened

By Opponents—Lamar Jackson (136 rush.) and Marquise Brown (109 rec.), vs. Baltimore, 1/10/21 (L)

100-YARD RUSHER, 100-YARD RECEIVER AND 300-YARD PASSER IN A GAME

By Titans/Oilers—Never Happened

By Opponents—Lamar Jackson (143 rush.), Lamar Jackson (365 pass.) and Marquis Brown (126 rec.), at Baltimore, 1/11/20 (W)

300-YARD PASSER AND 100-YARD RECEIVER IN A GAME

By Titans—Steve McNair (338 pass.) and Frank Wycheck (123 rec.) vs. Pittsburgh, 1/11/03 (W)

By Opponents—Joe Burrow (348 pass.) and Ja'Marr Chase (109 rec.), vs. Cincinnati, 1/22/22 (L)

100-YARD RUSHER AND 300-YARD PASSER IN A GAME

By Titans/Oilers—Never Happened

By Opponents—Lamar Jackson (143 rush. and 365 pass.), at Baltimore, 1/11/20 (W)

TWO 100-YARD RUSHERS IN A GAME

By Titans/Oilers—Never Happened

By Opponents—Hewritt Dixon (144 yards) and Pete Banaszak (116 yards) at Oakland, 12/31/67 (L)

TWO 100-YARD RECEIVERS IN A GAME

By Titans—Never in Titans era (since 1999)

By Oilers—Mike Barber (112 yards) and Ken Burrough (103 yards) at Miami, 12/24/78 (W)

By Opponents—Chris Chambers (121 yards) and Vincent Jackson (114 yards) at San Diego, 1/6/08 (L)

INDIVIDUAL DEFENSE (PLAYOFFS)

INTERCEPTION RETURNED FOR TOUCHDOWN

By Titans—Logan Ryan (9 yards) at New England, 1/4/20 (W)

By Opponents—Will Demps (56 yards), at Baltimore, 1/3/04 (W)

FUMBLE RETURNED FOR TOUCHDOWN

By Titans/Oilers—Never Happened

By Opponents—Never Happened

SAFETY SCORED

By Titans—Josh Evans and Jason Fisk (sacked Mark Brunell), at Jacksonville, 1/23/00 (W)

By Opponents—Dan Pastorini ran out of the End Zone, at Miami, 12/24/78 (W)

THREE INTERCEPTIONS

By Titans—Never in Titans era (since 1999)

By Oilers—Vernon Perry (4*) at San Diego, 12/29/79 (W)

By Opponents—Never Happened

TWO INTERCEPTIONS

By Titans—Never in Titans era (since 1999)

By Oilers—Bubba McDowell vs. N.Y. Jets, 12/29/91 (W)

By Opponents—Johnny Robinson vs. Dallas Texans, 12/23/62 (L)

THREE SACKS

By Titans—Jeffery Simmons vs. Cincinnati, 1/22/22 (L)

By Opponents—Willie McGinest at New England, 1/10/04 (L)

LAST TIME IN A SEASON THE TITANS ...

TEAM OFFENSE

- Ranked 1st in Overall Offense — 1990
- Ranked 1st in Rushing Offense — 1967 (AFL)
- Ranked 1st in Passing Offense — 1992

TEAM DEFENSE

- Ranked 1st in Overall Defense — 2000
- Ranked 1st in Rushing Defense — 2022
- Ranked 1st in Passing Defense — 2000

GAMES WON (REGULAR SEASON)

- 10 Wins — 2021 (12-5)
- 11 Wins — 2021 (12-5)
- 12 Wins — 2021 (12-5)
- 13 Wins — 2008 (13-3)

ADVANCED IN PLAYOFFS

- Wild Card Round — 2021
- Divisional Round — 2021
- Conference Championship — 2019
- Super Bowl — 1999

RUSHING

- 1,000 Yards — Derrick Henry (1,538), 2022
- 1,500 Yards — Derrick Henry (1,538), 2022
- 2,000 Yards — Derrick Henry (2,027), 2020
- 300 Attempts — Derrick Henry (349), 2022
- 400 Attempts — Eddie George (403), 2000
- 10 Touchdowns — Derrick Henry (13), 2022
- 15 Touchdowns — Derrick Henry (17), 2020

PASSING

- 3,000 Yards — Ryan Tannehill (3,734), 2021
- 3,500 Yards — Ryan Tannehill (3,734), 2021
- 4,000 Yards — Warren Moon (4,690), 1991
- 400 Attempts — Ryan Tannehill (531), 2021
- 500 Attempts — Ryan Tannehill (531), 2021
- 600 Attempts — Warren Moon (655), 1991
- 20 Touchdowns — Ryan Tannehill (21), 2021
- 30 Touchdowns — Ryan Tannehill (33), 2020
- 90.0 Passer Rating — Ryan Tannehill (94.6), 2022
- 100.0 Passer Rating — Ryan Tannehill (106.5), 2020

RECEIVING

- 80 Receptions — Delanie Walker (94), 2015
- 90 Receptions — Delanie Walker (94), 2015
- 100 Receptions — Haywood Jeffires (100), 1991
- 1,000 Yards — A.J. Brown (1,075), 2020
- 1,500 Yards — Charlie Hennigan (1,546), 1964
- 10 Touchdowns — A.J. Brown (11), 2020
- 15 Touchdowns — Bill Groman (17), 1961

SCORING

- 100 Points — Randy Bullock (120), 2021
- 110 Points — Randy Bullock (120), 2021
- 120 Points — Randy Bullock (120), 2021
- 130 Points — Ryan Succop (136), 2017
- 30 Field Goals — Ryan Succop (35), 2017
- 35 Field Goals — Ryan Succop (35), 2017
- 10 Touchdowns — Derrick Henry (13), 2022
- 15 Touchdowns — Derrick Henry (17), 2020

DEFENSE

- 7 Interceptions — Kevin Byard (8), 2017
- 8 Interceptions — Kevin Byard (8), 2017
- 9 Interceptions — Mike Reinfeldt (12), 1979
- 10 Interceptions — Mike Reinfeldt (12), 1979
- 10 Sacks — Harold Landry III (12), 2021
- 12 Sacks — Harold Landry III (12), 2021
- 14 Sacks — Jevon Kearse (14.5), 1999
- 150 Tackles — Wesley Woodyard (172), 2017
- 175 Tackles — Keith Bulluck (180), 2002
- 200 Tackles — Gregg Bingham (212), 1980

TITANS RECORDS AT A GLANCE

Team record holders in major statistical categories

SCORING

- Points (Game) — 30 by Billy Cannon (5 TDs) at N.Y. Titans, 12/10/61
- Points (Season) — 136 by Al Del Greco, 1998; by Ryan Succop, 2017
- Points (Career) — 1,060 by Al Del Greco, 1991-00
- Touchdowns (Game) — 5 by Billy Cannon at N.Y. Titans, 12/10/61
- Touchdowns (Season) — 19 by Earl Campbell, 1979
- Touchdowns (Career) — 82 by Derrick Henry, 2016-23
- Field Goals (Game) — 8 by Rob Bironas at Hou., 10/21/07
- Field Goals (Season) — 36 by Al Del Greco, 1998
- Field Goals (Career) — 246 by Al Del Greco, 1991-00

RUSHING

- Rushing Yards (Game) — 250 by Derrick Henry at Hou., 1/3/21
- Rushing Yards (Season) — 2,027 by Derrick Henry, 2020
- Rushing Yards (Career) — 10,009 by Eddie George, 1996-03
- Rushing Touchdowns (Game) — 4 by Earl Campbell vs. Mia., 11/20/78; Lorenzo White vs. Cle., 12/9/90; Derrick Henry vs. Jax, 12/6/18
- Rushing Touchdowns (Season) — 19 by Earl Campbell, 1979
- Rushing Touchdowns (Career) — 78 by Derrick Henry, 2016-23

PASSING

- Passing Yards (Game) — 527 by Warren Moon at K.C., 12/16/90
- Passing Yards (Season) — 4,690 by Warren Moon, 1991
- Passing Yards (Career) — 33,685 by Warren Moon, 1984-93
- Passing Touchdowns (Game) — 7 by George Blanda vs. N.Y. Titans, 11/19/61
- Passing Touchdowns (Season) — 36 by George Blanda, 1961
- Passing Touchdowns (Career) — 196 by Warren Moon, 1984-93
- Passer Rating (Game) — 158.3 by Chris Chandler at Cin., 9/24/95
- Passer Rating (Season) — 117.5 by Ryan Tannehill, 2019
- Passer Rating (Career) — 99.5 by Ryan Tannehill, 2019-23

RECEIVING

- Receptions (Game) — 13 (three times, last by Drew Bennett at Oak., 12/19/04)
- Receptions (Season) — 101 by Charlie Hennigan, 1964
- Receptions (Career) — 542 by Ernest Givins, 1986-94
- Receiving Yards (Game) — 272 by Charlie Hennigan at Bos., 10/13/61
- Receiving Yards (Season) — 1,746 by Charlie Hennigan, 1961
- Receiving Yards (Career) — 7,935 by Ernest Givins, 1986-94
- Receiving Touchdowns (Game) — 3 (17 times, last by Kenny Britt vs. Phi., 10/24/10)
- Receiving Touchdowns (Season) — 17 by Bill Groman, 1961
- Receiving Touchdowns (Career) — 51 by Charlie Hennigan, 1960-66

PUNTING

- Punts (Game) — 11 (twice by Rich Camarillo, last at Pit., 12/3/95)
- Punts (Season) — 96 by Rich Camarillo, 1994
- Punts (Career) — 923 by Brett Kern, 2009-21

PUNT RETURNS

- Punt Return Yards (Game) — 160 by Darius Reynaud vs. Jax., 12/30/12
- Punt Return Average (Season) — 15.4 by Billy Johnson, 1977
- Punt Return Average (Career) — 13.2 by Billy Johnson, 1974-80

KICKOFF RETURNS

- Kickoff Return Yards (Game) — 240 by Bobby Jancik at Oak., 12/22/63
- Kickoff Return Average (Season) — 31.7 by Darius Jennings, 2018
- Kickoff Return Average (Career) — 26.5 by Bobby Jancik, 1962-67

INTERCEPTIONS

- Interceptions (Game) — 3 (nine times, last by Kevin Byard at Cle., 10/22/17)
- Interceptions (Season) — 12 by Freddy Glick, 1963; by Mike Reinfeldt, 1979
- Interceptions (Career) — 45 by Jim Norton, 1960-68

SACKS

- Sacks (Game) — 4 (five times, last by William Fuller vs. Pit., 11/28/93)
- Sacks (Season) — 17 by Elvin Bethea, 1973
- Sacks (Career) — 105 by Elvin Bethea, 1968-83

TENNESSEE TITANS 2023 PARTICIPATION CHART

Player	9/10	9/17	9/24	10/1	10/8	10/15	10/29	11/2	11/12	11/19	11/26	12/3	12/11	12/17	12/24	12/31	1/6-7	Season Totals			
	@NO	LAC	@Cle	Cin	@Ind	Bal	Atl	@Pit	@TB	@Jax	Car	Ind	@Mia	Hou	Sea	@Hou	Jax	GP	GS	DNP	IA
Al-Shaair, Azeez	LB	LB																2	2	0	0
Autry, Denico	DL	DL																2	2	0	0
Avery, Tre	IA	P																1	0	0	1
Brewer, Aaron	C	C																2	2	0	0
Brown, Mike	P	P																2	0	0	0
Brown, Shakel	IR	IR																0	0	0	0
Brunskill, Daniel	RG	RG																2	2	0	0
Burks, Treyton	WR	WR																2	2	0	0
Byard, Kevin	S	S																2	2	0	0
Campbell, Chance	PS	PS																0	0	0	0
Carter, Shyheim	PS	PS																0	0	0	0
Chestnut, Julius	P	P																2	0	0	0
Cox, Morgan	P	P																2	0	0	0
Dillard, Andre	LT	LT																2	2	0	0
Dowell, Colton	IA	IA																0	0	0	2
Duncan, Jaelyn	IA	P																1	0	0	1
Dwumfour, Michael	PS	PS																0	0	0	0
Farley, Caleb	PUP	PUP																0	0	0	0
Folk, Nick	P	P																2	0	0	0
Fulton, Kristian	CB	IA																1	1	0	1
Garror, Eric	PS	P																1	0	0	0
Gibbens, Jack	LB	LB																2	2	0	0
Gifford, Luke	P	P																2	0	0	0
Gipson, Trevis	P	IA																1	0	0	1
Harrison, Tre'Shaun	PS	PS																0	0	0	0
Haskins, Hassan	EX	EX																0	0	0	0
Henry, Derrick	RB	RB																2	2	0	0
Hooker, Amani	S	IA																1	1	0	1
Hopkins, DeAndre	WR	WR																2	2	0	0
Hubbard, Chris	RT	RT																2	2	0	0
Jackson, Kearis	P	P																2	0	0	0
Jackson, Matthew	P	P																2	0	0	0
Jones, Naquan	P	P																2	0	0	0
Kendall, Anthony	P	P																2	0	0	0
Key, Arden	P	P																2	0	0	0
Kinsey, Mason	PS	PS																0	0	0	0
Landry III, Harold	OLB	OLB																2	2	0	0
Levin, Corey	DNP	P																1	0	1	0
Levis, Will	IA	IA																0	0	0	2
Mack, Alizé	IR	X																0	0	0	0
Marsh, Armani	PS	PS																0	0	0	0
McCreary, Roger	P	CB																2	1	0	0
McLendon JR., TK	PS	PS																0	0	0	0
Molden, Elijah	P	S																2	1	0	0
Moore, Chris	P	P																2	0	0	0
Murphy, Caleb	IA	IA																0	0	0	2
Murphy-Bunting, Sean	CB	CB																2	2	0	0
Murray, Justin	P	PS																1	0	0	0
Newman, Xavier	DNP	LG																1	1	1	0
Odukoya, Thomas	PS	PS																0	0	0	0
Ojukwu, John	PS	PS																0	0	0	0
Okonkwo, Chig	TE	TE																2	2	0	0
Patrick, Jacques	X	PS																0	0	0	0
Peevy, Jayden	IA	P																1	0	0	1
Peko, Kyle	DT	DT																2	2	0	0
Petit-Frere, Nicholas	SUS	SUS																0	0	0	0
Phillips, Kyle	IR	IR																0	0	0	0
Rader, Kevin	PS	PS																0	0	0	0
Radunz, Dillon	IA	P																1	0	0	1
Reese IV, Otis	P	P																2	0	0	0
Rice, Monty	P	P																2	0	0	0
Roos, Jordan	PS	X																0	0	0	0
Rupcich, Andrew	PS	PS																0	0	0	0
Rush, Thomas	PS	PS																0	0	0	0
Shelvin, Tyler	IR	X																0	0	0	0
Simmons, Jeffery	DT	DT																2	2	0	0
Skoronski, Peter	LG	IA																1	1	0	1
Spears, Tyjae	P	P																2	0	0	0
Stonehouse, Ryan	P	P																2	0	0	0
Tannehill, Ryan	QB	QB																2	2	0	0
Tart, Teair	NT	NT																2	2	0	0
Vildor, Kindle	P	DNP																1	0	1	0
Weaver, Rashad	P	P																2	0	0	0
Wesco, Trevon	TE	P																2	1	0	0
Westbrook-Ikhine, Nick	P	WR																2	1	0	0
Whyte, Josh	P	P																2	0	0	0
Willis, Malik	DNP	DNP																0	0	2	0
York, Cade	PS	PS																0	0	0	0

Starters indicated by position (QB, RB, ILB, etc.); P = played but did not start; DNP = active but did not play; IA = inactive for game; PS = practice squad; PS-I = practice squad injured; P/SUS = practice squad/suspended; X = not on roster; IR = injured reserve; SUS = reserve/suspended; NFI = non-football illness; PUP = physically unable to perform; EX = exempt

GAME PREVIEW

TEAM NOTES

PLAYER NOTES

MEDIA

STATISTICS

ROSTERS

2023 TENNESSEE TITANS TRANSACTIONS

January 2

Placed on injured reserve – **DB ANDREW ADAMS**
Signed – **S MIKE BROWN** from the Cleveland Browns practice squad
Signed to the practice squad – **DB NATE MEADORS**

January 3

Signed to the practice squad – **DT CURTIS BROOKS, CB SHYHEIM CARTER, OLB SAM OKUAYINONU**

January 9

Relieved of their duties – offensive line coach **KEITH CARTER**, offensive coordinator **TODD DOWNING**, offensive skills assistant **ERIK FRAZIER** and secondary coach **ANTHONY MIDGET**

January 10

Signed to future contracts – **DT CURTIS BROOKS, CB SHYHEIM CARTER, OL ZACK JOHNSON, WR MASON KINSEY, OLB ZACH McCLOUD, TE THOMAS ODUKOYA, OLB SAM OKUAYINONU, DT JAYDEN PEEVY, WR REGGIE ROBERSON JR., OL ANDREW RUPCICH, K CALEB SHUDAK**

January 12

Signed to a future contract – **TE JUSTIN RIGG**

January 17

Signed to a future contract – **OL JOHN LEGLUE**

January 18

Hired – **RAN CARTHON** as the franchise's 14th general manager

January 23

Signed to a future contract – **NT TYLER SHELVIN**

February 7

Elevated to offensive coordinator – **TIM KELLY**
Elevated to offensive line coach – **JASON HOUGHTALING**
Hired as passing game coordinator/quarterbacks coach – **CHARLES LONDON**
Hired as defensive pass game coordinator/cornerbacks coach – **CHRIS HARRIS**
Hired as defensive quality control coach – **JUSTIN HAMILTON**
Hired as defensive quality control coach – **LORI LOCUST**
Moved to tight ends coach – **TONY DEWS**
Moved to pass game analyst – **PAT O'HARA**
Moved to run game analyst – **LUKE STECKEL**

February 21

Elevated to assistant director of sports performance – **BRIAN BELL**
Elevated to assistant head coach - defense/defensive line coach – **TERRELL WILLIAMS**
Elevated to director of football administration – **JOHN STREICHER**
Hired as run game coordinator/running backs coach – **JUSTIN OUTTEN**

February 22

Terminated vested veterans – **K RANDY BULLOCK, WR ROBERT WOODS**
Terminated vested veterans failed physical – **LB ZACH CUNNINGHAM, T TAYLOR LEWAN**

March 10

Terminated vested veteran failed physical – **C BEN JONES**

March 16

Terminated vested veteran – **OLB BUD DUPREE**
Signed as exclusive rights free agent – **DT NAQUAN JONES**
Signed as free agent – **WR NICK WESTBROOK-IKHINE**

March 20

Signed as unrestricted free agents – **LB AZEEZ AL-SHAHIR, OL DANIEL BRUNSKILL, T ANDRE DILLARD, LB LUKE GIFFORD, OLB ARDEN KEY**

March 21

Signed as unrestricted free agent – **CB SEAN MURPHY-BUNTING**
Hired as offensive line assistant – **MATT JONES**
Hired as special teams assistant – **ANTHONY LEVINE**
Hired as special teams assistant – **TOM QUINN**

March 31

Signed as unrestricted free agents – **C/G COREY LEVIN, TE TREVON WESCO**

April 4

Signed as restricted free agent – **G/C AARON BREWER**

April 17

Signed as unrestricted free agent – **LB BEN NIEMANN**

April 19

Signed as unrestricted free agent – **WR CHRIS MOORE**

April 27

Drafted – **OL PETER SKORONSKI** (first round, 11th overall)

April 28

Traded - a 2023 second-round pick (41st overall), a 2023 third-round pick (72nd overall) and a 2024 third-round pick to the Arizona Cardinals for their 2023 second-round pick (33rd overall) and their 2023 third-round pick (81st overall)

Drafted – **QB WILL LEVIS** (second round, 33rd overall), **RB TYJAE SPEARS** (third round, 81st overall)

April 29

Drafted – **TE JOSH WHYLE** (fifth round, 147th overall), **OL JAELYN DUNCAN** (sixth round, 186th overall), **WR COLTON DOWELL** (seventh round, 228th overall)

May 12

Signed - fifth-round choice **TE JOSH WHYLE**, sixth-round choice **OL JAELYN DUNCAN** and seventh-round choice **WR COLTON DOWELL**
Signed undrafted free agents – **DT SHAKEL BROWN, WR JACOB COPELAND, WR TRE'SHAUN HARRISON, S MATTHEW HARRISON, CB STEVEN JONES JR., S TYREQUE JONES, CB ANTHONY KENDALL, RB CHUCK McCLELLAND, DE TK McLENDON JR., OLB CALEB MURPHY, T JOHN OJUKWU, LB OTIS REESE IV, OLB THOMAS RUSH and K TREY WOLFF**

May 15

Signed free agents – **DB ALONZO DAVIS, C JAMES EMPEY, DB ERIC GARROR, WR GAVIN HOLMES, WR KEARIS JACKSON and DB ARMANI MARSH**

May 18

Signed as free agent – **TE ALIZÉ MACK**

May 25

Signed - third-round choice **RB TYJAE SPEARS**

May 30

Signed - first-round choice **OL PETER SKORONSKI**

Signed as free agent – **DT JALEEL JOHNSON**

June 5

Signed as restricted free agent – **NT TEAIR TART**

July 20

Waived – **RB CHUCK McCLELLAND**

July 23

Signed – second-round choice **QB WILL LEVIS**
Declared physically unable to perform – **CB CALEB FARLEY, OL DILLON RADUNZ**
Declared non-football illness – **DB JOSH THOMPSON**

July 24

Signed as free agent – **WR DeANDRE HOPKINS**

July 26

Waived – **DT CURTIS BROOKS**
Signed as free agent – **S A.J. MOORE JR.**

July 28

Waived – **C JAMES EMPEY**
Signed as free agent – **OL CHRIS HUBBARD**

August 2

Waived – **WR JACOB COPELAND**
Signed as free agent – **C/G JIMMY MURRAY**

August 3

Terminated vested veteran – **OL JAMARCO JONES**

August 5

Signed as free agent – **T JUSTIN MURRAY**

August 14

Passed physical – **DB JOSH THOMPSON**
Placed on injured reserve – **DT SHAKEL BROWN**
Waived – **CB CHRIS JACKSON**
Signed as free agents – **RB JACQUES PATRICK, DT KYLE PEKO**

August 16

Waived – **OLB ZACH McCLOUD**
Signed as free agents – **DT MICHAEL DWUMFOUR**

August 20

Terminated vested veteran – **S A.J. MOORE JR.**

August 21

Signed as free agent – **DT TREVON COLEY**

August 22

Waived – **K CALEB SHUDAK, K TREY WOLFF**
Signed as free agent – **K MICHAEL BADGLEY**

August 27

Terminated vested veteran – **K MICHAEL BADGLEY**
Waived – **DB ALONZO DAVIS, WR GAVIN HOLMES, OL ZACK JOHNSON, C/G JIMMY MURRAY, TE JUSTIN RIGG**

August 28

Waived injured – **TE ALIZÉ MACK, DB JOSH THOMPSON, RB JONATHAN WARD**
Passed physical – **OL DILLON RADUNZ**
Placed on injured reserve – **RB HASSAN HASKINS**

August 29

Terminated vested veterans – **DT TREVON COLEY, DT JALEEL JOHNSON, LB BEN NIEMANN, DT KYLE PEKO, TE KEVIN RADER, G JORDAN ROOS**
Waived – **LB CHANCE CAMPBELL, CB SHYHEIM CARTER, DT MICHAEL DWUMFOUR, DB ERIC GARROR, WR TRE'SHAUN HARRISON, CB STEVEN JONES JR., S TYREQUE JONES, WR MASON KINSEY, OL JOHN LEGLUE, DB ARMANI MARSH, DE TK McLENDON JR., WR RACEY McMATH, TE THOMAS ODUKOYA, T JOHN OJUKWU, OLB SAM OKUAYINONU, RB JACQUES PATRICK, WR REGGIE ROBERSON JR., OL ANDREW RUPCICH, OLB THOMAS RUSH**

Waived injured – **NT TYLER SHELVIN**

Placed on reserve/physically unable to perform – **CB CALEB FARLEY**

Placed on Commissioner exempt list – **RB HASSAN HASKINS**

Placed on reserve/suspended by Commissioner – **OL NICHOLAS PETIT-FRERE**

Traded – a 2025 seventh-round pick to the New England Patriots for **K NICK FOLK**

August 30

Claimed – **CB KINDLE VILDOR** off waivers from the Chicago Bears

Terminated vested veteran – **C/G COREY LEVIN**

Signed to the practice squad – **LB CHANCE CAMPBELL, CB SHYHEIM CARTER, DT MICHAEL DWUMFOUR, DB ERIC GARROR, WR TRE'SHAUN HARRISON, WR MASON KINSEY, DB ARMANI MARSH, DE TK McLENDON JR., TE THOMAS ODUKOYA, T JOHN OJUKWU, OLB SAM OKUAYINONU, DT KYLE PEKO, TE KEVIN RADER, G JORDAN ROOS, OL ANDREW RUPCICH, OLB THOMAS RUSH**

Waived with an injury settlement – **DB JOSH THOMPSON, RB JONATHAN WARD**

August 31

Placed on injured reserve – **WR KYLE PHILIPS**

Terminated vested veteran – **T JUSTIN MURRAY**

Signed as free agents – **C/G COREY LEVIN, OLB TREVIS GIPSON**

Released from the practice squad – **OLB SAM OKUAYINONU**

Signed to the practice squad – **K CADE YORK**

September 4

Waived with an injury settlement – **TE ALIZÉ MACK**

September 7

Waived with an injury settlement – **NT TYLER SHELVIN**

September 9

Activated from the practice squad to the active roster standard elevation – **T JUSTIN MURRAY, DT KYLE PEKO**

September 14

Released from the practice squad – **G JORDAN ROOS**

Signed to the practice squad – **RB JACQUES PATRICK**

September 16

Activated from the practice squad to the active roster standard elevation – **CB ERIC GARROR, DT KYLE PEKO**

TENNESSEE TITANS UNOFFICIAL DEPTH CHART

OFFENSE

WR	16	Treyton Burks	11	Chris Moore	<u>5</u>	<u>Kearis Jackson</u>
TE	88	Trevon Wesco				
LT	71	Andre Dillard	<u>79</u>	<u>Jaelyn Duncan</u>		
LG	<u>77</u>	<u>Peter Skoronski</u>	67	Xavier Newman		
C	55	Aaron Brewer	62	Corey Levin	67	Xavier Newman
RG	60	Daniel Brunskill	75	Dillon Radunz	62	Corey Levin
RT	66	Chris Hubbard	75	Dillon Radunz		
TE	85	Chig Okonkwo	<u>81</u>	<u>Josh Whyte</u>		
WR	10	DeAndre Hopkins	15	Nick Westbrook-Ikhine	<u>14</u>	<u>Colton Dowell</u>
QB	17	Ryan Tannehill	7	Malik Willis	<u>8</u>	<u>Will Levis</u>
RB	22	Derrick Henry	<u>32</u>	<u>Tyjae Spears</u>	36	Julius Chestnut

DEFENSE

DE	96	Denico Autry	92	Jayden Peevy		
NT	93	Teair Tart	90	Naquan Jones		
DT	98	Jeffery Simmons				
OLB	49	Arden Key	99	Rashad Weaver	<u>42</u>	<u>Caleb Murphy</u>
ILB	2	Azeez Al-Shaair	57	Luke Gifford		
ILB	50	Jack Gibbens	56	Monty Rice	<u>41</u>	<u>Otis Reese IV</u>
OLB	58	Harold Landry III	51	Trevis Gipson		
CB	0	Sean Murphy-Bunting	21	Roger McCreary	<u>40</u>	<u>Anthony Kendall</u>
S	31	Kevin Byard	24	Elijah Molden		
S	37	Amani Hooker	44	Mike Brown	<u>39</u>	<u>Matthew Jackson</u>
CB	26	Kristian Fulton	23	Tre Avery	20	Kindle Vildor

SPECIAL TEAMS

K	6	Nick Folk	4	Ryan Stonehouse		
KO	6	Nick Folk	4	Ryan Stonehouse		
P	4	Ryan Stonehouse	6	Nick Folk		
H	4	Ryan Stonehouse	17	Ryan Tannehill		
PR	<u>5</u>	<u>Kearis Jackson</u>	37	Amani Hooker		
KOR	<u>5</u>	<u>Kearis Jackson</u>	<u>32</u>	<u>Tyjae Spears</u>	36	Julius Chestnut
LS	46	Morgan Cox	50	Jack Gibbens		

Rookies are underlined

As of Sept. 18, 2023

TITANS PRONUNCIATION GUIDE

AZEEZ AL-SHAAIR (uh-ZEEZ al-SHY-er); **TREYLON Burks** (TRAY-lin); **Kevin BYARD** (BY-urd); **KEARIS Jackson** (key-AIR-iss); **John LEGLUE** (leh-GLOO); **XAVIER Newman** (ZAY-vee-er); **Chig OKONKWO** (oh-KAHN-kwoh); **Dillon RADUNZ** (RAY-dinz); **Peter SKORONSKI** (skuh-RON-ski); **TYJAE Spears** (TAH-zhay); **Ryan TANNEHILL** (TAN-uh-hill); **TEAIR Tart** (tee-AIR); **Nick Westbrook-IKHINE** (uh-KEEN-ay); **Josh WHYLE** (WHY-lee)

TENNESSEE TITANS ROSTER BY EXPERIENCE

<u>16TH YEAR</u>		<u>5TH YEAR</u>		<u>2ND YEAR</u>		<u>UNDRAFTED ROOKIES</u>	
Nick Folk	K	Azeez Al-Shaair	LB	Tre Avery	CB	Shakel Brown (IR)	DT
		Daniel Brunskill	OL	Treyton Burks	WR	Kearis Jackson	WR
		Andre Dillard	T	Julius Chestnut	RB	Matthew Jackson	S
<u>14TH YEAR</u>		Luke Gifford	LB	Hassan Haskins*	RB	Anthony Kendall	CB
Morgan Cox	LS	Amani Hooker	S	Roger McCreary	CB	Caleb Murphy	OLB
		Corey Levin	C/G	Chig Okonkwo	TE	Otis Reese IV	LB
<u>12TH YEAR</u>		Sean Murphy-Bunting	CB	Nicholas Petit-Frere (R/SUS)	OL		
Ryan Tannehill	QB	Jeffery Simmons	DT	Kyle Phillips (IR)	WR	As of Sept. 18, 2023	
		Trevon Wesco	TE	Ryan Stonehouse	P		
<u>11TH YEAR</u>				Malik Willis	QB	* On commissioner exempt list	
DeAndre Hopkins	WR						
		<u>4TH YEAR</u>					
		Aaron Brewer	G/C				
<u>10TH YEAR</u>		Kristian Fulton	CB	<u>1ST YEAR</u>			
Denico Autry	OLB	Trevis Gipson	OLB	Mike Brown	S		
Chris Hubbard	OL	Teair Tart	DT	Jack Gibbens	LB		
		Kindle Vildor	CB	Xavier Newman	C/G		
<u>8TH YEAR</u>		Nick Westbrook-Ikhine	WR	Jayden Peevy	DT		
Kevin Byard	S						
Derrick Henry	RB			<u>ROOKIE DRAFT PICKS</u>			
Chris Moore	WR	<u>3RD YEAR</u>		Colton Dowell	WR		
		Caleb Farley (PUP)	CB	Jaelyn Duncan	OL		
<u>6TH YEAR</u>		Naquan Jones	DT	Will Levis	QB		
Arden Key	OLB	Elijah Molden	CB	Peter Skoronski	OL		
Harold Landry III	OLB	Dillon Radunz	OL	Tyjae Spears	RB		
		Monty Rice	LB	Josh Whyle	TE		
		Rashad Weaver	OLB				

TENNESSEE TITANS ROSTER BY DRAFT ROUND

<u>ROUND 1</u>			<u>ROUND 4</u>			<u>UNDRAFTED</u>		
Player	Pos.	Year	Player	Pos.	Year	Player	Pos.	Year
Peter Skoronski	OL	2023	Hassan Haskins *	RB	2022	Shakel Brown (IR)	DT	2023
Treyton Burks	WR	2022	Chig Okonkwo	TE	2022	Kearis Jackson	WR	2023
Caleb Farley (PUP)	CB	2021	Rashad Weaver	OLB	2021	Matthew Jackson	S	2023
Andre Dillard	T	2019 (Phi)	Amani Hooker	S	2019	Anthony Kendall	CB	2023
Jeffery Simmons	DT	2019	Trevon Wesco	TE	2019 (NYJ)	Caleb Murphy	OLB	2023
DeAndre Hopkins	WR	2013 (Hou)	Chris Moore	WR	2016 (Bal)	Otis Reese IV	LB	2023
Ryan Tannehill	QB	2012 (Mia)				Tre Avery	CB	2022
			<u>ROUND 5</u>			Mike Brown	S	2022 (Min)
<u>ROUND 2</u>			<u>Player</u>	<u>Pos.</u>	<u>Year</u>	Julius Chestnut	RB	2022
Will Levis	QB	2023	Josh Whyle	TE	2023	Jack Gibbens	LB	2022
Roger McCreary	CB	2022	Kyle Phillips (IR)	WR	2022	Xavier Newman	C/G	2022
Dillon Radunz	T	2021	Trevis Gipson	OLB	2020 (Chi)	Jayden Peevy	DT	2022
Kristian Fulton	CB	2020	Kindle Vildor	CB	2020 (Chi)	Ryan Stonehouse	P	2022
Sean Murphy-Bunting	CB	2019 (TB)				Naquan Jones	DT	2021
Harold Landry III	OLB	2018	<u>ROUND 6</u>			Aaron Brewer	G/C	2020
Derrick Henry	RB	2016	<u>Player</u>	<u>Pos.</u>	<u>Year</u>	Teair Tart	DT	2020
			Jaelyn Duncan	OL	2023	Nick Westbrook-Ikhine	WR	2020
<u>ROUND 3</u>			Corey Levin	C/G	2017	Azeez Al-Shaair	LB	2019 (SF)
Tyjae Spears	RB	2023	Nick Folk	K	2007 (Dal)	Luke Gifford	LB	2019 (Dal)
Nicholas Petit-Frere (R/SUS)	OL	2022				Daniel Brunskill	OL	2017 (Atl)
Malik Willis	QB	2022	<u>ROUND 7</u>			Denico Autry	OLB	2014 (Oak)
Elijah Molden	CB	2021	<u>Player</u>	<u>Pos.</u>	<u>Year</u>	Chris Hubbard	OL	2013 (Pit)
Monty Rice	LB	2021	Colton Dowell	WR	2023	Morgan Cox	LS	2010 (Bal)
Arden Key	OLB	2018 (Oak)						
Kevin Byard	S	2016						

* On commissioner exempt list

As of Sept. 18, 2023

GAME PREVIEW

TEAM NOTES

PLAYER NOTES

MEDIA

STATISTICS

ROSTERS

HOW THE TENNESSEE TITANS WERE BUILT

YEAR	DRAFTEES (20)	FREE AGENTS (29)	TRADES/WAIVERS (4)
2023	OL Peter Skoronski (1)	LB Azeez Al-Shaair (UFA-SF)	K Nick Folk (T-NE)
	QB Will Levis (2)	OL Daniel Brunskill (UFA-SF)	CB Kindle Vildor (W-CHI)
	RB Tyjae Spears (3)	T Andre Dillard (UFA-PHI)	
	TE Josh Whyle (5)	LB Luke Gifford (UFA-DAL)	
	OL Jaelyn Duncan (6)	OLB Arden Key (UFA-JAX)	
	WR Colton Dowell (7)	CB Sean Murphy-Bunting (UFA-TB)	
		TE Trevon Wesco (UFA-CHI)	
	WR Chris Moore (UFA-HOU)		
	S Matthew Jackson (FA)		
	CB Anthony Kendall (FA)		
	OLB Caleb Murphy (FA)		
	LB Otis Reese IV (FA)		
	WR Kearis Jackson (FA)		
	WR DeAndre Hopkins (FA)		
	OL Chris Hubbard (FA)		
	OLB Trevis Gipson (FA)		
2022	WR Treyton Burks (1)	CB Tre Avery (FA)	
	CB Roger McCreary (2)	RB Julius Chestnut (FA)	
	QB Malik Willis (3b)	LB Jack Gibbens (FA)	
	TE Chig Okonkwo (4b)	C/G Xavier Newman (FA)	
	DT Jayden Peevy (FA)		
	P Ryan Stonehouse (FA)		
	S Mike Brown (FA)		
2021	OL Dillon Radunz (2)	DL Denico Autry (UFA-IND)	C/G Corey Levin (W-NYJ)
	LB Monty Rice (3a)	LS Morgan Cox (UFA-BAL)	
	DB Elijah Molden (3b)	DT Naquan Jones (FA)	
	OLB Rashad Weaver (4b)		
2020	CB Kristian Fulton (2)	G/C Aaron Brewer (FA)	
		DT Teair Tart (FA)	
		WR Nick Westbrook-Ikhine (FA)	
2019	DT Jeffery Simmons (1)		QB Ryan Tannehill (T-MIA)
	S Amani Hooker (4)		
2018	OLB Harold Landry III (2)		
2016	RB Derrick Henry (2c)		
	S Kevin Byard (3)		

As of Sept. 18, 2023

TENNESSEE TITANS POSITIONAL ROSTER - OFFENSE

QUARTERBACKS (3)

8	Levis, Will	QB	6-4	229	6/27/99	R	Kentucky	Madison, Conn.	D2-'23
17	Tannehill, Ryan	QB	6-4	217	7/27/88	12	Texas A&M	Big Spring, Texas	T (MIA)-'19
7	Willis, Malik	QB	6-1	219	5/25/99	2	Liberty	Atlanta, Ga.	D3b-'22

RUNNING BACKS (3)

36	Chestnut, Julius	RB	5-11	228	10/26/00	2	Sacred Heart	Bowie, Md.	FA-'22
22	Henry, Derrick	RB	6-3	247	1/4/94	8	Alabama	Yulee, Fla.	D2c-'16
32	Spears, Tyjae	RB	5-11	195	6/15/01	R	Tulane	Ponchatoula, La.	D3-'23

WIDE RECEIVERS (6)

16	Burks, Treyton	WR	6-2	225	3/23/00	2	Arkansas	Warren, Ark.	D1-'22
14	Dowell, Colton	WR	6-3	212	4/19/99	R	Tennessee-Martin	Lebanon, Tenn.	D7-'23
10	Hopkins, DeAndre	WR	6-1	212	6/6/92	11	Clemson	Central, S.C.	FA-'23
5	Jackson, Kearis	WR	5-11	196	12/9/99	R	Georgia	Fort Valley, Ga.	FA-'23
11	Moore, Chris	WR	6-1	200	6/16/93	8	Cincinnati	Tampa, Fla.	UFA (HOU)-'23
15	Westbrook-Ikhine, Nick	WR	6-2	211	3/21/97	4	Indiana	Lake Mary, Fla.	FA-'20

TIGHT ENDS (3)

85	Okonkwo, Chig	TE	6-3	238	9/8/99	2	Maryland	Powder Springs, Ga.	D4b-'22
88	Wesco, Trevon	TE	6-3	267	9/12/95	5	West Virginia	Martinsburg, W.Va.	UFA (CHI)-'23
81	Whyle, Josh	TE	6-7	248	9/8/99	R	Cincinnati	Cincinnati, Ohio	D5-'23

CENTERS (3)

55	Brewer, Aaron	G/C	6-1	295	10/28/97	4	Texas State	Dallas, Texas	FA-'20
62	Levin, Corey	C/G	6-4	307	8/12/94	5	Chattanooga	Dacula, Ga.	FA-'21
67	Newman, Xavier	C/G	6-2	297	8/4/99	1	Baylor	Desoto, Texas	FA-'22

GUARDS (3)

60	Brunskill, Daniel	OL	6-5	300	1/27/94	5	San Diego State	Valley Center, Calif.	UFA (SF)-'23
75	Radunz, Dillon	OL	6-6	301	3/28/98	3	North Dakota State	Becker, Minn.	D2-'21
77	Skoronski, Peter	OL	6-4	313	7/31/01	R	Northwestern	Park Ridge, Ill.	D1-'23

TACKLES (3)

71	Dillard, Andre	T	6-5	315	10/3/95	5	Washington State	Woodinville, Wash.	UFA (PHI)-'23
79	Duncan, Jaelyn	OL	6-6	306	7/8/00	R	Maryland	New Carrollton, Md.	D6-'23
66	Hubbard, Chris	OL	6-4	295	4/23/91	10	Alabama-Birmingham	Columbus, Ga.	FA-'23

LONG SNAPPER (1)

46	Cox, Morgan	LS	6-4	233	4/26/86	14	Tennessee	Collierville, Tenn.	UFA (BAL)-'21
----	-------------	----	-----	-----	---------	----	-----------	---------------------	---------------

PLACEKICKERS (1)

6	Folk, Nick	K	6-1	225	11/5/84	16	Arizona	Sherman Oaks, Calif.	T (NE)-'23
---	------------	---	-----	-----	---------	----	---------	----------------------	------------

As of Sept. 18, 2023

TENNESSEE TITANS POSITIONAL ROSTER - DEFENSE

DEFENSIVE LINEMEN (5)

96	Autry, Denico	DL	6-5	285	7/15/90	10	Mississippi State	Albemarle, N.C.	UFA (IND)-'21
90	Jones, Naquan	DT	6-3	313	2/5/98	3	Michigan State	Evanston, Ill.	FA-'21
92	Peevy, Jayden	DT	6-5	308	9/3/99	1	Texas A&M	Bellaire, Texas	FA-'22
98	Simmons, Jeffery	DL	6-4	305	7/28/97	5	Mississippi State	Macon, Miss.	D1-'19
93	Tart, Teair	DT	6-2	304	2/28/97	4	Florida International	Philadelphia, Pa.	FA-'20

LINEBACKERS (10)

2	Al-Shaair, Azeez	LB	6-2	228	8/4/97	5	Florida Atlantic	Tampa, Fla.	UFA (SF)-'23
50	Gibbens, Jack	LB	6-3	242	11/24/98	1	Minnesota	Bulverde, Texas	FA-'22
57	Gifford, Luke	LB	6-3	243	8/28/95	5	Nebraska	Lincoln, Neb.	UFA (DAL)-'23
51	Gipson, Trevis	OLB	6-4	263	6/13/97	4	Tulsa	Cedar Hill, Texas	FA-'23
49	Key, Arden	OLB	6-5	240	5/3/96	6	Louisiana State	Atlanta, Ga.	UFA (JAX)-'23
58	Landry III, Harold	OLB	6-2	252	6/5/96	6	Boston College	Spring Lake, N.C.	D2-'18
42	Murphy, Caleb	OLB	6-3	254	12/15/99	R	Ferris State	Dowagiac, Mich.	FA-'23
41	Reese IV, Otis	LB	6-3	214	7/2/98	R	Mississippi	Leesburg, Ga.	FA-'23
56	Rice, Monty	LB	6-0	233	1/8/99	3	Georgia	Huntsville, Ala.	D3a-'21
99	Weaver, Rashad	OLB	6-4	259	11/10/97	3	Pittsburgh	Fort Lauderdale, Fla.	D4b-'21

CORNERBACKS (6)

23	Avery, Tre	CB	5-11	181	2/26/97	2	Rutgers	Baltimore, Md.	FA-'22
26	Fulton, Kristian	CB	5-11	197	9/3/98	4	Louisiana State	New Orleans, La.	D2-'20
40	Kendall, Anthony	CB	5-10	177	12/17/99	R	Baldwin Wallace	Port Richey, Fla.	FA-'23
21	McCreary, Roger	CB	5-11	190	2/10/00	2	Auburn	Mobile, Ala.	D2-'22
0	Murphy-Bunting, Sean	CB	6-0	195	6/19/97	5	Central Michigan	Macomb, Mich.	UFA (TB)-'23
20	Vildor, Kindle	CB	5-11	189	12/11/97	4	Georgia Southern	College Park, Ga.	W (CHI)-'23

SAFETIES (5)

44	Brown, Mike	S	6-1	215	4/7/99	1	Miami (Ohio)	Grand Rapids, Mich.	FA-'22
31	Byard, Kevin	S	5-11	212	8/17/93	8	Middle Tennessee State	Lithonia, Ga.	D3-'16
37	Hooker, Amani	S	5-11	210	6/14/98	5	Iowa	Minneapolis, Minn.	D4-'19
39	Jackson, Matthew	S	6-1	209	11/9/98	R	Eastern Kentucky	Nashville, Tenn.	FA-'23
24	Molden, Elijah	DB	5-10	192	1/30/99	3	Washington	West Linn, Ore.	D3b-'21

PUNTERS (1)

4	Stonehouse, Ryan	P	5-10	193	5/11/99	2	Colorado State	La Verne, Calif.	FA-'22
---	------------------	---	------	-----	---------	---	----------------	------------------	--------

As of Sept. 18, 2023

TENNESSEE TITANS ALPHABETICAL ROSTER

NO.	NAME	POS.	HT.	WT.	BIRTHDATE	EXP.	COLLEGE	HOMETOWN	ACQUIRED
2	Al-Shaair, Azeez	LB	6-2	228	8/4/97	5	Florida Atlantic	Tampa, Fla.	UFA (SF)-'23
96	Autry, Denico	DL	6-5	285	7/15/90	10	Mississippi State	Albemarle, N.C.	UFA (IND)-'21
23	Avery, Tre	CB	5-11	181	2/26/97	2	Rutgers	Baltimore, Md.	FA-'22
55	Brewer, Aaron	G/C	6-1	295	10/28/97	4	Texas State	Dallas, Texas	FA-'20
44	Brown, Mike	S	6-1	215	4/7/99	1	Miami (Ohio)	Grand Rapids, Mich.	FA-'22
60	Brunskill, Daniel	OL	6-5	300	1/27/94	5	San Diego State	Valley Center, Calif.	UFA (SF)-'23
16	Burks, Treyton	WR	6-2	225	3/23/00	2	Arkansas	Warren, Ark.	D1-'22
31	Byard, Kevin	S	5-11	212	8/17/93	8	Middle Tennessee State	Lithonia, Ga.	D3-'16
36	Chestnut, Julius	RB	5-11	228	10/26/00	2	Sacred Heart	Bowie, Md.	FA-'22
46	Cox, Morgan	LS	6-4	233	4/26/86	14	Tennessee	Collierville, Tenn.	UFA (BAL)-'21
71	Dillard, Andre	T	6-5	315	10/3/95	5	Washington State	Woodinville, Wash.	UFA (PHI)-'23
14	Dowell, Colton	WR	6-3	212	4/19/99	R	Tennessee-Martin	Lebanon, Tenn.	D7-'23
79	Duncan, Jaelyn	OL	6-6	306	7/8/00	R	Maryland	New Carrollton, Md.	D6-'23
6	Folk, Nick	K	6-1	225	11/5/84	16	Arizona	Sherman Oaks, Calif.	T (NE)-'23
26	Fulton, Kristian	CB	5-11	197	9/3/98	4	Louisiana State	New Orleans, La.	D2-'20
50	Gibbens, Jack	LB	6-3	242	11/24/98	1	Minnesota	Bulverde, Texas	FA-'22
57	Gifford, Luke	LB	6-3	243	8/28/95	5	Nebraska	Lincoln, Neb.	UFA (DAL)-'23
51	Gipson, Trevis	OLB	6-4	263	6/13/97	4	Tulsa	Cedar Hill, Texas	FA-'23
22	Henry, Derrick	RB	6-3	247	1/4/94	8	Alabama	Yulee, Fla.	D2c-'16
37	Hooker, Amani	S	5-11	210	6/14/98	5	Iowa	Minneapolis, Minn.	D4-'19
10	Hopkins, DeAndre	WR	6-1	212	6/6/92	11	Clemson	Central, S.C.	FA-'23
66	Hubbard, Chris	OL	6-4	295	4/23/91	10	Alabama-Birmingham	Columbus, Ga.	FA-'23
5	Jackson, Kearis	WR	5-11	196	12/9/99	R	Georgia	Fort Valley, Ga.	FA-'23
39	Jackson, Matthew	S	6-1	209	11/9/98	R	Eastern Kentucky	Nashville, Tenn.	FA-'23
90	Jones, Naquan	DT	6-3	313	2/5/98	3	Michigan State	Evanston, Ill.	FA-'21
40	Kendall, Anthony	CB	5-10	177	12/17/99	R	Baldwin Wallace	Port Richey, Fla.	FA-'23
49	Key, Arden	OLB	6-5	240	5/3/96	6	Louisiana State	Atlanta, Ga.	UFA (JAX)-'23
58	Landry III, Harold	OLB	6-2	252	6/5/96	6	Boston College	Spring Lake, N.C.	D2-'18
62	Levin, Corey	C/G	6-4	307	8/12/94	5	Chattanooga	Dacula, Ga.	FA-'21
8	Levis, Will	QB	6-4	229	6/27/99	R	Kentucky	Madison, Conn.	D2-'23
21	McCreary, Roger	CB	5-11	190	2/10/00	2	Auburn	Mobile, Ala.	D2-'22
24	Molden, Elijah	DB	5-10	192	1/30/99	3	Washington	West Linn, Ore.	D3b-'21
11	Moore, Chris	WR	6-1	200	6/16/93	8	Cincinnati	Tampa, Fla.	UFA (HOU)-'23
42	Murphy, Caleb	OLB	6-3	254	12/15/99	R	Ferris State	Dowagiac, Mich.	FA-'23
0	Murphy-Bunting, Sean	CB	6-0	195	6/19/97	5	Central Michigan	Macomb, Mich.	UFA (TB)-'23
67	Newman, Xavier	C/G	6-2	297	8/4/99	1	Baylor	Desoto, Texas	FA-'22
85	Okonkwo, Chig	TE	6-3	238	9/8/99	2	Maryland	Powder Springs, Ga.	D4b-'22
92	Peavy, Jayden	DT	6-5	308	9/3/99	1	Texas A&M	Bellaire, Texas	FA-'22
75	Radunz, Dillon	OL	6-6	301	3/28/98	3	North Dakota State	Becker, Minn.	D2-'21
41	Reese IV, Otis	LB	6-3	214	7/2/98	R	Mississippi	Leesburg, Ga.	FA-'23
56	Rice, Monty	LB	6-0	233	1/8/99	3	Georgia	Huntsville, Ala.	D3a-'21
98	Simmons, Jeffery	DT	6-4	305	7/28/97	5	Mississippi State	Macon, Miss.	D1-'19
77	Skoronski, Peter	OL	6-4	313	7/31/01	R	Northwestern	Park Ridge, Ill.	D1-'23
32	Spears, Tyjae	RB	5-11	195	6/15/01	R	Tulane	Ponchatoula, La.	D3-'23
4	Stonehouse, Ryan	P	5-10	193	5/11/99	2	Colorado State	La Verne, Calif.	FA-'22
17	Tannehill, Ryan	QB	6-4	217	7/27/88	12	Texas A&M	Big Spring, Texas	T (MIA)-'19
93	Tart, Tear	DT	6-2	304	2/28/97	4	Florida International	Philadelphia, Pa.	FA-'20
20	Vildor, Kindle	CB	5-11	189	12/11/97	4	Georgia Southern	College Park, Ga.	W (CHI)-'23
99	Weaver, Rashad	OLB	6-4	259	11/10/97	3	Pittsburgh	Fort Lauderdale, Fla.	D4b-'21
88	Wesco, Trevon	TE	6-3	267	9/12/95	5	West Virginia	Martinsburg, W.Va.	UFA (CHI)-'23
15	Westbrook-Ikhine, Nick	WR	6-2	211	3/21/97	4	Indiana	Lake Mary, Fla.	FA-'20
81	Whyte, Josh	TE	6-7	248	9/8/99	R	Cincinnati	Cincinnati, Ohio	D5-'23
7	Willis, Malik	QB	6-1	219	5/25/99	2	Liberty	Atlanta, Ga.	D3b-'22
PRACTICE SQUAD (17):									
45	Campbell, Chance	LB	6-2	232	10/8/99	2	Mississippi	Ellicott City, Md.	D6b-'22
28	Carter, Shyheim	DB	5-10	194	12/15/97	1	Alabama	Kentwood, La.	FA-'22
97	Dwumfour, Michael	DT	6-1	296	1/1/98	2	Michigan	Scotch Plains, N.J.	FA-'23
33	Garror, Eric	DB	5-8	174	3/31/00	R	Louisiana-Lafayette	Mobile, Ala.	FA-'23
82	Harrison, Tre'Shaun	WR	5-11	188	6/26/00	R	Oregon State	Seattle, Wash.	FA-'23
12	Kinsey, Mason	WR	5-11	200	8/29/98	1	Berry College	Demorest, Ga.	FA-'21
38	Marsh, Armani	DB	5-9	182	2/17/99	R	Washington State	Spokane, Wash.	FA-'23
69	McLendon Jr., TK	DE	6-4	275	2/27/99	R	Eastern Kentucky	Soperton, Ga.	FA-'23
73	Murray, Justin	T	6-5	315	4/19/93	6	Cincinnati	Cincinnati, Ohio	FA-'23
89	Odukoya, Thomas	TE	6-6	253	5/5/97	1	Eastern Michigan	Almere, Netherlands	FA-'22
61	Ojukwu, John	OL	6-5	309	1/9/99	R	Boise State	Boise, Idaho	FA-'23
35	Patrick, Jacques	RB	6-2	239	1/7/97	1	Florida State	Orlando, Fla.	FA-'23
95	Peko, Kyle	DT	6-1	305	7/23/93	5	Oregon State	La Habra, Calif.	FA-'23
86	Rader, Kevin	TE	6-4	250	4/26/95	3	Youngstown State	Pittsburgh, Pa.	FA-'22
76	Rupcich, Andrew	OL	6-6	318	4/1/99	1	Culver-Stockton	Wonder Lake, Ill.	FA-'22
48	Rush, Thomas	OLB	6-3	251	1/31/00	R	Minnesota	Marysville, Ohio	FA-'23
13	York, Cade	K	6-1	206	1/27/01	2	Louisiana State	McKinney, Texas	FA-'23
RESERVE/INJURED (2):									
91	Brown, Shakel (8/14)	DT	6-3	295	12/4/98	R	Troy	Miami, Fla.	FA-'23
18	Philips, Kyle * (8/31)	WR	5-11	189	6/17/99	2	UCLA	San Marcos, Calif.	D5-'22
RESERVE/PHYSICALLY UNABLE TO PERFORM (1):									
3	Farley, Caleb	CB	6-2	197	11/2/98	3	Virginia Tech	Maiden, N.C.	D1-'21
COMMISSIONER EXEMPT (1):									
25	Haskins, Hassan	RB	6-2	228	11/26/99	2	Michigan	St. Louis, Mo.	D4a-'22
RESERVE/SUSPENDED (1):									
78	Petit-Frere, Nicholas	OL	6-5	316	9/15/99	2	Ohio State	Tampa, Fla.	D3a-'22

Active Roster Count: 53 As of Sept. 18, 2023 * - Eligible to Return From Reserve/Injured; () - date placed on IR

HEAD COACH: MIKE VRABEL

ASSISTANT COACHES: SHANE BOWEN (defensive coordinator), TIM KELLY (offensive coordinator), CRAIG AUKERMAN (assistant head coach/special teams coordinator), BRIAN BELL (assistant director of sports performance), SCOTT BOOKER (safeties), KYLAN BUTLER (offensive assistant), RYAN CROW (outside linebackers), TONY DEWS (tight ends), JUSTIN HAMILTON (defensive quality control), CHRIS HARRIS (defensive pass game coordinator/cornerbacks), JASON HOUGHTALING (offensive line), MATT JONES (offensive line assistant), BOBBY KING (inside linebackers), ZAK KUHR (inside linebackers assistant), ANTHONY LEVINE (special teams assistant), LORI LOCUST (defensive quality control), CHARLES LONDON (pass game coordinator/quarterbacks), CLINTON McMILLAN (defensive line assistant), ROB MOORE (wide receivers), PAT O'HARA (passing game analyst), JUSTIN OUTTEN (run game coordinator/running backs), FRANK PIRAINO (director of sports performance), TOM QUINN (special teams assistant), HALEY ROBERTS (sports performance assistant), TYLER ROUSE (sports performance assistant), LUKE STOCKER (offensive assistant), JOHN STREICHER (director of football administration), MIKE SULLIVAN (assistant offensive line), TERRELL WILLIAMS (assistant head coach - defense/defensive line)

GAME PREVIEW

TEAM NOTES

PLAYER NOTES

MEDIA

STATISTICS

ROSTERS

TENNESSEE TITANS NUMERICAL ROSTER

NO.	NAME	POS.	HT.	WT.	AGE	EXP.	COLLEGE	HOMETOWN	ACQUIRED
0	Sean Murphy-Bunting	CB	6-0	195	26	5	Central Michigan	Macomb, Mich.	UFA (TB)-'23
2	Azeez Al-Shaair	LB	6-2	228	26	5	Florida Atlantic	Tampa, Fla.	UFA (SF)-'23
4	Ryan Stonehouse	P	5-10	193	24	2	Colorado State	La Verne, Calif.	FA-'22
5	Kearis Jackson	WR	5-11	196	23	R	Georgia	Fort Valley, Ga.	FA-'23
6	Nick Folk	K	6-1	225	38	16	Arizona	Sherman Oaks, Calif.	T (NE)-'23
7	Malik Willis	QB	6-1	219	24	2	Liberty	Atlanta, Ga.	D3b-'22
8	Will Levis	QB	6-4	229	24	R	Kentucky	Madison, Conn.	D2-'23
10	DeAndre Hopkins	WR	6-1	212	31	11	Clemson	Central, S.C.	FA-'23
11	Chris Moore	WR	6-1	200	30	8	Cincinnati	Tampa, Fla.	UFA (HOU)-'23
14	Colton Dowell	WR	6-3	212	24	R	Tennessee-Martin	Lebanon, Tenn.	D7-'23
15	Nick Westbrook-Ikhine	WR	6-2	211	26	4	Indiana	Lake Mary, Fla.	FA-'20
16	Treyton Burks	WR	6-2	225	23	2	Arkansas	Warren, Ark.	D1-'22
17	Ryan Tannehill	QB	6-4	217	35	12	Texas A&M	Big Spring, Texas	T (MIA)-'19
20	Kindle Vildor	CB	5-11	189	25	4	Georgia Southern	College Park, Ga.	W (CHI)-'23
21	Roger McCreary	CB	5-11	190	23	2	Auburn	Mobile, Ala.	D2-'22
22	Derrick Henry	RB	6-3	247	29	8	Alabama	Yulee, Fla.	D2c-'16
23	Tre Avery	CB	5-11	181	26	2	Rutgers	Baltimore, Md.	FA-'22
24	Elijah Molden	DB	5-10	192	24	3	Washington	West Linn, Ore.	D3b-'21
26	Kristian Fulton	CB	5-11	197	25	4	Louisiana State	New Orleans, La.	D2-'20
31	Kevin Byard	S	5-11	212	30	8	Middle Tennessee State	Lithonia, Ga.	D3-'16
32	Tyjae Spears	RB	5-11	195	22	R	Tulane	Ponchatoula, La.	D3-'23
36	Julius Chestnut	RB	5-11	228	22	2	Sacred Heart	Bowie, Md.	FA-'22
37	Amani Hooker	S	5-11	210	25	5	Iowa	Minneapolis, Minn.	D4-'19
39	Matthew Jackson	S	6-1	209	24	R	Eastern Kentucky	Nashville, Tenn.	FA-'23
40	Anthony Kendall	CB	5-10	177	23	R	Baldwin Wallace	Port Richey, Fla.	FA-'23
41	Otis Reese IV	LB	6-3	214	25	R	Mississippi	Leesburg, Ga.	FA-'23
42	Caleb Murphy	OLB	6-3	254	23	R	Ferris State	Dowagiac, Mich.	FA-'23
44	Mike Brown	S	6-1	215	24	1	Miami (Ohio)	Grand Rapids, Mich.	FA-'22
46	Morgan Cox	LS	6-4	233	37	14	Tennessee	Collierville, Tenn.	UFA (BAL)-'21
49	Arden Key	OLB	6-5	240	27	6	Louisiana State	Atlanta, Ga.	UFA (JAX)-'23
50	Jack Gibbens	LB	6-3	242	24	1	Minnesota	Bulverde, Texas	FA-'22
51	Trevis Gipson	OLB	6-4	263	26	4	Tulsa	Cedar Hill, Texas	FA-'23
55	Aaron Brewer	G/C	6-1	295	25	4	Texas State	Dallas, Texas	FA-'20
56	Monty Rice	LB	6-0	233	24	3	Georgia	Huntsville, Ala.	D3a-'21
57	Luke Gifford	LB	6-3	243	28	5	Nebraska	Lincoln, Neb.	UFA (DAL)-'23
58	Harold Landry III	OLB	6-2	252	27	6	Boston College	Spring Lake, N.C.	D2-'18
60	Daniel Brunskill	OL	6-5	300	29	5	San Diego State	Valley Center, Calif.	UFA (SF)-'23
62	Corey Levin	C/G	6-4	307	29	5	Chattanooga	Dacula, Ga.	FA-'21
66	Chris Hubbard	OL	6-4	295	32	10	Alabama-Birmingham	Columbus, Ga.	FA-'23
67	Xavier Newman	C/G	6-2	297	24	1	Baylor	Desoto, Texas	FA-'22
71	Andre Dillard	T	6-5	315	27	5	Washington State	Woodinville, Wash.	UFA (PHI)-'23
75	Dillon Radunz	OL	6-6	301	25	3	North Dakota State	Becker, Minn.	D2-'21
77	Peter Skoronski	OL	6-4	313	22	R	Northwestern	Park Ridge, Ill.	D1-'23
79	Jaelyn Duncan	OL	6-6	306	23	R	Maryland	New Carrollton, Md.	D6-'23
81	Josh Whyte	TE	6-7	248	24	R	Cincinnati	Cincinnati, Ohio	D5-'23
85	Chig Okonkwo	TE	6-3	238	24	2	Maryland	Powder Springs, Ga.	D4b-'22
88	Trevon Wesco	TE	6-3	267	28	5	West Virginia	Martinsburg, W.Va.	UFA (CHI)-'23
90	Naquan Jones	DT	6-3	313	25	3	Michigan State	Evanston, Ill.	FA-'21
92	Jayden Peevy	DT	6-5	308	24	1	Texas A&M	Bellaire, Texas	FA-'22
93	Teair Tart	DT	6-2	304	26	4	Florida International	Philadelphia, Pa.	FA-'20
96	Denico Autry	DL	6-5	285	33	10	Mississippi State	Albemarle, N.C.	UFA (IND)-'21
98	Jeffery Simmons	DT	6-4	305	26	5	Mississippi State	Macon, Miss.	D1-'19
99	Rashad Weaver	OLB	6-4	259	25	3	Pittsburgh	Fort Lauderdale, Fla.	D4b-'21
PRACTICE SQUAD (17):									
12	Mason Kinsey	WR	5-11	200	25	1	Berry College	Demorest, Ga.	FA-'21
13	Cade York	K	6-1	206	22	2	Louisiana State	McKinney, Texas	FA-'23
28	Shyheim Carter	DB	5-10	194	25	1	Alabama	Kentwood, La.	FA-'22
33	Eric Garror	DB	5-8	174	23	R	Louisiana-Lafayette	Mobile, Ala.	FA-'23
35	Jacques Patrick	RB	6-2	239	26	1	Florida State	Orlando, Fla.	FA-'23
38	Armani Marsh	DB	5-9	182	24	R	Washington State	Spokane, Wash.	FA-'23
45	Chance Campbell	LB	6-2	232	23	2	Mississippi	Ellicott City, Md.	D6b-'22
48	Thomas Rush	OLB	6-3	251	23	R	Minnesota	Marysville, Ohio	FA-'23
61	John Ojukwu	OL	6-5	309	24	R	Boise State	Boise, Idaho	FA-'23
69	TK McLendon Jr.	DE	6-4	275	24	R	Eastern Kentucky	Soperton, Ga.	FA-'23
73	Justin Murray	T	6-5	315	30	6	Cincinnati	Cincinnati, Ohio	FA-'23
76	Andrew Ruppich	OL	6-6	318	24	1	Culver-Stockton	Wonder Lake, Ill.	FA-'22
82	Tre'Shaun Harrison	WR	5-11	188	23	R	Oregon State	Seattle, Wash.	FA-'23
86	Kevin Rader	TE	6-4	250	28	3	Youngstown State	Pittsburgh, Pa.	FA-'22
89	Thomas Odukoya	TE	6-6	253	26	1	Eastern Michigan	Almere, Netherlands	FA-'22
95	Kyle Peko	DT	6-1	305	30	5	Oregon State	La Habra, Calif.	FA-'23
97	Michael Dwumfour	DT	6-1	296	25	2	Michigan	Scotch Plains, N.J.	FA-'23
RESERVE/INJURED (2):									
18	Kyle Phillips * (8/31)	WR	5-11	189	24	2	UCLA	San Marcos, Calif.	D5-'22
91	Shakel Brown (8/14)	DT	6-3	295	24	R	Troy	Miami, Fla.	FA-'23
RESERVE/PHYSICALLY UNABLE TO PERFORM (1):									
3	Caleb Farley	CB	6-2	197	24	3	Virginia Tech	Maiden, N.C.	D1-'21
COMMISSIONER EXEMPT (1):									
25	Hassan Haskins	RB	6-2	228	23	2	Michigan	St. Louis, Mo.	D4a-'22
RESERVE/SUSPENDED (1):									
78	Nicholas Petit-Frere	OL	6-5	316	24	2	Ohio State	Tampa, Fla.	D3a-'22

Active Roster Count: 53

As of Sept. 18, 2023

* - Eligible to Return From Reserve/Injured; () - date placed on IR

HEAD COACH: MIKE VRABEL

ASSISTANT COACHES: SHANE BOWEN (defensive coordinator), TIM KELLY (offensive coordinator), CRAIG AUKERMAN (assistant head coach/special teams coordinator), BRIAN BELL (assistant director of sports performance), SCOTT BOOKER (safeties), KYLAN BUTLER (offensive assistant), RYAN CROW (outside linebackers), TONY DEWS (tight ends), JUSTIN HAMILTON (defensive quality control), CHRIS HARRIS (defensive pass game coordinator/cornerbacks), JASON HOUGHTALING (offensive line), MATT JONES (offensive line assistant), BOBBY KING (inside linebackers), ZAK KUHR (inside linebackers assistant), ANTHONY LEVINE (special teams assistant), LORI LOCUST (defensive quality control), CHARLES LONDON (pass game coordinator/quarterbacks), CLINTON McMILLAN (defensive line assistant), ROB MOORE (wide receivers), PAT O'HARA (passing game analyst), JUSTIN OUTTEN (run game coordinator/running backs), FRANK PIRAINO (director of sports performance), TOM QUINN (special teams assistant), HALEY ROBERTS (sports performance assistant), TYLER ROUSE (sports performance assistant), LUKE STOCKER (offensive assistant), JOHN STREICHER (director of football administration), MIKE SULLIVAN (assistant offensive line), TERRELL WILLIAMS (assistant head coach - defense/defensive line)

HOW ACQUIRED KEY: FA (free agent), UFA (unrestricted free agent), RFA (restricted free agent), D (draft pick), W (waivers), T (trade)