



**PRESEASON  
GAME 3**

# WEEKLY RELEASE



SATURDAY, AUGUST 27, 2022



# TENNESSEE TITANS

## PRESS RELEASE

ASCENSION SAINT THOMAS SPORTS PARK | 460 Great Circle Road | Nashville, TN 37228 | 615-565-4100 | TennesseeTitans.com | @Titans

ROBBIE BOHREN Vice President of Football Communications | DWIGHT SPRADLIN Director of Media Relations  
JARED PUFFER Media Relations Manager | KIM SMITH Media Relations Coordinator

FOR IMMEDIATE RELEASE

AUGUST 22, 2022



## TITANS CONCLUDE PRESEASON AGAINST CARDINALS



Tennessee Titans (1-1) vs. Arizona Cardinals (1-1)

Saturday, Aug. 27, 2022 • 6 p.m. CDT • Nissan Stadium • Nashville, Tenn. • TV: WKRN

NASHVILLE — The Tennessee Titans (1-1) conclude the preseason this week with a home game against the Arizona Cardinals (1-1). Kickoff at Nissan Stadium (capacity 69,143) is scheduled for 6 p.m. CDT on Saturday, Aug. 27.

During the week, the Titans and Cardinals will conduct a joint practice at Ascension Saint Thomas Sports Park on Wednesday, Aug. 24. The practice begins at 9:30 a.m. and is closed to the general public.

This is the second consecutive week for the Titans to practice against a preseason opponent. The Tampa Bay Buccaneers arrived last week for two practices leading up to a Saturday night matchup at Nissan Stadium that was won by the Titans.

The Titans have practiced with the Cardinals at Ascension Saint Thomas Sports Park on one prior occasion. In 2010, the clubs held a joint training camp workout two days after a preseason contest.

Arizona's visit comes nearly a full calendar year after they opened the 2021 regular season in Tennessee on Sept. 12. The Cardinals took the matchup by a score of 38-13 to claim their third consecutive victory against the Titans.

### THE BROADCAST

The game will be televised regionally on the Titans Preseason TV Network, including flagship WKRN-News 2 in Nashville. Play-by-play announcer **Dan Hellie** and analyst **Charles Davis** will call the action, and **Cory Curtis** will report from the sidelines.

During the preseason, fans in the Nashville market are able to livestream the broadcast on their mobile devices from the Titans Mobile App (iOS and Android), as well as on desktop computers and mobile web at [TennesseeTitans.com](http://TennesseeTitans.com). Restrictions apply.

Additionally, fans outside of Nashville can access live Titans preseason games with the newly-launched NFL+ subscription service, which offers [access to all out-of-market preseason games across all devices](#), live local and primetime regular season and postseason games (phone and tablet only), live local and national audio for every game, and more.

The Titans Radio Network and Nashville flagship 104.5 The Zone carry all Titans games across the Mid-South with the "Voice of the Titans" **Mike Keith**, analyst **Dave McGinnis**, sideline reporter **Amie Wells** and gameday host **Rhett Bryan**.

### FINAL TUNEUP BEFORE REGULAR SEASON

The work against the Cardinals represents the final time executive vice president/general manager **Jon Robinson** and head coach **Mike Vrabel** will get a look at their team against an opposing club prior to final cuts. The roster needs to be trimmed from 85 to 80 players by Aug. 23 and finally to 53 players by Aug. 30. On Sept. 11, the Titans commence the regular season at home against the New York Giants.

The Titans picked up their first win of the preseason last week, defeating the Buccaneers 13-3. With starter **Ryan Tannehill** out of the lineup, rookie **Malik Willis** started at quarterback and played into the third quarter for the second consecutive game. The third-rounder from Liberty passed for 80 yards, including a six-yard touchdown to another draft pick, fourth-round tight end **Chig Okonkwo**. Willis added 42 rushing yards in the win.

The Titans defense thwarted Tampa Bay's offense for the majority of the evening, allowing only nine first downs and forcing a pair of turnovers. Inside linebacker **Joe Jones** recorded an interception, and outside linebacker **Rashad Weaver** recovered a fumble. The turnovers led to 10 total points.

### THE CARDINALS

Led by head coach **Kliff Kingsbury**, who arrived in Arizona in 2019, the Cardinals went 11-6 in 2021 to earn a wild card playoff berth and their first appearance in the postseason since 2015.

Cardinals quarterback **Kyler Murray**, the first-overall draft pick in 2019, became the first player in NFL history with at least 70 passing touchdowns and 20 rushing touchdowns in his first three seasons. He was named to the Pro Bowl to conclude the 2020 and 2021 campaigns.

## 2022 TITANS SCHEDULE

### PRESEASON

Day	Date	Opponent	Kickoff/ Result	TV/ Score
Thu	8/11	at Baltimore	L	10-23
Sat	8/20	TAMPA BAY	W	13-3
Sat	8/27	ARIZONA	6 p.m.	WKRN

### REGULAR SEASON

Day	Date	Opponent	Kickoff	TV
Sun	9/11	N.Y. GIANTS	3:25 p.m.	FOX
Mon	9/19	at Buffalo	6:15 p.m.	ESPN
Sun	9/25	LAS VEGAS	Noon	FOX
Sun	10/2	at Indianapolis	Noon	FOX
Sun	10/9	at Washington	Noon*	CBS
Sun	10/16	BYE		
Sun	10/23	INDIANAPOLIS	Noon*	CBS
Sun	10/30	at Houston	3:05 p.m.*	CBS
Sun	11/6	at Kansas City	7:20 p.m.*	NBC
Sun	11/13	DENVER	Noon*	CBS
Thu	11/17	at Green Bay	7:15 p.m.	Prime Video
Sun	11/27	CINCINNATI	Noon*	CBS
Sun	12/4	at Philadelphia	Noon*	FOX
Sun	12/11	JACKSONVILLE	Noon*	CBS
Sun	12/18	at L.A. Chargers	3:25 p.m.*	CBS
Sat	12/24	HOUSTON	Noon*	CBS
Thu	12/29	DALLAS	7:15 p.m.	Prime Video
Sat/Sun	1/7-1/8	at Jacksonville	TBD	TBD

All kickoff times Central \* Time, TV subject to change  
All games on Titans Radio Network (flagship 104.5 The Zone)

## PRESEASON AFC SOUTH STANDINGS

TEAM	W	L	T	PCT
Houston Texans	2	0	0	1.000
Tennessee Titans	1	1	0	0.500
Indianapolis Colts	0	2	0	0.000
Jacksonville Jaguars	0	2	0	0.000

**LAST WEEK:** Hou 24 at LAR 20, Det 27 at Ind 26, TB 3 at Ten 13, Pit 16 at Jax 15

**THIS WEEK (central time):** SF at Hou (Thu 7:15), Jax at Atl (Sat 2:00), Ari at Ten (Sat 6:00), TB at Ind (Sat 6:30)

**IN TWO WEEKS (central time):** Ind at Hou (Sun 12:00), Jax at Was (Sun 12:00), NYG at Ten (Sun 3:25)

## GAME INFORMATION

**Date of Game** ..... Saturday, Aug. 27, 2022  
**Kickoff Time** ..... 6 p.m. CDT  
**Venue** ..... Nissan Stadium  
**Location** ..... Nashville, Tenn.  
**Opened in** ..... 1999  
**Surface** ..... Natural Grass  
**Capacity** ..... 69,143

**Home Team** ..... Tennessee Titans (1-1)  
**Website** ..... [www.TennesseeTitans.com](http://www.TennesseeTitans.com)  
**Media Guide** ..... [www.TennesseeTitans.com/Media](http://www.TennesseeTitans.com/Media)  
**Franchise since** ..... 1960 (1960-96 Houston Oilers; 1997-98 Tennessee Oilers)  
**Ownership** ..... Amy Adams Strunk (Chairman, Board of Directors); Kenneth S. Adams, IV (Board of Directors); Barclay Adams; Susan Lewis  
**President/CEO** ..... Burke Nihill  
**EVP/General Manager** ..... Jon Robinson  
**Head Coach** ..... Mike Vrabel (since 2018)  
**Defensive Coordinator** ..... Shane Bowen  
**Offensive Coordinator** ..... Todd Downing  
**2021 Record** ..... 12-5 (1st place, AFC South)  
**2021 NFL Offensive Rank** ..... 17 (Total), 5 (Rush), 24 (Pass)  
**2021 NFL Defensive Rank** ..... 12 (Total), 2 (Rush), 25 (Pass)

**Visiting Team** ..... Arizona Cardinals (1-1)  
**Website** ..... [www.azcardinals.com](http://www.azcardinals.com)  
**Franchise since** ..... 1920 (1920-59 Racine Cardinals/Chicago Cardinals; 1960-87 St. Louis Cardinals; 1988-93 Phoenix Cardinals)  
**Owner** ..... Michael Bidwill  
**General Manager** ..... Steve Keim  
**Head Coach** ..... Kliff Kingsbury (since 2019)  
**Defensive Coordinator** ..... Vance Joseph  
**Asst. Head Coach/Special Teams Coord.** ..... Jeff Rodgers  
**2021 Record** ..... 11-6 (2nd place, NFC West)  
**2021 NFL Offensive Rank** ..... 8 (Total), 10 (Rush), 10 (Pass)  
**2021 NFL Defensive Rank** ..... 11 (Total), 20 (Rush), 7 (Pass)

**Referee** ..... Shawn Smith

**Television** ..... WKRN News 2/NFL Network  
**Play-by-Play** ..... Dan Hellie  
**Analyst** ..... Charles Davis  
**Sideline Reporter** ..... Cory Curtis

**TITANS PRESEASON TELEVISION AFFILIATES:**  
**Nashville/Flagship** ..... WKRN Ch. 2 (ABC)  
**Bowling Green, Ky.** ..... WNKY Ch. 40 (NBC 40.1/CBS 40.2)  
**Chattanooga, Tenn.** ..... WRCB Ch. 3 (NBC) (Aug. 11 & 20)  
**Evansville, Ind.** ..... WEHT Ch. 25 (ABC)/WTVW Ch. 7 (CW)  
**Huntsville, Ala.** ..... WHNT Ch. 19 (CBS)  
**Jackson, Tenn.** ..... WJKT Ch. 16 (FOX)  
**Knoxville, Tenn.** ..... WATE Ch. 6 (ABC)  
**Memphis, Tenn.** ..... WREG Ch. 3 (CBS)  
**Paducah, Ky./Cape Girardeau, Mo.** ..... WDKA Ch. 49 (MyTV)  
**Tri-Cities, Tenn.** ..... WJHL Ch. 11/ABC Tri-Cities (ABC)



## SERIES AT A GLANCE

- Overall series (regular & postseason): **Cardinals lead 8-4**
- Preseason series: **Titans lead 4-3**
- Regular season series: **Cardinals lead 8-4**
- Postseason series: **None**
- Total points: **Titans 239, Cardinals 297**
- Current streak: **Three wins by Cardinals**
- Titans at home vs. Cardinals: **2-5**
- Titans on road vs. Cardinals: **2-3**
- Longest winning streak by Titans: **2 (1985-88)**
- Longest losing streak by Titans: **3 (two times, last 2013–present)**
- Titans vs. Cardinals at Nissan Stadium: **1-2**
- Last time at Nissan Stadium: **CARDINALS 38 at Titans 13 (9-12-21)**
- Titans vs. Cardinals at State Farm Stadium: **0-1**
- Last time at State Farm Stadium: **Titans 7 at CARDINALS 12 (12-10-17)**
- First time: **Oilers 0 at CARDINALS 44 (11-1-70)**
- Mike Vrabel's record vs. Cardinals: **0-1**
- Kliff Kingsbury's record vs. Titans: **1-0**
- Mike Vrabel's record vs. Kliff Kingsbury: **0-1**

## A TITANS VICTORY WOULD ...

- **Improve Mike Vrabel's record as a head coach in preseason games to 6-8.**
- **Improve the Titans' all-time preseason record against the Cardinals to 5-3.**

**Radio** ..... Titans Radio Network  
**Flagship** ..... WGFX 104.5 FM-The Zone  
**Satellite Radio** ..... Sirius 98, XM 228, SiriusXM 228 (Internet 830)  
**Play-by-Play** ..... Mike Keith  
**Analyst** ..... Dave McGinnis  
**Gameday Host** ..... Rhett Bryan  
**Reporter** ..... Amie Wells

**Promotions & Entertainment (subject to change)**  
**Tailgate Stage** ..... Gina Venier  
**National Anthem** ..... Hannah Ellis  
**Halftime Performance** ..... Flag football exhibition

GAME PREVIEW

TEAM NOTES

PLAYER NOTES

MEDIA

STATISTICS

ROSTERS

## QUICK CLICKS

From Last Week's Game

[Game Center](#)

[Gamebook \(PDF\)](#)

[Watch Highlights](#)

[Postgame Press Conference Video: Mike Vrabel](#)

[Jim Wyatt: Six Things That Stood Out](#)

[Game Photos](#)

Titans Information

[Titans 2022 Media Guide](#)

[Titans Tickets](#)

[Titans in the Community](#)

[Nissan Stadium Information](#)

[Titans Podcasts](#)

## SERIES HISTORY

Of all opponents that have been in existence since the 1970 AFL-NFL merger, the Cardinals are tied for the fewest games against the Titans. The two teams have met 12 times with the Cardinals holding an 8-4 lead, including a current three-game winning streak over the Titans.

There have been just five Titans-Cardinals games (2005, 2009, 2013, 2017 and 2021) between the clubs in their current incarnations—the Cardinals played in St. Louis from 1960-87 (they played in Chicago prior to that), and the Titans were the Houston Oilers (1960-96) and Tennessee Oilers (1997-98) prior to taking their current name and opening Nissan Stadium in 1999.

Most recently, the Titans and Cardinals opened the 2021 regular season at Nissan Stadium. Cardinals outside linebacker Chandler Jones recorded five of the team's six sacks on defense, while quarterback Kyler Murray totaled five touchdowns—four passing and one rushing. The Cardinals won by a final score of 38-13.

The previous two visits by the Cardinals to Nissan Stadium produced a pair of the most dramatic finishes in the stadium's history. On Dec. 15, 2013, the Titans erased a 17-point deficit in the final four minutes of the fourth quarter, only to watch **Jay Feely** win it for the Cardinals with a 41-yard field goal in overtime.

Prior to that, on Nov. 29, 2009, the Titans needed a late 99-yard touchdown drive to clinch a 20-17 victory against the Cardinals. Led by quarterback **Vince Young**, the Titans converted three times on fourth down on the game-winning drive, including a 10-yard touchdown pass from Young to **Kenny Britt** with no time remaining on the clock.

The Titans have made only one trip to State Farm Stadium, which opened in Glendale, Ariz., in 2006. On Dec. 10, 2017, **Phil Dawson's** four field goals were enough for the Cardinals to escape with a 12-7 win.

On Nov. 1, 1970, in the first-ever matchup between the Oilers and Cardinals, the Cardinals won by a score of 44-0. It stood as the largest shutout loss in the history of the Oilers and Titans until 2009 and began a three-game winning streak for the Cardinals against the Oilers (1970, 1974 and 1979). The Oilers then won consecutive games (1985 and 1988) before exchanging victories in the 1990s (Cardinals won in 1994, Oilers in 1997).

The Cardinals were founded in 1898, making the team the United States' oldest professional football franchise still in existence. In 1920, they became a charter member of the National Football League (then the American Professional Football Association). They share a distinction with the Chicago Bears of being the only two of 11 charter members still operating today. The Cardinals have played as the Morgan Athletic Club, the Normals, Racine Cardinals, Chicago Cardinals, St. Louis Cardinals, Phoenix Cardinals and Arizona Cardinals.

In preseason play, the Titans and Cardinals have squared off on seven occasions, with the Titans holding a 4-3 advantage.

## ALL-TIME SERIES RESULTS

TITANS vs. CARDINALS  
Cardinals lead 8-4

Date	Site	W/L	Score
11-1-70	St.L	L	0-44
10-20-74	Hou	L	27-31
10-7-79	Hou	L	17-24
10-27-85	St.L	W	20-10
11-20-88	Hou	W	38-20
12-4-94	Hou	L	12-30
10-26-97	Ariz	W	41-14
10-23-05	Ariz	L	10-20
11-29-09	Tenn	W	20-17
12-15-13	Tenn	L	34-37 (OT)
12-10-17	Ariz	L	7-12
9-12-21	Tenn	L	13-38

## MOST RECENT MATCHUPS

### 2009 Week 12 • Nov. 29, 2009 • Cardinals 17 at TITANS 20

The Titans cap a late 99-yard touchdown drive with a game-winning, 10-yard touchdown pass from Vince Young to Kenny Britt with no time remaining ... The Titans converted three times on fourth down on the game-winning drive ... Young passes for 387 yards, and Chris Johnson rushes for 154 yards, including an 85-yard touchdown ... Matt Leinart starts at quarterback for the Cardinals in place of an injured Kurt Warner.

### 2013 Week 15 • Dec. 15, 2013 • CARDINALS 37 at Titans 34 (OT)

Jay Feely's 41-yard field goal in overtime ends the Titans' comeback attempt ... The Titans score 17 points in the final four minutes of regulation to send the game to overtime ... Ryan Fitzpatrick passes for 402 yards and four touchdowns, while Kendall Wright catches 12 passes for 150 yards ... Michael Preston records two touchdown receptions ... Arizona cornerback Antoine Cason recovers a muffed kickoff and intercepts two passes, including one for a touchdown and one to set up the score in overtime ... Rashard Mendenhall rushes for a pair of touchdowns for the Cardinals.

### 2017 Week 14 • Dec. 10, 2017 • Titans 7 at CARDINALS 12

The Titans take a 7-0 lead after a six-yard touchdown run by Derrick Henry but are kept scoreless for the remainder of the game ... The Cardinals score 12 unanswered points in the second half on four field goals by Phil Dawson ... The Titans defense records eight sacks on Cardinals quarterback Blaine Gabbert ... A fake punt by the Titans (direct snap to Eric Weems) is stuffed for no gain by the Cardinals to set up one of Dawson's field goals ... Marcus Mariota is intercepted twice by the Cardinals.

### 2021 Week 1 • Sept. 12, 2021 • CARDINALS 38 at Titans 13

The Cardinals score the game's first 17 points ... Cardinals quarterback Kyler Murray passes for 289 yards and four touchdowns and rushes for another 20 yards and one touchdown ... Ryan Tannehill is sacked six times, including five sacks by Cardinals outside linebacker Chandler Jones, who also causes two fumbles ... The Cardinals force three turnovers and outgain the Titans 416 yards to 248 ... Derrick Henry is limited to 58 yards on 17 carries.



# TITANS-CARDINALS: THE LAST MEETING

**2021 Week 1: Titans 13, Cardinals 38**  
**Sunday, Sept. 12, 2021 • 12:00 p.m. CT • Nissan Stadium**



In Week 1 of the 2021 season, the Titans hosted Arizona for the third-ever matchup between the two clubs at Nissan Stadium. Tennessee fell 38-13 to the Cardinals in the team's home opener.

Arizona built a 10-point lead in the first quarter and never relinquished the advantage. First, Cardinals K **Matt Prater** converted a 34-yard field goal for a 3-0 lead. On the ensuing Tennessee possession, QB **Ryan Tannehill** was strip-sacked by Cardinals OLB **Chandler Jones** and the ball was recovered by Cardinals DL **Corey Peters** and returned to the Titans' one-yard line. Cardinals QB **Kyler Murray** eventually tossed a five-yard touchdown pass to Cardinals WR **DeAndre Hopkins**, as Arizona went ahead, 10-0.

In the second quarter, Murray connected with Hopkins for a 17-yard touchdown as the Cardinals extended the lead, 17-0. However, the Titans responded and got on the board with an 11-play, 75-yard scoring drive. Tannehill connected with WR **A.J. Brown** and TE **Anthony Firkser** for first-down receptions, and also tossed a 39-yard pass to WR **Chester Rogers** on a flea flicker playcall to move the sticks. Ultimately, Tannehill ran the ball into the end zone for a one-yard touchdown, but the extra point attempt failed, 17-6.

Before the first half concluded, Arizona found the end zone on a 12-play scoring drive that saw Murray toss first-down passes to Cardinals WRs **Rondale Moore** and **Christian Kirk**. The drive culminated in Murray running in a two-yard touchdown as Arizona took a 24-6 lead into halftime.

Tennessee opened up the second half by capitalizing on a turnover. S **Kevin Byard** intercepted Murray and returned the ball 12 yards to give the Titans possession at the Arizona 32-yard line. Tannehill tossed a 19-yard pass to Brown, which was followed by a 13-yard touchdown to Brown, as Tennessee cut the lead, 24-13.

Arizona replied on their following possession with a six-play scoring drive that included first-down catches by Moore and Hopkins. Ultimately, Murray connected with

Kirk for a 26-yard strike and a 31-13 Arizona advantage. Later in the third quarter, Tannehill was strip sacked by Jones and the ball was recovered by Cardinals LB **Markus Golden**. Arizona capitalized on the turnover as Murray linked up with Kirk for an 11-yard touchdown to make it 38-13. The Titans were unable to mount a comeback in their home opener and fell to the Cardinals by a score of 38-13 in their first loss of 2021.

**SCORING**

	1	2	3	4	Final
Arizona	10	14	14	0	38
Tennessee	0	6	7	0	13

**TEAM SCORING PLAY**

TEAM	SCORING PLAY	TIME
Cardinals	M.Prater 34 yd. Field Goal	1-9:22
Cardinals	D.Hopkins 5 yd. pass from K.Murray (M.Prater kick)	1-8:11
Cardinals	D.Hopkins 17 yd. pass from K.Murray (M.Prater kick)	2-10:59
Titans	R.Tannehill 1 yd. run (kick failed, wl)	2-6:50
Cardinals	K.Murray 2 yd. run (M.Prater kick)	2-1:44
Titans	A.Brown 13 yd. pass from R.Tannehill (M.Badgley kick)	3-12:55
Cardinals	C.Kirk 26 yd. pass from K.Murray (M.Prater kick)	3-10:40
Cardinals	C.Kirk 11 yd. pass from K.Murray (M.Prater kick)	3-3:06

**Missed FGs:** M. Badgley 46W/L, M. Prater 43W/L

**Attendance:** 67,216

**Time of Game:** 3:12

**Weather:** 78°, Sunny, Wind SSW 6 mph

**Referee:** Jerome Boger

**CLICK TO WATCH HIGHLIGHTS**



TEAM STATISTICS

	Cardinals	Titans
TOTAL FIRST DOWNS	22	17
THIRD DOWN EFFICIENCY	7-13-53.8%	5-14-35.7%
FOURTH DOWN EFFICIENCY	0-0-0.0%	1-3-33.3%
TOTAL NET YARDS	416	248
Plays - Avg.	67-6.2	64-3.9
NET YARDS RUSHING	136	86
Rushes - Avg.	33-4.1	22-3.9
NET YARDS PASSING	280	162
Sacks - Yards Lost	2-9	6-56
PASS ATT-COMP-INT	32-21-1	36-22-1
PUNTS - Avg.	3-48.0	3-50.3
Net Punting Average	41.3	42.3
PUNT RETURNS - Yards	2-24	0-0
KICKOFF RETURNS - Yards	1-22	1-14
INTERCEPTIONS - Yards	1--3	1-12
PENALTIES Number and Yards	8-59	7-57
FUMBLES Number and Lost	1-0	2-2
TOUCHDOWNS	5	2
EXTRA POINTS Made-Attempts	5-5	1-2
RED ZONE EFFICIENCY	4-5-80%	2-2-100%
GOAL TO GO EFFICIENCY	2-3-67%	1-1-100%
SAFETIES	0	0
GIVEAWAYS	1	3
TAKEAWAYS	3	1
TIME OF POSSESSION	33:21	26:39

**CARDINALS STARTERS**

OFFENSE	DEFENSE
WR 10 D.Hopkins	DT 94 Z.Allen
LT 74 D.Humphries	NT 90 R.Lawrence
LG 67 J.Pugh	DE 99 J.Watt
C 61 R.Hudson	LB 58 J.Hicks
RG 79 J.Jones	ILB 25 Z.Collins
RT 68 K.Beachum	ILB 9 I.Simmons
TE 87 M.Williams	OLB 55 C.Jones
TE 86 D.Harris	CB 7 B.Murphy
WR 4 R.Moore	CB 20 M.Wilson
QB 1 K.Murray	S 34 J.Thompson
RB 2 C.Edmonds	S 3 B.Baker

**TITANS STARTERS**

OFFENSE	DEFENSE
WR 2 J.Jones	DT 98 J.Simmons
LT 77 T.Lewan	NT 93 T.Tart
LG 76 R.Saffold	DE 91 L.Murchison
C 60 B.Jones	LB 55 J.Brown
RG 64 N.Davis	LB 54 R.Evans
RT 72 D.Quessenberry	OLB 58 H.Landry
TE 87 G.Swaim	OLB 48 B.Dupree
TE 85 M.Pruitt	CB 26 K.Fulton
WR 11 A.Brown	CB 20 J.Jenkins
QB 17 R.Tannehill	S 37 A.Hooker
RB 22 D.Henry	S 31 K.Byard

**CARDINALS INDIVIDUAL STATISTICS**

Rushing	Att	Yds	Avg	Lg	TD
C.Edmonds	12	63	5.3	16	0
J.Conner	16	53	3.3	8	0
K.Murray	5	20	4.0	8	1
<b>Total</b>	<b>33</b>	<b>136</b>	<b>4.1</b>	<b>16</b>	<b>1</b>

Passing	Att	Cmp	Yds	TD	Lg	IN	Rt
K.Murray	32	21	289	4	38	1	121.0
<b>Total</b>	<b>32</b>	<b>21</b>	<b>289</b>	<b>4</b>	<b>38</b>	<b>1</b>	<b>121.0</b>

Receiving	No	Yds	Avg	Lg	TD
D.Hopkins	6	83	13.8	38	2
C.Kirk	5	70	14.0	26	2
R.Moore	4	68	17.0	29	0
C.Edmonds	4	43	10.8	36	0
A.Green	2	25	12.5	21	0
<b>Total</b>	<b>21</b>	<b>289</b>	<b>13.8</b>	<b>38</b>	<b>4</b>

Interceptions	No	Yds	Avg	Lg	TD
I.Simmons	1	-3	-3.0	-3	0
<b>Total</b>	<b>1</b>	<b>-3</b>	<b>-3.0</b>	<b>-3</b>	<b>0</b>

**Leading Tacklers (Press Box Totals)**  
 I. Simmons 9-7-2; B. Baker 8-5-3; C. Jones 6-6-0

**Sacks:** C. Jones 5; M. Dogbe 1  
**FF:** C. Jones 2  
**FR:** C. Peters 1; M. Golden 1

**TITANS INDIVIDUAL STATISTICS**

Rushing	Att	Yds	Avg	Lg	TD
D.Henry	17	58	3.4	19	0
R.Tannehill	2	17	8.5	16	1
J.McNichols	2	9	4.5	8	0
M.Sargent	1	2	2.0	2	0
<b>Total</b>	<b>22</b>	<b>86</b>	<b>3.9</b>	<b>19</b>	<b>1</b>

Passing	Att	Cmp	Yds	TD	Lg	IN	Rt
R.Tannehill	35	21	212	1	39	1	74.9
M.Farley	1	1	6	0	6	0	91.7
<b>Total</b>	<b>36</b>	<b>22</b>	<b>218</b>	<b>1</b>	<b>39</b>	<b>1</b>	<b>75.9</b>

Receiving	No	Yds	Avg	Lg	TD
C.Rogers	4	62	15.5	39	0
A.Brown	4	49	12.3	19	1
J.Jones	3	29	9.7	10	0
J.McNichols	3	24	8.0	9	0
D.Henry	3	19	6.3	8	0
A.Firkser	3	19	6.3	11	0
N.Westbrook-Ikhine	1	10	10.0	10	0
A.Hooker	1	6	6.0	6	0
<b>Total</b>	<b>22</b>	<b>218</b>	<b>9.9</b>	<b>39</b>	<b>1</b>

Interceptions	No	Yds	Avg	Lg	TD
K.Byard	1	12	12.0	12	0
<b>Total</b>	<b>1</b>	<b>12</b>	<b>12.0</b>	<b>12</b>	<b>0</b>

**Leading Tacklers (Press Box Totals)**  
 J. Jenkins 8-8-0; R. Evans 6-6-0; A. Hooker 6-5-1; J. Brown 6-5-1

**Sacks:** J. Simmons 1; H. Landry 1  
**FF:** None **FR:** None

GAME PREVIEW

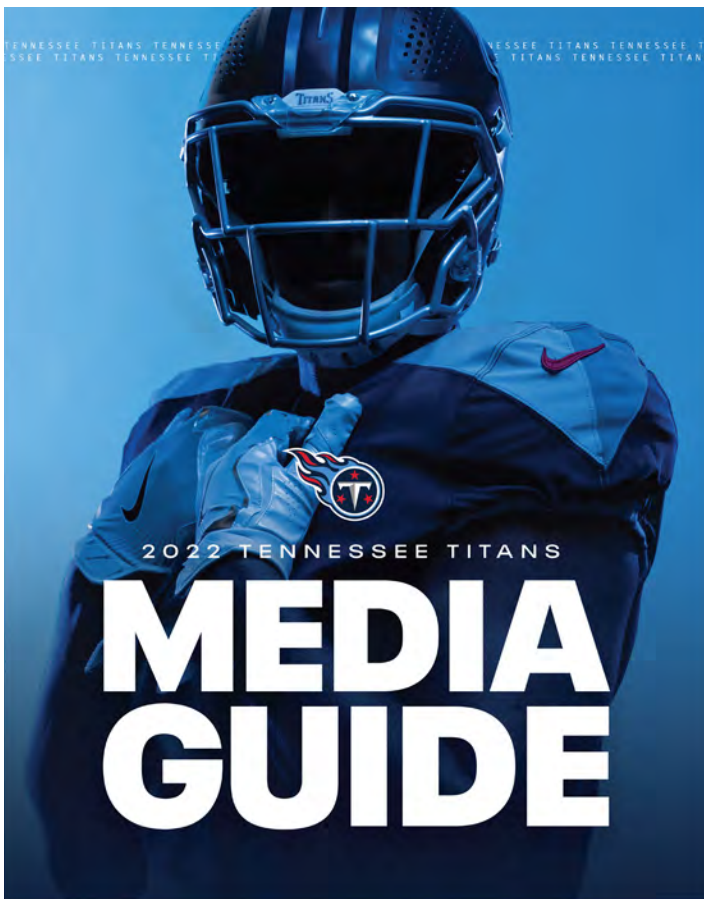
TEAM NOTES

PLAYER NOTES

MEDIA

STATISTICS

ROSTERS



[Click to access the 2022 Titans Media Guide](#)

## NOTABLE PERFORMANCES VS. THE CARDINALS

### **K RANDY BULLOCK**

- On 10/6/19 against Arizona, Bullock made all three field goals, including a long of 48, and both extra point attempts as a member of the Cincinnati Bengals.

### **S KEVIN BYARD**

- On 9/12/21 against Arizona, Byard notched two tackles and a 12-yard interception.

### **OLB BUD DUPREE**

- On 12/8/19 at Arizona, Dupree posted five tackles and one sack during his tenure with the Pittsburgh Steelers.

### **TE AUSTIN HOOPER**

- On 10/13/19 at Arizona, Hooper caught eight passes for 117 yards and one touchdown while with the Atlanta Falcons.

### **CB LONNIE JOHNSON JR.**

- On 10/24/21 at Arizona, Johnson tallied nine tackles and a 15-yard interception for the Houston Texans.

### **OLB HAROLD LANDRY III**

- On 9/12/21 against Arizona, Landry amassed three tackles and one sack.

### **DT JEFFERY SIMMONS**

- On 9/12/21 against Arizona, Simmons notched five tackles and a third-down sack.

### **QB RYAN TANNEHILL**

- On 9/30/12 at Arizona, Tannehill completed 26 of 41 passes for a career-high 431 yards and one touchdown as a rookie with the Miami Dolphins. His 26 completions were the most in Dolphins history by a rookie, and his 431 passing yards accounted for the third-highest single-game total by a rookie in NFL history, the most by a rookie in Dolphins history, and tied for the sixth-most in any game in team history. Tannehill's 80-yard touchdown pass stood as the longest touchdown of his career until 12/8/19 at Oakland.

- On 12/11/16 against Arizona, Tannehill completed 15 of 20 passes for 195 yards and three touchdowns as a member of the Miami Dolphins. He added five carries for 20 yards.

### **DL DEMARCUS WALKER**

- On 10/24/21 at Arizona, Walker registered four tackles and one sack while with the Houston Texans.

### **WR ROBERT WOODS**

- In nine career games against the Cardinals, Woods has tallied 61 receptions for 688 yards (11.3-yard avg.) and three touchdowns.
- On 12/23/18 at Arizona, Woods led the team with six catches for 89 yards and one touchdown, including a 39-yard score, while with the Los Angeles Rams. He added two carries for 15 yards and his first career rushing touchdown.
- On 12/1/19 at Arizona, Woods caught a career-high-tying 13 passes for a career-best 172 yards, including a long of 48 as a member of the Rams.
- On 12/6/20 at Arizona, Woods amassed a team-high 10 receptions for 85 yards during his tenure as a Ram.
- On 10/3/21 against Arizona, Woods posted four catches for 48 yards and one score while with the Rams.



**IN THE LAST FIVE SEASONS  
(2017-2021), THE TITANS,  
CHIEFS, RAMS AND SAINTS  
ARE THE ONLY NFL TEAMS  
THAT HAVE BEEN ABOVE  
.500 EACH YEAR AND  
HAVE MADE AT LEAST FOUR  
PLAYOFF APPEARANCES**

## 2021 TALE OF THE TAPE

	Ariz.	Tenn.	NFL/Avg
<b>OFFENSE</b>			
GAMES (Won-Lost)	11-6	12-5	---
FIRST DOWNS	367	362	345.5
Rushing	127	134	113.6
Passing	214	194	201.3
Penalty	26	34	30.7
YDS GAINED (tot)	6352	5822	5840.5
Avg per Game	373.6	342.5	343.6
RUSHING (net)	2076	2404	1959.2
Avg per Game	122.1	141.4	115.2
Rushes	496	551	452.9
Yards per Rush	4.2	4.4	4.3
PASSING (net)	4276	3418	3881.3
Avg per Game	251.5	201.1	228.3
Passes Att.	591	535	584.8
Completed	415	359	378.8
Pct Completed	70.2	67.1	64.8
Yards Gained	4619	3745	4150.0
Sacked	39	47	38.9
Yards Lost	343	327	268.7
Had intercepted	11	14	13.8
Yards Opp Ret	228	252	172.1
Opp TDs on Int	1	0	1.3
PUNTS	52	58	64.9
Avg Yards	48.8	44.3	45.6
PUNT RETURNS	26	30	27.5
Avg Return	9.2	9.8	8.8
Returned for TD	0	0	0.1
KICKOFF RETURNS	29	40	34.4
Avg Return	21.1	19.5	22.2
Returned for TD	0	0	0.3
PENALTIES	114	103	100.5
Yards Penalized	990	973	867.0
FUMBLES BY	30	25	20.4
Fumbles Lost	4	11	8.3
Opp Fumbles	28	21	20.4
Opp Fum Lost	14	6	8.3
POSS. TIME (avg)	31:15	32:40	30:00
TOUCHDOWNS	52	49	44.5
Rushing	23	23	15.8
Passing	27	22	26.3
Returns	2	4	2.4
EXTRA-PT KICKS	47/49	43/47	93%
2-PT CONVERSIONS	0/3	2/2	49%
FIELD GOALS/FGA	30/37	26/32	27/32
POINTS SCORED	449	419	390.7
<b>DEFENSE</b>			
POINTS ALLOWED	366	354	390.7
OPP FIRST DOWNS	336	331	345.5
Rushing	109	90	113.6
Passing	192	204	201.3
Penalty	35	37	30.7
OPP YARDS GAINED	5597	5607	5840.5
Avg per Game	329.2	329.8	343.6
OPP RUSHING (net)	1952	1438	1959.2
Avg per Game	114.8	84.6	115.2
Rushes	426	368	452.9
Yards per Rush	4.6	3.9	4.3
OPP PASSING (net)	3645	4169	3881.3
Avg per Game	214.4	245.2	228.3
Passes Att.	561	628	584.8
Completed	367	395	378.8
Pct Completed	65.4	62.9	64.8
Sacked	41	43	38.9
Yards Lost	227	316	268.7
INTERCEPTED BY	13	16	13.8
Yards Returned	247	128	172.1
Returned for TD	1	2	1.3
OPP PUNT RETURNS	30	22	27.5
Avg return	8.8	10.1	8.8
OPP KICKOFF RET	20	40	34.4
Avg return	21.1	20.3	22.2
OPP TOUCHDOWNS	42	38	44.5
Rushing	10	14	15.8
Passing	30	24	26.3
Returns	2	0	2.4

## 2022 SCHEDULE & RESULTS



PRESEASON			
Date	Opponent	W/L	Score
08/11	at Baltimore	L	10-23
08/20	Tampa Bay	W	13-3
08/27	Arizona		
REGULAR SEASON			
Date	Opponent	W/L	Score
09/11	N.Y. Giants		
09/19	at Buffalo		
09/25	Las Vegas		
10/02	at Indianapolis		
10/09	at Washington		
10/23	Indianapolis		
10/30	at Houston		
11/06	at Kansas City		
11/13	Denver		
11/17	at Green Bay		
11/27	Cincinnati		
12/04	at Philadelphia		
12/11	Jacksonville		
12/18	at L.A. Chargers		
12/24	Houston		
12/29	Dallas		
01/07-08	at Jacksonville		

PRESEASON			
Date	Opponent	W/L	Score
08/12	at Cincinnati	W	36-23
08/21	Baltimore	L	17-24
08/27	at Tennessee		
REGULAR SEASON			
Date	Opponent	W/L	Score
09/11	Kansas City		
09/18	at Las Vegas		
09/25	L.A. Rams		
10/02	at Carolina		
10/09	Philadelphia		
10/16	at Seattle		
10/20	New Orleans		
10/30	at Minnesota		
11/06	Seattle		
11/13	at L.A. Rams		
11/21	San Francisco (Mexico City)		
11/27	L.A. Chargers		
12/12	New England		
12/18	at Denver		
12/25	Tampa Bay		
01/01	at Atlanta		
01/07-08	at San Francisco		

## 2021 REGULAR SEASON INDIVIDUAL LEADERS

Passing											
		Att	Cmp	Yds	Pct	Y/Att	TD	Int	Lg	Sack/Lost	Rtg
<b>Titans</b>	R. Tannehill	531	357	3,734	67.2	7.0	21	14	57t	47/327	89.6
<b>Cardinals</b>	K. Murray	481	333	3,787	69.2	7.9	24	10	77t	31/286	100.5
Rushing											
		No.	Yds	Avg	Long	TD					
<b>Titans</b>	D. Henry	219	937	4.3	76t	10					
	D. Foreman	133	566	4.3	35	3					
	D. Hilliard	56	350	6.3	68t	2					
	R. Tannehill	55	270	4.9	28	7					
<b>Cardinals</b>	J. Conner	202	752	3.7	35	15					
	C. Edmonds	116	592	5.1	54	2					
	K. Murray	88	423	4.8	57	5					
Receiving											
		No.	Yds	Avg	Long	TD					
<b>Titans</b>	A. Brown	63	869	13.8	57t	5					
	N. Westbrook-Ikhine	38	476	12.5	46	4					
	A. Firkser	34	291	8.6	24	2					
<b>Cardinals</b>	C. Kirk	77	982	12.8	50	5					
	Z. Ertz	56	574	10.3	47t	3					
	A. Green	54	848	15.7	42	3					
	R. Moore	54	435	8.1	77t	1					
Interceptions											
		No.	Yds	Avg	Long	TD					
<b>Titans</b>	K. Byard	5	66	13.2	24t	1					
<b>Cardinals</b>	B. Murphy	4	49	12.3	29t	1					
Punting											
		No.	Yds	Avg	Net	TB	In	Lg	B		
<b>Titans</b>	B. Kern	47	2,105	44.8	40.4	1	18	59	0		
<b>Cardinals</b>	A. Lee	51	2,501	49.0	41.9	5	12	62	0		
Punt Returns											
		No.	FC	Yds	Avg	Lg	TD				
<b>Titans</b>	C. Rogers	30	20	293	9.8	55	0				
<b>Cardinals</b>	R. Moore	21	10	171	8.1	27	0				
Kickoff Returns											
		No.	Yds	Avg	Lg	TD					
<b>Titans</b>	C. Rogers	14	282	20.1	37	0					
<b>Cardinals</b>	R. Moore	13	291	22.4	32	0					
Scoring/Kickers											
		PAT	FG	Pts							
<b>Titans</b>	R. Bullock	42/45	26/31	120							
<b>Cardinals</b>	M. Prater	47/49	30/37	137							
Sacks											
		Tot									
<b>Titans</b>	H. Landry	12.0									
<b>Cardinals</b>	M. Golden	11.0									
Tackles											
		Tot	Solo	Asst							
<b>Titans</b>	K. Byard	88	58	30							
<b>Cardinals</b>	J. Thompson	120	78	42							

GAME PREVIEW

TEAM NOTES

PLAYER NOTES

MEDIA

STATISTICS

ROSTERS

## KEY DATES

August 23	Prior to 3 p.m. CT, clubs must reduce rosters to a maximum of 80 players on the Active/Inactive List
August 24	Joint practice with the Arizona Cardinals at Ascension Saint Thomas Sports Park
August 27	Home preseason game against the Cardinals
August 30	Prior to 3 p.m. CT, clubs must reduce rosters to a maximum of 53 players on the Active/Inactive List
August 31	Clubs may establish practice squads of up to 16 players
September 11	Titans open the regular season at Nissan Stadium against the New York Giants

## 2021 SITUATIONAL RECORDS (REG. SEASON)

TENNESSEE TITANS		ARIZONA CARDINALS	
Total	12 - 5	Total	11 - 6
Home	7 - 2	Home	3 - 5
Away	5 - 3	Away	8 - 1
Grass	8 - 3	Grass	8 - 5
Turf	4 - 2	Turf	3 - 1
AFC	8 - 4	AFC	4 - 1
NFC	4 - 1	NFC	7 - 5
In Division	5 - 1	In Division	4 - 2
Out Division	7 - 4	Out Division	7 - 4
Indoor	1 - 0	Indoor	4 - 3
Outdoor	11 - 5	Outdoor	7 - 3
September	2 - 1	September	3 - 0
October	4 - 1	October	4 - 1
November	2 - 2	November	2 - 1
December	2 - 1	December	1 - 3
January	2 - 0	January	1 - 1
Sunday	10 - 5	Sunday	11 - 3
Monday	1 - 0	Monday	0 - 1
Thursday	1 - 0	Thursday	0 - 1
		Saturday	0 - 1

## LAST WEEK'S STARTERS

Titans vs. Buccaneers | Cardinals vs. Ravens

TITANS OFFENSE		CARDINALS DEFENSE	
WR	13 Racey McMath	DE	91 Michael Dogbe
LT	77 Taylor Lewan	NT	90 Rashard Lawrence
LG	55 Aaron Brewer	DT	93 Jonathan Ledbetter
C	62 Corey Levin	OLB	45 Dennis Gardeck
RG	70 Jordan Roos	ILB	47 Ezekiel Turner
RT	78 Nicholas Petit-Frere	ILB	25 Zaven Collins
TE	87 Geoff Swaim	OLB	42 Devon Kennard
FB	44 Tory Carter	CB	33 Antonio Hamilton
WR	15 Nick Westbrook-Ikhine	CB	20 Marco Wilson
QB	7 Malik Willis	S	22 Deionte Thompson
RB	40 Dontrell Hilliard	S	28 Charles Washington

TITANS DEFENSE		CARDINALS OFFENSE	
DT	97 Kevin Strong	WR	32 JaVonta Payton
NT	90 Naquan Jones	LT	79 Josh Jones
DE	95 DeMarcus Walker	LG	73 Rashaad Coward
OLB	48 Bud Dupree	C	64 Sean Harlow
ILB	45 Chance Campbell	RG	60 Koda Martin
ILB	50 Jack Gibbens	RT	66 Josh Miles
OLB	92 Ola Adeniyi	TE	85 Trey McBride
CB	21 Roger McCreary	WR	17 Andy Isabella
CB	26 Kristian Fulton	WR	83 Greg Dortch
S	37 Amani Hooker	QB	19 Trace McSorley
S	28 Joshua Kalu	RB	26 Eno Benjamin

## 2021 INDIVIDUAL NFL RANKINGS

(qualifiers only, where applicable)

Category	Team	Player	Stat	NFL Rank
Passer Rating	Titans	Ryan Tannehill	89.6	20
	Cardinals	Kyler Murray	100.5	8
Passing Yards	Titans	Ryan Tannehill	3,734	16
	Cardinals	Kyler Murray	3,787	14
Passing TDs	Titans	Ryan Tannehill	21	16
	Cardinals	Kyler Murray	24	12
Rushing Yards	Titans	Derrick Henry	937	9
	Cardinals	James Connor	752	27
Rushing Average	Titans	Derrick Henry	4.28	26
	Cardinals	Chase Edmonds	5.10	9
Rushing TDs	Titans	Derrick Henry	10	6t
	Cardinals	James Connor	15	2t
Receptions	Titans	A.J. Brown	63	45t
	Cardinals	Christian Kirk	77	24t
Receiving Yards	Titans	A.J. Brown	869	32
	Cardinals	Christian Kirk	982	27
Receiving TDs	Titans	A.J. Brown	5	40t
	Cardinals	DeAndre Hopkins	8	(16t)
Sacks	Titans	Harold Landry III	12.0	10
	Cardinals	Markus Golden	11.0	11t
Interceptions	Titans	Kevin Byard	5	4t
	Cardinals	Byron Murphy	4	12t

## THIS WEEK'S NFL SCHEDULE

All Times Central

### Thursday, August 25

San Francisco	at Houston	7:15	Prime Video
Green Bay	at Kansas City	7:00	

### Friday, August 26

Buffalo	at Carolina	6:00	
Seattle	at Dallas	7:00	
L.A. Chargers	at New Orleans	7:00	
New England	at Las Vegas	7:15	

### Saturday, August 27

Jacksonville	at Atlanta	2:00	
L.A. Rams	at Cincinnati	5:00	
Washington	at Baltimore	6:00	
Chicago	at Cleveland	6:00	
Philadelphia	at Miami	6:00	
Arizona	at Tennessee	6:00	
Tampa Bay	at Indianapolis	6:30	
Minnesota	at Denver	8:00	

### Sunday, August 28

N.Y. Giants	at N.Y. Jets	12:00	
Detroit	at Pittsburgh	3:30	CBS



## WHERE THE TEAMS RANKED IN 2021

### 2021 OFFENSIVE STATISTICS AND NFL RANKING

OFFENSIVE CATEGORY	TITANS STAT (RANK)	CARDINALS STAT (RANK)
Yards / Game	342.5 (17)	373.6 (8)
Yards / Play	5.14 (22)	5.64 (15)
Rushing Yards / Game	141.4 (5)	122.1 (10)
Rushing Yards / Play	4.36 (14)	4.19 (22)
Passing Yards / Game	201.1 (24)	251.5 (10)
Passing Yards / Play	6.39 (20)	7.24 (7)
Interception Rate	2.62% (20)	1.86% (9)
Sacks / Pass Attempt	8.79% (26)	6.60% (19)
First Downs / Game	21.3 (9t)	21.6 (8)
Punt Return Avg	9.8 (9)	9.2 (12)
Kickoff Return Avg	19.5 (27)	21.1 (20)
Field Goals Made	81.25% (23)	81.08% (24)
3rd Down Pct	43.64% (8)	45.25% (5t)
4th Down Pct	62.50% (7)	58.62% (10)
Red Zone Pct	63.93% (5)	60.00% (15t)
Goal to Go%	87.50% (1)	64.10% (29)
Avg Time of Possession	32:40 (2)	31:15 (6)
Points / Game	24.6 (15)	26.4 (11)
Turnover Ratio	-3 (20t)	+12 (4)


### 2021 DEFENSIVE STATISTICS AND NFL RANKING

DEFENSIVE CATEGORY	TITANS STAT (RANK)	CARDINALS STAT (RANK)
Yards / Game	329.8 (12)	329.2 (11)
Yards / Play	5.40 (17)	5.44 (18)
Rushing Yards / Game	84.6 (2)	114.8 (20)
Rushing Yards / Play	3.91 (4)	4.58 (26)
Passing Yards / Game	245.2 (25)	214.4 (7)
Passing Yards / Play	6.64 (18)	6.50 (14)
Interception Rate	2.55% (10)	2.32% (14)
Sacks / Pass Attempt	6.85% (13)	7.31% (11)
First Downs / Game	19.5 (10)	19.8 (12)
Punt Return Avg	10.1 (27)	8.8 (20)
Kickoff Return Avg	20.3 (8)	21.1 (13)
3rd Down Pct	36.67% (6)	38.16% (10)
4th Down Pct	58.33% (21)	46.67% (10)
Red Zone Pct	51.72% (7)	60.78% (19)
Goal to Go%	64.71% (10)	67.86% (13)
Points / Game	20.8 (5t)	21.5 (9t)
Point Differential / Game	3.8 (11)	4.9 (9)
Yard Differential / Game	12.6 (15)	44.4 (5)

## CARDINALS HEAD COACH KLIFF KINGSBURY

### KLIFF KINGSBURY AT A GLANCE

- Regular season record: 24-24-1
- Postseason record: 0-1
- Overall record: 24-25-1
- vs. Titans: 1-0
- on the road vs. Titans: 1-0
- at home vs. Titans: 0-0
- vs. Mike Vrabel: 1-0
- Year as Cardinals head coach: 4
- Year as NFL head coach: 4



#### Kliff Kingsbury's Assistant Coaching Staff:

Jeff Rodgers	Asst. Head Coach/Special Teams Coordinator
Vance Joseph	Defensive Coordinator
Sean Kugler	Run Game Coordinator/Offensive Line
Cam Turner	Co-Pass Game Coordinator/Quarterbacks
Spencer Whipple	Co-Pass Game Coordinator
Kenny Bell	Chief of Staff/Offensive Assistant
Mike Bercovici	Offensive Assistant
Ronald Booker	Defensive Assistant
Charlie Bullen	Outside Linebackers
Matt Burke	Defensive Line
Bill Davis	Linebackers
Devin Fitzsimmons	Assistant Special Teams
Rob Grosso	Defensive Quality Control
Steve Heiden	Tight Ends
Shawn Jefferson	Associate Head Coach/Wide Receivers
Rusty McKinney	Defensive Assistant
Buddy Morris	Strength & Conditioning
Brian Natkin	Assistant Offensive Line
Mark Naylor	Assistant Strength & Conditioning
Marcus Robertson	Defensive Backs
James Saxon	Running Backs
Don Shumpert	Offensive Assistant
Greg Williams	Cornerbacks

Kliff Kingsbury was named the eighth head coach of the Arizona Cardinals on Jan. 8, 2019.

In his first three seasons with the Cardinals, Kingsbury helped lead a turnaround that resulted in increasing win totals every season, including a two-win improvement following his first year in 2019, a three-win improvement after his second season in 2020, followed by another three-win improvement that clinched his first playoff berth as head coach in 2021. Arizona's 11-6 record in 2021 led them to their first playoff game since 2015.

Arizona went from the NFL's 32nd ranked offense in 2018 to 16th in 2019 to sixth in 2020 and then to eighth in 2021. The Cardinals went from the NFL's 32nd ranked run game in 2018 to 10th in 2019 to seventh in 2020 and then to seventh in 2021. In three seasons under Kingsbury (2019-21), the Cardinals have rushed for 6,303 yards and 63 touchdowns.

In 2021, Arizona finished top-10 in total offense (eighth), rushing yards/game (10th) and rushing touchdowns (third) and finished 11th in offensive touchdowns while compiling 6,352 total net yards, the second-best season total in team history.

Arizona has gone without a turnover in 17 games under Kingsbury, including a franchise-record seven games without a turnover in 2019 and again in 2021.

Under Kingsbury's tutelage, Arizona quarterback **Kyler Murray** was named AP NFL Offensive Rookie of the Year in 2019 and earned Pro Bowl selections in 2020 and 2021.

Prior to Arizona, Kingsbury spent six seasons (2013-18) as the head coach at his alma mater, Texas Tech.

In eight seasons (2011-18) as a head coach/offensive coordinator at the college level, a Kingsbury-led offense never finished outside the top-20 in the nation in total offense and never finished outside the top-15 in passing offense.

Kingsbury's star pupil at Texas Tech was quarterback **Patrick Mahomes**, who was selected 10th overall in the 2017 NFL Draft and has earned 2018 NFL MVP Honors and Super Bowl LIV MVP honors in his first four seasons in league.

Kingsbury began his coaching career at the University of Houston as the offensive quality control coach (2008-09) prior to being elevated to QBs coach (2010) and co-offensive coordinator in 2011.

Kingsbury had a prolific career as a quarterback at Texas Tech (1999-2002), playing his last three seasons under **Mike Leach**, setting 39 school records, 16 Big 12 marks and 17 NCAA records during his collegiate career while throwing for 12,423 yards and 95 touchdowns.

He was drafted in the sixth round (201st overall) of the NFL Draft by New England in 2003 and spent his rookie season on the Patriots injured reserve list before spending the 2004 season on the Saints practice squad. Kingsbury played in one game with the Jets in 2005. He played with the Cologne Centurions of NFL Europe in 2006 before attending training camp with the Bills that summer. Kingsbury finished his playing career in the CFL by playing with the Montreal Alouettes and Winnipeg Blue Bombers in 2007.

## TITANS-CARDINALS CONNECTIONS

### FORMER COLLEGE TEAMMATES

	TEN	DE Da'Shawn Hand	(2014-17)
	ARI	S Deionte Thompson	(2016-18)
	TEN	TE Tommy Hudson	(2016-19)
	ARI	RB Eno Benjamin	(2017-19)
	TEN	CB Roger McCreary	(2018-21)
	ARI	ILB Chandler Wooten	(2017-19, '21)
	TEN	OLB Harold Landry III	(2014-17)
	ARI	DE Zach Allen	(2015-18)
	TEN	P Ryan Stonehouse	(2017-21)
	ARI	DT Manny Jones	(2017-21)
	ARI	TE Trey McBride	(2018-21)
	TEN	C Ben Jones	(2008-11)
	ARI	WR A.J. Green	(2008-10)
	ARI	DE Jonathan Ledbetter	(2015-18)
	TEN	OLB David Anenih	(2017-21)
	ARI	OL Josh Jones	(2016-19)
	TEN	CB Greg Mabin	(2014-16)
	TEN	S Amani Hooker	(2016-18)
	ARI	ILB Ben Niemann	(2014-17)
	ARI	CB Josh Jackson	(2015-17)
	TEN	CB Kristian Fulton	(2016-19)
	TEN	FB Tory Carter	(2017-20)
	TEN	WR Racey McMath	(2017-20)
	ARI	RB Darrel Williams	(2014-17)
	ARI	DT Rashard Lawrence	(2016-19)
	TEN	S Adrian Colbert	(2013-16)
	ARI	OL Danny Isidora	(2013-16)
	TEN	S Theo Jackson	(2017-21)
	ARI	WR JaVonta Payton	(2021)
	TEN	C/G Willie Wright	(2015-18)
	ARI	ILB Zaven Collins	(2018-21)
	TEN	WR Robert Woods	(2010-12)
	TEN	T Jalen McKenzie	(2018-21)
	ARI	OLB Devon Kennard	(2010-13)
	ARI	DT Antwaun Woods	(2012-15)
	ARI	RB Keaontay Ingram	(2021)
	TEN	CB Caleb Farley	(2018-19)
	ARI	OL Lecitus Smith	(2018-21)
	TEN	CB Elijah Molden	(2017-20)
	ARI	CB Byron Murphy Jr.	(2015-18)
	ARI	WR Andre Baccellia	(2016-19)
	ARI	ILB Ezekiel Turner	(2015-17)

### FORMER NFL TEAMMATES

TITANS	CARDINALS
<i>Italicized name indicates players were drafted by this team</i>	
LS Morgan Cox (2010-20) RB Trenton Cannon (2021)	 TE Maxx Williams (2015-18) WR Marquise Brown (2019-21) QB Trace McSorley (2019-20)
K Randy Bullock (2016-20) CB Greg Mabin (2019)	 DT Christian Ringo (2017, 2018) ILB Nick Vigil (2016-19)
RB Dontrell Hilliard (2018-20)	 ILB Tanner Vallejo (2018)
P Brett Kern (2008-09)	 K Matt Prater (2007-14)
<i>DE Da'Shawn Hand (2018-21)</i>	 S Charles Washington (2017-18) OLB Devon Kennard (2018)
TE Geoff Swaim (2015-18)	 DT Antwaun Woods (2018-20) DT Christian Ringo (2018)
<i>C Ben Jones (2012-15)</i> <i>K Randy Bullock (2013-15)</i> <i>LB Zach Cunningham (2017-21)</i> <i>LB Dylan Cole (2017-20)</i> <i>S A.J. Moore (2018-21)</i> <i>DB Lonnie Johnson Jr. (2019-21)</i> RB Dontrell Hilliard (2020)	 <i>DE J.J. Watt (2011-20)</i> <i>WR DeAndre Hopkins (2013-19)</i> TE Stephen Anderson (2016-17)
TE David Wells (2018-19)	 ILB Ben Niemann (2018-21) RB Darrel Williams (2018-21)
S Adrian Colbert (2020)	 OL Will Hernandez (2018-21) OLB Markus Golden (2019-20) QB Colt McCoy (2020)
<i>DL Denico Autry (2014-17)</i> <i>S Tyree Gillespie (2021)</i>	 C Rodney Hudson (2015-20) WR Marcell Ateman (2018-21)
OLB Bud Dupree (2015-20) K Randy Bullock (2016) OLB Ola Adeniyi (2018-20)	 OL Kelvin Beachum (2012-15) RB James Conner (2017-20)
S Adrian Colbert (2021-18) CB Greg Mabin (2017-18)	 WR Victor Bolden (2017-18)

## TITANS-CARDINALS CONNECTIONS

### FORMER CARDINALS

- Titans wide receivers coach **Rob Moore** played five seasons with the Cardinals as a wide receiver (1995–1999). He appeared in 77 games with 73 starts and registered 322 receptions for 5,110 yards and 27 touchdowns, and in 1997, Moore led the NFL with 1,584 receiving yards en route to being named All-Pro and to his second career Pro Bowl while with the Cardinals.
- In 2021, Titans tight end **David Wells** appeared in three games with one start for the Cardinals.

### FORMER TITANS

- Cardinals wide receivers coach **Shawn Jefferson** spent the 2013-15 seasons as the Titans wide receivers coach.
- Cardinals defensive backs coach **Marcus Robertson** was drafted by the Houston Oilers in the fourth round (102nd overall) of the 1991 NFL Draft and spent 10 years playing for the organization (1991-2000). He appeared in 135 games with 117 starts at safety, and recorded 642 tackles, 22 interceptions, and 11 fumble recoveries, three of which he returned for a touchdown while with the Oilers/Titans. Robertson also served as an assistant secondary coach and secondary coach for the Titans from 2007-2011.
- Cardinals defensive line coach **Matt Burke** joined the Titans organization as an administrative assistant from 2004–2005 and was a defensive assistant and quality control coach from 2006–2008.
- Cardinals assistant offensive line coach **Brian Natkin** appeared in three games for the Titans during the 2001 season as a tight end.
- After the 2016 NFL Draft, the Titans signed defensive tackle **Antwaun Woods** as an undrafted free agent. Woods appeared in one game for Tennessee during the 2016 season, registering three tackles.

### CARDINALS WITH NASHVILLE/TENNESSEE AREA CONNECTIONS

- Cardinals rookie wide receiver **JaVonta Payton** played his 2021 college season at Tennessee, where he caught 18 passes for 413 receiving yards with six touchdowns.
- Cardinals assistant special teams coach **Devin Fitzsimmons** worked as the special teams coordinator and tight ends coach for two seasons at Vanderbilt (2019-20).
- Cardinals quarterback **Jarrett Guarantano** played 41 games with 32 starts at the University of Tennessee from 2017 to 2020.

### TITANS WITH ARIZONA AREA CONNECTIONS

- Titans tackle **Taylor Lewan** grew up in Cave Creek, Ariz. He attended Cactus Shadows (Phoenix, Ariz.) High School through his junior year, prior to transferring to Chaparral (Scottsdale, Ariz.) High School as a senior. His senior year, Lewan led his team to the state title game and was named SuperPrep All-American, first-team all-state, first-team all-region, and won the Frank Kush award as the state of Arizona's top interior offensive lineman.
- Titans running backs coach **Tony Dews** spent five years (2012-16) at the University of Arizona coaching wide receivers and was a part of four consecutive bowl teams from 2012-15.

### COACHING CONNECTIONS

- Titans head coach **Mike Vrabel** played for the New England Patriots when they drafted Cardinals head coach **Kliff Kingsbury** in the sixth round (201st overall) of the 2003 NFL Draft.
- Titans tight end coach **Luke Steckel** was assistant to the head coach at Cleveland (2011-12) while Cardinals linebackers coach **Bill Davis** served in the same role.
- Titans assistant offensive line coach **Mike Sullivan** served in the same role for the Miami Dolphins (2016) while Cardinals strength and conditioning coach **Buddy Morris** also served in the same role on the Cleveland coaching staff (2002-04). Cardinals tight ends coach **Steve Heiden** also played for the Browns during that time. Sullivan rejoined the Browns coaching staff as the offensive line coach and coached alongside Heiden for two more years (2007-08).
- Titans defensive line coach **Terrell Williams** served in the same role while coaching alongside Cardinals outside linebackers coach **Charlie Bullen**, who was an assistant linebacker coach, wide receivers coach **Shawn Jefferson**, who served the same role, defensive coordinator **Vance Joseph**, who served the same role, and defensive assistant **Rusty McKinney**, who served as a defensive quality coach.
- Titans offensive coordinator **Todd Downing** served at the Detroit Lions as the quarterbacks coach and Titans senior defensive assistant **Jim Schwartz** was the head coach while Cardinals defensive backs coach **Marcus Robertson** was the secondary coach (2012-13).
- Titans offensive coordinator **Todd Downing** served as the quarterbacks coach and Titans wide receivers coach **Rob Moore** served in the same role at Oakland (2015-16) while coaching with Cardinals defensive back coach **Marcus Robertson** who served in the same role.
- Titans assistant offensive line coach **Mike Sullivan** served as the offensive line coach for the San Diego Chargers (2009-12). Additionally, Titans special teams coach **Craig Aukerman** served as an assistant special teams coach and then as the special teams coordinator for the San Diego Chargers (2013-15). Both coaches crossed paths with Cardinals cornerbacks coach **Greg Williams**, who spent seven seasons with the Chargers as an assistant linebackers coach and an assistant secondary coach (2009-15).

### COACH-PLAYER CONNECTIONS

- Cardinals wide receiver **DeAndre Hopkins** and defensive end **J.J. Watt** have a long history with the Titans coaching staff during their time in Houston. Titans head coach **Mike Vrabel** served as the defensive coordinator, strength and conditioning assistant **Brian Bell** served the same role, defensive coordinator **Shane Bowen** served as a defensive assistant, secondary coach **Anthony Midget** served the same role after being promoted from the team's assistant secondary coach, and quarterbacks coach **Pat O'Hara** served as an offensive assistant and helped coach the quarterbacks while all in Houston. Houston won back-to-back divisional titles all while they were with the team (2015-16).
- Titans offensive coordinator **Todd Downing** served in the same role for Oakland after spending two years as the quarterbacks coach, and Titans wide receivers coach **Rob Moore** served the same role, while Cardinals offensive lineman **Rodney Hudson** was on the roster (2015-17).



# CAREER GAME-BY-GAME STATS VS. THE CARDINALS: TITANS OFFENSE

## QUARTERBACKS

### Ryan Tannehill (Passing)

Date	Opp	W-L	G/S	Att	Cmp	Pct	Yds	Yd/A	TD	TD%	Int	Int%	Lg	Sk	Lst	Rate
9/30/12	@ Ari	L	QB	41	26	63.4	431	10.5	1	2.4	2	4.9	80t	4	37	86.5
12/11/16	Ari	W	QB	20	15	75.0	195	9.8	3	15.0	1	5.0	71	1	11	124.0
9/12/21	Ari	L	QB	35	21	60.0	212	6.1	1	2.9	1	2.9	39	6	56	74.9
<b>Totals</b>		<b>1-2</b>	<b>3/3</b>	<b>96</b>	<b>62</b>	<b>64.6</b>	<b>838</b>	<b>8.7</b>	<b>5</b>	<b>5.2</b>	<b>4</b>	<b>4.2</b>	<b>80t</b>	<b>11</b>	<b>104</b>	<b>102.2</b>

### Ryan Tannehill (Rushing)

Date	Opp	W-L	G/S	Att	Yds	Avg	Lg	TD
9/30/12	@ Ari	L	QB	1	0	0.0	0	0
12/11/16	Ari	W	QB	5	20	4.0	12	0
9/12/21	Ari	L	QB	2	17	8.5	16	1
<b>Totals</b>		<b>1-2</b>	<b>3/3</b>	<b>8</b>	<b>37</b>	<b>4.6</b>	<b>16</b>	<b>1</b>

### Logan Woodside

Date	Opp	W-L	G/S	Att	Cmp	Pct	Yds	Yd/A	TD	TD%	Int	Int%	Lg	Sk	Lst	Rate
None																
<b>Totals</b>		<b>0-0</b>	<b>0/0</b>	<b>0</b>	<b>0</b>	<b>-</b>	<b>0</b>	<b>-</b>	<b>0</b>	<b>-</b>	<b>0</b>	<b>-</b>	<b>-</b>	<b>0</b>	<b>0</b>	<b>-</b>

## RUNNING BACKS

### Trenton Cannon

Date	Opp	W-L	G/S	Att	Rushing				Rec	Receiving			
					Yds	Avg	Lg	TD		Yds	Avg	Lg	TD
10/10/21	@ Ari	L		0	0	-	-	0	0	0	-	-	0
11/7/21	Ari	L		0	0	-	-	0	0	0	-	-	0
<b>Totals</b>		<b>0-2</b>	<b>2/0</b>	<b>0</b>	<b>0</b>	<b>-</b>	<b>-</b>	<b>0</b>	<b>0</b>	<b>0</b>	<b>-</b>	<b>-</b>	<b>0</b>

### Tory Carter (FB)

Date	Opp	W-L	G/S	Att	Rushing				Rec	Receiving			
					Yds	Avg	Lg	TD		Yds	Avg	Lg	TD
None													
<b>Totals</b>		<b>0-0</b>	<b>0/0</b>	<b>0</b>	<b>0</b>	<b>-</b>	<b>-</b>	<b>0</b>	<b>0</b>	<b>0</b>	<b>-</b>	<b>-</b>	<b>0</b>

### Derrick Henry

Date	Opp	W-L	G/S	Att	Rushing				Rec	Receiving			
					Yds	Avg	Lg	TD		Yds	Avg	Lg	TD
12/10/17	@ Ari	L	RB	8	20	2.5	9	1	0	0	-	-	0
9/12/21	Ari	L	RB	17	58	3.4	19	0	3	19	6.3	8	0
<b>Totals</b>		<b>0-2</b>	<b>2/2</b>	<b>25</b>	<b>78</b>	<b>3.1</b>	<b>19</b>	<b>1</b>	<b>3</b>	<b>19</b>	<b>6.3</b>	<b>8</b>	<b>0</b>

### Dontrell Hilliard

Date	Opp	W-L	G/S	Att	Rushing				Rec	Receiving			
					Yds	Avg	Lg	TD		Yds	Avg	Lg	TD
12/15/19	@ Ari	L		0	0	-	-	0	0	0	-	-	0
<b>Totals</b>		<b>0-1</b>	<b>1/0</b>	<b>0</b>	<b>0</b>	<b>-</b>	<b>-</b>	<b>0</b>	<b>0</b>	<b>0</b>	<b>-</b>	<b>-</b>	<b>0</b>

## WIDE RECEIVERS

### Dez Fitzpatrick

Date	Opp	W-L	G/S	Rec	Yds	Avg	Lg	TD
None								
<b>Totals</b>		<b>0-0</b>	<b>0/0</b>	<b>0</b>	<b>0</b>	<b>-</b>	<b>-</b>	<b>0</b>

### Cody Hollister

Date	Opp	W-L	G/S	Rec	Yds	Avg	Lg	TD
None								
<b>Totals</b>		<b>0-0</b>	<b>0/0</b>	<b>0</b>	<b>0</b>	<b>-</b>	<b>-</b>	<b>0</b>

### Mason Kinsey

Date	Opp	W-L	G/S	Rec	Yds	Avg	Lg	TD
None								
<b>Totals</b>		<b>0-0</b>	<b>0/0</b>	<b>0</b>	<b>0</b>	<b>-</b>	<b>-</b>	<b>0</b>

### Racey McMath

Date	Opp	W-L	G/S	Rec	Yds	Avg	Lg	TD
9/12/21	Ari	L		0	0	-	-	0
<b>Totals</b>		<b>0-1</b>	<b>1/0</b>	<b>0</b>	<b>0</b>	<b>-</b>	<b>-</b>	<b>0</b>

### Nick Westbrook-Ikhine

Date	Opp	W-L	G/S	Rec	Yds	Avg	Lg	TD
9/12/21	Ari	L		1	10	10.0	10	0
<b>Totals</b>		<b>0-1</b>	<b>1/0</b>	<b>1</b>	<b>10</b>	<b>10.0</b>	<b>10</b>	<b>0</b>

### Robert Woods

Date	Opp	W-L	G/S	Rec	Yds	Avg	Lg	TD
9/25/16	Ari	W	WR	6	51	8.5	24	0
10/22/17	Ari	W	WR	5	59	11.8	17	0
9/16/18	Ari	W	WR	6	81	13.5	21	0
12/23/18	@ Ari	W	WR	6	89	14.8	39t	1
12/1/19	@ Ari	W	WR	13	172	13.2	48	0
12/29/19	Ari	W	WR	7	67	9.6	37	1
12/6/20	@ Ari	W	WR	10	85	8.5	18	0
1/3/21	Ari	W	WR	4	36	9.0	27	0
10/3/21	Ari	L	WR	4	48	12.0	18	1
<b>Totals</b>		<b>8-1</b>	<b>9/9</b>	<b>61</b>	<b>688</b>	<b>11.3</b>	<b>48</b>	<b>3</b>

## CAREER GAME-BY-GAME STATS VS. THE CARDINALS: TITANS OFFENSE

### TIGHT ENDS

#### Austin Hooper

Date	Opp	W-L	G/S	Rec	Yds	Avg	Lg	TD
11/27/16	Ari	W		2	8	4.0	5	0
12/16/18	Ari	W		0	0	-	-	0
10/13/19	@ Ari	L	TE	8	117	14.6	30	1
10/17/21	Ari	L	TE	1	4	4.0	4	0
<b>Totals</b>		<b>2-2</b>	<b>4/2</b>	<b>11</b>	<b>129</b>	<b>11.7</b>	<b>30</b>	<b>1</b>

#### Geoff Swaim

Date	Opp	W-L	G/S	Rec	Yds	Avg	Lg	TD
9/25/17	@ Ari	W		0	0	-	-	0
9/12/21	Ari	L	TE	0	0	-	-	0
<b>Totals</b>		<b>1-1</b>	<b>2/1</b>	<b>0</b>	<b>0</b>	<b>-</b>	<b>-</b>	<b>0</b>

#### David Wells

Date	Opp	W-L	G/S	Rec	Yds	Avg	Lg	TD
None								
<b>Totals</b>		<b>0-0</b>	<b>0/0</b>	<b>0</b>	<b>0</b>	<b>-</b>	<b>-</b>	<b>0</b>

#### Tommy Hudson

Date	Opp	W-L	G/S	Rec	Yds	Avg	Lg	TD
None								
<b>Totals</b>		<b>0-0</b>	<b>0/0</b>	<b>0</b>	<b>0</b>	<b>-</b>	<b>-</b>	<b>0</b>

## CAREER GAME-BY-GAME STATS VS. THE CARDINALS: TITANS SPECIALISTS

### RETURNERS

#### Trenton Cannon

Date	Opp	W-L	PR	FC	Yds	Avg	Lg	TD	KR	Yds	Avg	Lg	TD
10/10/21	@ Ari	L	-	-	-	-	-	-	-	-	-	-	-
11/7/21	Ari	L	0	0	0	-	-	0	2	45	22.5	23	0
<b>Totals</b>		<b>0-2</b>	<b>0</b>	<b>0</b>	<b>0</b>	<b>-</b>	<b>-</b>	<b>0</b>	<b>2</b>	<b>45</b>	<b>22.5</b>	<b>23</b>	<b>0</b>

#### Dontrell Hilliard

Date	Opp	W-L	PR	FC	Yds	Avg	Lg	TD	KR	Yds	Avg	Lg	TD
12/15/19	@ Ari	L	1	1	9	9.0	9	0	4	67	16.8	20	0
<b>Totals</b>		<b>0-1</b>	<b>1</b>	<b>1</b>	<b>9</b>	<b>9.0</b>	<b>9</b>	<b>0</b>	<b>4</b>	<b>67</b>	<b>16.8</b>	<b>20</b>	<b>0</b>

#### Mason Kinsey

Date	Opp	W-L	PR	FC	Yds	Avg	Lg	TD	KR	Yds	Avg	Lg	TD
None													
<b>Totals</b>		<b>0-0</b>	<b>00</b>	<b>0</b>	<b>0</b>	<b>-</b>	<b>-</b>	<b>0</b>	<b>0</b>	<b>0</b>	<b>-</b>	<b>-</b>	<b>0</b>

### KICKERS

#### Randy Bullock

Date	Opp	W-L	FGM	FGA	Pct	XPM	XPA	1-19	20-29	30-39	40-49	50+	Lg	KO	TB
11/10/13	@ Ari	L	1	2	50.0	3	3	0-0	0-0	0-0	1-2	0-0	48	5	3
10/6/19	Ari	L	3	3	100.0	2	2	0-0	2-2	0-0	1-1	0-0	48	6	4
<b>Totals</b>		<b>0-2</b>	<b>4</b>	<b>5</b>	<b>80.0</b>	<b>5</b>	<b>5</b>	<b>0-0</b>	<b>2-2</b>	<b>0-0</b>	<b>2-3</b>	<b>0-0</b>	<b>48</b>	<b>11</b>	<b>7</b>

### PUNTERS

#### Brett Kern

Date	Opp	W-L	Num	Blk	Yds	Avg	Lg	TB	In20	NetAvg
11/29/09	Ari	W	4	0	184	46.0	56	1	2	41.3
12/15/13	Ari	L	3	0	145	48.3	51	0	2	48.3
12/10/17	@ Ari	L	6	0	313	52.2	58	0	2	46.7
9/12/21	Ari	L	3	0	151	50.3	59	0	0	42.3
<b>Totals</b>		<b>1-3</b>	<b>16</b>	<b>0</b>	<b>793</b>	<b>49.6</b>	<b>59</b>	<b>1</b>	<b>6</b>	<b>44.8</b>

## CAREER GAME-BY-GAME STATS VS. THE CARDINALS: TITANS DEFENSE

#### Ola Adeniyi (OLB)

Date	Opp	W-L	G/S	Tackle	Sack	Int	FF	FR
12/8/19	@ Ari	W		0	0.0	0	0	0
9/12/21	Ari	L		0	0.0	0	0	0
<b>Totals</b>		<b>1-1</b>	<b>2/0</b>	<b>0</b>	<b>0.0</b>	<b>0</b>	<b>0</b>	<b>0</b>

#### Kevin Byard (S)

Date	Opp	W-L	G/S	Tackle	Sack	Int	FF	FR
12/10/17	@ Ari	L	FS	4	0.0	0	0	0
9/12/21	Ari	L	FS	2	0.0	1	0	0
<b>Totals</b>		<b>0-2</b>	<b>2/2</b>	<b>6</b>	<b>0.0</b>	<b>1</b>	<b>0</b>	<b>0</b>

#### Denico Autry (DL)

Date	Opp	W-L	G/S	Tackle	Sack	Int	FF	FR
9/12/21	Ari	L		1	0.0	0	0	0
<b>Totals</b>		<b>0-1</b>	<b>1/0</b>	<b>1</b>	<b>0.0</b>	<b>0</b>	<b>0</b>	<b>0</b>

#### Adrian Colbert (S)

Date	Opp	W-L	G/S	Tackle	Sack	Int	FF	FR
10/1/17	@ Ari	L		0	0.0	0	0	0
11/5/17	Ari	L		3	0.0	0	0	0
10/7/18	Ari	L	FS	2	0.0	0	0	0
<b>Totals</b>		<b>0-3</b>	<b>3/1</b>	<b>5</b>	<b>0.0</b>	<b>0</b>	<b>0</b>	<b>0</b>

## CAREER GAME-BY-GAME STATS VS. THE CARDINALS: TITANS DEFENSE

### Dylan Cole (LB)

Date	Opp	W-L	G/S	Tackle	Sack	Int	FF	FR
None								
<b>Totals</b>		<b>0-0</b>	<b>0/0</b>	<b>0</b>	<b>0.0</b>	<b>0</b>	<b>0</b>	<b>0</b>

### Zach Cunningham (LB)

Date	Opp	W-L	G/S	Tackle	Sack	Int	FF	FR
11/19/17	Ari	W	WLB	4	0.0	0	0	0
10/24/21	@ Ari	L	WLB	1	0.0	0	0	0
<b>Totals</b>		<b>1-1</b>	<b>2/2</b>	<b>5</b>	<b>0.0</b>	<b>0</b>	<b>0</b>	<b>0</b>

### Bud Dupree (OLB)

Date	Opp	W-L	G/S	Tackle	Sack	Int	FF	FR
10/18/15	Ari	W		1	0.0	0	0	0
12/8/19	@ Ari	W	OLB	5	1.0	0	0	0
9/12/21	Ari	L	OLB	1	0.0	0	0	0
<b>Totals</b>		<b>2-1</b>	<b>3/2</b>	<b>7</b>	<b>1.0</b>	<b>0</b>	<b>0</b>	<b>0</b>

### Caleb Farley (CB)

Date	Opp	W-L	G/S	Tackle	Sack	Int	FF	FR
9/12/21	Ari	L		0	0.0	0	0	0
<b>Totals</b>		<b>0-1</b>	<b>1/0</b>	<b>0</b>	<b>0.0</b>	<b>0</b>	<b>0</b>	<b>0</b>

### Kristian Fulton (CB)

Date	Opp	W-L	G/S	Tackle	Sack	Int	FF	FR
9/12/21	Ari	L	CB	3	0.0	0	0	0
<b>Totals</b>		<b>0-1</b>	<b>1/1</b>	<b>3</b>	<b>0.0</b>	<b>0</b>	<b>0</b>	<b>0</b>

### Da'Shawn Hand (DE)

Date	Opp	W-L	G/S	Tackle	Sack	Int	FF	FR
12/9/18	@ Ari	W	DE	0	0.0	0	0	0
9/27/20	@ Ari	W		3	0.0	0	0	0
<b>Totals</b>		<b>2-0</b>	<b>2/1</b>	<b>3</b>	<b>0.0</b>	<b>0</b>	<b>0</b>	<b>0</b>

### Amani Hooker (S)

Date	Opp	W-L	G/S	Tackle	Sack	Int	FF	FR
9/12/21	Ari	L	S	6	0.0	0	0	0
<b>Totals</b>		<b>0-1</b>	<b>1/0</b>	<b>6</b>	<b>0.0</b>	<b>0</b>	<b>0</b>	<b>0</b>

### Chris Jackson (DB)

Date	Opp	W-L	G/S	Tackle	Sack	Int	FF	FR
None								
<b>Totals</b>		<b>0-0</b>	<b>0/0</b>	<b>0</b>	<b>0.0</b>	<b>0</b>	<b>0</b>	<b>0</b>

### Lonnie Johnson Jr. (DB)

Date	Opp	W-L	G/S	Tackle	Sack	Int	FF	FR
10/24/21	@ Ari	L	S	9	0.0	1	0	0
<b>Totals</b>		<b>0-1</b>	<b>1/1</b>	<b>9</b>	<b>0.0</b>	<b>1</b>	<b>0</b>	<b>0</b>

### Joe Jones (LB)

Date	Opp	W-L	G/S	Tackle	Sack	Int	FF	FR
10/18/18	@ Ari	W		0	0.0	0	0	0
<b>Totals</b>		<b>1-0</b>	<b>1/0</b>	<b>0</b>	<b>0.0</b>	<b>0</b>	<b>0</b>	<b>0</b>

### Naquan Jones (DT)

Date	Opp	W-L	G/S	Tackle	Sack	Int	FF	FR
None								
<b>Totals</b>		<b>0-0</b>	<b>0/0</b>	<b>0</b>	<b>0.0</b>	<b>0</b>	<b>0</b>	<b>0</b>

### Joshua Kalu (DB)

Date	Opp	W-L	G/S	Tackle	Sack	Int	FF	FR
None								
<b>Totals</b>		<b>0-0</b>	<b>0/0</b>	<b>0</b>	<b>0.0</b>	<b>0</b>	<b>0</b>	<b>0</b>

### Harold Landry III (OLB)

Date	Opp	W-L	G/S	Tackle	Sack	Int	FF	FR
9/12/21	Ari	L	OLB	3	1.0	0	0	0
<b>Totals</b>		<b>0-1</b>	<b>1/1</b>	<b>3</b>	<b>1.0</b>	<b>0</b>	<b>0</b>	<b>0</b>

### David Long Jr. (LB)

Date	Opp	W-L	G/S	Tackle	Sack	Int	FF	FR
None								
<b>Totals</b>		<b>0-0</b>	<b>0/0</b>	<b>0</b>	<b>0.0</b>	<b>0</b>	<b>0</b>	<b>0</b>

### Greg Mabin (CB)

Date	Opp	W-L	G/S	Tackle	Sack	Int	FF	FR
11/5/17	Ari	L		0	0.0	0	0	0
10/7/18	Ari	L		2	0.0	0	0	0
<b>Totals</b>		<b>0-2</b>	<b>2/0</b>	<b>2</b>	<b>0.0</b>	<b>0</b>	<b>0</b>	<b>0</b>

### Elijah Molden (CB)

Date	Opp	W-L	G/S	Tackle	Sack	Int	FF	FR
9/12/21	Ari	L		2	0.0	0	0	0
<b>Totals</b>		<b>0-1</b>	<b>1/0</b>	<b>2</b>	<b>0.0</b>	<b>0</b>	<b>0</b>	<b>0</b>

### A.J. Moore Jr. (S)

Date	Opp	W-L	G/S	Tackle	Sack	Int	FF	FR
10/24/21	@ Ari	L		1	0.0	0	0	0
<b>Totals</b>		<b>0-1</b>	<b>1/0</b>	<b>1</b>	<b>0.0</b>	<b>0</b>	<b>0</b>	<b>0</b>

### Larrell Murchison (DL)

Date	Opp	W-L	G/S	Tackle	Sack	Int	FF	FR
9/12/21	Ari	L	DL	1	0.0	0	0	0
<b>Totals</b>		<b>0-1</b>	<b>1/1</b>	<b>1</b>	<b>0.0</b>	<b>0</b>	<b>0</b>	<b>0</b>

### Jeffery Simmons (DT)

Date	Opp	W-L	G/S	Tackle	Sack	Int	FF	FR
9/12/21	Ari	L	DT	5	1.0	0	0	0
<b>Totals</b>		<b>0-1</b>	<b>1/1</b>	<b>5</b>	<b>1.0</b>	<b>0</b>	<b>0</b>	<b>0</b>

### Kevin Strong (DE)

Date	Opp	W-L	G/S	Tackle	Sack	Int	FF	FR
9/8/19	@ Ari	T		0	0.0	0	0	0
<b>Totals</b>		<b>0-0-1</b>		<b>0</b>	<b>0.0</b>	<b>0</b>	<b>0</b>	<b>0</b>

### Teair Tart (DT)

Date	Opp	W-L	G/S	Tackle	Sack	Int	FF	FR
9/12/21	Ari	L	NT	2	0.0	0	0	0
<b>Totals</b>		<b>0-1</b>	<b>1/1</b>	<b>2</b>	<b>0.0</b>	<b>0</b>	<b>0</b>	<b>0</b>

### DeMarcus Walker (DL)

Date	Opp	W-L	G/S	Tackle	Sack	Int	FF	FR
10/18/18	@ Ari	W		1	0.0	0	0	0
10/24/21	@ Ari	L		4	1.0	0	0	0
<b>Totals</b>		<b>1-1</b>	<b>2/0</b>	<b>5</b>	<b>1.0</b>	<b>0</b>	<b>0</b>	<b>0</b>

### Rashad Weaver (OLB)

Date	Opp	W-L	G/S	Tackle	Sack	Int	FF	FR
None								
<b>Totals</b>		<b>0-0</b>	<b>0/0</b>	<b>0</b>	<b>0.0</b>	<b>0</b>	<b>0</b>	<b>0</b>

## REGULAR TITANS LINEUP

### OFFENSIVE STARTERS

**WR 15-Nick Westbrook-Ikhine (6-2, 211, 3rd Year/3rd with Titans, Indiana)** - The former undrafted free agent emerged as a regular on offense in 2021, appearing in 16 games with seven starts. He ranked second on the team in catches (38), receiving yards (476) and receiving touchdowns (four).

	G	GS	Rec	Yds	Avg	Lg	TD
2021	16	7	38	476	12.5	46	4
Career	30	8	41	509	12.4	46	4

**TE 81-Austin Hooper (6-4, 254, 7th year/1st with Titans, Stanford)** - The two-time Pro Bowl selection amassed 298 receptions for 3,024 yards and 23 touchdowns in six seasons before joining the Titans. A third-round pick by the Falcons in 2016, he spent four seasons in Atlanta before playing the past two campaigns in Cleveland.

	G	GS	Rec	Yds	Avg	Lg	TD
2021	16	16	38	345	9.1	34	3
Career	88	57	298	3,024	10.1	88t	23

**LT 77-Taylor Lewan (6-7, 309, 9th Year/9th with Titans, Michigan)** - The team's first-round pick in 2014 (11th overall) was voted to the Pro Bowl each season from 2016-18. He appeared in 103 games (98 starts) in his first eight seasons, including 13 starts in 2021.

2021 G/GS: 13/13, Career G/GS: 103/98

**LG 55-Aaron Brewer (6-1, 295, 3rd Year/3rd with Titans, Texas State)** - The former undrafted free agent appeared in 12 games in each of his first two seasons, including five starts in 2021. He has experience at guard and center.

2021 G/GS: 12/5, Career G/GS: 24/6

**LG 73-Jamarco Jones (6-4, 293, 5th Year/1st with Titans, Ohio State)** - Signed as an unrestricted free agent in 2022, the former fifth-round pick appeared in 36 games with seven starts with the Seahawks from 2019-21 after missing his 2018 rookie campaign on injured reserve.

2021 G/GS: 10/2, Career G/GS: 36/7

**C 60-Ben Jones (6-3, 308, 11th Year/7th with Titans, Georgia)** - Added as an unrestricted free agent in 2016, the former fourth-round pick played four previous seasons with the Houston Texans. He started 96 of 97 possible games during his first six seasons in Tennessee.

2021 G/GS: 17/17, Career G/GS: 160/139

**RG 64-Nate Davis (6-3, 316, 4th Year/4th with Titans, Charlotte)** - The 2019 third-round pick started 12 contests at right guard as a rookie and followed with 16 starts in his second season and 14 starts in 2021.

2021 G/GS: 14/14, Career G/GS: 43/42

**RT 75-Dillon Radunz (6-6, 301, 2nd Year/2nd with Titans, North Dakota State)** - The second-round draft pick in 2021 appeared in 12 games with one start as a rookie. He started 32 games at left tackle in college.

2021 G/GS: 12/1, Career G/GS: 12/1

**RT 78-Nicholas Petit-Frere (6-5, 316, Rookie, Ohio State)** - The third-round draft pick played in 35 games with 20 starts at Ohio State, including 12 starts at left tackle as a junior in 2021.

**TE 87-Geoff Swaim (6-4, 260, 8th year/3rd with Titans, Texas)** - Swaim was signed as a free agent in 2020 after previous stints with the Cowboys (2015-18) and Jaguars (2019). He was a seventh-round pick with Dallas in 2015.

	G	GS	Rec	Yds	Avg	Lg	TD
2021	16	16	31	210	6.8	26	3
Career	69	44	88	694	7.9	43	5

**WR 2-Robert Woods (6-0, 195, 10th Year/1st with Titans, Southern California)** - Acquired in a trade with the Rams in 2022, the former second-round pick of the Bills spent his first four NFL seasons in Buffalo before joining the Rams. He totaled 570 receptions for 7,077 yards and 35 touchdowns in 125 games prior to arriving in Tennessee.

	G	GS	Rec	Yds	Avg	Lg	TD
2021	9	9	45	556	12.4	28	4
Career	125	115	570	7,077	12.4	94t	35

**QB 17-Ryan Tannehill (6-4, 217, 11th Year/4th with Titans, Texas A&M)** - Acquired via trade from Miami in 2019, he led the Titans to three consecutive playoff appearances and two division titles in his first three seasons. From the time he took over as the Titans' starter in 2019 through 2021, his 102.3 passer rating ranked sixth in the NFL.

	G	GS	Att	Cmp	Pct	Yds	TD	Int	Lg	Sk	Rate
2021	17	17	531	357	67.2	3,734	21	14	57t	47	89.6
Career	133	131	4,209	2,702	64.2	30,729	199	102	91t	350	91.7

**RB 22-Derrick Henry (6-3, 247, 7th Year/7th with Titans, Alabama)** - The former Heisman winner, 2016 second-round pick and two-time NFL rushing champion (2019-20) was limited by injuries to eight games in 2021 after winning AP Offensive Player of the Year honors in 2020. No player had more rushing yards (6,307) or rushing touchdowns (60) from 2017 to 2021.

	G	GS	Att	Yds	Avg	Lg	TD	Rec	Yds	Avg	Lg	TD
2021	8	8	219	937	4.3	76t	10	18	154	8.6	16	0
Career	86	55	1,401	6,797	4.9	99t	65	94	846	9.0	75t	3

### OFFENSIVE RESERVES

**WR 16-Treyton Burks (6-2, 225, Rookie, Arkansas)** - The 18th overall draft pick played three seasons at Arkansas (2019-21), where he became the sixth all-time leading receiver in Razorbacks history (146 receptions for 2,399 yards) and tied for the fifth-most touchdown catches in school annals (18).

**FB 44-Tory Carter (6-0, 229, 2nd Year/2nd with Titans, Louisiana State)** - After entering the NFL as an undrafted free agent in 2021, he appeared in eight games with two starts as a rookie. Prior to the NFL, he played 42 games at LSU, where he was part of a 2019 national championship season.

	G	GS	Att	Yds	Avg	Lg	TD	Rec	Yds	Avg	Lg	TD
2021	8	2	0	0	-	-	0	0	0	-	-	0
Career	8	2	0	0	-	-	0	0	0	-	-	0

**RB 25-Hassan Haskins (6-2, 228, Rookie, Michigan)** - The fourth-round pick appeared in 36 games with 22 starts at Michigan, where he totaled 452 carries for 2,324 yards and 30 scores. He was named first-team All-Big Ten in 2021 after rushing for 1,327 yards and a school-record 20 touchdowns.

**RB 40-Dontrell Hilliard (5-11, 202, 5th year/2nd with Titans, Tulane)** - The former undrafted free agent arrived in October 2021 after previous time in Cleveland (2018-20) and Houston (2020). He set career highs with five starts and 350 rushing yards in 2021.

	G	GS	Att	Yds	Avg	Lg	TD	Rec	Yds	Avg	Lg	TD
2021	8	5	56	350	6.3	68t	2	19	87	4.6	28	0
Career	40	5	78	447	5.7	68t	4	41	286	7.0	28	0

**C/G 62-Corey Levin (6-4, 307, 4th Year/4th with Titans, Chattanooga)** - A sixth-round pick in 2017, Levin re-joined the Titans in 2021 after being claimed off waivers from the N.Y. Jets. He has also spent time with the Broncos, Bears and Patriots.

2021 G/GS: 12/0, Career G/GS: 28/1

**TE 85-Chig Okonkwo (6-3, 238, Rookie, Maryland)** - The fourth-round pick appeared in 37 games with 20 starts over four seasons (2018-21) at Maryland, totaling 77 receptions for 717 yards and eight touchdowns. His 52 receptions as a senior ranked second in program history by a tight end.

**WR 18-Kyle Phillips (5-11, 189, Rookie, UCLA)** - The fifth-round pick started 23 of his 34 games at UCLA, totaling 163 receptions for 1,821 yards and 17 touchdowns. He added 25 punt returns for 496 yards (19.8 avg.) with two touchdowns.

**QB 7-Malik Willis (6-1, 219, Rookie, Liberty)** - The third-round pick spent three total years at Liberty after transferring from Auburn. During two seasons as Liberty's starter (2020-21), he directed the Flames to two bowl victories and led the FBS with 74 total passing (47) and rushing (27) touchdowns.

**QB 5-Logan Woodside (6-1, 213, 3rd Year/3rd with Titans, Toledo)** - Originally a seventh-round draft pick with Cincinnati in 2018, he initially joined the Titans practice squad in 2018. After spending 2019 on the practice squad/injured list, he appeared in 11 games from 2020-21 as Ryan Tannehill's understudy.

	G	GS	Att	Cmp	Pct	Yds	TD	Int	Lg	Sk	Rate
2021	5	0	0	0	-	0	0	0	0	0	-
Career	11	0	3	1	33.3	7	0	0	7	0	42.4

### SPECIALISTS

**LS 46-Morgan Cox (6-4, 233, 13th Year/2nd with Titans, Tennessee)** - Cox was signed as an unrestricted free agent in 2021 after playing his first 11 seasons in Baltimore, where he earned three Pro Bowl berths.

2021 G/GS: 17/0, Career G/GS: 182/0

**P 6-Brett Kern (6-2, 214, 15th Year/14th with Titans, Toledo)** - Claimed off waivers from the Broncos during the 2009 season, he was named to the Pro Bowl in 2017, 2018 and 2019. He is the franchise's career and single-season leader in every major punting category.

	G	Punt	Blk	Yds	Avg	Lg	TB	I20	NetAvg
2021	14	47	0	2,105	44.8	59	1	18	40.4
Career	219	996	5	45,728	45.9	79	58	395	40.5

GAME PREVIEW

TEAM NOTES

PLAYER NOTES

MEDIA

STATISTICS

ROSTERS

## REGULAR TITANS LINEUP

**K 14-Randy Bullock (5-9, 210, 11th Year/2nd with Titans, Texas A&M)** - After spending his first nine NFL seasons primarily in Houston (2012-15) and Cincinnati (2016-20), he joined the Titans in 2021. His 120 points in 2021 ranked ninth in franchise history.

	G	FGM	FGA	Pct	Lg	XPM	XPA	Pts
2021	16	26	31	83.9	51	42	45	120
Career	123	194	233	83.3	57	257	270	839

### DEFENSIVE STARTERS

**DE 96-Denico Autry (6-5, 285, 9th Year/2nd with Titans, Mississippi State)** - Originally a rookie free agent with the Raiders in 2014, he totaled 96 games with the Raiders (2014-17) and Colts (2018-20) before joining the Titans. In 2021, he played in all 17 games and matched a career high with nine sacks.

	GP	GS	Tackle	Sack	QBP	TFL	Int	PD	FF	FR
2021	17	11	32	9.0	44	10	0	6	0	0
Career	113	67	248	39.5	97	60	0	25	3	3

**NT 93-Teair Tart (6-2, 304, 3rd Year/3rd with Titans, Florida International)** - Originally an undrafted free agent in 2020, he totaled 18 games in his first two seasons, including 10 starts in 2021.

	GP	GS	Tackle	Sack	QBP	TFL	Int	PD	FF	FR
2021	11	10	16	0.0	3	2	0	0	0	0
Career	18	11	21	0.0	5	3	0	1	0	0

**DT 98-Jeffery Simmons (6-4, 305, 4th Year/4th with Titans, Mississippi State)** - The 19th overall draft pick in 2019 made his first Pro Bowl in 2021 after setting career highs in several categories, including games (17), starts (17), tackles (54), sacks (8.5) and passes defended (six). He appeared in 29 consecutive games through the end of 2021.

	GP	GS	Tackle	Sack	QBP	TFL	Int	PD	FF	FR
2021	17	17	54	8.5	58	12	0	6	0	0
Career	41	39	143	13.5	92	17	0	12	1	3

**OLB 48-Bud Dupree (6-4, 269, 8th Year/2nd with Titans, Kentucky)** - The former first-round pick signed in Tennessee in 2021 following six seasons in Pittsburgh, where he totaled 39.5 sacks in 81 games. In his first season with the Titans, he appeared in 11 games and totaled three sacks.

	GP	GS	Tackle	Sack	QBP	TFL	Int	PD	FF	FR
2021	11	6	17	3.0	15	2	0	1	1	0
Career	92	72	248	42.5	79	55	1	12	9	3

**ILB 51-David Long Jr. (5-11, 227, 4th Year/4th with Titans, West Virginia)** - The 2019 sixth-round pick emerged as a starter in the second half of 2020. In 2021, he set career highs with nine starts and 75 tackles, which tied for second place on the squad.

	GP	GS	Tackle	Sack	QBP	TFL	Int	PD	FF	FR
2021	10	9	75	0.0	6	4	2	6	0	0
Career	38	14	140	0.0	7	8	2	9	1	0

**ILB 41-Zach Cunningham (6-3, 238, 6th Year/2nd with Titans, Vanderbilt)** - The Pinson, Ala., native was claimed off waivers from Houston in 2021. In four-plus seasons with the Texans, the second-round pick played 72 games with 570 tackles, 6.5 sacks and one interception.

	GP	GS	Tackle	Sack	QBP	TFL	Int	PD	FF	FR
2021	14	11	92	0.0	1	7	0	3	1	0
Career	76	70	579	6.5	12	29	1	18	5	3

**OLB 58-Harold Landry III (6-2, 252, 5th Year/5th with Titans, Boston College)** - The 41st overall draft pick in 2018 totaled a team-high 31 sacks from 2018-21. He started every game for the third consecutive season in 2021 and led the defense with a career-high 12 sacks, earning his first Pro Bowl berth.

	GP	GS	Tackle	Sack	QBP	TFL	Int	PD	FF	FR
2021	17	17	75	12.0	49	14	0	0	1	0
Career	64	52	271	31.0	127	30	2	8	3	2

**CB 3-Caleb Farley (6-2, 197, 2nd Year/2nd with Titans, Virginia Tech)** - The 22nd overall pick in 2021 was limited to three games as a rookie due to injuries. He had six interceptions in 24 games at Virginia Tech.

	GP	GS	Tackle	Sack	QBP	TFL	Int	PD	FF	FR
2021	3	1	4	0.0	0	0	0	1	0	0
Career	3	1	4	0.0	0	0	0	1	0	0

**CB 21-Roger McCreary (5-11, 190, Rookie, Auburn)** - The second-round pick (35th overall) was a two-year starter at Auburn, where he compiled six interceptions and 35 passes defended in 42 games (23 starts).

	GP	GS	Tackle	Sack	QBP	TFL	Int	PD	FF	FR
2021	17	17	88	1.0	2	1	5	13	2	1
Career	97	88	536	4.0	15	13	23	62	3	3

**S 31-Kevin Byard (5-11, 212, 7th Year/7th with Titans, Middle Tennessee State)** - The 2016 third-round pick appeared in all 97 games with 88 starts during his first six seasons. He ranked third in the NFL from 2017-21 with 23 total interceptions. His five interceptions in 2021 helped him earn AP All-Pro honors and his second career Pro Bowl.

	GP	GS	Tackle	Sack	QBP	TFL	Int	PD	FF	FR
2021	17	17	88	1.0	2	1	5	13	2	1
Career	97	88	536	4.0	15	13	23	62	3	3

**S 37-Amani Hooker (5-11, 210, 4th Year/4th with Titans, Iowa)** - The fourth-round pick in 2019 played in 44 games in his first three seasons. He made 12 starts in 2021 and set a career high with 62 tackles.

	GP	GS	Tackle	Sack	QBP	TFL	Int	PD	FF	FR
2021	12	12	62	0.0	0	1	1	4	1	0
Career	44	15	119	0.0	0	2	5	12	1	0

**CB 26-Kristian Fulton (5-11, 197, 3rd Year/3rd with Titans, Louisiana State)** - The 2020 second-rounder had one interception in six games as a rookie. He followed that with 13 starts, two interceptions and a team-high 14 passes defended in his second campaign.

	GP	GS	Tackle	Sack	QBP	TFL	Int	PD	FF	FR
2021	13	13	40	0.0	0	0	2	14	0	0
Career	19	15	56	1.0	1	1	3	15	0	0

### DEFENSIVE RESERVES

**OLB 92-Ola Adeniyi (6-1, 248, 5th Year/2nd with Titans, Toledo)** - The former undrafted free agent with Pittsburgh in 2018 was signed by the Titans in 2021. He tied for third on the Titans in 2021 with 10 special teams tackles and added a career-high 2.5 sacks.

	GP	GS	Tackle	Sack	QBP	TFL	Int	PD	FF	FR
2021	16	0	11	2.5	20	2	0	1	0	0
Career	48	1	30	2.5	20	3	0	1	0	1

**ILB 53-Dylan Cole (6-0, 237, 6th Year/2nd with Titans, Missouri State)** - Cole joined the Titans during the 2021 campaign and set a career high with 10 special teams tackles. Prior to arriving in Tennessee, he totaled 37 games with the Texans after entering the NFL as a rookie free agent in 2017.

	GP	GS	Tackle	Sack	QBP	TFL	Int	PD	FF	FR
2021	9	0	6	0.0	1	1	0	1	0	0
Career	46	1	73	1.0	3	6	2	8	0	1

**DB 35-Chris Jackson (5-10, 193, 3rd Year/3rd with Titans, Marshall)** - As a seventh-round pick in 2020, he appeared in 11 games with three starts. In 2021, he logged 12 games and three starts.

	GP	GS	Tackle	Sack	QBP	TFL	Int	PD	FF	FR
2021	12	3	33	0.0	2	1	0	4	0	0
Career	23	6	54	0.0	2	2	0	5	0	0

**S 29-Theo Jackson (6-1, 198, Rookie, Tennessee)** - The Nashville native and sixth-round pick played multiple positions in the secondary at the University of Tennessee, where his totals included 56 games played, 24 starts, 190 tackles and three interceptions. He earned second-team All-SEC honors in 2021.

**DL 90-Naquan Jones (6-3, 313, 2nd Year/2nd with Titans, Michigan State)** - As an undrafted rookie in 2021, he recorded five starts and 2.5 sacks in 13 games. He appeared in 46 games in four collegiate seasons, totaling 78 tackles and three sacks.

	GP	GS	Tackle	Sack	QBP	TFL	Int	PD	FF	FR
2021	13	5	29	2.5	4	4	0	2	0	0
Career	13	5	29	2.5	4	4	0	2	0	0

**CB 24-Elijah Molden (5-10, 192, 2nd Year/2nd with Titans, Washington)** - The third-round draft pick (100th overall) appeared in 16 games as a rookie in 2021, including seven starts in sub-packages. He played 44 collegiate games with 153 tackles and five interceptions.

	GP	GS	Tackle	Sack	QBP	TFL	Int	PD	FF	FR
2021	16	7	60	0.0	6	3	1	4	1	1
Career	16	7	60	0.0	6	3	1	4	1	1

**S 33-A.J. Moore Jr. (5-11, 200, 5th Year/1st with Titans, Mississippi)** - The 2022 unrestricted free agent signee led the Texans with 34 special teams tackles from 2018-21. He entered the NFL in 2018 as a rookie free agent with New England.

	GP	GS	Tackle	Sack	QBP	TFL	Int	PD	FF	FR
2021	12	0	2	0.0	0	0	0	0	1	0
Career	55	5	35	1.0	2	2	0	1	2	1

**DL 95-DeMarcus Walker (6-4, 280, 6th Year/1st with Titans, Florida State)** - Signed as a free agent in 2022, the former second-round pick arrived in Tennessee with 49 games of experience with the Denver Broncos (2017-20) and Houston Texans (2021).

	GP	GS	Tackle	Sack	QBP	TFL	Int	PD	FF	FR
2021	13	2	31	2.0	7	4	0	1	1	0
Career	49	7	82	12.5	23	14	0	2	2	1


**OLB 99-Rashad Weaver (6-4, 259, 2nd Year/2nd with Titans, Pittsburgh)** - As a rookie in 2021, the fourth-round pick suffered a season-ending injury in the third game of the season. At Pittsburgh, he was a consensus All-American as a senior after totaling 14.5 tackles for loss and 7.5 sacks.

	GP	GS	Tackle	Sack	QBP	TFL	Int	PD	FF	FR
2021	2	0	2	0.0	0	0	0	0	0	0
Career	2	0	2	0.0	0	0	0	0	0	0



## LAST WEEK VS. THE BUCCANEERS

### Preseason Week 2: Titans 13, Buccaneers 3 Saturday, Aug. 20, 2022 • 6:00 p.m. CT • Nissan Stadium



Following a week of joint practices in Nashville, the Titans hosted Tampa Bay at home during Week Two of the 2022 preseason and won by a score of 13-3. The Tennessee defense limited the Buccaneers to nine first downs, 81 passing yards and a combined two conversions on 15 attempts on third down (2-13) and fourth down (0-2).

After a scoreless first quarter, the Titans constructed three scoring drives in the second stanza to take a 13-0 lead. First, QB **Malik Willis** guided the offense on a 78-yard scoring drive that featured an 18-yard first-down reception by WR **Dez Fitzpatrick**, an 11-yard first-down catch by WR **Kyle Philips**, and two carries for 35 yards by Willis. Ultimately, Tennessee settled for a field goal as K **Randy Bullock** converted a 32-yard attempt, 3-0 Titans.

On the ensuing Tampa Bay drive, CB **Lonnie Johnson Jr.** forced Buccaneers RB **Rachaad White** to fumble the ball and it was recovered by OLB **Rashad Weaver** at the Tampa Bay 31-yard line to give Tennessee possession. The Titans capitalized on the turnover as Bullock made a 49-yard field goal, 6-0 Titans.

The Titans defense responded by forcing the Buccaneers to turn the ball over on a second consecutive drive. After a second-down sack of Buccaneers QB **Kyle Trask** by DE **Da'Shawn Hand**, Tampa Bay faced a third-and-18. Weaver impacted the pass attempt by making contact with Trask's arm during the throw, allowing LB **Joe Jones** to intercept the ball and return it 38 yards to the Tampa Bay 19-yard line. Tennessee took advantage of the turnover, as Willis engineered a four-play scoring drive that was capped off with a six-yard touchdown pass to TE **Chig Okonkwo**. The Titans took a 13-0 lead into halftime.

In the third quarter, Tampa Bay got on the scoreboard as Buccaneers K **Ryan Succop** converted a 52-yard field goal. The Tennessee defense kept the Buccaneers at bay, holding on to the lead and not surrendering any more points. The Titans sealed a home preseason win by a final score of 13-3.


#### SCORING

	1	2	3	4	Final
Tampa Bay	0	0	3	0	3
Tennessee	0	13	0	0	13

TEAM	SCORING PLAY	TIME
Titans	R.Bullock 32 yd. Field Goal	2-5:58
Titans	R.Bullock 49 yd. Field Goal	2-4:14
Titans	C.Okonkwo 6 yd. pass from M.Willis (R.Bullock kick)	2-0:26
Buccaneers	R.Succop 52 yd. Field Goal	3-2:20

**Missed FGs:** None  
**Attendance:** 65,319  
**Time of Game:** 2:55  
**Weather:** 78°, Cloudy, Wind SSW 4 mph  
**Referee:** Land Clark

[CLICK TO WATCH HIGHLIGHTS](#)



TEAM STATISTICS

	Buccaneers	Titans
TOTAL FIRST DOWNS	9	14
THIRD DOWN EFFICIENCY	2-13-15.4%	3-15-20.0%
FOURTH DOWN EFFICIENCY	0-2-0.0%	1-3-33.3%
TOTAL NET YARDS	174	255
Plays - Avg.	55-3.2	65-3.9
NET YARDS RUSHING	93	138
Rushes - Avg.	22-4.2	33-4.2
NET YARDS PASSING	81	117
Sacks - Yards Lost	4-37	4-19
PASS ATT-COMP-INT	29-14-1	28-14-1
PUNTS - Avg.	7-50.4	6-45.7
Net Punting Average	33.4	39.0
PUNT RETURNS - Yards	1-0	5-99
KICKOFF RETURNS - Yards	2-58	2-46
INTERCEPTIONS - Yards	1-0	1-38
PENALTIES Number and Yards	4-30	9-75
FUMBLES Number and Lost	4-1	1-0
TOUCHDOWNS	0	1
EXTRA POINTS Made-Attempts	0-0	1-1
RED ZONE EFFICIENCY	0-1-0%	1-3-33%
GOAL TO GO EFFICIENCY	0-0-0%	1-1-100%
SAFETIES	0	0
GIVEAWAYS	2	1
TAKEAWAYS	1	2
TIME OF POSSESSION	25:10	34:50

#### BUCCANEERS STARTERS

OFFENSE				DEFENSE			
WR 1	J.Darden	DB 35	J.Dean				
WR 18	T.Johnson	OLB 98	A.Nelson				
T 72	J.Wells	DL 92	W.Gholston				
G 67	L.Goedeke	DL 56	R.Nunez-Roches				
OL 70	R.Hainsey	DL 90	L.Hall				
G 64	A.Stinnie	ILB 53	O.Fatukasi				
OL 74	F.Johnson	ILB 52	K.Britt				
TE 8	K.Rudolph	OLB 9	J.Tryon-Shoyinka				
TE 88	C.Otton	S 32	M.Edwards				
QB 11	B.Gabbert	S 26	L.Ryan				
RB 7	L.Fournette	CB 23	S.Murphy-Bunting				

#### TITANS STARTERS

OFFENSE				DEFENSE			
WR 13	R.McMath	CB 26	K.Fulton				
LT 77	T.Lewan	OLB 48	B.Dupree				
LG 55	A.Brewer	DE 97	K.Strong				
C 62	C.Levin	DT 90	N.Jones				
RG 70	J.Roos	DL 95	D.Walker				
RT 78	N.Petit-Frere	OLB 92	O.Adeniyi				
TE 87	G.Swaim	LB 45	C.Campbell				
FB 44	T.Carter	LB 50	J.Gibbens				
WR 15	N.Westbrook-Ikhine	S 37	A.Hooker				
QB 7	M.Willis	S 28	J.Kalu				
RB 40	D.Hilliard	CB 21	R.McCreary				

#### BUCCANEERS INDIVIDUAL STATISTICS

Rushing	Att	Yds	Avg	Lg	TD
K.Vaughn	10	54	5.4	17	0
L.Fournette	5	20	4.0	10	0
R.White	6	19	3.2	9	0
P.Laird	1	0	0.0	0	0
<b>Total</b>	<b>22</b>	<b>93</b>	<b>4.2</b>	<b>17</b>	<b>0</b>

Passing	Att	Cmp	Yds	TD	Lg	IN	Rt
K.Trask	24	11	105	0	34	1	41.1
B.Gabbert	5	3	13	0	7	0	64.6
<b>Total</b>	<b>29</b>	<b>14</b>	<b>118</b>	<b>0</b>	<b>34</b>	<b>1</b>	<b>44.9</b>

Receiving	No	Yds	Avg	Lg	TD
D.Thompkins	2	38	19.0	34	0
T.Johnson	2	24	12.0	17	0
J.Sterns	2	13	6.5	7	0
L.Fournette	2	6	3.0	4	0
K.Geiger	2	2	1.0	1	0
R.White	1	16	16.0	16	0
S.Miller	1	15	15.0	15	0
K.Rudolph	1	3	3.0	3	0
P.Laird	1	1	1.0	1	0
<b>Total</b>	<b>14</b>	<b>118</b>	<b>8.4</b>	<b>34</b>	<b>0</b>

Interceptions	No	Yds	Avg	Lg	TD
D.Gardner	1	0	0.0	0	0
<b>Total</b>	<b>1</b>	<b>0</b>	<b>0.0</b>	<b>0</b>	<b>0</b>

**Leading Tacklers (Press Box Totals)**  
 O.Fatukasi 9-5-4; J.Russell 7-5-2; P.O'Connor 6-4-2

**Sacks:** O.Fatukasi 1.5; A.Anthony 1; P.O'Connor 0.5; D.Senat 0.5; J.Young 0.5  
**FF:** None **FR:** None

#### TITANS INDIVIDUAL STATISTICS

Rushing	Att	Yds	Avg	Lg	TD
M.Willis	5	42	8.4	24	0
H.Haskins	12	39	3.3	10	0
J.Chestnut	10	35	3.5	12	0
L.Woodside	4	10	2.5	6	0
R.Stonehouse	1	9	9.0	9	0
D.Hilliard	1	3	3.0	3	0
<b>Total</b>	<b>33</b>	<b>138</b>	<b>4.2</b>	<b>24</b>	<b>0</b>

Passing	Att	Cmp	Yds	TD	Lg	IN	Rt
M.Willis	17	7	80	1	21	0	75.6
L.Woodside	11	7	56	0	19	1	38.4
<b>Total</b>	<b>28</b>	<b>14</b>	<b>136</b>	<b>1</b>	<b>21</b>	<b>1</b>	<b>61.0</b>

Receiving	No	Yds	Avg	Lg	TD
R.Roberson	4	47	11.8	19	0
D.Fitzpatrick	2	29	14.5	18	0
J.Chestnut	2	10	5.0	6	0
H.Haskins	2	8	4.0	9	0
N.Westbrook-Ikhine	1	21	21.0	21	0
K.Philips	1	11	11.0	11	0
C.Okonkwo	1	6	6.0	6	1
T.Burks	1	4	4.0	4	0
<b>Total</b>	<b>14</b>	<b>136</b>	<b>9.7</b>	<b>21</b>	<b>1</b>

Interceptions	No	Yds	Avg	Lg	TD
J. Jones	1	38	38.0	38	0
<b>Total</b>	<b>1</b>	<b>38</b>	<b>38.0</b>	<b>38</b>	<b>0</b>

**Leading Tacklers (Press Box Totals)**  
 S.Brown 5-4-1; J.Kalu 5-2-3; J.Gibbens 5-2-3

**Sacks:** D.Anenih 1; O.Adeniyi 1; D.Hand 1; R.Weaver 1  
**FF:** J.Kalu 1; D.Anenih 1; O.Adeniyi 1; L.Johnson 1  
**FR:** R.Weaver 1

GAME PREVIEW

TEAM NOTES

PLAYER NOTES

MEDIA

STATISTICS

ROSTERS

## NOTES FROM LAST WEEK'S GAME

### TEAM NOTES

- The Titans captains for the game were defensive back **Joshua Kalu**, fullback **Tory Carter**, linebacker **Joe Jones** and wide receiver **Cody Hollister**.
- The starting offense for the Titans included quarterback **Malik Willis**; running back **Dontrell Hilliard**; fullback **Tory Carter**; wide receivers **Nick Westbrook-Ikhine** and **Racey McMath**; tight end **Geoff Swain**; left tackle **Taylor Lewan**; left guard **Aaron Brewer**; center **Corey Levin**; right guard **Jordan Roos**; and right tackle **Nicholas Petit-Frere**. Two rookies started on offense: Willis (third round) and Petit-Frere (third round).
- The starting defense included inside linebackers **Chance Campbell** and **Jack Gibbens**; outside linebackers **Bud Dupree** and **Ola Adeniyi**; defensive linemen **Naquan Jones**, **Kevin Strong** and **DeMarcus Walker**; safeties **Joshua Kalu** and **Amani Hooker**; and cornerbacks **Kristian Fulton** and **Roger McCreary**. Three rookies started on defense: Campbell (sixth round), Gibbens (undrafted) and McCreary (second round).
- The 13-3 win gave the Titans their first preseason victory at Nissan Stadium since Aug. 19, 2017 (34-27 against the Carolina Panthers).
- The Titans allowed the Buccaneers to score only three points, marking the third time in the last five preseason games they held their opponent without a touchdown. They did so at Atlanta on Aug. 13, 2021 (23-3) and at Tampa Bay on Aug. 21, 2021 (34-3).
- The defense limited Tampa Bay to nine first downs, 81 passing yards and a combined two conversions on 15 attempts on third down (2-13) and fourth down (0-2).
- The Titans won the time-of-possession battle 34:50 to 25:10.
- The Titans forced four total fumbles and recovered one of them, in addition to an interception. They turned their two takeaways into 10 points.

### OLB OLA ADENIYI

- Started at outside linebacker and totaled three tackles, one sack and one forced fumble.
- Registered a strip-sack in the third quarter, when he knocked the ball out of the hands of quarterback **Kyle Trask** on third down. The Buccaneers recovered the ball, but the 21-yard loss forced the Buccaneers to punt rather than attempt a field goal.

### OLB DAVID ANENIH

- Posted three tackles, one sack and a forced fumble.
- Credited with a strip-sack for the second consecutive week. Late in the fourth quarter, he stripped the ball from **Kyle Trask**, who recovered the ball for a six-yard loss.

### CB SHAKUR BROWN

- Tied for the team lead with five total tackles.

### K RANDY BULLOCK

- Connected on field goals of 32 yards and 49 yards in the second quarter. He also made his only extra point attempt.

### WR TREYLON BURKS

- Made his first reception of the preseason for four yards.

### RB JULIUS CHESTNUT

- Rushed for 35 yards on 10 carries and caught two passes for 10 yards.

### S ADRIAN COLBERT

- Posted two tackles and led the team with two passes defended.

### ILB JACK GIBBENS

- Tied for the team lead with five tackles.

### DT DA'SHAWN HAND

- Took down **Kyle Trask** for a four-yard loss to register a sack in the second quarter. He totaled two tackles in the game.

### RB HASSAN HASKINS

- Recorded a team-high 12 carries for 39 yards and added eight yards on a pair of receptions.

### DB LONNIE JOHNSON JR.

- Forced a turnover in his first preseason action with the Titans. He was credited with a forced fumble in the second quarter after knocking the ball out of the hands of running back **Rachaad White**. The ball was recovered by outside linebacker **Rashad Weaver**.

### ILB JOE JONES

- Notched an interception and a 38-yard return to help set up a Titans touchdown late in the first half. He added four tackles.

### DB JOSHUA KALU

- Started the game and tied for the team lead with five tackles. He added a pass defended and a forced fumble.
- Credited with a forced fumble in the second quarter. He dislodged the ball from the hands of wide receiver **Kaylon Geiger Sr.**, but the ball went out of bounds.

### P BRETT KERN

- Averaged 43.0 yards (43.0 net) on two punts, placing both punts inside the 20.

### TE CHIG OKONKWO

- Scored his first preseason touchdown on a six-yard pass from **Malik Willis** late in the first half.

### WR KYLE PHILIPS

- Totaled 77 yards on three punt returns for an average of 25.7 yards per return. In the first quarter, he recorded punt returns of 27 yards, 15 yards and 35 yards. He added one reception for 11 yards.

### WR REGGIE ROBERSON JR.

- Led the team with four receptions and 47 receiving yards.

### P RYAN STONEHOUSE

- Averaged 47.0 yards (37.0 net) on four punts with two punts placed inside the 20.
- Booted a 68-yard punt (48 net) in the third quarter for a touchback.
- Rushed for nine yards and a first down after a bobbled snap in the fourth quarter.

## NOTES FROM LAST WEEK'S GAME

**OLB RASHAD WEAVER**

- Sacked **Kyle Trask** for a six-yard loss in the first quarter.
- Credited with a defensive fumble recovery in the second quarter.
- Helped cause a turnover late in the first half, making contact with the arm of quarterback **Kyle Trask** on a pass that was intercepted by linebacker **Joe Jones**. The turnover resulted in a Titans touchdown.

**WR NICK WESTBROOK-IKHINE**

- Started and caught a 21-yard pass from **Malik Willis** on the offense's first snap of the game.

**QB MALIK WILLIS**

- Started and played into the third quarter for the second consecutive week. He completed seven of 17 passes for 80 yards and a touchdown (75.6 passer rating), and he added five rushing attempts for 42 yards.
- Registered a 24-yard rushing attempt in the second quarter to help set up a Titans field goal.
- Delivered a six-yard touchdown pass to tight end **Chig Okonkwo** late in the first half.

**QB LOGAN WOODSIDE**

- Played most of the second half and completed seven of 11 passes for 56 yards with an interception.

## SELECT TITANS POSTGAME QUOTES

SATURDAY, AUG. 20, 2022

**HEAD COACH MIKE VRABEL*****(on his thoughts on the overall performance from the team tonight)***

I think there were some good things. There was some - defensively we got some turnovers, and we turned them into points. I felt like we were looking for opportunities on defense. I thought there were some really positive plays offensively. Too many missed opportunities on offense. It's really cool to see some of the special teams' work. And then we finished the game off.

***(on what he liked about cornerback Caleb Farley's performance)***

I thought he was competitive. I thought he challenged and came up with some pass break ups and tried to come up and tackle. We'll take a look at the film. We'll keep coaching him and we'll keep working.

***(on how he assessed the way that quarterback Malik Willis was able to get rid of the ball)***

There were some things that he improved on and there - we're probably going to have to go back and look at the film. There are just some things that we're going to have to continue to coach and improve operationally. It's hard to run out the back of the pocket in this league. It's hard. We're just going to continue to coach him to try to step up and find guys that can help him. And then when there are opportunities to create plays, try to do that as well.

***(on how much pressure from the defense impacted Malik Willis' performance)***

I think it probably contributed to a lot of the negative plays. I think we did some things that probably contributed to it as well.

***(on wide receiver Kyle Philips' fielded punt in the end zone)***

It's easier to say, 'Woah,' than it is 'sick-em.' He got it out past the 20. It was exciting and I felt like there was really some great efforts from guys blocking. The more that you start to gain yards and you have a returner then it seems like the guys blocking even try to go a little harder because they know that there's an opportunity to break one.

***(on what he wanted to see by going hurry up on the first offensive drive)***

Just giving Malik (Willis) a chance to get up on the ball and work from there.

***(on outside linebacker Rashad Weaver's performance tonight)***

It's really hard to see individual performances on the sidelines. I know that he was active, and he continues to improve and work. He started working in some new moves, some new pass rush moves and trying to do some things off of what he was doing earlier. It was good to see that it's not just the same move over and over again. That probably showed up tonight.

***(on if he would rather see punter Ryan Stonehouse try to run for a first down or try to reset and punt in the instance of a bobbled snap)***

I'd rather see him not drop it.

***(on where Ryan Stonehouse is in the punting competition as of right now)***

They're both competing. They both have had some really good days. I think that Brett (Kern) is punting better than he did last year from what I've seen. I don't think we're ready to make a determination on who is the punter.

***(on his assessment of offensive linemen Dillon Radunz and Nicholas Petit-Frere)***

I'll let you guys know tomorrow or whenever we talk. There are going to be some good plays, and there are going to be some bad plays. I don't know what to tell you.

***(on wide receiver Treyton Burks)***

I would like to try to win every game that we play. I would like to try to improve. That's what I would like to do. We're not going to stand here and go through the roster if that's what you guys want to do. I am not going to do that.

**QUARTERBACK MALIK WILLIS*****How did it feel throwing that first touchdown?***

I was cool. I mean, everybody did their job. I finally stood in there for once. The O-line did a great job. Chig (Okonkwo) got open for me. Everybody else ran good routes and it just worked out so good.

***Did you feel a lot more comfortable in the scheme? It seemed that way for most of us.***

## SELECT TITANS POSTGAME QUOTES

Well, I felt a little bit more comfortable. But it's not about feeling comfortable. It's about making it a big point to stay in the pocket when I can. And not just because I'm athletic or I can get out when I want to, just to get out sometimes. And it is understanding when not to. And that's the biggest thing. That's why I'm a little disappointed in myself for, I think I got out a little bit too much. But it's a growing process. It's my second preseason game. I'm not going to be too hard on myself in that regard. So, I'm just excited and blessed that I get opportunity next week.

### **Do you feel like you've made progress in that regard Malik in terms you know, getting the ball out quickly and passing it from the pocket or over is about the same as in Week One?**

I think thinking about it is a little bit better than Week One. I got a few checkdowns that I got and I stayed in there and just got it out quickly, but not by much. I think this is something I just need to focus on and continue to just find that in between from when I need to play, make a play, don't just climb in the pocket and help my O-line out.

### **And the big run where you did get free, were you surprised to get around the corner as it as you did?**

I don't know if I was surprised and I kind of was just in the moment. I've kind like – there we go. But it's not even about that part. It's like those are going to happen naturally so it's about not trying to make them happen. When I have a clean pocket – and that's the whole issue, and I wouldn't say the issue is a whole balance thing, we're trying to find the balance. When I have a clean pocket, when people are open downfield, I need to make that throw. I need to stay in there and do whatever I need to do in order to just not ask so much of protection and also save my body more than anything. And those times when I did, I do need to make a play when nobody's open, when there's pressure in the pocket and it's right now and just being able to react. It's just finding the balance between those two.

### **What was it like playing here (Nissan Stadium) for the first time?**

It was cool. We played here in 2018 when I was at Auburn still, played in the Music City Bowl, we played Purdue. I got in a couple of series, but it was cool to play like an actual game here, so I was excited, definitely blessed.

### **Maybe what is next, you got one more preseason game, what would you like to do the kind of better camp with momentum?**

At this point, I just wake up every day and thank God that I get to do what I do. I'm just super excited to go to work tomorrow. Go workout and watch the film, correct it. I'll probably watch it tonight, but I get to watch it with Coach (Vrabel) tomorrow morning. We can talk about the good, the bad, and it's just focusing on how we can fix it. It's over with now. It's in the books.

### **When you watch the film tonight, how critical are you of yourself typically?**

I'm probably a little bit more critical than my coaches, but they always balance me out. So I'm not overly critical because at the end of the day, nobody's perfect. Everybody's going to make mistakes. And especially being young, they try to help me see the glass half full.

### **You had the incompleteness to Dez (Fitzpatrick) when you were deep in your own territory, is it the kind of thing that you would like to do with your legs, get out of harm's way, still get the ball downfield, pick it up?**

When I am on the move that is what I'm trying to do, but sometimes the receivers or the running backs may not know what I might be doing. They might think I'm running, they might think I am – and it's such a split decision where nobody's turning around looking at me and people already started blocking and I've got to go. But it's just getting to know each other. That's what the preseason is for and I feel like those plays are helpful. But like I said, I do want to focus on continuing to play from the pocket and just helping everybody else out.

### **The side arm throws. Is there an instant in your mind and you say, 'I need to drop down here' or is it more it just kind of happens naturally, you think?**

It just happens naturally. It's about getting the ball from point A to point B without anybody in between messing with it.

### **And with the ball coming out more quickly than last week, is that something that you entered this game saying, 'Hey, I got to get rid of it quicker,' because last week it was almost four seconds or something like that?**

No, it was just me trying to, 'No, no. yes.' And just going through these progressions, not the whole like, 'He might get open,' or, 'What coverage is this? It's cover two. So, he might get open right here and then I can take it and just go ahead and check it down.' That's what it's about. Just go ahead and get the ball out. And it's about just the repetition and keep doing it. And like I said, it's me sitting in the pocket. That's what it all comes back down to. Like on the first drive or second drive, I had Hoop (Austin Hooper) coming across after he chipped shallow, and I've just got to hit that. And even the one I missed to Kyle (Philips), I should have put it a little bit higher. I was trying to bring it back down and not sail. I didn't like that sail because there's corners and he's trying to push out underneath. I knew I could make a good throw, but I didn't make a good throw on that play. Just coming back down to my left, shallow, coming from the back side.

### **That first play to play action, quick pass there, very similar to the one in Baltimore, did Coach (Mike) Vrabel says anything about throwing it somewhere else?**

No, he was just like, 'Don't worry about being perfect,' because that's what I was doing. 'Don't worry about being perfect, just go out there and let it rip and have fun. You've been blessed with a lot of ability, so just go have fun and continue to learn. Asl Ryan (Tannehill) and Logan (Woodside) these questions and ask the coaches these questions and just stay listening.'

### **How much fun was it tonight?**

It's always fun when we get to play football, really. It's always fun.

### **Derrick Henry come over like late in the first quarter when you guys were getting ready to go back out on the field. He looked like he was pumping you up or something. What was he telling you there?**

Yeah, he's trying to turn us up. We had a couple penalties, we had a couple operational issues. We had a couple of things that just weren't going our way, a couple of three-and-outs and he was just trying to get us to give us some energy. And that's what it's about. When you have a little lulls in the game, it's about just being consistent. And that's what happened with help from playing from the pocket, just being consistent, just completion, completion, completion, first-down completion, first-down completion. You're stacking those completions, stacking those first downs, and that's how you gain momentum more or less than just hitting a big play.

## OUTSIDE LINEBACKER RASHAD WEAVER

### **It had to be great when he saw the ball laying there. Tell us about that, I mean, that's a fumble recovery, what you dream.**

Just pursuit to the ball, run to the ball. We're always going to have hustle plays and had a good play by the linebacker to knock it out, and in the right place at the right time when you hustle to the ball, you know? So maybe next time I'll pick it up and actually run instead of fumbling around with it.

### **Now, when you see the ball laying there and it happens all so quick, what goes through your mind, 'just dive'?**

And don't let them get it. Like, we've got to get it. Honestly, it's just dive on the ball, recover it, do whatever you got to do, because there's a lot of big guys coming to hop on it and take it from you. And even once I had it at the bottom of the pile, people are crawling and trying to take it from you and just holding on for dear life. Make sure we get up with it so we can give the ball back to the offense.

### **Right now, they always say that the offense is going to be behind the defense how do you think the Titans' defense is shaping up? Even though this is preseason, and there's still a lot of camp to go, how do you feel thus far?**

Yeah, like you said it's preseason, so you always know the competition will be stiffer once you get into the regular season. But it was a good showing today, and we'll keep building off of it. It's what you expect to see from us. You've got all these great players around here and just doing our job and hustling to the ball. Effort and finish and making plays. And that's what our defense is. Effort and finish and making plays. Those are our focuses and that's how you win games in this league.

## TIGHT END CHIG OKONKWO

### **What was that experience like for you?**

Oh, man, it was an amazing experience. You know, catching a touchdown

## SELECT TITANS POSTGAME QUOTES

was awesome. But having it to be your first, you know, in the home stadium, it was definitely a great experience.

### What do you make of the whole environment for the first time?

Oh, I think it was awesome. The fans are very loud for a preseason game. So I'm excited to get back on September 11th and see what they look like then.

### You're going to go back and watch film and stuff like that. But like in the moment, what kind of corrections did you kind of feel that you may need to make or what was kind of the good experiences that you pulled out of this?

I had one play where I kind of had a brain fart, where I was a single receiver on one side, and I was supposed to be on the ball and I wasn't on the ball there. So, there's little things like that. Just making sure I know, I understand the rules in my head and know the NFL. Things like that I need to work on. Obviously, everything else in terms of blocking, steps, route running, everything needs to be worked on, honestly.

### What did you see on the touchdown play?

I actually got rerouted terribly. I got knocked off my route really bad. I just kept on playing through contact and ran to the other side. I saw the linebacker sitting, so I ran on the other side of him and just like, you know, what the play is planned to do. And Malik (Willis) hit me.

### What did the moment mean? I asked you before the Baltimore game last week. You said you might take a moment to think about being here. Did you take a moment after being in the end zone for the first time?

Man, even now, still, it was it was weird. It still didn't feel – you know, because it's preseason it didn't feel all the way there. I'm just waiting until September 11th when all the juice is out and everybody's out. And then I feel like that'll be the time where everything will hit me.

### How much does getting out there in these two games mean for your confidence, and just belief of not just doing it practice, but doing it in the game?

Yeah, totally. Just getting out there and finally actually getting in the live action, live snaps, and being able to play and just realizing, 'Man, this is the NFL.' I'm able to play here. Like, I'm able to do these things. I'm able to go against these guys. I'm able to work against these guys. And I'm enjoying practices. You're going against guys that you grew up watching all the time. Just going out there, and just realizing football is football. It just really helps your confidence and knowing that the game is the game. You just got to go out there and play.

## 2022 SCHEDULE NOTES

### SEASON NOTES

- **PLAYOFF OPPONENTS:** The Titans have seven total games against playoff teams from last season. They play five division champions from 2021, including home games against Cincinnati (Nov. 27) and Dallas (Dec. 29), while they go on the road to play Buffalo (Sept. 19), Kansas City (Nov. 6), and Green Bay (Nov. 17). The two contests against wild card qualifiers are a home date with Las Vegas (Sept. 25) and a road showdown at Philadelphia (Dec. 4). The seven games against playoff clubs is down from the total of eight such matchups the Titans had entering 2021.
- **PRIMETIME APPEARANCES:** The Titans are scheduled for four primetime appearances, the most on their initial schedule since 2009 (not including flexed or rescheduled primetime games). Three of their primetime games are on the road: at Buffalo on Monday Night Football (Sept. 19), at Kansas City on Sunday Night Football (Nov. 6) and at Green Bay on Thursday Night Football (Nov. 17). They host Dallas on Thursday Night Football (Dec. 29).
- **PRIMETIME RECORD:** The Titans have won five of their last seven primetime games, including all three of their primetime contests in 2021.
- **TWO GAMES ON THURSDAY NIGHT:** The Titans will play two Thursday night games for the first time in franchise history: Nov. 17 at Green Bay and Dec. 29 against Dallas. The only other season in franchise history that included two Thursday games was 1997, when one of their Thursday games was a Thanksgiving afternoon contest at Dallas.
- **VARYING KICKOFF DAYS AND TIMES:** Only eight of the Titans' games are currently scheduled for Sunday noon CT kickoffs. There are four primetime games, three late Sunday afternoon kickoffs, one Saturday contest and the Week 18 matchup at Jacksonville, which will receive a day (Jan. 7 or 8) and kickoff time later in the season.
- **FIRST-PLACE SCHEDULE:** Every NFL team has two intraconference games and one interconference matchup based on the previous season's standings. The Titans host the AFC North champion Bengals (Nov. 27), while they visit the AFC East champion Bills (Sept. 19) and NFC North champion Packers (Nov. 17) as a result of each team's first-place finish in 2020. Overall, the Titans' strength of schedule is .471 (136-153) based upon their opponents' combined 2021 record, which is tied for the 24th most difficult in the NFL.
- **FACING TOP OFFENSES AND DEFENSES:** The Titans face four of the NFL's top five offenses from last season: Dallas (Dec. 29, first-overall offense), Kansas City (Nov. 6, third), the Los Angeles Chargers (Dec. 19, fourth) and Buffalo (Sept. 19, fifth). They also will see the top overall defense from 2021 in the Bills.
- **TITANS ON LONG REST:** With a pair of Thursday night games in addition to their bye, the Titans will have three games in which they enjoy a long rest period between games. They host the Indianapolis



- Colts (Oct. 23) following their bye and the Cincinnati Bengals (Nov. 27) following a Thursday night game at Green Bay. In Week 18, they have a long week to prepare for their game at Jacksonville (Jan. 7/8) following a Thursday meeting with Dallas. Since Mike Vrabel was hired in 2018, the Titans are 4-0 following their bye and 4-0 following Thursday night games for a combined 8-0 record during the regular season. The Titans and Pittsburgh Steelers are the NFL's only undefeated teams during that period with nine or more rest days between games.
- **CONSECUTIVE WINNING SEASONS:** The Titans have had a winning record each season since general manager Jon Robinson arrived in 2016. After going 9-7 each year from 2016 to 2019, 11-5 in 2020, and 12-5 in 2021, a seventh consecutive season above .500 would set a franchise record. The only previous stretch in which the club achieved seven straight winning records was 1987 to 1993.
- **VRABEL COULD ACHIEVE FRANCHISE FIRST:** With a winning record in 2022, Mike Vrabel would become the only head coach in franchise history to begin his tenure with at least five consecutive winning campaigns. Vrabel, who arrived in 2018, tied Jack Pardee (1990–1993) as the only head coaches in team annals with four consecutive seasons over .500 to begin their careers.
- **HEAD COACHING EXPERIENCE:** There are 10 NFL head coaches who were hired by their teams this offseason, and the Titans will face half of them: the New York Giants' Brian Daboll (Sept. 11), Las Vegas' Josh McDaniels (Sept. 25), Houston's Lovie Smith (Oct. 30 and Dec. 24), Denver's Nathaniel Hackett (Nov. 13) and Jacksonville's Doug Pederson (Dec. 11 and Jan. 7/8). Titans head coach Mike Vrabel, who was hired in 2018, is tied for the ninth-longest tenure among current head coaches.

## 2022 SCHEDULE NOTES

- **AFC SOUTH COACHES AND QBS:** Within the AFC South, the Titans are the only club without a new head coach and/or a projected new starting quarterback. The Jaguars are led by first-year head coach Doug Pederson, while Texans head coach Lovie Smith is in his first year at the helm. In Indianapolis, veteran quarterback Matt Ryan was acquired in a trade from the Atlanta Falcons.
- **WINNING IN THE DIVISION:** The Titans, who won the AFC South in 2020 and 2021, earned a 10-2 record within their division over the last two seasons (.833). They tied the New Orleans Saints (10-2 in the NFC South) for the second-best divisional winning percentage in the NFL behind the 11-1 Buffalo Bills (11-1 in the AFC East). The Titans went 5-1 in the division in 2020 and in 2021.
- **11-WIN SEASONS:** With 11 or more wins in 2022, the Titans will secure their third consecutive season with at least 11 wins. It would be the first time in franchise history the team accomplished the feat. The Titans went 11-5 in 2020 and then 12-5 in 2021.

### WEEK-BY-WEEK SCHEDULE NOTES

- **PRESEASON WEEKS 1-3:** The Titans open the preseason at Baltimore, facing the Ravens during the preseason for the first time in franchise history. The only other organizations the Titans have never faced in a preseason game are the division rival Houston Texans and Jacksonville Jaguars. The Titans then play their second and third preseason contests at Nissan Stadium, first against the Tampa Bay Buccaneers. It will mark the second consecutive preseason in which the clubs have met in August after practicing together and playing in Tampa Bay in 2021. The final preseason matchup will be against the Arizona Cardinals. None of the Titans' three preseason opponents are on their regular season schedule.
- **WEEK 1 vs. NEW YORK GIANTS:** The Titans open the regular season at home for the second consecutive season, welcoming the Giants to Nissan Stadium for the fourth time and for the first time since 2014. It will be the first game as Giants head coach for Brian Daboll, who was hired during the offseason after spending the previous four seasons as the offensive coordinator in Buffalo.
- **WEEK 2 at BUFFALO:** The Titans and Bills square off for the fifth consecutive season and for the third consecutive year in primetime. However, it is the first meeting in Buffalo since 2018. The Titans have won each of the last two matchups—a Tuesday night game in 2020 and a Monday night contest in 2021. The Titans-Bills matchup (6:15 p.m. CT, ESPN) is one of two featured contests in an ABC/ESPN side-by-side doubleheader, along with Eagles-Vikings (7:30 p.m. CT, ABC). In the franchise's "Titans era" (since 1999), the Titans are 14-7 on Monday night, including wins on eight of the last 10 occasions. Bills quarterback Josh Allen finished the 2021 campaign with 4,407 passing yards and 763 rushing yards, becoming the first player in NFL history with over 4,000 passing yards and 750 rushing yards in a season.
- **WEEK 3 vs. LAS VEGAS:** The Raiders travel to Nashville for the first time since 2017 and for the first time with former New England Patriots offensive coordinator Josh McDaniels, who was hired by Las Vegas as the club's head coach in 2022. McDaniels, who previously served as a head coach with the Broncos from 2009 to 2010, was an assistant in New England during the time Mike Vrabel played for the Patriots.
- **WEEKS 4 & 7 vs. INDIANAPOLIS:** Matt Ryan arrives in Indianapolis after spending his first 14 NFL seasons with the Atlanta Falcons. He passed for 59,735 yards and led the Falcons to six playoff appearances during his time in Atlanta. Mike Vrabel and Colts head coach Frank Reich are the two remaining head coaches among the seven that were hired by their respective clubs in 2018.
- **WEEK 5 at WASHINGTON:** The Titans visit FedEx Field for the fourth time and for the first time since 2014. The Commanders changed their team name during the 2022 offseason and also acquired veteran signal caller Carson Wentz from the Indianapolis Colts. Ron Rivera enters his third season as Washington's head coach.
- **WEEK 6 (BYE):** The Week 6 bye comes seven weeks earlier than the Week 13 bye the Titans had in 2021. Since Mike Vrabel became the team's head coach, the Titans are 4-0 in games following their bye week.
- **WEEKS 8 & 16 vs. HOUSTON:** Lovie Smith enters his first season as Texans head coach after previous head coaching stints with Chicago (2004-12) and Tampa Bay (2014-15). The Texans handed the Titans their only divisional loss in 2021, ending a three-game winning streak by the Titans in the series. When the Titans and Texans play at Nissan Stadium on Christmas Eve, the Titans will play on Saturday for the first time since they defeated Washington at home on Dec. 22, 2018.
- **WEEK 9 at KANSAS CITY:** The Titans travel to Kansas City for the first time since the 2019 AFC Championship game. It is their first primetime



game at Arrowhead Stadium since 1995. In 2021, the Titans hosted the Chiefs and won by a final score of 27-3 to improve to 5-1 against Kansas City since the start of the 2014 season. Chiefs quarterback Patrick Mahomes has more passing yards (18,707) and passing touchdowns (151) than any other NFL quarterback since 2018.

- **WEEK 10 vs. DENVER:** The Broncos visit Nissan Stadium for the first time since 2016. Denver launched a new era during the offseason, first naming former Packers offensive coordinator Nathaniel Hackett their new head coach. Then the Broncos acquired nine-time Pro Bowl quarterback Russell Wilson in a trade with the Seattle Seahawks. During his 10 years in Seattle, Wilson led the Seahawks to eight playoff appearances, two Super Bowl berths and a Super Bowl XLVIII win to conclude the 2013 season.
- **WEEK 11 at GREEN BAY:** The Titans play their first of two Thursday night games in a seven-week span, traveling to Lambeau Field, where they last fell to the Packers on a snowy Sunday night in 2020. Packers quarterback Aaron Rodgers won the 2021 Associated Press Most Valuable Player award, securing the league's top honor for the fourth time in his career and for the second consecutive year. Only Peyton Manning (five) has more league MVP awards in NFL history than Rodgers. The Packers are led by head coach Matt LaFleur, who was hired to his current post after spending the 2018 season as Titans offensive coordinator.
- **WEEK 12 vs. CINCINNATI:** In a rematch of the 2021 divisional playoffs, the Bengals visit Nissan Stadium, where they defeated the Titans on Jan. 22. The Bengals went on to win the AFC championship game and advance to Super Bowl LVI before falling to the Los Angeles Rams. In the 63-year history of the Titans/Oilers, they have played the Bengals 77 times. Only one other NFL team—the Pittsburgh Steelers (80 games)—has faced the organization more frequently than the Bengals.
- **WEEK 13 at PHILADELPHIA:** The Titans visit Lincoln Financial Field for the third time in the regular season and for the first time since 2014. During the 2022 NFL Draft, the Titans and Eagles executed a trade that sent Titans wide receiver A.J. Brown to the Eagles in exchange for first- and third-round draft choices.
- **WEEKS 14 & 18 vs. JACKSONVILLE:** The Jaguars begin a new era in 2022 under new head coach Doug Pederson. Pederson most recently spent five seasons as the head coach (2016-20) of the Philadelphia Eagles, leading the Eagles to the postseason in three consecutive seasons (2017-19) and a Super Bowl LII title to conclude the 2017 campaign. Jaguars second-year quarterback Trevor Lawrence was the first-overall draft pick in 2021 and is joined by 2022 first-overall pick, former Georgia outside linebacker Travon Walker.
- **WEEK 15 at LOS ANGELES CHARGERS:** The Titans visit SoFi Stadium for the second consecutive season but for the first time to face the Chargers. In 2021, they defeated the L.A. Rams in a Sunday night game at the venue, which opened in 2020. The Titans have never faced Chargers quarterback Justin Herbert, the sixth-overall selection in the 2020 NFL Draft.
- **WEEK 17 vs. DALLAS:** The Cowboys make their fourth appearance at Nissan Stadium and their first since 2014. The Titans won the last meeting in Dallas in 2018 by a final score of 28-14. Since Titans running back Derrick Henry (6,797 career rushing yards) entered the NFL in 2016, the only player with more rushing yards than him is Cowboys running back Ezekiel Elliott (7,386). The Titans have won six of their past eight primetime games at Nissan Stadium.

## PLAYERS NOT IN 2022 TITANS MEDIA GUIDE

### 32 - S ADRIAN COLBERT

6-2, 205, 6th Year, Miami (Fla.)


- The Titans signed safety Adrian Colbert on Aug. 9, 2022, during training camp.
- Colbert originally entered the NFL as a seventh-round selection by the 49ers in the 2017 NFL Draft.
- Prior to joining the Titans, he appeared in 39 NFL games with 22 starts over five seasons with San Francisco (2017-18), Miami (2019), New York Giants (2020), Cleveland (2021) and the New York Jets (2021). His numbers during that time included 109 tackles, two forced fumbles, one fumble recovery and 11 special teams stops. He started at least two games in each campaign from 2017 to 2021.
- In 2021, Colbert played in four games with three starts for the Jets, totaling 10 tackles. He later joined the Browns and appeared in three games.
- A native of Wichita Falls, Texas, Colbert spent four years at the University of Texas before playing his final collegiate season at the University of Miami (Fla.).



### 25 - S TYREE GILLESPIE

6-0, 207, 2nd Year, Missouri

- The Titans acquired safety Tyree Gillespie in a trade with the Las Vegas Raiders on Aug. 17, 2022. The Raiders received a conditional seventh-round selection in 2024.
- Gillespie was drafted by the Raiders in the fourth round of the 2021 NFL Draft. As a rookie with the Raiders, he played in 11 games and registered six special teams stops to go along with a pair of tackles on defense.
- During a four-year career at Missouri (2017-20), Gillespie played 41 games with 27 starts, recording 146 tackles, 6.5 tackles for loss, two sacks, 12 passes defended and a forced fumble.
- He is a native of Ocala, Fla.



### 39 - DB LONNIE JOHNSON JR.

6-2, 213, 4th Year, Kentucky

- The Titans claimed defensive back Lonnie Johnson Jr. off waivers from the Kansas City Chiefs on Aug. 16, 2022.
- Johnson was originally selected by the Houston Texans in the second round of the 2019 NFL Draft. He spent three seasons with the Texans, appearing in 44 games with 19 starts. His career totals with Houston included 159 tackles, three interceptions, 13 passes defended and 13 special teams stops.
- In 2021, Johnson played in 14 games with seven starts for the Texans, totaling 51 tackles and three interceptions.
- The Texans traded Johnson to Kansas City during the 2022 offseason.
- Johnson played 26 games with 18 starts in two seasons (2017-18) at the University of Kentucky. His totals with the Wildcats included one interception, 12 passes defended and two blocked kicks. Prior to his time at Kentucky, he played one season at Garden City (Kan.) Community College and one year at San Bernadino Valley Community College.
- He is a native of Gary, Ind.



### 83 - TE DAVID WELLS

6-5, 260, 2nd Year, San Diego State

- The Titans signed tight end David Wells on Aug. 13, 2022, during training camp.
- Wells originally entered the NFL as a rookie free agent with the Dallas Cowboys in 2018.
- From 2018 to 2021, Wells spent time with the Cowboys, Kansas City Chiefs, New England Patriots, Atlanta Falcons, Indianapolis Colts and Arizona Cardinals.
- In 2021, Wells made his NFL debut with the Cardinals, playing in three games with one start.
- A native of Fresno, Calif., he attended San Diego State University, where he played in 52 games with 24 starts and registered 38 receptions for 449 yards and six touchdowns.



### 68o - C/G WILLIE WRIGHT

6-3, 300, 1st Year, Tulsa

- The Titans signed center/guard Willie Wright on Aug. 3, 2022, during training camp.
- Wright originally entered the NFL as an undrafted free agent with the Cleveland Browns in 2019.
- He spent the 2019 season on the Browns' practice squad and the 2020 season on the Atlanta Falcons' practice squad. Wright also spent a portion of the 2021 offseason with the Falcons and a portion of the 2022 offseason with the Chicago Bears.
- The Houston, Texas, native played collegiately at Tulsa where he was a three-year starter at tackle.



## KEY NUMBERS

2

Career Pro Bowl appearances (2018 and 2019) by new Titans tight end **Austin Hooper**.

5

Players in 2021 with a minimum of 50 tackles, eight sacks and five passes defended: **Cameron Heyward, Maxx Crosby, T.J. Watt, Cameron Jordan** and **Jeffery Simmons**.

6

Consecutive winning seasons for the Titans from 2016 to 2021—every season since executive vice president/general manager **Jon Robinson** joined the team. It is the second-longest such streak in franchise history trailing only the Oilers' seven consecutive winning records from 1987 through 1993. The Titans and Kansas City Chiefs were the only teams to post winning seasons every year from 2016 to 2021.

9

Total 2022 draft picks by the Titans in their first NFL preseason, including first-round wide receiver **Treyton Burks**, second-round cornerback **Roger McCreary**, third-round offensive lineman **Nicholas Petit-Frere** and third-round quarterback **Malik Willis**.

13

Game-winning drives by **Ryan Tannehill** since the time he arrived in Tennessee in 2019. He ranks second in the NFL (**Derek Carr**) in that time period.

23

Interceptions from 2017 to 2021 by Titans safety **Kevin Byard**, who ranks first among safeties and third in the NFL in that time period behind **Xavier Howard** (26) and **J.C. Jackson** (24).

31.0

Career sacks by outside linebacker **Harold Landry III**. It is the second-highest total by any Titans player in his first four NFL seasons (**Jevon Kearse**) since individual sacks became an official NFL statistic in 1982.

43

Total wins, including playoffs, by **Mike Vrabel** as a head coach. He tied **Jack Pardee** (43 wins 1990–1992) for the most wins in a head coach's first four seasons in franchise history.

6,797

Career rushing yards by **Derrick Henry**, who ranks fourth in franchise history and second among all NFL players since he entered the NFL in 2016 (7,386 by **Ezekiel Elliott**).

7,077

Career receiving yards by **Robert Woods**, who ranks 11th among all active players entering training camp (players on NFL rosters as of July 25).

## WHAT TO LOOK FOR IN 2022

### WHAT TO LOOK FOR – TEAM

- The Titans have had a winning record each season since 2016, when general manager **Jon Robinson** arrived in Tennessee. The Titans went 9-7 each year from 2016 to 2019, achieved an 11-5 finish in 2020, and then earned a 12-5 mark in 2021. A seventh consecutive season above .500 would tie the franchise's all-time best streak. The only previous stretch in which the club achieved seven straight winning records was 1987 to 1993.
- The Titans can earn their fourth consecutive playoff berth. It would be the organization's first time doing so since a franchise-record seven consecutive playoff appearances from 1987 to 1993.
- The Titans can earn their third consecutive division title. The only other three-year streak of division titles in franchise annals was when the Oilers won the AFL Eastern division each season from 1960 to 1962.
- A third consecutive season with 11 or more wins would mark the first time in franchise history the team has accomplished such a streak.
- The Titans can log their fourth consecutive season with at least five road victories, which would be the longest such streak in franchise history (1978–1980 and 1998–2000).
- Entering 2022 with a record of 107-78 in regular season games at Nissan Stadium, the Titans need six wins at home to match the 113 wins the franchise had in regular season contests at the Astrodome (113-103-2). Seven home wins would give the franchise more victories at Nissan Stadium (114) than any other single venue.

### GM JON ROBINSON

- Can oversee a winning season for the seventh consecutive season since joining the Titans in 2016. He already is the only general manager in franchise history to oversee six total seasons above the .500 mark.
- Can join **Mike Holovak** (1989–1993) as the only two general managers in franchise history to oversee five or more playoff seasons.

### HEAD COACH MIKE VRABEL

- With a winning record in 2022, **Mike Vrabel** would become the only head coach in franchise history to begin his tenure with at least five consecutive winning seasons. Vrabel and **Jack Pardee** are the organization's only head coaches with as many as three such seasons to begin their tenures.
- Can join **Jeff Fisher** (six) and **Jack Pardee** (four) as the only head coaches to lead the franchise to at least four playoff appearances.

### S KEVIN BYARD

- Needs one interception in 2022 (23 interceptions entering the season) to tie **Zeke Moore** (24) for 10th place on the all-time franchise interception list.
- Needs two interceptions to tie **Michael Griffin** and **Ken Houston** (25) for eighth place all-time for the franchise.
- Needs three interceptions to tie **Mike Reinfeldt** (26) for seventh all-time for the franchise and pass **Michael Griffin** (25) for the most interceptions for the franchise in its "Titans era" (1999–present).
- Can lead the team in interceptions for the fifth time, which would tie **Darryll Lewis'** franchise record (1994-98).
- Can become the first player to lead the team in tackles for three consecutive seasons since **Keith Bulluck** (2002-06).

### RB DERRICK HENRY

- Needs 2,000 rushing yards to become the first player in NFL history to reach the mark in two different seasons.
- Needs 1,500 rushing yards and 15 rushing touchdowns to become the first player in NFL history to reach both marks in three different seasons.
- Needs a pair of 200-yard rushing games to give him seven for his career, which would set the NFL record. He would surpass **O.J. Simpson** and **Adrian Peterson**, who each have six such performances.
- With 65 career rushing touchdowns, he needs nine more to break **Earl Campbell's** career franchise record of 73 rushing touchdowns.
- With 68 total career touchdowns, he needs seven more to break **Eddie George's** career franchise record of 74 total touchdowns.
- Currently at 6,797 career rushing yards, he will pass **Chris Johnson** (7,965) for third place on the franchise's all-time career rushing list with 1,169 more rushing yards.

- Needs 10 rushing touchdowns to become the fifth running back in NFL history to reach the mark in five consecutive seasons, joining **LaDainian Tomlinson** (nine), **Adrian Peterson** (seven), **Shaun Alexander** (five) and **Michael Turner** (five).

### P BRETT KERN

- Needs 14 games in 2022 (197 career games with the Titans entering the season) to pass **Elvin Bethea** (210) for second place on the franchise's all-time games played list. He would trail only **Bruce Matthews** (296).
- Can record his ninth total season and sixth consecutive campaign with a net punting average of at least 40.0 yards. No other punter in franchise history has had one such season.
- Can become the third player in franchise history to play 14 seasons for the organization, joining **Bruce Matthews** (19 seasons, 1983–2001) and **Elvin Bethea** (16 seasons, 1968–1983).
- Needs four punts to become the 25th player in NFL history to record 1,000 career punts. He enters the season with 996 punts during his time in Denver and Tennessee.

### OLB HAROLD LANDRY III

- Can become the first Titans/Oilers player since **Ray Childress** (1986-89) to lead the team or tie for the team lead in sacks in four consecutive seasons.
- Needs nine sacks (31.0 career sacks entering 2022) to become the only player for the franchise other than **Jevon Kearse** to reach 40 sacks with the franchise within his first five NFL seasons since individual sacks became an official statistic in 1982.
- Can join **Jevon Kearse** (three seasons) and **Sean Jones** (two) as the organization's only players since 1982 with double-digit sacks in at least two consecutive seasons.

### DT JEFFERY SIMMONS

- Can become the team's only player since 2000 other than **Keith Bulluck** (2003-05) to record at least three sacks and five passes defended in three consecutive seasons.

### QB RYAN TANNEHILL

- Can produce his seventh career season with at least 3,000 passing yards and his third career season with at least 4,000 passing yards.
- Can join **Warren Moon** (1987–1993) as the only starting quarterbacks in franchise history to lead the club to the playoffs in four consecutive seasons.
- Enters 2022 with an active streak of 43 consecutive starts. With a start in the season opener, he will break a tie with **Steve McNair** (43 consecutive starts from 2001 to 2003) for the most consecutive starts in franchise history by a quarterback.
- Needs 3,500 passing yards to tie **Warren Moon** (1989–1991) for the most seasons in franchise history with at least 3,500 passing yards. Tannehill reached the mark in each of the past two campaigns.
- Became the first quarterback in franchise history with at least seven rushing touchdowns in back-to-back seasons, and he was the NFL's only quarterback from 2020 to 2021 to accomplish the feat.
- Can join Buffalo's **Josh Allen** (2018–2020) as the NFL's only quarterbacks since the 1970 AFL-NFL merger with at least seven rushing touchdowns in three consecutive seasons.
- Can join **George Blanda** (1960-63) as the only players in franchise history to throw at least 20 touchdown passes in four consecutive seasons.
- Can become the first player in franchise history with multiple career seasons with at least 30 touchdown passes.

### WR ROBERT WOODS

- Can record his 10th consecutive season to begin his career with at least 40 receptions. He and **DeAndre Hopkins** are tied for the second-longest such active streak in the NFL with nine seasons, behind only **Emmanuel Sanders** (10).
- Needs five touchdown receptions to join **Jerry Rice** and **Tyreek Hill** as the NFL's only players since 1970 with at least 40 receiving touchdowns and five rushing touchdowns. Woods enters the campaign with 35 career touchdown catches to go along with five rushing touchdowns.



## EVP/GENERAL MANAGER JON ROBINSON

[Video: Jon Robinson discusses the Titans 2022 draft class](#)

[Out of Bounds Podcast: Jon Robinson](#)

[Jim Wyatt: Jon Robinson Tackles the Past, the Present, and What's Next for the Titans](#)

[Family of Titans GM Fights Diabetes With Love and Support, Buoyed by Daughter's Strength](#)

[Video: Titans GM Jon Robinson on Social Justice](#)

[Video: Jaimie Robinson's Work with Diabetes Nonprofit JDRF](#)



**Jon Robinson** was hired as Titans general manager on Jan. 14, 2016 after spending two years as director of player personnel for the Tampa Bay Buccaneers. Nearly one year later, on Jan. 5, 2017, he was promoted to executive vice president/general manager.

The Titans finished with a winning record in each of his first six seasons on the job. They had four consecutive 9-7 records from 2016 to 2019, followed by an 11-5 mark in 2020 and a 12-5 record in 2021. It was the first time the organization produced at least six consecutive winning seasons since a seven-year run of winning records from 1987–1993. The Titans and Kansas City Chiefs were the only NFL teams without a losing season from 2016 to 2021.

Robinson became the first general manager in franchise history with six seasons above the .500 mark, surpassing **Bum Phillips** (1975, 1977–1980) and **Mike Holovak** (1989-93). Robinson's winning records from 2016 to 2021 also eclipsed Holovak for the most consecutive winning seasons by a Titans/Oilers general manager.

The Titans went to the playoffs four times in Robinson's first six seasons with the club: 2017, 2019, 2020 and 2021. The four playoff appearances tied for the third-most in the league during that time, and only Kansas City (six) and the New England Patriots (five) had more. Robinson's four playoff campaigns already place him in the top three in team annals along with Holovak (five) and **Floyd Reese** (four).

Robinson's work helped the team go from three wins in the season prior to his arrival (2015) to a divisional round playoff finish following the 2017 campaign. He became the fifth general manager in franchise history to have the team in the playoffs within his first two full seasons.

Then, in 2019, the team he constructed advanced to the AFC championship game. It was the organization's first appearance in the conference title game in 17 seasons (2002).

In 2020, Robinson and the Titans clinched the 2020 AFC South title with an 11-5 record in the regular season, claiming their best record and first division title since going 13-3 in 2008. They did so while navigating the challenges associated with the COVID-19 pandemic.

In 2021, the Titans won their second consecutive AFC South crown with a 12-5 mark, celebrating the franchise's first back-to-back division championships since the Oilers took the first three AFL Eastern division titles from 1960 to 1962.

Robinson has overseen a nearly complete overhaul of the roster during his tenure. In seven drafts as general manager from 2016 to 2022, he selected 52 total players, and 32 of those players were still with the organization at the start of 2022 training camp. The only members of the roster who predated Robinson at that time were punter **Brett Kern** and tackle **Taylor Lewan**. During that same time period (through June 2022), he engineered 30 total trades.

**2022:** After the NFL's new league year began in March 2022, Robinson engineered a trade with the Rams to acquire veteran wide receiver **Robert Woods**, who totaled 570 receptions for 7,077 yards in nine previous seasons in Buffalo and Los Angeles.

Robinson then went to work in the free agent market, highlighted by the addition of two-time Pro Bowl tight end **Austin Hooper**, who played his first four seasons with the Atlanta Falcons before spending a pair of campaigns with the Cleveland Browns.

The Titans also were active in re-signing several of their own key free agents, including center **Ben Jones** and Pro Bowl outside linebacker **Harold Landry III**.

During the first round of the 2022 NFL Draft, the Titans acquired the 18th overall selection and an additional third-rounder from Philadelphia in a trade that sent wide receiver **A.J. Brown** to the Eagles. With the 18th pick,

Robinson and the Titans grabbed Arkansas wide receiver **Treylon Burks**. Robinson would execute two more trades during the draft to end up with nine total players, including Auburn cornerback **Roger McCreary** in the second round.

**2021:** In 2021, the Titans struck several deals with veterans in the initial days of free agency. The incoming players included Pittsburgh Steelers outside linebackers **Bud Dupree** and **Ola Adeniyi**, New Orleans Saints cornerback **Jackrabbit Jenkins**, Indianapolis Colts defensive lineman **Denico Autry** and Baltimore Ravens long snapper **Morgan Cox**. The Titans also re-signed several of their own free agents: tight ends **Anthony Firkser** and **Geoff Swaim** and inside linebacker **Jayon Brown**.

Autry proved to be a key addition for the defense. He appeared in every game in his first season with the club and finished second on the team with nine sacks. His sack total tied his career high, matching the nine sacks he had in 2018 as a member of the Indianapolis Colts.

During the 2021 NFL Draft, Robinson led the selection of eight total players, beginning with Virginia Tech cornerback **Caleb Farley** with the 22nd overall selection in the first round. In the second round, the Titans chose North Dakota State offensive lineman **Dillon Radunz**, followed by Georgia linebacker **Monty Rice** and Washington defensive back **Elijah Molden** in Round 3.

Late in the 2021 campaign, Robinson claimed inside linebacker **Zach Cunningham** off waivers from the division rival Houston Texans. Over three seasons from 2019 to 2021, Cunningham's 392 total tackles were more than every NFL player other than Seattle's **Bobby Wagner** (467) and Chicago's **Roquan Smith** (402).

**2020:** Early in 2020, the Titans reached an agreement on a multi-year contract to keep quarterback **Ryan Tannehill** in Tennessee. The Titans also re-signed tackle **Dennis Kelly**, who would go on to start all 16 games at right tackle.

After initially placing the franchise tag on running back **Derrick Henry**, the Titans and Henry were able to come to an agreement on a multi-year contract extension in July 2020.

Robinson acquired Tannehill for the Titans in a 2019 trade with the Miami Dolphins. In his first three seasons in Tennessee, Tannehill built a 30-13 record as a starting quarterback and became the franchise's first starting quarterback since **Warren Moon** (1987 to 1993) to direct his team to the playoffs in at least three consecutive seasons. He started every game from Week 7 of the 2019 campaign through the end of 2021, and during that time, Tannehill's 102.3 passer rating ranked sixth in the NFL. He became the only quarterback other than Moon (1989–1991) to record multiple seasons with at least 3,500 passing yards with the franchise. Also, Tannehill's 13 total game-winning drives in that span ranked second in the NFL behind only Raiders quarterback **Derek Carr's** 14. In 2019, Tannehill was named to his first Pro Bowl earned the 2019 Associated Press Comeback Player of the Year Award.

After securing his multi-year extension in 2020, Henry produced one of the greatest seasons in NFL history by a running back. He led the NFL in rushing for the second consecutive season with 2,027 rushing yards, which was only the eighth 2,000-yard rushing season in league annals, and also paced the league with 17 rushing touchdowns. He was recognized with the

Associated Press Offensive Player of the Year Award.

Henry, a second-round pick by Robinson in 2016, led the Titans in rushing every season from 2017 through 2021, during which time he also led the NFL with 6,307 total rushing yards. In 2019, he won his first of two consecutive NFL rushing crowns with 1,540 yards and tied for the NFL lead with 16 rushing touchdowns.

In the 2020 NFL Draft, the Titans had six total picks, including Louisiana State cornerback **Kristian Fulton** in the second round (61st overall). Fulton emerged as a full-time starter in 2021 and tied for 11th place in the NFL with a team-high 14 passes defensed.

**2019:** Near the beginning of the 2019 free agent signing period, Robinson worked quickly to add several veterans from other teams who played key roles, including Tannehill and former Rams guard **Rodger Saffold**. Robinson also worked to re-sign safety **Kenny Vaccaro** and punter **Brett Kern**.

Then, in the 2019 NFL Draft, Robinson directed the selection of six total players, including Mississippi State defensive lineman **Jeffery Simmons** in the first round (19th overall), Ole Miss wide receiver **A.J. Brown** in the second round (51st overall) and Charlotte offensive lineman **Nate Davis** in the third round (82nd overall).

In his first three seasons, Brown led the Titans in every major receiving category, totaling 185 receptions, 2,995 receiving yards, a 16.2-yard receiving average and 24 touchdown catches. Since 1970, Brown was only the fourth NFL player to reach all of those numbers within his first three seasons, joining **Randy Moss**, **Jerry Rice** and **John Jefferson**. He was named to the Pro Bowl in 2020 after totaling 70 receptions for 1,075 yards and 11 touchdowns.

Simmons was named to the Pro Bowl in 2021 and added Associated Press second-team All-Pro honors. He ranked sixth in the NFL among defensive tackles with 8.5 sacks, and he set a franchise single-game postseason record with three sacks.

Saffold also earned his first career Pro Bowl berth in 2021, the third consecutive season since he arrived in Tennessee in which the team finished in the top five in rushing.

**2018:** The Titans' 2018 free agent class included Pro Bowl cornerback **Malcolm Butler**. In his three seasons in Tennessee, Butler played in 41 games (36 starts) and totaled nine interceptions. In early August 2018, the Titans signed Vaccaro, who went on to start 42 games over his three seasons with the club.

Robinson's 2018 draft class was comprised of four players after he used multiple trades to go up and get his targets. It included first-round linebacker **Rashaan Evans** from Alabama (22nd overall pick) and second-round outside linebacker **Harold Landry III** from Boston College (41st overall).

From the start of his rookie season through 2021, Landry's 31 total sacks led the Titans, and other than **Jevon Kearse** (37), it was the highest total by a Titans/Oilers player in his first four NFL seasons since individual sacks became an official NFL statistic in 1982. In 2021, Landry was named to his first Pro Bowl after his career-high 12 sacks ranked 10th in the NFL.

**2017:** During the 2017 offseason, Robinson used free agency to address needs on defense and special teams. Most notably, he spearheaded deals for cornerback **Logan Ryan** (New England) and special teams contributor and 2017 Pro Bowler **Brynden Trawick** (Oakland).

In the 2017 NFL Draft, Robinson spent first-round picks on wide receiver **Corey Davis** (fifth overall) and cornerback **Adoree' Jackson** (18th overall). It marked the first time the franchise had a pair of first-round draft selections since 1987. The Titans' 2017 draft haul also featured tight end **Jonnu Smith** in the third round and linebacker **Jayon Brown** in the fifth round.

The 2017 Titans advanced to the playoffs for the first time since 2008. Robinson became the fifth general manager in franchise history to have the team in the postseason within his first two full seasons.

**2016:** In his first year as an NFL general manager, Robinson's leadership and decision-making helped the Titans triple their win total from the previous season, finishing 9-7 in 2016 after a 3-13 finish in 2015. The six-win improvement tied for the most in franchise history (1967 and 1974) and doubled the previous club benchmark for the most wins in the first year under a new general manager (three by **Bum Phillips** in 1975).

Within the first four months at his post, Robinson pulled the trigger on several key personnel decisions. On March 9, 2016, he made his first major acquisition, swapping fourth-round draft picks with the Philadelphia Eagles in exchange for running back **DeMarco Murray**. The trade provided major dividends in 2016, as Murray led the AFC and ranked third in the NFL with



*Click to play the latest episode of "Out of Bounds," a new lifestyle and sports podcast from Jaimie Robinson and Abby Flittner.*

1,287 rushing yards.

Around the same time, Robinson began to work the free agent market. Center **Ben Jones** and wide receiver **Rishard Matthews** highlighted the haul, and both were instrumental in helping to transform the Titans offense into the 11th-ranked unit in the NFL.

Jones became a foundational member of the offensive line. From 2016 to 2021, he was one of only eight offensive linemen to start at least 96 of a possible 97 games. He finished the 2021 campaign with an active streak of 40 consecutive starts, ranking third among centers.

On April 14, 2016, two weeks before the NFL Draft, Robinson and the Titans dealt the first overall pick to the Los Angeles Rams in one of the biggest trades in recent NFL history. The Titans gave up the No. 1 pick and a fourth-rounder in order to receive the 15th overall pick, two second-rounders and a third-rounder in 2016, plus the Rams' first- and third-round picks in 2017. From 1990–2015, there were seven trades involving the No. 1 overall pick, but this was the first since 2004, when the San Diego Chargers selected **Eli Manning** with the first pick and dealt his rights to the New York Giants.

The Titans had their hands at one point or another on 17 selections in the 2016 draft due to five different trades (including one trade in 2015), and in the end, they ended up with a class of 10 players, including four of the top 45 picks. Robinson swung a draft-day trade with the Cleveland Browns to move back up to the eighth slot to choose Michigan State tackle **Jack Conklin**.

All 10 members of Robinson's first draft class played in at least one game in 2016. They accumulated a total of 110 games played and 38 starts, including 16 starts at right tackle by Conklin. The eighth-overall pick capped his successful rookie campaign by being named first-team All-Pro by Associated Press.

Third-round safety **Kevin Byard** has become one of the most successful players at his position in franchise history. He finished the 2021 campaign as a three-time team captain, two-time Pro Bowl selection and a two-time Associated Press first-team All-Pro. Over a five-year period from 2017 through 2021, Byard led all NFL safeties and ranked third in the NFL with 23 interceptions. His career interception total was 11th on the franchise's all-time list and sixth among all Titans/Oilers safeties.

**PRIOR HISTORY:** Robinson arrived in Tennessee with a wide range of experience from working his way up on the personnel side of the NFL. From 2014–2015, he served as director of player personnel for the Buccaneers and oversaw both college and pro departments as the team rebuilt its roster. The 2015 Buccaneers draft class made a significant impact, including four rookie starters: quarterback **Jameis Winston**, tackle **Donovan Smith**, guard **Ali Marpet** and linebacker **Kwon Alexander**.

Prior to joining Tampa Bay, Robinson spent 12 years with the New England Patriots, including his last five years (2009-13) as the director of college scouting. In the five years heading up their college scouting, the Patriots added a number of key components to their roster that won the Super Bowl in 2014, including wide receiver **Julian Edelman**, defensive back **Devin McCourty**, tight end **Rob Gronkowski**, tackle **Nate Solder** and defensive end **Chandler Jones**. He joined the Patriots as an area scout in 2002, a role he served for four seasons. Robinson then spent two years (2006-07) as a regional scout, before being promoted to assistant director of college scouting in 2008 and then director of college scouting in 2009. In his time scouting for the Patriots the team won 10 division titles, four conference titles and two Super Bowls (2003, 2004).

Robinson played three years at Southeast Missouri State as a defensive lineman after starting his college career at the Air Force Academy. Following his college career as a player, he spent one season (1998) coaching at his alma mater and three years (1999-2001) coaching at Nicholls State.

A native of Union City, Tenn., Robinson and his wife, Jaimie, have two daughters, Taylor and Bailey.

**JON ROBINSON'S BACKGROUND:**

- 2017-22:** Tennessee Titans - Executive Vice President/General Manager
- 2016:** Tennessee Titans - General Manager
- 2014-15:** Tampa Bay Buccaneers - Director of Player Personnel
- 2009-13:** New England Patriots - Director of College Scouting
- 2008:** New England Patriots - Assistant Director of College Scouting
- 2006-07:** New England Patriots - Regional Scout
- 2002-05:** New England Patriots - Area Scout
- 1999-01:** Nicholls State - Assistant Coach
- 1998:** Southeast Missouri State - Assistant Coach

**WINNINGEST GMS IN FRANCHISE HISTORY**

Jon Robinson constructed a roster that produced six consecutive winning seasons in Robinson's first six years on the job, including a 12-5 mark during the 2021 regular season. Prior to 2021, the club went 9-7 in 2016, 2017, 2018 and 2019 with postseason berths following the 2017 and 2019 campaigns. Then, in 2020, the Titans finished the regular season 11-5 and won the team's first division championship since 2008.

Robinson has the most winning seasons of any general manager in franchise history. His career win total ranks behind only **Floyd Reese** (111, including playoffs), and his four playoff seasons, including 2021, are tied with Reese for second place. Only **Mike Holovak** (five) oversaw more postseason qualifiers.

Franchise general managers, in order of career wins (records include postseason):

General Manager	Reg. Seasons	Playoff	W	L	T	Pct
	Above .500	Seasons				
Floyd Reese (1994-2006)	4	4	111	106	0	.512
<b>Jon Robinson (2016-2021)</b>	<b>6</b>	<b>4</b>	<b>62</b>	<b>42</b>	<b>0</b>	<b>.596</b>
O.A. "Bum" Phillips (1975-1980)	5	3	59	38	0	.608
Mike Holovak (1989-1993)	5	5	52	34	0	.605
Mike Reinfeldt 2007-2011)	3	2	46	36	0	.561
Ladd Herzeg (1981-1988)	2	2	44	80	0	.355
Don Klosterman (1966-1969)	1	1	25	30	3	.457
Don Suman (1961-1962)	2	2	22	7	1	.750
Ruston Webster (2012-2015)	0	0	18	46	0	.281
Carroll Martin (1964-1965)	0	0	8	20	0	.286
Sid Gillman (1973-1974)	0	0	8	20	0	.286
Pop Ivy (1963)	0	0	6	8	0	.429
John Breen (1971-1972)	0	0	5	22	1	.196

Note: No general manager title was held in 1960 or 1970.



**TITANS FOOTBALL ADMINISTRATION/  
PLAYER PERSONNEL STAFF**

- Jon Robinson . . . . Executive Vice President/General Manager
- Vin Marino . . . . . Vice President of Football Administration
- Ryan Cowden . . . . . Vice President of Player Personnel
- Monti Ossenfort . . Director of Player Personnel
- Brian Gardner . . . . Director of Pro Scouting
- Jon Salge . . . . . Director of College Scouting
- Kevin Turks . . . . . Assistant Director of Pro Scouting
- Jay Thomas . . . . . Personnel Analyst
- Mike Boni . . . . . National Scout
- Dale Thompson . . . . National Scout
- Blaise Taylor . . . . . Pro Scout
- Brandon Taylor . . . . Pro Scout
- Casey Callahan . . . . College Scout
- Patrick Callaway . . College Scout
- T.J. Earley . . . . . College Scout
- Matt Miller . . . . . College Scout
- Tom Roth . . . . . College Scout
- Wes Slay . . . . . College Scout
- Rob Riederer . . . . . Pro Scouting Coordinator
- Patrick Woo . . . . . Scouting Coordinator
- Corey Cooper . . . . . Scouting Assistant
- Mical Johnson . . . . Scouting Assistant
- Aaron Sanders . . . . Scouting Assistant
- Max Curtis . . . . . Executive Assistant to EVP & General Manager/Football Administration Coordinator
- Adam Bondi . . . . . Lead Developer of Football Technology
- Matt Iammarino . . . . Asst. Developer, Analytical Football Research

**SIX CONSECUTIVE WINNING SEASONS**

With a winning record secured during the 2021 regular season, the Titans recorded their sixth season with a winning record in six seasons since **Jon Robinson** was hired as general manager.

In the "Titans era" (1999–present), the team never before had as many as three consecutive winning campaigns.

With this year's record, plus their 2020 finish of 11-5 and their 9-7 marks every season from 2016 through 2019, the Titans have built the second-longest active streak of winning seasons in the NFL.

Most current consecutive winning seasons (through 2021):

Team	Total	Seasons
1. Kansas City Chiefs	9	2013–2021
<b>2. Tennessee Titans</b>	<b>6</b>	<b>2016–2021</b>
3. Los Angeles Rams	5	2017–2021
New Orleans Saints	5	2017–2021
5. Buffalo Bills	3	2019–2021
Green Bay Packers	3	2019–2021
7. (four tied)	2	

## JON ROBINSON'S DRAFT CLASSES

**Bold** = currently on the Titans roster, practice squad or reserve lists  
 \* = currently on another NFL roster, practice squad or reserve list

2022				
Rd.	Pick	Player	Pos.	College
1a	18	Treyton Burks	WR	Arkansas
2a	35	Roger McCreary	CB	Auburn
3a	69	Nicholas Petit-Frere	OL	Ohio State
3b	86	Malik Willis	QB	Liberty
4a	131	Hassan Haskins	RB	Michigan
4b	143	Chig Okonkwo	TE	Maryland
5a	163	Kyle Phillips	WR	UCLA
6a	204	Theo Jackson	S	Tennessee
6b	219	Chance Campbell	LB	Mississippi

2021				
Rd.	Pick	Player	Pos.	College
1	22	Caleb Farley	CB	Virginia Tech
2	53	Dillon Radunz	T	North Dakota State
3	92	Monty Rice	ILB	Georgia
3	100	Elijah Molden	CB	Washington
4	109	Dez Fitzpatrick	WR	Louisville
4	135	Rashad Weaver	OLB	Pittsburgh
6	205	Racey McMath	WR	Louisiana State
6	215	Brady Breeze *	S	Oregon

2020				
Rd.	Pick	Player	Pos.	College
1	29	Isaiah Wilson	T	Georgia
2	61	Kristian Fulton	CB	Louisiana State
3	93	Darrynton Evans *	RB	Appalachian State
5	174	Larrell Murchison	DL	North Carolina State
7	224	Cole McDonald	QB	Hawaii
7	243	Chris Jackson	DB	Marshall

2019				
Rd.	Pick	Player	Pos.	College
1	19	Jeffery Simmons	DT	Mississippi State
2	51	A.J. Brown *	WR	Mississippi
3	82	Nate Davis	OL	Charlotte
4	116	Amani Hooker	DB	Iowa
5	168	D'Andre Walker	OLB	Georgia
6	188	David Long Jr.	LB	West Virginia

2018				
Rd.	Pick	Player	Pos.	College
1	22	Rashaan Evans *	LB	Alabama
2	41	Harold Landry III	OLB	Boston College
5	152	Dane Cruikshank *	DB	Arizona
6	199	Luke Falk	QB	Washington State

2017				
Rd.	Pick	Player	Pos.	College
1	5	Corey Davis *	WR	Western Michigan
1	18	Adoree' Jackson *	CB	Southern California
3	72	Taywan Taylor	WR	Western Kentucky
3	100	Jonnu Smith *	TE	Florida International
5	155	Jayon Brown *	LB	UCLA
6	217	Corey Levin	OL	Chattanooga
7	227	Josh Carraway	OLB	Texas Christian
7	236	Brad Seaton	T	Villanova
7	241	Khalfani Muhammad	RB	California

2016				
Rd.	Pick	Player	Pos.	College
1	8	Jack Conklin *	T	Michigan State
2	33	Kevin Dodd	OLB	Clemson
2	43	Austin Johnson *	DL	Penn State
2	45	Derrick Henry	RB	Alabama
3	64	Kevin Byard	S	Middle Tennessee St.
5	140	Tajaé Sharpe	WR	Massachusetts
5	157	LeShaun Sims	CB	Southern Utah
6	193	Sebastian Tretola	G	Arkansas
7	222	Aaron Wallace	OLB	UCLA
7	253	Kalan Reed	CB	Southern Mississippi



The 2022 Titans draft class: (top row, left to right) OL Nicholas Petit-Frere, LB Chance Campbell, QB Malik Willis, RB Hassan Haskins, WR Treyton Burks, (bottom row, left to right) TE Chig Okonkwo, WR Kyle Phillips, S Theo Jackson, CB Roger McCreary

## UNRESTRICTED FREE AGENCY UNDER ROBINSON

### 2022

**Free Agents Signed**      **Former Team**

RB Trenton Cannon	San Francisco
TE Austin Hooper	Cleveland
OL Jamarco Jones	Seattle
LB Justin Lawler	L.A. Rams
WR Josh Malone	Green Bay
DB A.J. Moore	Houston
DL DeMarcus Walker	Houston

**Free Agents Lost**      **New Team**

WR Cameron Batson	Atlanta
FB Khari Blasingame	Chicago
ILB Jayon Brown	Las Vegas
S Dane Cruikshank	Chicago
ILB Rashaan Evans	Atlanta
TE Anthony Firkser	Atlanta
RB D'Onta Foreman	Carolina
WR Marcus Johnson	San Francisco
RB Jeremy McNichols	Atlanta
DT Kyle Peko	Las Vegas
OL David Quessenberry	Buffalo

### 2021

**Free Agents Signed**      **Former Team**

OLB Ola Adeniyi	Pittsburgh
DL Denico Autry	Indianapolis
LB B.J. Bello	L.A. Chargers
WR Fred Brown	Denver
DT Trevon Coley	N.Y. Jets
LS Morgan Cox	Baltimore
T Christian DiLauro	Pittsburgh
OLB Bud Dupree	Pittsburgh
S Matthias Farley	N.Y. Jets
DT Woodrow Hamilton IV	Carolina
DT Bruce Hector	Carolina
RB Brian Hill	Atlanta
CB Jackrabbit Jenkins	New Orleans
CB Kevin Johnson	Cleveland
DT Abry Jones	Jacksonville
CB Chris Jones	Minnesota
T Kendall Lamm	Cleveland
WR Kalija Lipscomb	Green Bay
CB Greg Mabin	Jacksonville
LB Justin March-Lillard	Dallas
CB Kevin Peterson	Arizona
WR Josh Reynolds	L.A. Rams

**Free Agents Lost**      **New Team**

OLB Jadeveon Clowney	Cleveland
WR Corey Davis	N.Y. Jets
DE Matt Dickerson	Las Vegas
G/C Jamil Douglas	Buffalo
DT DaQuan Jones	Carolina
DB Joshua Kalu	N.Y. Giants
CB Desmond King	Houston
CB Chris Milton	N.Y. Giants
TE MyCole Pruitt	San Francisco
WR Kalif Raymond	Detroit
TE Jonnu Smith	New England
CB Tye Smith	Minnesota

### 2020

**Free Agents Signed**      **Former Team**

OLB Vic Beasley Jr.	Atlanta
DB Ibraheim Campbell	Green Bay
DL Jack Crawford	Atlanta
LB Nick Dzubnar	L.A. Chargers
CB Johnathan Joseph	Houston
RB Seniorise Perry	Buffalo
T Ty Sambrailo	Atlanta

**Free Agents Lost**      **New Team**

T Jack Conklin	Cleveland
WR Darius Jennings	L.A. Chargers
DL Austin Johnson	N.Y. Giants
QB Marcus Mariota	Las Vegas
CB Logan Ryan	New York Giants

WR Tajaé Sharpe	Minnesota
CB LeShaun Sims	Cincinnati

### 2019

**Free Agents Signed**      **Former Team**

DL Frank Herron	New England
TE Ryan Hewitt	Indianapolis
WR Cody Hollister	New England
WR Adam Humphries	Tampa Bay
G Rodger Saffold	L.A. Rams
DL Brent Urban	Baltimore
OLB Cameron Wake	Miami

**Free Agents Lost**      **New Team**

TE Luke Stocker	Atlanta
G Quinton Spain	Buffalo

### 2018

**Free Agents Signed**      **Former Team**

CB Malcolm Butler	New England
WR Michael Campanaro	Baltimore
LB Will Compton	Washington
QB Blaine Gabbert	Arizona
RB Dion Lewis	New England
S Kendrick Lewis	Baltimore
DL Bennie Logan	Kansas City
G Kevin Pamphile	Tampa Bay
OL Xavier Su'a-Filo	Houston
S Kenny Vaccaro	New Orleans
WR Nick Williams	Atlanta

**Free Agents Lost**      **New Team**

DB Curtis Riley	N.Y. Giants
QB Brandon Weeden	Houston
LB Avery Williamson	N.Y. Jets
G/C Brian Schwenke	New England
WR Eric Decker	New England

### 2017

**Free Agents Signed**      **Former Team**

LB Daren Bates	Oakland
S Johnathan Cyprien	Jacksonville
WR Eric Decker	N.Y. Jets
CB Demontre Hurst	Chicago
OL Tim Lelito	New Orleans
CB Logan Ryan	New England
S Brynden Trawick	Oakland
OLB Erik Walden	Indianapolis
KR/WR Eric Weems	Atlanta
NT Sylvester Williams	Denver

**Free Agents Lost**      **New Team**

T/G Byron Bell	Dallas
CB Valentino Blake	N.Y. Giants
TE Anthony Fasano	Miami
C/G Brian Schwenke	Indianapolis (later re-signed in Tennessee)
LB Sean Spence	Indianapolis
G Chance Warmack	Philadelphia
WR Kendall Wright	Chicago

### 2016

**Free Agents Signed**      **Former Team**

CB Brice McCain	Miami
C Ben Jones	Houston
QB Matt Cassel	Dallas
WR Rishard Matthews	Miami
LB Sean Spence	Pittsburgh
CB Valentino Blake	Pittsburgh
S Rashad Johnson	Arizona

**Free Agents Lost**      **New Team**

LB Zach Brown	Buffalo
LB Steven Johnson	Pittsburgh
OL Joe Looney	Dallas
CB Coty Sensabaugh	Los Angeles

GAME PREVIEW

TEAM NOTES

PLAYER NOTES

MEDIA

STATISTICS

ROSTERS

## TRADES BY JON ROBINSON

2022 TRADES

Trade Date/Teams	Compensation	Overall	Player Selected	Note
<b>1. March 23, 2022</b>				
Tennessee Receives:	Player:		WR Robert Woods	
L.A. Rams Receive:	Draft Choice:		Round 6, 2023	
<b>2. April 28, 2022 (Draft Day Trade)</b>				
Tennessee Receives:	Draft Choice:	Round 1, 2022	#18 WR Treyton Burks	Pick originally from New Orleans
	Draft Choice:	Round 3, 2022	#101 (TE Jeremy Ruckert)	Pick originally a New Orleans compensatory selection; traded to NY Jets
Philadelphia Receives:	Player:		WR A.J. Brown	
<b>3. April 28, 2022 (Draft Day Trade)</b>				
Tennessee Receives:	Draft Choice:	Round 2, 2022	#35 CB Roger McCreary	
	Draft Choice:	Round 3, 2022	#69 OL Nicholas Petit-Frere	
	Draft Choice:	Round 5, 2022	#163 WR Kyle Philips	Pick originally from Pittsburgh
N.Y. Jets Receive:	Draft Choice:	Round 1, 2022	#26 OLB Jermaine Johnson	
	Draft Choice:	Round 3, 2022	#101 TE Jeremy Ruckert	Pick originally a New Orleans compensatory selection
<b>4. April 29, 2022 (Draft Day Trade)</b>				
Tennessee Receives:	Draft Choice:	Round 3, 2022	#86 QB Malik Willis	
Las Vegas Receives:	Draft Choice:	Round 3, 2022	#90 G Dylan Parham	
	Draft Choice:	Round 5, 2022	#169 (RB Ty Chandler)	Pick traded to Minnesota
<b>5. Aug. 17, 2022</b>				
Tennessee Receives:	Player:		S Tyree Gillespie	
Las Vegas Receives:	Draft Choice:		Round 7, 2024	Conditional draft choice

2021 TRADES

Trade Date/Teams	Compensation	Overall	Player Selected	Note
<b>1. March 17, 2021</b>				
Tennessee Receives:	Draft Choice:	Round 7, 2021	#232 (DT Phil Hoskins)	Pick originally from Atlanta; traded to Carolina
Miami Receives:	Player:		T Isaiah Wilson	
	Draft Choice:	Round 7, 2022	#247 QB Skylar Thompson	
<b>2. April 30, 2021 (Draft Day Trade)</b>				
Tennessee Receives:	Draft Choice:	Round 3, 2021	#92 ILB Monty Rice	
	Draft Choice:	Round 4, 2021	#135 OLB Rashad Weaver	
Green Bay Receives:	Draft Choice:	Round 3, 2021	#85 WR Amari Rodgers	
<b>3. May 1, 2021 (Draft Day Trade)</b>				
Tennessee Receives:	Draft Choice:	Round 4, 2021	#109 WR Dez Fitzpatrick	Pick originally from Houston
Carolina Receives:	Draft Choice:	Round 4, 2021	#126 RB Chuba Hubbard	
	Draft Choice:	Round 5, 2021	#166 DB Keith Taylor	
	Draft Choice:	Round 7, 2021	#232 DT Phil Hoskins	Pick originally from Atlanta through Miami
<b>4. June 6, 2021</b>				
Tennessee Receives:	Player:		WR Julio Jones	
	Draft Choice:		Round 6, 2023	
Atlanta Receives:	Draft Choice:	Round 2, 2022	#58 LB Troy Andersen	
	Draft Choice:	Round 4, 2023		Conditional draft choice

2020 TRADES

Trade Date/Teams	Compensation	Overall	Player Selected	Note
<b>1. March 19, 2020</b>				
Tennessee Receives:	Draft Choice:	Round 7, 2020	#237 (CB Thakarius Keyes)	Pick originally from New England; traded to Kansas City
Denver Receives:	Player:		DT Jurrell Casey	
<b>2. April 25, 2020 (Draft Day Trade)</b>				
Tennessee Receives:	Draft Choice:	Round 6, 2021	#215 S Brady Breeze	
Kansas City Receives:	Draft Choice:	Round 7, 2020	#237 CB Thakarius Keyes	Pick originally from New England through Denver
<b>3. Oct. 14, 2020</b>				
Tennessee Receives:	Draft Choice:	Round 6, 2021	#185 (LB Nick Niemann)	Pick traded to L.A. Chargers
Jacksonville Receives:	Draft Choice:	Round 7, 2021	#249 (WR Ben Skowronek)	Pick traded to L.A. Rams
	Player:		OLB Kamalei Correa	

## TRADES BY JON ROBINSON

### 4. Nov. 2, 2020

Tennessee Receives:	Player:	CB Desmond King II			
L.A. Chargers Receive:	Draft Choice:	Round 6, 2021	#185	LB Nick Niemann	Pick originally from Jacksonville

### 2019 TRADES

Trade Date/Teams	Compensation	Overall	Player Selected	Note
------------------	--------------	---------	-----------------	------

#### 1. March 15, 2019

Tennessee Receives:	Player:	QB Ryan Tannehill			
	Draft Choice:	Round 6, 2019	#188	LB David Long Jr.	
Miami Receives:	Draft Choice:	Round 7, 2019	#233	RB Chandler Cox	
	Draft Choice:	Round 4, 2020	#135	(G Kevin Dotson)	Pick traded to Pittsburgh

#### 2. April 27, 2019 (Draft Day Trade)

Tennessee Receives:	Draft Choice:	Round 4, 2019	#116	DB Amani Hooker	Pick originally from Miami through New Orleans
	Draft Choice:	Round 5, 2019	#168	OLB D'Andre Walker	Pick originally from New Orleans
N.Y. Jets Receive:	Draft Choice:	Round 4, 2019	#121	TE Trevon Wesco	
	Draft Choice:	Round 5, 2019	#157	LB Blake Cashman	

#### 3. August 29, 2019

Tennessee Receives:	Player:	OLB Reggie Gilbert			
Green Bay Receives:	Draft Choice:	Round 6, 2020	#208	C Jake Hanson	

#### 4. August 31, 2019

Tennessee Receives:	Draft Choice:	Round 7, 2020	#224	QB Cole McDonald	
Cleveland Receives:	Player:	WR Taywan Taylor			

### 2018 TRADES

Trade Date/Teams	Compensation	Overall	Player Selected	Note
------------------	--------------	---------	-----------------	------

#### 1. April 26, 2018 (Draft Day Trade)

Tennessee Receives:	Draft Choice:	Round 1, 2018	#22	LB Rashaan Evans	Pick originally from Kansas City through Buffalo
	Draft Choice:	Round 6, 2018	#215	(C Bradley Bozeman)	Pick traded back to Baltimore
Baltimore Receives:	Draft Choice:	Round 1, 2018	#25	TE Hayden Hurst	
	Draft Choice:	Round 4, 2018	#125	(DB Avonte Maddox)	Pick traded to Philadelphia

#### 2. April 27, 2018 (Draft Day Trade)

Tennessee Receives:	Draft Choice:	Round 2, 2018	#41	OLB Harold Landry III	
Oakland Receives:	Draft Choice:	Round 2, 2018	#57	DT P.J. Hall	
	Draft Choice:	Round 3, 2018	#89	(T Joseph Noteboom)	Pick traded to L.A. Rams

#### 3. April 28, 2018 (Draft Day Trade)

Tennessee Receives:	Draft Choice:	Round 5, 2018	#152	DB Dane Cruikshank	
Baltimore Receives:	Draft Choice:	Round 5, 2018	#162	WR Jordan Lasley	
	Draft Choice:	Round 6, 2018	#215	C Bradley Bozeman	Pick originally from Baltimore

#### 4. August 28, 2018

Tennessee Receives:	Player:	LB Kamalei Correa			
Baltimore Receives:	Draft Choice:	Round 6, 2019	#191	(DB Marcus Epps)	Pick traded to Minnesota

### 2017 TRADES

Trade Date/Teams	Compensation	Overall	Player Selected	Note
------------------	--------------	---------	-----------------	------

#### 1. April 28, 2017 (Draft Day Trade)

Tennessee Receives:	Draft Choice:	Round 3, 2017	#72	WR Taywan Taylor	Pick originally from Carolina
	Draft Choice:	Round 6, 2017	#200	(T Adam Bisnowaty)	Pick traded to N.Y. Giants; originally from Indianapolis
New England Receives:	Draft Choice:	Round 3, 2017	#83	DE Derek Rivers	
	Draft Choice:	Round 4, 2017	#124	(LB Jalen Reeves-Maybin)	Pick traded to Detroit

#### 2. April 29, 2017 (Draft Day Trade)

Tennessee Receives:	Draft Choice:	Round 5, 2017	#155	LB Jayon Brown	
Philadelphia Receives:	Draft Choice:	Round 5, 2017	#164	(G Isaac Asiata)	Pick traded to Miami
	Draft Choice:	Round 6, 2017	#214	DT Elijah Qualls	Pick originally from Atlanta

#### 3. April 29, 2017 (Draft Day Trade)

Tennessee Receives:	Draft Choice:	Round 6, 2017	#207	(DB Brandon Wilson)	Pick traded to Cincinnati
	Draft Choice:	Round 7, 2017	#241	RB Khalfani Muhammad	
N.Y. Giants Receive:	Draft Choice:	Round 6, 2017	#200	T Adam Bisnowaty	Pick originally from Indianapolis through New England

GAME PREVIEW

TEAM NOTES

PLAYER NOTES

MEDIA

STATISTICS

ROSTERS

## TRADES BY JON ROBINSON

### 4. April 29, 2017 (Draft Day Trade)

Tennessee Receives:	Draft Choice:	Round 6, 2017	#217	OL Corey Levin	Compensatory pick
	Draft Choice:	Round 7, 2017	#227	OLB Josh Carraway	
Cincinnati Receives:	Draft Choice:	Round 6, 2017	#207	DB Brandon Wilson	Pick originally from N.Y. Giants

### 5. Sept. 1, 2017

Tennessee Receives:	Player:	DE David King			
Kansas City Receives:	Draft Choice:	Round 7, 2018	#243	(DB Keion Crossen)	Conditional draft choice; traded to New England

## 2016 TRADES

Trade Date/Teams	Compensation	Overall	Player Selected	Note
------------------	--------------	---------	-----------------	------

### 1. March 9, 2016

Tennessee Receives:	Player:	RB DeMarco Murray			
	Draft Choice:	Round 4, 2016	#113	(LB Nick Kwiatkoski)	Pick traded from Tennessee to Los Angeles to Chicago
Philadelphia Receives:	Draft Choice:	Round 4, 2016	#100	(QB Connor Cook)	Pick traded from Philadelphia to Cleveland to Oakland

### 2. April 14, 2016

Tennessee Receives:	Draft Choice:	Round 1, 2016	#15	(WR Corey Coleman)	Pick traded from Tennessee to Cleveland
	Draft Choice:	Round 2, 2016	#43	DL Austin Johnson	Pick originally from Philadelphia
	Draft Choice:	Round 2, 2016	#45	RB Derrick Henry	
	Draft Choice:	Round 3, 2016	#76	(T Shon Coleman)	Pick traded from Tennessee to Cleveland
	Draft Choice:	Round 1, 2017	#5	WR Corey Davis	
	Draft Choice:	Round 3, 2017	#100	TE Jonnu Smith	Compensatory pick
L.A. Rams Receive:	Draft Choice:	Round 1, 2016	#1	QB Jared Goff	
	Draft Choice:	Round 4, 2016	#113	(LB Nick Kwiatkoski)	Pick originally from Philadelphia; traded from Los Angeles to Chicago
	Draft Choice:	Round 6, 2016	#177	TE Temarrick Hemingway	

### 3. April 28, 2016 (Draft Day Trade)

Tennessee Receives:	Draft Choice:	Round 1, 2016	#8	T Jack Conklin	Pick originally from Miami through Philadelphia
	Draft Choice:	Round 6, 2016	#176	(RB Andy Janovich)	Pick traded from Tennessee to Denver
Cleveland Receives:	Draft Choice:	Round 1, 2016	#15	WR Corey Coleman	Pick originally from Los Angeles
	Draft Choice:	Round 3, 2016	#76	T Shon Coleman	Pick originally from Los Angeles
	Draft Choice:	Round 2, 2017	#52	QB DeShone Kizer	

### 4. April 30, 2016 (Draft Day Trade)

Tennessee Receives:	Draft Choice:	Round 5, 2016	#157	CB LeShaun Sims	Pick originally from N.Y. Jets
	Draft Choice:	Round 7, 2016	#253	CB Kalan Reed	
Denver Receives:	Draft Choice:	Round 6, 2016	#176	RB Andy Janovich	Pick originally from Cleveland
	Draft Choice:	Round 6, 2017	#203	RB De'Angelo Henderson	

### 5. Aug. 16, 2016

Tennessee Receives:	Player:	G/T Dennis Kelly			
Philadelphia Receives:	Player:	WR Dorial Green-Beckham			



Ryan Tannehill was acquired in a trade in 2019.



## HEAD COACH MIKE VRABEL

[Click For Complete Online Bio](#)

[Mike Vrabel Named AP 2021 NFL Coach of the Year](#)

[Video: Watch "The Mike Vrabel Show"](#)

[Video: Watch Mike Vrabel's latest press conference](#)

[Video: Introducing Mike Vrabel's Second and Seven Foundation](#)

[Video: Igniting the Fire - Who is Mike Vrabel?](#)



**Mike Vrabel** was named head coach of the Titans on Jan. 20, 2018, becoming the 19th head coach in franchise history.

In his first four seasons as head coach, Vrabel led the Titans to a 43-27 overall record and three postseason appearances. He joined **Jack Pardee** and **Jerry Glanville** as the only head coaches in team annals to preside over at least three playoff squads in their initial four seasons as head coach, and he tied Pardee (43-26) for the most total wins by a head coach in his first four seasons with the organization. The Titans won back-to-back AFC South titles in 2020 and 2021, marking the first time the organization accomplished the feat since the Oilers won the first three AFL Eastern division titles from 1960 to 1962.

### Vrabel Honored as NFL's Top Coach in 2021

Vrabel was named the Associated Press NFL Coach of the Year in 2021 after directing the Titans to a 12-5 record during the regular season. The Titans won the AFC South, and they claimed the top seed in the AFC playoff field for the first time since 2008. They did so despite needing to use 91 total players during the season—the most in NFL history in a non-strike year. After the final preseason roster cuts through the end of the season, the team placed 26 different players on injured reserve and 21 different players on the reserve/COVID-19 list, plus additional practice squad players that received those designations.

The 2021 Titans ranked second in rushing defense (84.6 yards allowed per game), 12th in total defense (329.8), sixth on third down (36.7 percent), sixth in scoring defense (20.8 points per game) and ninth in sacks (43). Offensively, the Titans finished fifth in rushing (141.4 yards per game) despite missing **Derrick Henry** for nine games due to injury. The offense

also ranked eighth on third down (43.6 percent), fifth in the red zone (63.9 percent) and first in goal-to-go efficiency (87.5 percent).

Situationally, Vrabel's teams fared well among the NFL leaders in his first four seasons as head coach. From 2018 to 2021, their .909 winning percentage (40-4) in regular season games in which they had a fourth-quarter lead ranked second in the NFL behind the New Orleans Saints (.939). In the same time period, the Titans had a .714 winning percentage in three-point games (15-6), which led the league. Vrabel's team was 5-1 in overtime games from 2018 through 2021, tying the Saints (5-1) for the most overtime wins.

From 2018 to 2021, the Titans had the NFL's second-best rushing offense, averaging 143.7 rushing yards per game. Only the Baltimore Ravens were better (173.6). On the other side of the ball, the Titans ranked seventh in rushing defense, allowing 106.2 rushing yards per contest. Also from 2018 to 2021, the Titans tied for eighth in scoring defense (22.0 opponent points per game) and tied for the eighth-best turnover margin (+13). The Titans were called for 370 penalties from 2018 through 2021, which was the sixth-fewest total in the NFL.

### Titans Take the AFC South in Year 3 Under Vrabel

The Titans won the 2020 AFC South title with an 11-5 record in the regular season, claiming their best record and first division title since going 13-3 in 2008. They finished with a 5-1 record within the division and a 6-2 mark in road games, all while navigating the challenges of the COVID-19 pandemic.

The Titans led the NFL in 2020 with a plus-11 turnover differential. Their 23 takeaways ranked seventh in the NFL, while their 12 turnovers were the second-fewest in the league in 2020 and tied for the ninth-lowest number since the NFL went to a 16-game schedule in 1978.

In 2020, the Titans tied for second place in total offense (396.4 yards per game) and ranked fourth in scoring offense (30.7 points per game). They became the first team in NFL history to generate at least 2,500 rushing yards (2,690) and 3,500 net passing yards (3,653) while surrendering 25 or fewer sacks (25). Their 6,343 total yards and 381 first downs established franchise records, while their 491 points amounted to the organization's second-best total.

The 2020 Titans joined the 1997 Detroit Lions as the only teams in NFL history to feature a 2,000-yard rusher, a 3,000-yard passer and a 1,000-yard receiver. Henry led the NFL in rushing for the second consecutive season, and his 2,027 rushing yards gave him the fifth-best total in league history. Meanwhile, **Ryan Tannehill** passed for 3,819 yards, and his 106.5 passer rating was the fifth-best number in the NFL. **A.J. Brown** was named to the Pro Bowl after recording his second consecutive 1,000-yard season (1,075) and tying for fifth place in the NFL with 11 touchdown catches.

### Titans to AFC Championship Game in Vrabel's Second Season

In 2019, Vrabel became the first head coach in the organization's history to win multiple playoff games within his first two seasons. The Titans won a pair of road games—at New England in the wild card round and at Baltimore in the divisional round—to advance to the 2019 AFC championship game, falling at Kansas City to the eventual Super Bowl champion Chiefs.

The Titans began the 2019 campaign with two wins in their first six games but rallied to win seven of their final 10 games in the regular season. From the time the NFL went to its current playoff format in 1990 through 2019, 345 teams went 2-4 or worse in their first six games of a season. From that group, the Titans became only the third team to advance to a conference championship game, joining the 2002 Titans (2-4) and the 1996 Jacksonville Jaguars (2-4).

The 2019 Titans ranked in the NFL's top 10 in scoring margin (eighth, +71), turnover margin (sixth, +6), offensive yards per play (fourth, 6.12), rushing offense (third, 138.9 yards per game), red zone efficiency (first, 75.6 percent), total touchdowns (tied for third, 54) and third-down defense (eighth, 36.3 percent).

In his first season as head coach, Vrabel directed the Titans to a 9-7 record. His nine wins tied for the fourth-highest total in franchise history by a first-year head coach.

With only 82 penalties enforced against the Titans in 2018, Vrabel's team led the NFL and set a franchise record (16-game season) for fewest penalties in a season. The 2018 Titans also placed third in points allowed (18.9 per game), eighth in total defense (333.4 yards per game), sixth in passing defense (216.9), second in red zone defense (44.7 percent

## MIKE VRABEL AT A GLANCE

- Year as Titans head coach: **5**
- Year as NFL head coach: **5**
- Regular season record: **41-24**
- Postseason record: **2-3**
- Overall record: **43-27**
- Regular season home record: **22-11**
- Regular season road record: **19-13**
- vs. Cardinals: **0-1**
- At home vs. Cardinals: **0-1**
- On the road vs. Cardinals: **0-0**
- vs. Kliff Kingsbury: **0-1**

Mike Vrabel's Career Coaching Ledger:

Years	Team	Position
2018-22	Tennessee Titans	Head Coach
2017	Houston Texans	Defensive Coordinator
2014-16	Houston Texans	Linebackers Coach
2012-13	Ohio State University	Defensive Line Coach
2011	Ohio State University	Linebackers Coach

Mike Vrabel's Career Playing Ledger:

Years	Team	Position
2009-10	Kansas City Chiefs	Linebacker
2001-08	New England Patriots	Linebacker
1997-00	Pittsburgh Steelers	Linebacker

## TITANS COACHING STAFF

- Mike Vrabel ..... **Head Coach**
- Craig Aukerman ..... **Special Teams**
- Brian Bell ..... **Sports Performance Coordinator**
- Chase Blackburn .... **Assistant Special Teams**
- Scott Booker ..... **Safeties**
- Shane Bowen..... **Defensive Coordinator**
- Kylan Butler..... **Offensive Assistant**
- Keith Carter..... **Offensive Line**
- Ryan Crow ..... **Outside Linebackers**
- Tony Dews ..... **Running Backs**
- Todd Downing ..... **Offensive Coordinator**
- Erik Frazier..... **Offensive Skill Assistant**
- Jason Houghtaling... **Offensive Line Assistant**
- Tim Kelly..... **Passing Game Coordinator**
- Bobby King..... **Inside Linebackers**
- Zak Kuhr ..... **Inside Linebackers Assistant**
- Clinton McMillan..... **Defensive Line Assistant**
- Anthony Midget..... **Secondary**
- Rob Moore..... **Wide Receivers**
- Pat O'Hara ..... **Quarterbacks**
- Frank Piraino..... **Director, Sports Performance**
- Tyler Rouse ..... **Sports Performance Assistant**
- Jim Schwartz..... **Senior Defensive Assistant**
- Luke Steckel ..... **Tight Ends**
- John Streicher..... **Football Development Coordinator**
- Mike Sullivan..... **Assistant Offensive Line**
- Terrell Williams..... **Defensive Line**

touchdown rate) and seventh in rushing offense (126.4) in the league rankings.

### Background as a Player and Coach

Vrabel arrived in Tennessee with 18 years of NFL experience, including four seasons as a coach and 14 seasons as a player. His distinguished playing career included three Super Bowl wins (2001, 2003 and 2004), one Pro Bowl selection (2007) and an All-Pro honor (2007). Vrabel played in 206 NFL games and totaled 57 sacks, 496 tackles, 11 interceptions, 20 forced fumbles, nine fumble recoveries and 10 touchdown receptions. Additionally, his teams advanced to the playoffs eight times (20 postseason games), with Vrabel recording eight postseason sacks and two postseason touchdown receptions.

Vrabel joined the Titans after four seasons with the Houston Texans, spending the first three seasons (2014-16) coaching linebackers and one year (2017) as the team's defensive coordinator. During his time in Houston, the Texans built one of the best defenses in the NFL and experienced tremendous success as a team – earning two division titles (2015, 2016).

Between 2014-16, the Texans defense ranked third in the NFL in yards allowed per game (319.9) and net passing yards (218.4). Houston also ranked first in third-down defense (33.6), fourth in opponent completion percentage (59.5) and sixth in points allowed per game (19.8). The 2016 defense ranked number one in the NFL, for the first time in franchise history, in yards allowed (301.3).

In 2017, his first year as a defensive coordinator, the Texans finished the campaign with 19 players on injured reserve. Despite the injuries, Vrabel led the defense to the fifth-best third-down percentage in the NFL and a franchise-record 3.97 yards per carry by opponents. Houston also had 18 different players record at least half a sack last year and 26 players tally at least one tackle for loss.

Vrabel spent his career playing and coaching with accomplished leaders, including **Bill Belichick**, **Bill Cowher**, **Romeo Crennel**, **Urban Meyer**, **Bill O'Brien** and **Todd Haley**.

As the Texans linebackers coach from 2014-16, Vrabel developed several players into top-notch performers, including **Jadeveon Clowney** (Pro Bowl, 2016), **Whitney Mercilus**, **Benardrick McKinney** (second-team All-Pro, 2016) and **Brian Cushing**. The 2015 Texans defense had the top third-down defense in the NFL (28.5 percent), which was the lowest percentage in franchise history and the lowest by any NFL team since the 2003 Titans (27.7 percent). The 2015 defense also set a franchise mark for

sacks in a season with 45 - 22.5 coming from Vrabel's linebacking corps.

Prior to joining the NFL coaching ranks, Vrabel transitioned immediately from an NFL player to college coach. He started as the linebacker coach at Ohio State in 2011 and coached the defensive line from 2012-2013. The 2012 Buckeyes finished the season undefeated at 12-0. He also was named Big Ten Recruiter of the Year by ESPN.com in 2012.

Vrabel was selected by the Pittsburgh Steelers in the third round (91st overall) of the 1997 NFL Draft, after his playing career at Ohio State, where he earned All-America honors and Big Ten Conference Defensive Lineman of the Year in both 1995 and 1996.

A native of Akron, Ohio, Vrabel attended Walsh Jesuit High School. He and his wife, Jennifer, have two sons: Tyler and Carter.

## MOST WINS IN FIRST FOUR SEASONS

When the Titans defeated the Houston Texans on Jan. 9, 2022, **Mike Vrabel** won his 43rd game, including postseason, since taking over as Titans head coach in 2018. In doing so, he tied **Jack Pardee** for the most total wins by a head coach in his first four seasons with the organization. In Pardee's first four seasons as head coach from 1990 through 1993, the Oilers were 43-26, including playoffs.

Vrabel, Pardee and **Jerry Glanville** (1986-1989) are the only head coaches in team annals to preside over at least three playoff squads in their initial four seasons. All three of Pardee's first four teams made the postseason, while Glanville's Oilers advanced to the postseason in his second, third and fourth years.

Of all Titans/Oilers head coaches with at least four seasons with the franchise, Vrabel's career winning percentage ranks the highest.

### Most total wins in Titans/Oilers history in a head coach's first four seasons, including playoffs\*:

Coach	Seasons	Playoff Berths				Pct
		Season 1-4	W	L	T	
1. Jack Pardee	1990-1993	4	43	26	0	.623
<b>Mike Vrabel</b>	<b>2018-2021</b>	<b>3</b>	<b>43</b>	<b>27</b>	<b>0</b>	<b>.614</b>
3. O.A. "Bum" Phillips	1975-1978	1	35	26	0	.574
Jerry Glanville	1986-1989*	3	35	33	0	.515
5. Jeff Fisher	1995-1998*	0	31	33	0	.484
6. Wally Lemm	1966-1969*	2	25	30	3	.457
7. Mike Munchak	2011-2013	0	22	26	0	.458
8. Mike Mularkey	2016-2017*	1	19	15	0	.559
9. Frank "Pop" Ivy	1962-1963	1	17	12	0	.586
10. Lou Rymkus	1960-1961	1	12	7	1	.625

\* Does not include interim seasons

Note: Munchak, Mularkey, Ivy and Rymkus coached fewer than four seasons

When Vrabel was hired in 2018, he joined six other head coaches who joined (or rejoined) their respective clubs in the same offseason: **Jon Gruden** (Oakland/Las Vegas Raiders), **Matt Nagy** (Chicago Bears), **Matt Patricia** (Detroit Lions), **Frank Reich** (Indianapolis Colts), **Pat Shurmur** (New York Giants) and **Steve Wilks** (Arizona Cardinals). Of those seven coaches, Vrabel had the most wins from 2018 to 2021.

Vrabel, Reich and Nagy each led their respective teams to the playoffs twice in their first three seasons, while Vrabel was the only one from the group to go to the playoffs a third time in that span.

### Most total wins from 2018 to 2021 by head coaches hired during the 2018 offseason (through 2021):

Coach	Team	Wins	Losses	Ties	Pct.	Playoff
						Appearances
1. <b>Mike Vrabel</b>	<b>Tennessee</b>	<b>43</b>	<b>27</b>	<b>0</b>	<b>.614</b>	<b>3</b>
2. Frank Reich	Indianapolis	38	30	0	.559	2
3. Matt Nagy	Chicago	34	33	0	.507	2
4. Jon Gruden	Las Vegas	22	31	0	.415	0
5. Matt Patricia	Detroit	13	29	1	.314	0
6. Pat Shurmur	N.Y. Giants	9	23	0	.281	0
7. Steve Wilks	Arizona	3	13	0	.188	0

## TITANS TO PLAYOFFS IN YEAR 2 UNDER VRABEL

In 2019, Titans head coach **Mike Vrabel** became the franchise's sixth head coach in franchise annals to have the team in the playoffs within his first two full seasons.

Vrabel was the fourth head coach in Titans/Oilers history to win at least one playoff game in his first two full seasons, joining **Mike Mularkey** (2017 playoff victory), **Jack Pardee** (1991) and **Lou Rymkus** (1960 and 1961). He became the first head coach in the team's history to win multiple playoff games within his first two seasons.

**Titans/Oilers head coaches in the playoffs within their first two full seasons:**

Head Coach	1st Full Season as Head Coach	Postseason Berths in 1st 2 Seasons	Playoff Wins in 1st 2 Seasons
<b>Mike Vrabel</b>	<b>2018</b>	<b>2019 (Year 2)</b>	<b>2</b>
Mike Mularkey	2016*	2017 (Year 2)	1
Jack Pardee	1990	1990, 1991 (Years 1 & 2)	1
Wally Lemm	1966*	1967 (Year 2)	0
Frank "Pop" Ivy	1962	1962 (Year 1)	0
Lou Rymkus	1960	1960 (Year 1)	1

\* Mularkey served as interim head coach for the final nine games of the 2015 season. Lemm was the head coach for the 1961 AFL Champion Oilers after taking over as head coach for the final nine games of the season. He left the team following the season and returned in 1966.

## TITANS/OILERS HEAD COACH HISTORY

COACH	YEARS	WON	LOST	TIED	PCT.
Lou Rymkus	1960-61	12	7	1	.625
Wally Lemm	1961, 1966-70	38	40	4	.487
Frank "Pop" Ivy	1962-63	17	12	0	.586
Sammy Baugh	1964	4	10	0	.285
Hugh "Bones" Taylor	1965	4	10	0	.285
Ed Hughes	1971	4	9	1	.321
Bill Peterson	1972-73	1	18	0	.052
Sid Gillman	1973-74	8	15	0	.347
O.A. "Bum" Phillips	1975-80	59	38	0	.608
Ed Biles	1981-83	8	23	0	.258
Chuck Studley	1983	2	8	0	.200
Hugh Campbell	1984-85	8	22	0	.266
Jerry Glanville	1985-89	35	35	0	.500
Jack Pardee	1990-94	44	35	0	.556
Jeff Fisher	1994-2010	147	126	0	.538
Mike Munchak	2011-13	22	26	0	.458
Ken Whisenhunt	2014-15	3	20	0	.130
Mike Mularkey	2015-17	21	22	0	.488
<b>Mike Vrabel</b>	<b>2018-22</b>	<b>43</b>	<b>27</b>	<b>0</b>	<b>.614</b>


Records include postseason



## TITANS ASSISTANT COACHES

### SHANE BOWEN DEFENSIVE COORDINATOR

[Click For Complete Online Bio](#)



- Bowen was promoted to defensive coordinator in 2021 after spending his first three seasons with the Titans as outside linebackers coach.
- In 2021, the Titans ranked second in rushing defense (84.6), 12th in total defense (329.8 per game), sixth on third down (36.7 percent) and sixth in scoring defense (20.8 points per game). They tied for ninth in sacks (43), while outside linebacker Harold Landry III (12 sacks) and defensive linemen Denico Autry (nine sacks) and Jeffery Simmons (8.5) made the Titans the only NFL team in 2021 to have three players with at least eight sacks. Landry, Simmons and safety Kevin Byard were all named to the Pro Bowl, with Byard adding first-team All-Pro honors.
- In 2020, he added defensive play-caller to his responsibilities as outside linebackers coach. The Titans defense ranked seventh in the NFL with 23 takeaways, which tied for the most by a Titans defense since 2013 (25). The Titans also tallied 15 interceptions, which ranked seventh in the NFL and the most by the Titans since 2012 (19).
- Bowen joined the Titans in 2018 after spending two seasons (2016-17) as a defensive assistant for the Houston Texans. He arrived with nine years of coaching experience.
- In 2016, Bowen was part of a Texans staff that produced the NFL's number one defense (yards allowed) for the first time in franchise history. In 2017, the defense ranked fifth in third-down defense and set a franchise record for yards per carry by opponents (3.97).
- He also served at Kennesaw State as linebackers coach (2013-15), at Ohio State as a defensive graduate assistant (2012). He began his coaching career as an assistant at Georgia Tech (2009-11).
- A native of Pickerington, Ohio, Bowen was a three-year letter winner at Georgia Tech as an outside linebacker.

### TODD DOWNING OFFENSIVE COORDINATOR

[Click For Complete Online Bio](#)



- Downing was promoted to offensive coordinator in 2021 after initially joining the Titans in 2019 as tight ends coach. He came to the team with 18 years of previous NFL coaching experience.
- In 2021, the Titans offense ranked fifth in rushing (141.4 yards per game) despite missing Derrick Henry for nine games due to injury. The offense also ranked eighth on third down (43.6 percent), fifth in the red zone (63.9 percent) and first in goal-to-go efficiency (87.5 percent). Injuries led to the Titans tying for the league high with 39 total players used on offense. They had 25 offensive players with at least one scrimmage touch, which tied for the league's third-highest total.
- From 2019 to 2020, the Titans tight ends' 21 touchdowns tied for the third-highest total in the NFL among tight end groups. Over those two seasons the Titans tight ends also produced the league's seventh-best receiving yardage total (1,915) and tied for the eighth-best reception total (170).
- Among their peers in 2020, the Titans tight end corps ranked second in total touchdowns (14), third in touchdown receptions (12), sixth in receptions (94) and ninth in receiving yards (967). Jonnu Smith tied the franchise single-season record for tight ends with eight touchdown catches, which also tied for third place in the NFL in 2020.
- In his first season with the Titans (2019), Downing helped Smith set then-career highs in receptions (35) and yards (439), while Anthony Firkser (15 games) and MyCole Pruitt (10 starts) emerged as steady contributors.
- He spent 2018 as the tight ends coach for the Minnesota Vikings, helping Pro Bowl tight end Kyle Rudolph post the second-highest reception (64) and yardage totals (634) of his career.
- Downing spent three seasons (2015-17) with the Oakland Raiders, first as quarterbacks coach and then one season as offensive coordinator. In each of his three seasons with the Raiders, quarterback Derek Carr earned a Pro Bowl invitation.
- Downing coached the quarterbacks for one season (2014) in Buffalo and spent five seasons (2009-13) with the Detroit Lions. He originally joined the Lions as an offensive quality control coach and worked his way up to

## TITANS ASSISTANT COACHES

quarterbacks coach for the final three seasons.

- Downing began his NFL coaching career with the Minnesota Vikings (2001-05) and then the St. Louis Rams (2006-08).
- The Minneapolis, Minn., native attended the University of Minnesota.

### CRAIG AUKERMAN SPECIAL TEAMS

[Click For Complete Online Bio](#)


- Aukerman was promoted to special teams coach in 2018. He joined the Titans in January 2017 as the assistant special teams coach.
- In 2021, kicker Randy Bullock finished ninth in franchise history with 120 points in a single season, while Brett Kern had the league's third-best ratio of punts inside the 20 to touchbacks (18:1). Chester Rogers ranked fifth in the NFL with a 9.8-yard punt return average, the best by a Titans player since 2012 (13.2 by Darius Reynaud). The kickoff coverage unit ranked eighth in the league (20.3-yard average).
- In 2020, Titans punter Brett Kern's 59.5 percent (22 of 37) of punts placed inside the 20 was the best of any player with at least 30 punts in a season since 1991.
- In 2019, the Titans finished fourth in the NFL in net punting and tied for the NFL lead with four total blocked kicks. Brett Kern was named to his third consecutive Pro Bowl.
- The 2018 Titans set the NFL kickoff return average record (32.0).
- Prior to his arrival in Tennessee, he gained 17 years of coaching experience, including 10 seasons on the college level and seven years in the NFL.
- He spent four seasons (2013-16) with the San Diego Chargers working with their special teams, first as an assistant special teams coach (2013-15) and then as the special teams coordinator (2016).
- He also spent time in the NFL on the coaching staffs with the Jacksonville Jaguars (2011-12) and Denver Broncos (2010).
- In the college ranks, he coached at Findlay (2000), Miami (Ohio) (2001-02, 2005-08), Western Kentucky (2003-04), and Kent State (2009).
- Aukerman was a two-time NAIA All-American at the University of Findlay (Ohio), where he played defensive back and wide receiver from 1995-98.



### BRIAN BELL SPORTS PERFORMANCE COORDINATOR

[Click For Complete Online Bio](#)

- Bell joined the Titans in 2018 after spending three seasons with the Houston Texans as assistant strength and conditioning coach. He was a member of back-to-back AFC South Division Championships in his first two campaigns in Houston.
- Bell was an assistant strength and conditioning coach at Penn State from 2012-13 and the head football strength and conditioning coach at his high school alma mater, DeMatha Catholic, in Hyattsville, Md., from 2011-12.
- Bell was a tight end and fullback at Kent State from 2002-06. In 2007, Bell signed with the Washington Commanders as an undrafted free agent and served on the team's practice squad.



### CHASE BLACKBURN ASSISTANT SPECIAL TEAMS

[Click For Complete Online Bio](#)

- Blackburn joined the Titans in 2022 after six seasons on the Carolina Panthers staff, including four years (2018-21) as special teams coordinator.
- Under Blackburn in 2021, the Panthers ranked eighth in punt return coverage (7.4 yards per opponent return) and eighth in field goal percentage (89.7).
- In 2020, Carolina posted the NFL's seventh-ranked kickoff return average (25.3) and placed seventh in kickoff return average allowed (20.6).
- Panthers rookie kicker Joey Slye set a franchise record in 2019 by connecting on an NFL-best eight field goals of 50 yards or longer.
- In 2018, the Panthers ranked sixth in the league in field goal accuracy (19-of-21) and fifth in the NFL in average starting field position (27.1).
- Graham Gano earned his first Pro Bowl selection in 2017 after setting a franchise record with an NFL-leading 96.7 field goal percentage (29




of 30).

- Blackburn made his coaching debut in 2016 after serving as a coaching intern with the Panthers during the 2016 offseason.
- As a player, Blackburn played 10 NFL seasons for the New York Giants (2005-12) and Panthers (2013-14). His career totals included 265 tackles, 4.5 sacks and four interceptions in 132 games (45 starts). As a special teams player, he tallied 123 career tackles, two forced fumbles and three fumble recoveries.
- Originally signed as an undrafted rookie free agent by the Giants in 2005, Blackburn led the team in special teams tackles for six consecutive years from 2005 to 2010. In 2008, he was named a Pro Bowl alternate as a cover specialist, and he earned two Super Bowl rings with the Giants (XLII and XLVI).
- The Marysville, Ohio, native was a three-year starter at linebacker and defensive end for Akron.

### SCOTT BOOKER SAFETIES

[Click For Complete Online Bio](#)


- Booker joined the Titans in 2018 after spending 15 seasons in the college coaching ranks. After two seasons as a defensive assistant, he was promoted to safeties coach in 2020.
- In 2021, Booker helped Kevin Byard earn first-team All-Pro and Pro Bowl honors. Byard became the franchise's first player to lead the team in tackles (88) and interceptions (five) in the same season since the team began tracking individual tackle statistics in 1974. Byard's 13 passes defended led all NFL safeties. Meanwhile, Amani Hooker was a full-time starter for the first time in his career and totaled a career-best 62 tackles.
- In 2020, the Titans defense ranked seventh in the NFL with 15 interceptions, which was most by the Titans since 2012. Safety Kevin Byard led the defense and set a career high with 111 tackles.
- He spent the 2017 season as the safeties coach/special teams coordinator at Nebraska.
- Previously, Booker spent seven years (2010-16) at Notre Dame, as a tight ends/special teams coordinator (2012-16) and offensive intern (2010-11). He coached the secondary at Western Kentucky for one season (2009).
- Booker began his coaching career at his alma mater Kent State as a graduate assistant (2003-04) and secondary coach (2005-08).
- The Pittsburgh, Pa., native played collegiately at Kent State.



### KYLAN BUTLER OFFENSIVE ASSISTANT

[Click For Complete Online Bio](#)

- Butler joined the Titans for 2021 as part of the The NFL Bill Walsh Diversity Coaching Fellowship after seven years coaching at the collegiate level.
- Before arriving in Tennessee, he spent two seasons coaching wide receivers at Morehead State University. He also served as co-special teams coordinator in 2019 and was promoted to associate head coach for 2020-21. After the fall 2020 season was postponed due to the COVID-19 pandemic, Butler helped coach the team in its games during the spring of 2021.
- He spent two years at Glenville (W.Va.) State College, first as running backs coach in 2017 and then as offensive coordinator/wide receivers coach in 2018.
- Butler began his coaching career in 2014 at his alma mater, the University of Arizona, and spent three total seasons as an offensive graduate assistant.
- A native of Antioch, Calif., he appeared in 35 career games as a running back and on special teams for the Arizona Wildcats.



## TITANS ASSISTANT COACHES

### KEITH CARTER OFFENSIVE LINE

[Click For Complete Online Bio](#)

- Carter joined the Titans in 2018 with 13 years of prior coaching experience, including five seasons in the NFL.
- In 2021, injuries forced the Titans use seven different starting offensive line combinations, including five different starters at left tackle. However, the offense managed to finish fifth in rushing, averaging 141.4 rushing yards per game. Left guard Rodger Saffold III was named to his first career Pro Bowl.
- In 2020, while using three different starting left tackles, the Titans had the NFL's second-ranked rushing offense (168.1 yards per game), and the unit's 25 sacks allowed was the sixth-best finish in the league. Derrick Henry (2,027 rushing yards) led the NFL in rushing for the second consecutive season and recorded the fifth-highest single-season rushing total in NFL history.
- In 2019, the Titans finished third in the NFL in rushing offense with Henry leading the league in rushing yards (1,540). Rookie Nate Davis started 15 consecutive games (including playoffs) at right guard.
- Prior to arriving in Tennessee, he spent three seasons with the Atlanta Falcons as running backs coach (2017) and assistant offensive line coach (2015-16). The 2016 Falcons offensive line protected NFL MVP Matt Ryan and paved the way for the NFL's fifth-best rushing attack while also winning the NFC Championship.
- He tallied two seasons as the offensive quality control coach for the Seattle Seahawks (2012-13).
- In the college ranks, Carter has experience as the offensive line/run game coach at San Jose State (2014), tight ends (2009) and offensive line coach (2010-11) at the University of San Diego, offensive line coach at University of the Redlands (2007-08), tight ends coach at Wagner College (2006) and as an undergraduate assistant at UCLA (2005).
- The Downingtown, Pa., native was a tight end, H-back and fullback at UCLA.



- In 2019, the Titans finished third in the NFL in rushing offense with Henry leading the league with 1,540 rushing yards.
- In 2018, the Titans finished with the NFL's seventh-ranked rushing offense, as Henry ranked second in the AFC with 1,059 rushing yards.
- Prior to his arrival in Tennessee, Dews coached running backs at West Virginia in 2017.
- Dews had stints coaching wide receivers at Arizona (2012-16), tight ends at Pittsburgh (2011), wide receivers at Michigan (2008-10), wide receivers at West Virginia (2007), linebackers at UNLV (2006), special teams (2005) and tackles/tight ends (2004) at Central Michigan, defensive line at Holy Cross (2002), offensive line at California (Pa.) and defensive line at Millersville (1998). He was a graduate assistant at West Virginia from 1999-2001.
- A native of Clifton, Va., Dews played tight end at Liberty University, where he was the team's leading receiver in both of his final two seasons.

### ERIK FRAZIER OFFENSIVE SKILL ASSISTANT

[Click For Complete Online Bio](#)

- Frazier joined the Titans in 2021 after two seasons as wide receivers coach/pass game coordinator at Montana State.
- In 2021, Frazier contributed to an offense that ranked fifth in rushing (141.4 yards per game) eighth on third down (43.6 percent), fifth in the red zone (63.9 percent) and first in goal-to-go efficiency (87.5 percent).
- Served as the Bill Walsh Minority Intern with the New York Giants (2019), Minnesota Vikings (2018) and Kansas City Chiefs (2017).
- Also had previous stints coaching at Delaware Valley (wide receivers, 2014; wide receivers/quarterbacks, 2015), Dayton (wide receivers, 2016), Northwestern (graduate assistant, 2017) and Western Illinois (wide receivers, 2018).
- A native of Philadelphia, Pa., he earned Division II All-America honors in 2011 as a wide receiver at Kutztown University.



### RYAN CROW OUTSIDE LINEBACKERS

[Click For Complete Online Bio](#)

- Crow was promoted to outside linebackers coach in 2021 after initially joining the Titans in 2018. He arrived with seven previous seasons of coaching experience in the college ranks.
- In 2021, Titans outside linebackers accounted for 19 total sacks, including 12 sacks by Harold Landry III, who led the team, set a career high and ranked 10th in the NFL. Landry was named to his first career Pro Bowl.
- After serving as a defensive assistant for his first two seasons with the Titans, his title was changed to assistant special teams coach in 2020.
- Crow served as a graduate assistant at Ohio State (2017) and worked primarily with linebackers.
- Crow spent three seasons at Baldwin Wallace University as offensive coordinator/offensive line coach (2015-16) and offensive line coach (2014). He also spent three seasons at Purdue as a graduate assistant working with the offensive line (2012-13) and one season as assistant strength coach (2011).
- A native of Findlay, Ohio, Crow played linebacker at Bowling Green and earned a scholarship after initially walking on.



### JASON HOUGHTALING OFFENSIVE LINE ASSISTANT

[Click For Complete Online Bio](#)

- Houghtaling (pronounced (HO-tail-ing) joined the Titans in 2021. He spent 2020 as offensive line coach with Colgate.
- In 2021, injuries forced the Titans to use seven different starting offensive line combinations, including five different starters at left tackle. However, the offense managed to finish fifth in rushing, averaging 141.4 rushing yards per game. Left guard Rodger Saffold III was named to his first career Pro Bowl.
- Houghtaling spent 12 total seasons over three stints at Wagner College (2006-09, 2011-12, 2014-19), including serving as head coach for the Seahawks from 2015 to 2019.
- He also served as head coach at Hudson Valley Community College in 2010 and as the offensive coordinator at Cornell in 2013.
- A native of Windsor, N.Y., he attended Lafayette College and played defensive line before injuries ended his career. He graduated from the University of Binghamton.



### TONY DEWS RUNNING BACKS

[Click For Complete Online Bio](#)

- Dews joined the Titans in 2018 with 20 previous years of coaching in the college ranks.
- In 2021, the Titans were fifth in rushing offense, averaging 141.4 rushing yards per game. Derrick Henry ranked ninth in the NFL with 937 rushing yards despite missing nine games. With Henry out, D'Onta Foreman (566 rushing yards) and Dontrell Hilliard (350) each set career highs in rushing yards.
- In 2020, the Titans had the NFL's second-ranked rushing offense (168.1 yards per game). Derrick Henry led the NFL in rushing for the second consecutive season and produced the eighth 2,000-yard rushing season in league history. Henry's 2,027 rushing yards ranked fifth in NFL history.



## TITANS ASSISTANT COACHES

### TIM KELLY

#### PASSING GAME COORDINATOR

[Click For Complete Online Bio](#)

- Kelly joined the Titans in 2022 after three seasons as the offensive coordinator for the Houston Texans.
- Kelly arrived in Tennessee with eight years of NFL experience, all with the Texans. He initially joined the Texans as an offensive quality control coach in 2014 and then was named offensive quality control/assistant offensive line coach in 2016. He was promoted to tight ends coach in 2017 and then elevated to offensive coordinator in 2019.
- In 2021, he guided quarterback Davis Mills to the second-best passer rating (88.8) among all rookie quarterbacks.
- In 2020, he directed an offense that ranked fourth in passing yards and 13th overall. Quarterback Deshaun Watson led the NFL with a career-best 4,823 passing yards, while also setting career marks in passing touchdowns (33), passer rating (112.7) and lowest interception total (seven).
- In 2019, his first season as offensive coordinator, Kelly's offense featured a 3,500-yard passer (Watson), a 1,000-yard receiver (DeAndre Hopkins) and a 1,000-yard rusher (Carlos Hyde).
- Kelly also has six years of college coaching experience with stops at Penn State (2012-13), Ball State (2011), Minnesota State-Moorhead (2010) and Illinois Wesleyan (2008-09).
- As a college player, Kelly played 48 games at defensive tackle and served as a team captain for Eastern Illinois.



### BOBBY KING

#### INSIDE LINEBACKERS

[Click For Complete Online Bio](#)

- King joined the Titans in 2022 after spending the previous five seasons with the Houston Texans.
- King arrived in Tennessee with 12 years of NFL coaching experience, including eight total seasons with the Houston Texans (2017-21, 2011-13). He coached the defensive line in 2021 after leading the inside linebackers from 2017 to 2020.
- In 2020, linebacker Zach Cunningham led the NFL with a career-high 163 tackles on the season.
- In 2018, linebacker Benardrick McKinney earned Pro Bowl honors after posting 105 stops, seven passes defended, five tackles for loss, 1.5 sacks, a forced fumble and an interception. The Texans 2018 defense led the league in opponent average rushing yards per carry (3.44) and ranked third in rushing yards allowed (1,323).
- Before returning to the Texans in 2017, King spent three seasons (2014-16) with the San Diego Chargers as assistant linebackers coach. His first stint in Houston was as assistant linebackers coach (2012-13) and defensive assistant (2011). He entered the NFL as defensive quality control/assistant linebackers coach for Dallas in 2010.
- King spent seven seasons in the college game with stops at West Texas A&M (2008-09, 2005), Baylor (2006-07) and his alma mater, Texas-El Paso (2002-03), where he previously was a two-year starter on the defensive line.




### ZAK KUHR

#### INSIDE LINEBACKERS ASSISTANT

[Click For Complete Online Bio](#)

- Kuhr joined the Titans in 2020 after a season as offensive analyst at the University of Texas in 2019.
- In 2021, the rotation at inside linebacker included Rashaan Evans, Jayon Brown, David Long Jr. and Zach Cunningham. The quartet accounted for 212 total tackles and five interceptions, including Long's career highs of 75 tackles and two interceptions.
- He spent two seasons at Texas State. In addition to coaching running backs for the Bobcats from 2017-18, he was the co-offensive coordinator in 2017 and the offensive coordinator/assistant head coach in 2018.
- He coached running backs at Rutgers in 2016.
- Following the 2013 season as a graduate assistant at Old Dominion, he spent two years at James Madison, where he coached running backs in



2014 and added co-offensive coordinator to his title in 2015.

- He interned under Urban Meyer at Ohio State from 2011 to 2012 after a two-year stint as a special teams coordinator at Edward Waters College.
- A native of Jacksonville, Fla., he attended the University of Florida.

### CLINTON McMILLAN

#### DEFENSIVE LINE ASSISTANT

[Click For Complete Online Bio](#)

- McMillan initially joined the Titans in 2021 as part of the NFL's Bill Walsh Coaching Fellowship.
- In 2021, he primarily worked with the Titans outside linebackers. The group accounted for 19 total sacks, including 12 sacks by Harold Landry III, who led the team, set a career high and ranked 10th in the NFL. Landry was named to his first career Pro Bowl.
- McMillan was a senior analyst at Florida State from 2020 until joining the Titans in 2021.
- McMillan was defensive line coach at the University of Tennessee at Martin from 2017-19 and also held the titles of defensive run game coordinator and co-special teams coordinator in his time with the Skyhawks. He coached four all-conference performers during his tenure and in 2019 helped UTM lead the conference with 25 sacks.
- He began his coaching career at Sanford Seminole High School and Winter Park High School before stints at Weber State (2012-14), Marshall (2014-16) and Ohio Dominican (2017).
- McMillan played four years at defensive tackle for the University of Florida, appearing in 48 games and helping the Gators win the 2006 national championship.




### ANTHONY MIDGET

#### SECONDARY

[Click For Complete Online Bio](#)

- Midget was hired by the Titans in 2020 to coach the Titans secondary. He arrived in Tennessee with 14 years of coaching experience, including six seasons (2014-19) with the Houston Texans.
- In 2021, the Titans secondary incorporated new regular starters at cornerback (Kristian Fulton and Jackrabbit Jenkins), safety (Amani Hooker) and nickel back (Elijah Molden). The defense tied for 10th place in the NFL with 16 interceptions and tied for fourth place in the NFL with 83 passes defended. Safety Kevin Byard was a first-team All-Pro and Pro Bowl selection with a team-high five interceptions. Fulton tied for 11th place in the NFL with 14 passes defended.
- In 2020, Titans defense ranked seventh in the NFL with 15 interceptions. Cornerback Malcolm Butler's five combined interceptions in the regular season and postseason tied for fourth in the league. Safety Kevin Byard led the defense and set a career high with 111 tackles.
- From 2018-19, he was the Texans secondary coach. In 2018, the Texans finished ninth in the NFL with 15 interceptions and ranked fourth in points allowed (19.8 per game).
- He joined the Texans in 2014 as the assistant secondary coach and spent four seasons in that role before being promoted.
- Before joining the NFL, he spent one season at Penn State coaching safeties (2013) and five seasons (2008-12) at Georgia State, including his final season there as defensive coordinator.
- His college coaching career started at his alma mater as a graduate assistant at Virginia Tech (2007) after entering coaching at Lake Worth (Fla.) High School from 2003-06.
- A Florida native, Midget was a three-year starter at cornerback for Virginia Tech and was a fifth-round selection by the Atlanta Falcons in 2000.



## TITANS ASSISTANT COACHES

### ROB MOORE

#### WIDE RECEIVERS

[Click For Complete Online Bio](#)

- Moore joined the Titans in 2018 with 16 years of NFL experience as a player and coach.
- In 2021, Brown posted a team-best 63 receptions, 869 receiving yards and five touchdown catches, becoming the first player in franchise annals to begin his career with at least 50 receptions and five touchdown receptions in three consecutive seasons. Nick Westbrook-Ikhine set career highs with 38 receptions, 476 receiving yards and four touchdown catches, helping to make up for significant time lost in 2021 by the receiving corps due to injuries. Brown, Julio Jones, Marcus Johnson, Cameron Batson and Racey McMath all had at least one stint on injured reserve.
- In 2020, Brown was selected to the Pro Bowl in his second year after posting 70 receptions for 1,075 yards and 11 touchdowns. Corey Davis set career highs with 984 receiving yards and five touchdowns and tied his career high with 65 catches.
- In 2019, Brown led the 2019 NFL rookie class in receiving yards (1,051), tied for the rookie lead in touchdown receptions (eight), ranked fifth among rookies in receptions (52) and ranked second among all NFL players in receiving average (20.2).
- In 2018, Davis, led the offense in his second season with 65 receptions, 891 receiving yards and four touchdowns, seeing dramatic increases from his rookie campaign.
- Moore spent three seasons (2015-17) as the wide receivers coach for the Oakland Raiders and one year (2014) with the Buffalo Bills.
- During his three years in Oakland, he worked with Amari Cooper and Michael Crabtree, who totaled 435 receptions, 5,556 receiving yards and 43 touchdowns in that time.
- During his one year in Buffalo, he worked with Sammy Watkins, who set franchise records for a rookie with 65 receptions for 982 yards.
- Moore also spent time coaching at Syracuse (2010-13), Phoenix (Ariz.) Junior College (2009) and Montclair (N.J.) High School (2002-03).
- A native of Hempstead, N.Y., Moore had a 12-year NFL career playing for the New York Jets (1990-94) and Arizona Cardinals (1995-2001).



### FRANK PIRAINO

#### DIRECTOR, SPORTS PERFORMANCE

[Click For Complete Online Bio](#)

- Piraino joined the Titans in 2019 after serving as head strength and conditioning coach for football at Boston College, where he spent six total seasons (2013-18).
- Piraino joined head coach Steve Addazio at Boston College after spending two seasons (2011-12) as his head strength and conditioning coach at Temple and one year as the head strength and conditioning coach for football at Marshall (2010).
- He served on the strength and conditioning staff at the University of Florida for five years (2005-09), during a stretch when Florida won a pair of national championships (2006 and 2008) under head coach Urban Meyer.
- He also spent time at Notre Dame (2004), Michigan State (2003-04) and Walsh Jesuit (Cuyahoga Falls, Ohio) High School (2000-03), as well as an internship with the Cleveland Indians (2000-01).
- Piraino graduated from the University of Akron and later earned a master's degree from Michigan State.



### TYLER ROUSE

#### SPORTS PERFORMANCE ASSISTANT

[Click For Complete Online Bio](#)

- Rouse joined the Titans in 2022 as sports performance assistant after five seasons coaching in the collegiate ranks.
- In 2021, Rouse was on the staff at Colorado State University as assistant strength and conditioning coach. He spent the previous four seasons (2017-20) with the same title at his alma mater, Boston College.
- During a four-year playing career as a running back at Boston College, Rouse appeared in 48 games and rushed for 852 yards and 12 touchdowns on 199 attempts. A three-year starter, he added 22 receptions for 284 yards and a score and also returned 24 punts for 313 yards.
- The Baldwinsville, N.Y., native received his bachelor's degree from Boston College in 2017 and added a master's in sport administration in 2019.



### PAT O'HARA

#### QUARTERBACKS

[Click For Complete Online Bio](#)

- O'Hara joined the Titans in 2018 after spending three seasons (2015-17) with the Houston Texans as an offensive assistant who helped coach quarterbacks. He arrived in Tennessee with 19 previous seasons of coaching experience.
- In 2021, Ryan Tannehill placed third on the franchise's single-season passing charts in attempts (531), completions (357) and completion percentage (67.2), and he ranked fourth with 3,734 passing yards. He became the only quarterback other than Moon (1989-1991) to record multiple seasons with at least 3,500 passing yards with the franchise.
- In 2020, Tannehill ranked fifth in the NFL with a 106.5 passer rating, which was second in franchise history behind Tannehill's own 2019 record of 117.5. Tannehill produced top-five numbers on several other franchise single-season lists in 2020, including 40 total touchdowns (first), 3,819 passing yards (third), 33 touchdown passes (tied for second), 65.5 completion percentage (fourth) and 7.9 yards per attempt (tied for fifth).
- In 2019, Tannehill led the NFL in passer rating (117.5—fourth in NFL history) and passing average (9.6). Tannehill set franchise records in both categories in addition to the team's completion percentage benchmark (70.3).
- In 2018, quarterback Marcus Mariota set a then-franchise record with a 68.9 completion percentage. He also finished with a career-best average of 7.64 yards per attempt and a career-low eight interceptions.
- O'Hara spent 10 years coaching in the Arena Football League, including stints as a head coach for the Los Angeles Avengers (2009), Tri-Cities Fever (AF2, 2009), Orlando Predators (2010-11) and New Orleans Voo-Doo (2012-14).
- O'Hara was an offensive coordinator for the AFL's Tampa Bay Storm for three seasons (2005, 2007-08).
- A native of Santa Monica, Calif., O'Hara was a 10th round selection for the Tampa Bay Buccaneers in the 1991 NFL Draft.



### JIM SCHWARTZ

#### SENIOR DEFENSIVE ASSISTANT

[Click For Complete Online Bio](#)

- Schwartz rejoined the Titans in 2021 as senior defensive assistant. He previously spent 10 seasons with the Titans from 1999 to 2008 and was the team's defensive coordinator from 2001 to 2008.
- In 2021, he helped the Titans finish second in rushing defense (84.6), 12th in total defense (329.8 per game), sixth on third down (36.7 percent) and sixth in scoring defense (20.8 points per game).
- He has 14 years of experience as an NFL defensive coordinator and an additional five years as the head coach of the Detroit Lions (2009-13).
- From 2016 to 2020, Schwartz was the defensive coordinator with the Philadelphia Eagles. During his five seasons in Philadelphia, the Eagles ranked third in third-down defense (35.9 percent), sixth in red-zone defense (52.7 percent), third in rushing defense (99.1 yards per game) and seventh in sacks (208).
- In 2020, the Eagles defense ranked third in the NFL with 49 sacks, and in 2019, the team led the NFL in forcing three-and-out drives (27.5 percent).
- In Philadelphia's 2017 Super Bowl winning season, he guided the Eagles to the league's best rushing defense (79.2 yards allowed), the third best third-down defense (32.2 percent) and the fourth best takeaway total (31).
- Schwartz originally joined the Titans as a defensive assistant (1999) and then linebackers/third-down package (2000) before taking the reins as defensive coordinator in 2001.
- He is a native of Baltimore, Md., and a graduate of Georgetown University.



## TITANS ASSISTANT COACHES

### LUKE STECKEL

#### TIGHT ENDS

[Click For Complete Online Bio](#)

- Steckel was promoted to tight ends coach in 2021 following eight previous years with the organization.
- In 2021, Steckel worked with a core group of tight ends that included Geoff Swaim, MyCole Pruitt and Anthony Firkser. Swaim set career highs in starts (16), receptions (31) and touchdowns (three), while Pruitt established career bests in receptions (14), receiving yards (145) and touchdowns (three). Firkser totaled 34 catches for 291 yards and a career-best two touchdown receptions.
- Steckel joined the Titans in 2013 as an assistant to the head coach and was promoted to offensive assistant the following season. He also served as assistant wide receivers coach in 2017.
- In 2020, the Titans offense ranked second overall (396.4 yards per game), second in rushing (168.1) and fourth in scoring (30.7 points per game).
- The 2019 Titans ranked third in the NFL in rushing, first in red zone efficiency and fourth in yards per play.
- He joined the Titans after spending four seasons (2009-2012) with the Cleveland Browns as the assistant to the head coach.
- He spent three seasons as a linebacker at Princeton (2004-06), where he helped lead the Tigers to an Ivy League Championship.
- He is the son of former Titans offensive coordinator Les Steckel and attended Brentwood (Tenn.) High School.



### JOHN STREICHER

#### COORDINATOR OF FOOTBALL DEVELOPMENT

[Click For Complete Online Bio](#)

- Streicher was promoted to coordinator of football development in 2020 after previously serving the team as assistant to head coach Mike Vrabel.
- Streicher joined the Titans in 2018 following two years (2016-17) as Texas State's director of football operations. There he managed the day-to-day operations of the program and oversaw recruiting under Bobcats head coach Everett Withers.
- From 2014-15, Streicher served on James Madison's football staff. He was promoted to the director of football operations and player personnel in 2015 after originally joining JMU as special assistant to the head coach.
- A native of Cincinnati, Ohio, Streicher went to James Madison after spending six seasons on the football staff at Ohio State.



### MIKE SULLIVAN

#### ASSISTANT OFFENSIVE LINE

[Click For Complete Online Bio](#)

- Sullivan joined the Titans in 2014 and has worked with the offensive line since that time.
- In 2021, Sullivan completed his eighth season with the team. Injuries forced the Titans to use seven different starting offensive line combinations, including five different starters at left tackle. However, the offense managed to finish fifth in rushing, averaging 141.4 rushing yards per game. Left guard Rodger Saffold III was named to his first career Pro Bowl.
- In 2020, the Titans had the NFL's second-ranked rushing offense (168.1 yards per game), and the unit's 25 sacks allowed was the sixth-best finish in the league. Derrick Henry led the league and recorded the fifth-highest single-season rushing total in NFL history with 2,027 rushing yards.
- In 2019, the Titans finished third in the NFL in rushing offense with Henry leading the league in rushing yards (1,540). Rookie Nate Davis started 15 consecutive games (including playoffs) at right guard.
- He joined the Titans in 2014 after one season as offensive line coach for the Cleveland Browns (2013).



- Sullivan spent four seasons (2009-12) as offensive line coach for the San Diego Chargers. He had two other stints with the Browns as offensive line coach (2007-08) and assistant offensive line coach (2001-04).
- He has three seasons of college experience, as offensive line coach for Western Michigan (2005-06) and as a graduate assistant for the University of Miami (Fla.) (2000).
- Sullivan began his coaching career in 1997, spending five seasons coaching in Europe.
- A native of Chicago, Ill., Sullivan played in 48 games for the Tampa Bay Buccaneers from 1992-95.

### TERRELL WILLIAMS

#### DEFENSIVE LINE

[Click For Complete Online Bio](#)

- Williams joined the Titans in 2018 with 20 previous years of coaching experience, including six seasons in the NFL.
- In 2021, the Titans defensive line accounted for 22 total sacks, including nine sacks by free agent acquisition Denico Autry, who tied his career high. Jeffery Simmons was named to his first career Pro Bowl after setting career highs in several categories, including sacks (8.5), tackles (54), quarterback pressures (58), tackles for loss (12) and passes defended (six).
- In 2020, Simmons continued to emerge as one of the NFL's top young talents. Simmons ranked second on the team with 19 quarterback pressures and became the first player in the franchise's "Titans era" (since 1999) to post at least three fumble recoveries, three sacks and five passes defended in the same season.
- In 2019, Williams helped acclimate Simmons to the NFL as a first-round rookie, while veteran Jurrell Casey earned his fifth consecutive Pro Bowl berth.
- In 2018, Casey was named to the Pro Bowl after leading the defense with seven sacks. The Titans defense ranked eighth overall and third in points allowed.
- He spent three seasons coaching the defensive line with the Miami Dolphins (2015-17).
- During Williams' tenure with the Dolphins, Cameron Wake tallied 29 sacks, the eighth-highest total by a player, and Ndamukong Suh posted 15.5 sacks, the eighth-highest number of sacks among defensive tackles.
- Williams also spent three seasons coaching the defensive line with the Oakland Raiders (2012-14).
- Prior to joining the NFL coaching ranks, Williams spent time at Texas A&M (2010-11), Purdue (2006-09), Akron (2004-05), Youngstown State (2002-03), North Carolina A&T (1999-2001) and Fort Scott Community College (1998).
- A native of Los Angeles, Calif., Williams played collegiately at East Carolina as a nose tackle.





## NISSAN STADIUM

In 2015, the Titans and Nissan North America announced the formation of a 20-year, exclusive naming-rights partnership that rebranded Nashville's downtown stadium as Nissan Stadium.



Nissan Stadium hosts all Titans home football games, Tennessee State University football games, the Music City Bowl, the CMA Music Festival and numerous other events.

The procurement of naming rights to Nissan Stadium fit the automotive company's 'Fewer, Bigger, Better' marketing strategy, which has included ongoing sponsorships of NBC's 'The Voice,' the Heisman House college football program and a major advertising presence in this year's Super Bowl. Nissan is also now the official automotive partner of the Tennessee Titans.

Nissan's ever-growing footprint in Tennessee includes vehicle and powertrain manufacturing facilities in Smyrna and Decherd respectively, along with its North American headquarters in Franklin.


The Nissan Smyrna Plant began operations in 1983 and employs more than 8,400 people. In 2014, the Smyrna plant assembled more than 648,000 vehicles, making it the highest volume automotive assembly plant in North America. Nissan also has a major manufacturing presence in Canton, Miss., along with research and development groups in California, Arizona and Michigan. In total, the company employs more than 22,000 employees in the U.S.

One component of the Titans-Nissan partnership is assisting charitable organizations throughout Middle Tennessee in an array of community outreach programs. A centerpiece of this is the annual "Taste of Titans" charitable event, for which Nissan serves as presenting sponsor. During the course of a 20-year relationship, a total of more than \$1 million resulting from these annual events is anticipated to be distributed to local non-profit organizations.

Nissan Stadium is a city-owned venue that has housed the Titans since 1999. The naming rights agreement includes the opportunity for Nissan branding on the exterior of the stadium, as well as stadium signage and other unique displays inside the stadium. LP Building Products held the naming rights to the stadium from 2006 until the Nissan partnership was established in 2015.

### Titans/Oilers all-time regular-season record by home venue:

Stadium	Seasons	W-L-T	Pct.
Jeppesen Stadium	1960-1964	25-11-0	.694
Rice Stadium	1965-1967	11-10-0	.524
Astrodome	1968-1996	113-103-2	.523
Liberty Bowl	1997	6-2-0	.750
Dudley Field (Vanderbilt Stadium)	1998	3-5-0	.375
<b>Nissan Stadium</b>	<b>1999-2021</b>	<b>107-78-0</b>	<b>.578</b>



## TICKET INFORMATION

Tickets for the 2022 season at Nissan Stadium are now on sale. To find out about ticket options, fans can visit [TennesseeTitans.com/tickets](https://TennesseeTitans.com/tickets), email [ticketssales@titans.nfl.com](mailto:ticketssales@titans.nfl.com) or call (615) 565-4200. Information on season ticket memberships, single-game tickets, flex plans, group tickets, suite sales and "Fireball Fast Passes" is available.

Titans season ticket members receive the best seat locations at the best price, flexible interest-free payment plans and playoff ticket priority. Additional benefits include access to exclusive VIP events year-round, special discounts on concession items, pre-sales to Nissan Stadium events and concerts, and a unique season ticket member gift each season.

## NISSAN STADIUM RECORD WHEN ...

### The Titans at Nissan Stadium (1999-present):

	Games	Record	Pct.
Regular Season	185	107-78	.578
Postseason	6	2-4	.333
<b>Combined</b>	<b>191</b>	<b>109-82</b>	<b>.571</b>

Record When ...	Reg. Season	Playoffs
September	21-16	
October	25-21	
November	24-18	
December	34-22	
January	3-1	2-4
Thursday	5-3	
Friday	0-1	
Saturday	2-1	2-2
Sunday	92-70	0-2
Monday	7-3	
Tuesday	1-0	
Against own division	43-32	0-1
Against AFC	77-61	2-4
Against NFC	30-17	
Overtime games	7-6	1-0
In primetime	14-11	
Temperature 80+	7-6	
Temperature <40	9-10	1-2
Titans score 20 points	90-32	2-0
Titans score 30 points	39-6	1-0
Titans allow <20 points	69-13	1-2
Titans allow <10 points	16-0	
Titans net 300 yards	79-46	1-3
Opponents net <300 yards	51-11	1-2
Titans commit 0 turnovers	37-11	
Titans force 2 turnovers	70-23	

## WINNING AT HOME

Since the 2016 season, the Titans have been one of the NFL's most successful teams at home. In 2021, they went 7-2 at home. They were one of four teams to win at least seven games at home, along with Green Bay (8-0), Tampa Bay (7-1) and Kansas City (7-2).

### Highest winning percentage in home games (regular season) since 2016:

Team	Wins	Losses	Ties	Win Pct
1. Green Bay Packers	37	10	1	.781
2. Kansas City Chiefs	37	12	0	.755
3. Pittsburgh Steelers	35	13	1	.724
4. New England Patriots	35	14	0	.714
5. Baltimore Ravens	34	15	0	.694
<b>6. Tennessee Titans</b>	<b>33</b>	<b>16</b>	<b>0</b>	<b>.673</b>
7. New Orleans Saints	32	16	0	.667
8. Seattle Seahawks	31	17	0	.646
Dallas Cowboys	31	17	0	.646
Minnesota Vikings	31	17	0	.646

## TITANS/OILERS ALL-TIME RECORD

	W	L	T
<b>Regular Season:</b>	<b>463</b>	<b>480</b>	<b>6</b>
Home	265	208	2
Road	198	272	4
As Titans (1999-present)	196	173	0
As Oilers (1960-1998)	267	307	6
<b>Postseason:</b>	<b>17</b>	<b>23</b>	<b>0</b>
Home	6	7	0
Road	11	15	0
Super Bowl (XXXIV)	0	1	0
As Titans (1999-present)	8	10	0
As Oilers (1960-1998)	9	13	0

**All-time playoff appearances by the Oilers/Titans:** 1960, 1961, 1962, 1967, 1969, 1978, 1979, 1980, 1987, 1988, 1989, 1990, 1991, 1992, 1993, 1999, 2000, 2002, 2003, 2007, 2008, 2017, 2019, 2020, 2021

**All-time division titles by the Oilers/Titans:** 1960, 1961, 1962, 1967, 1991, 1993, 2000, 2002, 2008, 2020, 2021

## SIX CONSECUTIVE WINNING SEASONS

With a winning record secured during the 2021 regular season, the Titans recorded their sixth season with a winning record in six seasons since **Jon Robinson** was hired as general manager.

In the "Titans era" (1999–present), the team never before had as many as three consecutive winning campaigns.

With their 2021 record, plus their 2020 finish of 11-5 and their 9-7 marks every season from 2016 through 2019, the Titans have built the second-longest active streak of winning seasons in the NFL.

**Most current consecutive winning seasons (through 2021):**

Team	Total	Seasons
1. Kansas City Chiefs	9	2013–2021
2. <b>Tennessee Titans</b>	<b>6</b>	<b>2016–2021</b>
3. Los Angeles Rams	5	2017–2021
New Orleans Saints	5	2017–2021
5. Buffalo Bills	3	2019–2021
Green Bay Packers	3	2019–2021
7. (four tied)	2	

## WINNING IN THE AFC SOUTH

Since the start of the 2017 season, the Titans have built the best division record in the AFC South.

In six divisional games in 2021, the Titans finished with a 5-1 record for the second consecutive season. The mark tied (2017) for their second-best divisional record since the formation of the AFC South in 2002.

**Best division winning percentage in the AFC South from 2017–2021:**

Team	Wins	Losses	Ties	Win %
1. <b>Tennessee Titans</b>	<b>21</b>	<b>9</b>	<b>0</b>	<b>.700</b>
2. Indianapolis Colts	16	14	0	.533
3. Houston Texans	14	16	0	.467
4. Jacksonville Jaguars	9	21	0	.300

**Best final division records for the Titans since the AFC South was formed in 2002:**

Season	Wins	Losses	Win %
1. 2002	6	0	1.000
2. <b>2021</b>	<b>5</b>	<b>1</b>	<b>.833</b>
2020	5	1	.833
2017	5	1	.833
3. 2008	4	2	.667
2003	4	2	.667
2006	4	2	.667
2007	4	2	.667
7. 2019	3	3	.500
2018	3	3	.500
2011	3	3	.500

## WINNING CLOSE GAMES

Since the beginning of the 2018 season, no NFL team has more wins than the Titans in games decided by three points or less.

In 2021, the Titans were 6-1 in games decided by three points or less. Their six such wins led the NFL and were the most in franchise history. Twenty-seven teams in 2021 had no more than three wins of three points or less.

The Titans won their first three games of 2020 by a total of six points—a 16-14 victory at Denver followed by a 33-30 win against the Jaguars and a 31-30 win at Minnesota. They closed the season with a 41-38 win at Houston.

**Most wins in games decided by three points or less, 2018–2021:**

Team	W	L	T	Win%
1. <b>Tennessee Titans</b>	<b>15</b>	<b>6</b>	<b>0</b>	<b>.714</b>
2. Las Vegas Raiders	12	6	0	.667
3. New Orleans Saints	11	6	0	.647
4. Cleveland Browns	10	6	1	.618
Houston Texans	10	8	0	.556
Seattle Seahawks	10	9	0	.526
Los Angeles Chargers	10	11	0	.476
8. Green Bay Packers	9	5	1	.633
Los Angeles Rams	9	6	0	.600
Baltimore Ravens	9	8	0	.529

## CONSECUTIVE 11+ WIN SEASONS

With a 12-5 record in 2021, the Titans secured the franchise's fourth all-time set of back-to-back 11-win seasons. As the Oilers, the team went 11-5 in 1979 and in 1980. During the "Titans era" (since 1999), the team was 13-3 in both 1999 and 2000, and then 11-5 and 12-4 in 2002 and 2003, respectively.

**Consecutive 11-win seasons, franchise history (regular season):**

Season 1	Season 2	Total
<b>2020 (11-5)</b>	<b>2021 (12-5)</b>	<b>2</b>
2002 (11-5)	2003 (12-4)	2
1999 (13-3)	2000 (13-3)	2
1979 (11-5)	1980 (11-5)	2

## TITANS ON LONG REST

Since **Mike Vrabel** became the head coach of the Titans in 2018, the Titans are 4-0 following their bye. They won post-bye games in 2018 at the Dallas Cowboys, in 2019 and 2021 against the Jaguars, and in 2020 against the Buffalo Bills (bye adjusted in schedule due to COVID-19).

Additionally, the Titans are 4-0 since 2018 on long rest following Thursday night games. That includes wins in 2018 at the New York Giants, in 2019 at the Atlanta Falcons, in 2020 at the Baltimore Ravens and in 2021 against the Miami Dolphins.

The Titans are one of two undefeated NFL teams since 2018 in regular season games with nine or more rest days in between games. The Pittsburgh Steelers are the other such club.

**Best winning percentage from 2018 to 2021 with nine or more rest days between games (regular season):**

Team	Games	Wins	Losses	Ties	Win Pct
1. <b>Tennessee Titans</b>	<b>8</b>	<b>8</b>	<b>0</b>	<b>0</b>	<b>1.000</b>
Pittsburgh Steelers	8	8	0	0	1.000
3. Atlanta Falcons	9	7	2	0	.778
Dallas Cowboys	9	7	2	0	.778
5. Indianapolis Colts	8	6	2	0	.750
Kansas City Chiefs	8	6	2	0	.750
Baltimore Ravens	8	6	2	0	.750
8. New Orleans Saints	7	5	2	0	.714
9. Buffalo Bills	6	4	2	0	.667
10. (three tied)					.625

Note: Does not include season openers; nine-day rest period does not include game days

## DEFEATING LAST YEAR'S PLAYOFF TEAMS

In 2021, the Titans played eight games against teams that made the NFL playoffs in 2020 and went 7-1 in those opportunities. Their record included wins against the Seattle Seahawks, Indianapolis Colts (twice), Buffalo Bills, Kansas City Chiefs, Los Angeles Rams and the New Orleans Saints, with their lone loss at the Pittsburgh Steelers.

With five such wins in consecutive fashion from Week 6 to Week 10, they became the second team in NFL history to win five straight contests with each of the wins coming at the expense of a participant in the previous year's postseason. They joined the 2003 Philadelphia Eagles as the only teams to do so.

Since the 1970 NFL-AFL merger, the Titans were one of eight teams to go 7-1 (.875) or better with a minimum of seven games against the previous season's playoff participants.

### Highest winning percentage in a season since 1970 against the previous year's playoff participants (minimum seven games):

Team	Season	G	W	L	T	Win%
1. New England Patriots	2007	8	8	0	0	1.000
New England Patriots	2003	7	7	0	0	1.000
New Orleans Saints	2002	7	7	0	0	1.000
4. <b>Tennessee Titans</b>	<b>2021</b>	<b>8</b>	<b>7</b>	<b>1</b>	<b>0</b>	<b>.875</b>
New Orleans Saints	2018	8	7	1	0	.875
New England Patriots	2010	8	7	1	0	.875
Indianapolis Colts	2000	8	7	1	0	.875
Dallas Cowboys	1992	8	7	1	0	.875
9. (10 tied)						.857

## SEVEN-POINT COMEBACKS UNDER VRABEL

The Titans' 34-31 come-from-behind victory over the Buffalo Bills on Oct. 18, 2021 marked the seventh time **Mike Vrabel's** Titans won after trailing by at least seven points in the fourth quarter, and it was the second such occasion in 2021. They were down 30-16 at Seattle (Sept. 19) before rallying to win 33-30 in overtime.

Since Vrabel's tenure began in 2018, the Titans have had the NFL's most fourth-quarter comebacks of seven or more points.

### Most victories since 2018 after trailing by seven or more points in the fourth quarter:

Team	Wins
1. <b>Tennessee Titans</b>	<b>7</b>
2. Kansas City Chiefs	5
Green Bay Packers	5
4. New Orleans Saints	4
Pittsburgh Steelers	4
Los Angeles Chargers	4
7. Baltimore Ravens	3
Chicago Bears	3
Washington Football Team	3
Las Vegas Raiders	3
New York Jets	3
Minnesota Vikings	3

### Titans wins from 2018 to 2021 after trailing by seven or more points in the fourth quarter:

Date	Opponent	Largest 4th Quarter Deficit	Final Score
Sept. 30, 2018	Philadelphia	10-17	26-23 (OT)
Dec. 2, 2018	N.Y. Jets	13-22	26-22
Nov. 10, 2019	Kansas City	20-29	35-32
Oct. 18, 2020	Houston	29-36	42-36 (OT)
Nov. 22, 2020	at Baltimore	13-21	30-24 (OT)
Sept. 19, 2021	at Seattle	16-30	33-30 (OT)
Oct. 18, 2021	Buffalo	24-31	34-31

## MOST PLAYERS/STARTERS IN 2021

During the 2021 regular season, a total of 91 players appeared in at least one game for the Titans. More players participated in at least one game for the Titans than any other team in NFL history outside of the 1987 strike season that included replacement players.

A league-high total of 43 players were used on defense by the Titans in 2021. Their 39 players on offense tied the Jacksonville Jaguars for the most in the league, while their 78 special teams players tied the New York Jets for the highest total.

Additionally, the Titans were among the 2021 leaders in total number of starters used.

### Most total players used in 2021:

Team	Players
1. <b>Tennessee Titans</b>	<b>91</b>
2. New York Jets	87
3. Detroit Lions	85
Houston Texans	85
New Orleans Saints	85
6. Washington Football Team	82
7. Carolina Panthers	81
8. Jacksonville Jaguars	80
9. Cleveland Browns	79
San Francisco 49ers	79

### Most players used in an NFL season (does not include 1987 season):

Team	Season	Players
1. <b>Tennessee Titans</b>	<b>2021</b>	<b>91</b>
2. New York Jets	2021	87
2. Houston Texans	2021	85
Detroit Lions	2021	85
New Orleans Saints	2021	85
6. San Francisco 49ers	2020	84
Miami Dolphins	2019	84
8. Washington Football Team	2021	82
9. Carolina Panthers	2021	81
9. Philadelphia Eagles	2020	81
Jacksonville Jaguars	2020	81

### Teams with the most players with at least one start in 2021:

Team	Starters
1. New Orleans Saints	56
2. Detroit Lions	55
3. New York Jets	54
4. Washington Football Team	53
5. Houston Texans	51
6. Chicago Bears	50
Philadelphia Eagles	50
8. <b>Tennessee Titans</b>	<b>49</b>
Cincinnati Bengals	49
Cleveland Browns	49
Jacksonville Jaguars	49
New York Giants	49



## TIME OF POSSESSION LEADERS IN 2021

The Titans built one of the NFL's best ball-control teams in the NFL in 2021. Their average of 32 minutes and 40 seconds of possession ranked second in the NFL behind only the Green Bay Packers (32:43).

### Highest average time of possession in 2021:

Team	Time of Possession
1. Green Bay Packers	32:43
2. <b>Tennessee Titans</b>	<b>32:40</b>
3. Baltimore Ravens	32:21
4. Indianapolis Colts	31:44
5. Buffalo Bills	31:33
6. Arizona Cardinals	31:15
7. Kansas City Chiefs	30:55
8. Denver Broncos	30:48
Cleveland Browns	30:48
10. Washington Football Team	30:43

## RUSHING OFFENSE IN 2021

During the 2021 regular season, the Titans ranked fifth in the NFL with 2,404 rushing yards, an average of 141.4 yards per game. They also tied for third place in the NFL with 23 total rushing touchdowns.

### NFL's top rushing offenses in 2021:

Team	Rush Yards	Per Game
1. Philadelphia Eagles	2,715	159.7
2. Indianapolis Colts	2,540	149.4
3. Baltimore Ravens	2,479	145.8
4. Cleveland Browns	2,471	145.4
5. <b>Tennessee Titans</b>	<b>2,404</b>	<b>141.4</b>
6. Buffalo Bills	2,209	129.9
7. San Francisco 49ers	2,166	127.4
8. New England Patriots	2,151	126.5
9. Dallas Cowboys	2,119	124.6
10. Arizona Cardinals	2,076	122.1

### Most rushing touchdowns in 2021:

Team	Rush TD
1. Philadelphia Eagles	25
2. New England Patriots	24
3. <b>Tennessee Titans</b>	<b>23</b>
Arizona Cardinals	23
5. Indianapolis Colts	22
San Francisco 49ers	22
7. Buffalo Bills	20
Cleveland Browns	20
9. (four tied)	18

## GOAL-TO-GO IN 2021

In 2021, the Titans led the NFL in goal-to-go efficiency for the third consecutive season. They scored touchdowns on 28 of their 32 goal-to-go possessions.

The 2020 Titans were a league-best 94.1 percent (32 of 34) in goal-to-go situations. Their percentage was the best in the NFL since the beginning of 2000. In 2019, the Titans led the league by reaching the end zone on 88.0 percent (22 of 25) of their goal-to-go possessions.

### Best goal-to-go touchdown efficiency in 2021:

Team	Poss	TD	Pct
1. <b>Tennessee Titans</b>	<b>32</b>	<b>28</b>	<b>87.5%</b>
2. Dallas Cowboys	28	23	82.1%
3. Kansas City Chiefs	42	34	81.0%
Seattle Seahawks	21	17	81.0%
5. Cleveland Browns	24	19	79.2%
6. Miami Dolphins	32	25	78.1%
7. New England Patriots	31	24	77.4%
8. Buffalo Bills	40	30	75.0%
Tampa Bay Buccaneers	44	33	75.0%
Pittsburgh Steelers	24	18	75.0%

## TOP OFFENSES SINCE 2020

Since the beginning of the 2020 campaign, the Titans have been one of the NFL's most productive offenses.

In 2021, the Titans finished with the fifth-ranked rushing offense (141.4 yards per game). They also placed 15th in scoring offense (24.65 points per game) and eighth in third-down percentage (43.6).

In 2020, the Titans tied for second place in total offense (396.4 yards per game), which was the franchise's highest ranking since finishing second in 1991. They also ranked second in rushing offense (168.1) and fourth in points per game (30.7).

The Titans also ranked fifth in the NFL from 2020 to 2021 on third down, converting 187 of their 418 attempts (44.7 percent).

### NFL's top-ranked rushing offenses from 2020 to 2021 (yards per game):

Team	Rush Yards Per Game
1. Baltimore Ravens	168.2
2. <b>Tennessee Titans</b>	<b>154.4</b>
3. Cleveland Browns	146.8
4. Philadelphia Eagles	143.7
5. Indianapolis Colts	137.5
6. New England Patriots	136.3
7. Arizona Cardinals	130.7
8. New Orleans Saints	129.0
9. Minnesota Vikings	127.7
10. San Francisco 49ers	122.9

### Most points per game from 2020 to 2021:

Team	Points Per Game
1. Tampa Bay Buccaneers	30.39
2. Buffalo Bills	29.82
3. Green Bay Packers	29.06
4. Kansas City Chiefs	28.88
5. Dallas Cowboys	28.03
6. <b>Tennessee Titans</b>	<b>27.58</b>
7. Indianapolis Colts	27.33
8. Arizona Cardinals	26.03
9. Los Angeles Chargers	26.00
10. Baltimore Ravens	25.91
Minnesota Vikings	25.91

### Highest third-down percentage from 2020 to 2021:

Team	Third Down Pct.
1. Kansas City Chiefs	50.6%
2. Buffalo Bills	47.9%
3. Green Bay Packers	46.3%
4. Tampa Bay Buccaneers	45.4%
5. <b>Tennessee Titans</b>	<b>44.7%</b>
Los Angeles Chargers	44.7%
7. Los Angeles Rams	43.6%
8. Arizona Cardinals	42.6%
9. Baltimore Ravens	42.4%
10. New England Patriots	42.2%



## TOUCHDOWNS SINCE 2019

Since the beginning of the 2019 season, the Titans rank near the top of the NFL in total touchdowns scored.

In 2020, the Titans finished with 62 total touchdowns, which ranked second in the NFL and second all-time for the franchise (66 in 1961).

### Most total touchdowns from 2019 to 2021:

Team	Total Touchdowns
1. Tampa Bay Buccaneers	176
2. <b>Tennessee Titans</b>	<b>165</b>
3. Kansas City Chiefs	164
Green Bay Packers	164
5. Baltimore Ravens	160
6. Dallas Cowboys	155
7. New Orleans Saints	154
8. Seattle Seahawks	153
9. Buffalo Bills	152
10. San Francisco 49ers	151

## RED ZONE SUCCESS SINCE 2019

During the past three seasons, the Titans have fielded the NFL's most efficient offense in the red zone. From 2019 to 2021, they had 121 touchdowns in 170 possessions inside their opponent's 20-yard line.

During the 2019 campaign alone, they scored touchdowns on 75.6 percent (34 of 45) of their drives inside the opponent's 20-yard line to lead the league. That was the third-best figure in the NFL since 1991 and the highest since the 2013 Denver Broncos (76.1 percent).

In 2020, their 75.0 percent rate in the red zone (48 of 64) ranked second to the Green Bay Packers (80.0 percent).

In 2021, the Titans offense was fifth in the NFL with touchdowns on 63.9 percent of trips inside the opponent's 20-yard line (39 of 61).

### Top red zone offenses (touchdown percentage) from 2019–2021:

Team	RZ Drives	Touchdowns	TD Pct.
1. <b>Tennessee Titans</b>	<b>170</b>	<b>121</b>	<b>71.2%</b>
2. Green Bay Packers	180	121	67.2%
3. Seattle Seahawks	164	110	67.1%
4. Tampa Bay Buccaneers	183	122	66.7%
5. Minnesota Vikings	168	109	64.9%
6. Cleveland Browns	153	99	64.7%
7. New Orleans Saints	181	116	64.1%
8. Baltimore Ravens	180	115	63.9%
9. Philadelphia Eagles	161	102	63.4%
10. San Francisco 49ers	171	106	62.0%

### Top red zone offenses (touchdown percentage) in 2021:

Team	RZ Drives	Touchdowns	TD Pct.
1. San Francisco 49ers	54	36	66.7%
2. Tampa Bay Buccaneers	68	45	66.2%
3. Seattle Seahawks	48	31	64.6%
4. Los Angeles Chargers	75	48	64.0%
5. <b>Tennessee Titans</b>	<b>61</b>	<b>39</b>	<b>63.9%</b>
6. Dallas Cowboys	65	41	63.1%
7. Buffalo Bills	77	48	62.3%
Philadelphia Eagles	61	38	62.3%
Minnesota Vikings	53	33	62.3%
10. Cleveland Browns	50	31	62.0%

## YARDS PER PLAY SINCE 2019

Since the start of the 2019 season, the Titans rank in the top 10 in the NFL in average net yards per offensive play.

The 2019 Titans finished the season with 5,805 total yards on 949 total plays. Their average of 6.12 yards per play was the fourth-best in the NFL. They finished fourth again in 2020, averaging 6.15 yards per play (1,031 plays, 6,343 yards).

### Highest average yards per play since 2019:

Team	Yards Per Play
1. Kansas City Chiefs	6.15
2. Tampa Bay Buccaneers	5.99
3. San Francisco 49ers	5.93
Dallas Cowboys	5.93
5. Minnesota Vikings	5.89
6. Las Vegas Raiders	5.84
7. Green Bay Packers	5.83
8. Baltimore Ravens	5.79
9. <b>Tennessee Titans</b>	<b>5.77</b>
10. Seattle Seahawks	5.76

## 2021 RUSHING DEFENSE

During the 2021 regular season, the Titans placed second in the NFL in rushing defense. Their opponents rushed for an average of 84.6 yards per contest. Only the Baltimore Ravens (84.5) defense allowed fewer yards on the ground.

The Titans allowed only one individual 100-yard rusher in 2021 and did not allow one after Jacksonville's **James Robinson** had 149 rushing yards in Week 5 (Oct. 10).

In the final five weeks of the season, no team rushed for more than 83 yards against the Titans defense.

### Top rushing defenses in 2021 (yards per game):

Team	Opp Rush Yards	Per Game
1. Baltimore Ravens	1,436	84.5
2. <b>Tennessee Titans</b>	<b>1,438</b>	<b>84.6</b>
3. Tampa Bay Buccaneers	1,573	92.5
4. New Orleans Saints	1,589	93.5
5. Cincinnati Bengals	1,742	102.5
6. Los Angeles Rams	1,754	103.2
7. San Francisco 49ers	1,760	103.5
8. Washington Football Team	1,775	104.4
9. Philadelphia Eagles	1,834	107.9
10. Indianapolis Colts	1,854	109.1

## 2021 THIRD-DOWN DEFENSE

The Titans finished the 2021 season ranked sixth in third-down defense, allowing opponents to convert on 77 of their 210 chances for a rate of 36.7 percent.

Over the final month of the season (Weeks 15-18), the Titans ranked third in the NFL by allowing opponents to convert only 28.6 percent on third down (12 of 42). Only the Buffalo Bills (20.8) and Las Vegas Raiders (26.4) fared better in that span.

### Top third-down defenses in 2021:

Team	Opponents Third-Down...		
	Att	Conv	Pct
1. Buffalo Bills	214	66	30.8%
2. Dallas Cowboys	223	76	34.1%
3. Baltimore Ravens	201	70	34.8%
4. Minnesota Vikings	214	78	36.4%
5. New England Patriots	211	77	36.5%
6. <b>Tennessee Titans</b>	<b>210</b>	<b>77</b>	<b>36.7%</b>
7. Pittsburgh Steelers	232	86	37.1%
8. New Orleans Saints	240	89	37.1%
9. Carolina Panthers	217	82	37.8%
10. Arizona Cardinals	207	79	38.2%

## MOST SACKS IN 2021

The Titans defense emerged as one of the top units in the NFL in sacking opposing quarterbacks in 2021. With 43 sacks, the Titans tied for ninth place in the NFL and tied for third in the AFC.

Outside linebacker **Harold Landry III** led the team with 12 sacks, followed by defensive linemen **Denico Autry** (nine) and **Jeffery Simmons** (8.5).

**Landry, Autry and Simmons made the Titans the only NFL team in 2021 to feature three different players with at least eight sacks.** The Pittsburgh Steelers and Tampa Bay Buccaneers accomplished the feat in 2020.

### Most sacks in 2021:

Team	Sacks
1. Pittsburgh Steelers	55
2. Minnesota Vikings	51
3. Los Angeles Rams	50
4. Chicago Bears	49
5. San Francisco 49ers	48
6. Miami Dolphins	48
7. Tampa Bay Buccaneers	47
8. New Orleans Saints	46
9. Tennessee Titans	43
Cleveland Browns	43

## DEFENSE IN THE RED ZONE

Opponents scored touchdowns on 30 of their 58 drives inside the red zone against the Titans in 2021. The Titans defense finished seventh in the NFL with a rate of 51.7 percent of opponent red-zone drives finishing with touchdowns.

### Top red zone defenses (touchdown percentage) in 2021:

Team	Opp	RZ Drives	Touchdowns	TD Pct.
1. New Orleans Saints	46	20	43.5%	
2. New England Patriots	48	23	47.9%	
3. Denver Broncos	42	21	50.0%	
4. Seattle Seahawks	61	31	50.8%	
5. Pittsburgh Steelers	59	30	50.8%	
6. Buffalo Bills	45	23	51.1%	
7. Tennessee Titans	58	30	51.7%	
8. Los Angeles Rams	56	29	51.8%	
9. New York Giants	71	37	52.1%	
10. Tampa Bay Buccaneers	59	31	52.5%	

## LEAST PENALIZED TEAMS FROM 2018-2021

Under head coach **Mike Vrabel**, who was named to his current post in 2018, the Titans have been one of the NFL's least penalized teams.

From 2018-20, the Titans were called for the second-fewest total penalties in the NFL—267 total infractions. Only the New England Patriots (249) fared better.

In 2018, the Titans were called for only 82 penalties, leading the NFL and setting a team record for the lowest number in a 16-game season (since 1978, excluding strike-shortened 1982 and 1987 seasons). They received no more than four penalties in nine of their 16 games. The previous franchise record for fewest penalties in a 16-game season was 84 by the 1983 Oilers.

### Fewest total penalties from 2018-2021:

Team	Penalties
1. New England Patriots	344
2. Green Bay Packers	361
Los Angeles Rams	361
4. Cincinnati Bengals	362
5. Indianapolis Colts	369
6. Tennessee Titans	370
7. New York Giants	373
8. Miami Dolphins	379
9. Minnesota Vikings	381
Carolina Panthers	381

## 2021 HONORS

### 2021 Titans Team Captains (Seasons as Titans Captain)

S Kevin Byard (3)  
 RB Derrick Henry (2)  
 P Brett Kern (2)  
 DT Jeffery Simmons (1)  
 QB Ryan Tannehill (2)

### Pro Bowl (Number of Pro Bowls with Titans, Total Career Selections)

S Kevin Byard (2,2)  
 OLB Harold Landry III (1,1)  
 G Rodger Saffold III (1,1)  
 DT Jeffery Simmons (1,1)

### Associated Press

Coach of the Year: Mike Vrabel  
 First-Team All-Pro: S Kevin Byard  
 Second-Team All-Pro: DT Jeffery Simmons

### Titans Walter Payton Man of the Year

RB Derrick Henry

### Ed Block Courage Award

WR Nick Westbrook-Ikhine

### AFC Player of the Week

Week 2—Offense: RB Derrick Henry  
 Week 6—Offense: RB Derrick Henry  
 Week 8—Special Teams: K Randy Bullock  
 Week 18—Offense: QB Ryan Tannehill

### AFC Player of the Month

October—Defense: S Kevin Byard

### FedEx Air & Ground Players of the Week

Week 2—Ground: RB Derrick Henry  
 Week 3—Ground: RB Derrick Henry  
 Week 5—Ground: RB Derrick Henry

### NFL on FOX Awards

NFL Coach of the Year: Mike Vrabel

### Pro Football Focus

First-Team All-Pro: S Kevin Byard

### Pro Football Writers of America

Coach of the Year: Mike Vrabel  
 All-NFL & All-AFC: S Kevin Byard

### Sporting News

Coach of the Year: Mike Vrabel  
 All-Pro: S Kevin Byard

### 101 Awards

AFC Coach of the Year: Mike Vrabel





# TITANS QUARTERBACKS

No.	Name	Ht	Wt	Exp	College
17	Tannehill, Ryan	6-4	217	11	Texas A&M
7	Willis, Malik	6-1	219	R	Liberty
5	Woodside, Logan	6-1	213	3	Toledo

## #17 • QB RYAN TANNEHILL

6-4, 207, 11th Year (4th with Titans), Texas A&M  
[Click for complete bio](#)

Quarterback **Ryan Tannehill** is in his 11th NFL season and his fourth campaign with the Titans in 2021.

In his first three seasons in Tennessee, Tannehill built a 30-13 record as a starting quarterback and led the team to the postseason three times, becoming the franchise's first starting quarterback since **Warren Moon** (1987 to 1993) to direct his team to the playoffs in at least three consecutive seasons. After appearing in the AFC championship game as a wild card team in 2019, the Titans won consecutive division titles in 2020 and 2021, a first for the franchise since the Oilers took the first three AFL Eastern Division titles from 1960 to 1962. Tannehill's 30 wins were the most by any starting quarterback in franchise history in the player's first three seasons with the organization, surpassing the 28 by **George Blanda** from 1960 to 1962.

Tannehill started every game from Week 7 of the 2019 campaign through the end of 2021. His 43 consecutive starts in the regular season tied **Steve McNair** (2001-03) for the most in franchise history by a starting quarterback. During that time, Tannehill's 102.3 passer rating ranked sixth in the NFL. Also, Tannehill's 13 total game-winning drives in that span ranked second in the NFL behind only Raiders quarterback **Derek Carr's** 14.

In 2021, he placed third on the franchise's single-season passing charts in attempts (531), completions (357) and completion percentage (67.2), and he ranked fourth with 3,734 passing yards. He became the only quarterback other than Moon (1989-1991) to record multiple seasons with at least 3,500 passing yards with the franchise. Additionally, he rushed for 270 yards, and his seven rushing touchdowns ranked second among NFL signal callers behind **Jalen Hurts'** 10. Tannehill was the first quarterback in franchise annals with at least seven rushing touchdowns in back-to-back seasons.

After receiving a multi-year contract extension during the 2020 offseason, Tannehill responded with 16 starts for the first time since 2015 and produced one of the best seasons of any quarterback in franchise history. A Titans team captain for the first time, his statistics finished in the top five of several of the organization's single-season record lists, including 40 total touchdowns (first), a 106.5 passer rating (second), 3,819 passing yards (third), 33 touchdown passes (tied for second), 65.5 completion percentage (fourth) and 7.9 yards per attempt (tied for fifth). Tannehill became the fourth player in NFL history with a passer rating of at least 106.0 in consecutive seasons, joining **Drew Brees** (2018-20), **Russell Wilson** (2018-19) and **Aaron Rodgers** (2011-12).

Also in 2020, Tannehill and Buffalo's **Josh Allen** became the fourth and fifth quarterbacks in NFL history with at least 3,800 passing yards, 33 passing touchdowns and seven rushing touchdowns in the same season. Only **Cam Newton** (2015), **Daunte Culpepper** (2000) and **Steve Young** (1994) had done so previously.

In 2019, Tannehill set single-season franchise records and led the NFL with a 117.5 passer rating and a passing average of 9.6 yards per attempt. His passer rating was the fourth-highest figure in NFL history among qualifiers. Additionally, he set a club record and placed third in the NFL with a 70.3 completion percentage.

Tannehill was named AFC Offensive Player of the Month for December 2019 and was named to his first career Pro Bowl. He also won the Associated Press Comeback Player of the Year Award.

Originally a first-round selection (eighth overall) by the Miami Dolphins in the 2012 NFL Draft, Tannehill was acquired by the Titans in a trade with

the Dolphins on March 15, 2019. The Titans sent a 2019 seventh-round pick and a 2020 fourth-round selection to Miami in exchange for Tannehill and a 2019 sixth-rounder.

Over his seven seasons in Miami, he started 88 games, threw for 20,434 yards and 123 touchdowns, and rushed for 1,210 yards and six scores. When he left Miami, he ranked second in franchise history behind **Chad Pennington** in both career completion percentage (62.8) and career passer rating (87.0). He authored 13 game-winning drives for the Dolphins.

From 2012 through 2015, Tannehill's passing yardage total—15,460 yards—was the third highest mark in NFL history for a player's first four seasons, behind only **Peyton Manning** and **Dan Marino**. Tannehill's two 4,000-yard passing seasons (2015 and 2014) were the only ones recorded by a Dolphins quarterback other than Marino (six times). The Dolphins reached the playoffs in 2016, breaking an eight-year postseason drought.

A native of Big Spring, Texas, Tannehill attended Texas A&M, where he earned honorable mention All-America honors as a senior. He played both quarterback and wide receiver, passing for 5,450 yards and 42 touchdowns and adding 112 receptions for 1,596 yards and 10 scores.

## QB WINS, FIRST THREE SEASONS

In leading the Titans to a 12-5 record during the 2021 regular season, Titans quarterback **Ryan Tannehill** improved to 30-13 as a starter since he was traded from the Dolphins to the Titans in 2019. He started every game from Week 7 of his initial season in Tennessee through the 2021 finale.

Tannehill is off to one of the best beginnings to any quarterback's tenure in franchise history. He has more regular season wins—30—than any other starting signal caller in franchise history over the player's first three years with the club, surpassing **George Blanda**, who won 28 regular season starts for the Oilers from 1960 to 1962.

Tannehill moved past **Marcus Mariota** (29 wins) and into a tie with **Vince Young** (30) for fifth place on the team's all-time wins list for starting quarterbacks. He trails only **Steve McNair** (76), **Warren Moon** (70), **Dan Pastorini** (53) and **Blanda** (44).

**Most wins by a starting quarterback in his first three regular seasons with the Titans/Oilers franchise:**

Quarterback	Years 1-3	Wins in ...			Total
		Year 1	Year 2	Year 3	
1. <b>Ryan Tannehill</b>	2019-2021	7	11	12	30
2. George Blanda	1960-1962	8	9	11	28
3. Marcus Mariota	2015-2017	3	8	9	20
4. Vince Young	2006-2008	8	9	1	18
5. Kenny Stabler	1980-1981	11	5	-	16
Pete Beathard	1967-1969	7	3	6	16
7. Kerry Collins	2006-2008	0	1	12	13
8. Steve McNair	1995-1997	2	2	8	12
Warren Moon	1984-1986	3	4	5	12
10. Matt Hasselbeck	2011-2012	9	2	-	11
Chris Chandler	1995-1996	5	6	-	11







## RYAN TANNEHILL'S STARTING RECORD WHEN ...

Record When Tannehill	Regular Season			Playoffs	
	2021	2019-21	Career	2021	Career
Starts at quarterback	12-5	30-13	72-59	0-1	2-3
Starts vs. division opponents	5-1	13-3	26-22	0-0	0-0
Passes for 300 or more yards	1-1	5-3	11-13	0-0	0-0
Completes 1 or more TD passes	9-4	26-12	63-43	0-1	2-3
Completes 2 or more TD passes	4-0	19-5	46-17	0-0	1-1
Completes 3 or more TD passes	3-0	9-2	20-5	0-0	0-0
Starts and passes for no INTs	7-1	20-4	45-19	0-0	1-1
Completes 70.0% of his passes	6-1	16-1	35-6	0-0	0-0
Has a passer rating of 80.0+	10-1	27-8	64-28	0-0	1-1
Has a passer rating of 90.0+	9-0	26-5	58-13	0-0	1-1
Has a passer rating of 100.0+	6-0	22-3	40-7	0-0	1-1
Sacked 0 times	1-0	4-0	7-3	0-0	0-0
Rushes for 1 or more TDs	5-2	10-5	12-9	0-0	1-0
Rushes for 2 or more TDs	0-0	3-0	3-0	0-0	0-0
Rushes and Passes for 1 TD	3-1	8-4	9-5	0-0	1-0

### A NEW START

Since **Ryan Tannehill's** first start with the Titans, which took place Oct. 20, 2019 against the Los Angeles Chargers, he has been one of the NFL's passing leaders in several categories. He is in the NFL's top 10 in passer rating in that time period.

**Highest passer rating since Ryan Tannehill became the Titans starter in Week 7 of 2019 (minimum 224 attempts):**


Player	Att	Cmp	Pct	Yds	TD	Int	Rating
1. Drew Brees	720	521	72.4%	5,513	49	8	112.3
2. Aaron Rodgers	1,407	954	67.8%	10,826	103	11	111.8
3. Deshaun Watson	838	575	68.6%	7,031	47	16	105.0
4. Kirk Cousins	1,366	920	67.3%	10,715	85	23	104.6
5. Patrick Mahomes	1,500	998	66.5%	11,506	87	23	102.4
<b>6. Ryan Tannehill</b>	<b>1,282</b>	<b>860</b>	<b>67.1%</b>	<b>10,151</b>	<b>76</b>	<b>26</b>	<b>102.3</b>
7. Russell Wilson	1,285	847	65.9%	9,731	82	24	102.1
8. Matthew Stafford	1,247	824	66.1%	10,082	77	30	101.4
9. Dak Prescott	1,203	802	66.7%	9,323	65	19	101.4
10. Lamar Jackson	964	626	64.9%	7,259	67	23	100.8

### QB WINNING PERCENTAGE SINCE 2019

From the time he took over as the starting quarterback for the Titans in Week 7 of the 2019 season through the end of the 2021 campaign, **Ryan Tannehill** built a 30-13 record. His .698 winning percentage ranked fifth in the NFL among all signal callers with at least 25 starts during that time.

**Highest winning percentage by starting quarterbacks from 2019 to 2021 (minimum 25 starts):**

Quarterback	Starts	W	L	T	Win Pct.
1. Aaron Rodgers	48	39	9	0	.813
2. Patrick Mahomes	46	37	9	0	.804
3. Lamar Jackson	42	31	11	0	.738
4. Tom Brady	49	36	13	0	.735
<b>5. Ryan Tannehill</b>	<b>43</b>	<b>30</b>	<b>13</b>	<b>0</b>	<b>.698</b>
6. Josh Allen	49	34	15	0	.694
7. Jimmy Garoppolo	37	25	12	0	.676
8. Ben Roethlisberger	33	21	12	0	.636
9. Russell Wilson	46	29	17	0	.630
10. Dak Prescott	37	21	16	0	.568



### RUSHING EFFICIENCY AMONG QBs

Titans quarterback **Ryan Tannehill's** ability to rush efficiently has reaped benefits since he arrived in Tennessee. From 2019 through 2021, he had 69 first downs on 106 total non-kneel-down rushing attempts, and in that time period, his 65.1 percent conversion rate was the best in the league among signal callers with 50 such attempts.

Tannehill also ranked third in the NFL from 2019 through 2021 with 18 rushing touchdowns. Only **Josh Allen** (23) and **Kyler Murray** (20) had more.

**Highest percentage of rushing attempts for first downs by quarterbacks from 2019 to 2021 (kneel-downs excluded; minimum 50 non-kneel-down attempts):**

Quarterback	Rush Att	Yards	TD	First Down	First Down Pct.
<b>1. Ryan Tannehill</b>	<b>106</b>	<b>754</b>	<b>18</b>	<b>69</b>	<b>65.1</b>
2. Justin Herbert	95	557	8	48	50.5
3. Baker Mayfield	94	466	5	45	47.9
4. Patrick Mahomes	130	952	6	61	46.9
Josh Allen	286	1738	23	134	46.9
6. Teddy Bridgewater	84	442	7	38	45.2
7. Carson Wentz	149	758	7	67	45.0
8. Sam Darnold	90	534	9	40	44.4
9. Aaron Rodgers	78	473	7	34	43.6
10. Jalen Hurts	188	1153	13	81	43.1

**Most rushing touchdowns by quarterback from 2019 to 2021:**

Quarterback	Rush TD
1. Josh Allen	23
2. Kyler Murray	20
<b>3. Ryan Tannehill</b>	<b>18</b>
4. Cam Newton	17
5. Lamar Jackson	16
6. Taysom Hill	14
7. Jalen Hurts	13
8. Deshaun Watson	10
9. Sam Darnold	9
10. Jacoby Brissett	8
Tom Brady	8
Justin Herbert	8

## 2020 NFL PASSING LEADERS

Ryan Tannehill finished among the 2020 NFL passing leaders in several categories.

### Highest passer rating in 2020 (qualifiers only):

Player	Team	Passer Rating
1. Aaron Rodgers	Green Bay Packers	121.5
2. Deshaun Watson	Houston Texans	112.4
3. Patrick Mahomes	Kansas City Chiefs	108.2
4. Josh Allen	Buffalo Bills	107.2
<b>5. Ryan Tannehill</b>	<b>Tennessee Titans</b>	<b>106.5</b>
6. Drew Brees	New Orleans Saints	106.4
7. Russell Wilson	Seattle Seahawks	105.1
8. Kirk Cousins	Minnesota Vikings	105.0
9. Tom Brady	Tampa Bay Buccaneers	102.2
10. Derek Carr	Las Vegas Raiders	101.4

### Most touchdown passes in 2020:

Player	Team	TD Passes
1. Aaron Rodgers	Green Bay Packers	48
2. Russell Wilson	Seattle Seahawks	40
Tom Brady	Tampa Bay Buccaneers	40
4. Patrick Mahomes	Kansas City Chiefs	38
5. Josh Allen	Buffalo Bills	37
6. Kirk Cousins	Minnesota Vikings	35
<b>7. Ryan Tannehill</b>	<b>Tennessee Titans</b>	<b>33</b>
Deshaun Watson	Houston Texans	33
Ben Roethlisberger	Pittsburgh Steelers	33
10. Justin Herbert	Los Angeles Chargers	31

### Highest passing average in 2020 (yards per attempt):

Player	Team	Yards/Att
1. Deshaun Watson	Houston Texans	8.9
2. Kirk Cousins	Minnesota Vikings	8.3
3. Aaron Rodgers	Green Bay Packers	8.2
4. Patrick Mahomes	Kansas City Chiefs	8.1
5. Josh Allen	Buffalo Bills	7.9
<b>Ryan Tannehill</b>	<b>Tennessee Titans</b>	<b>7.9</b>
Derek Carr	Las Vegas Raiders	7.9
8. Ryan Fitzpatrick	Miami Dolphins	7.8
9. Matthew Stafford	Detroit Lions	7.7
Philip Rivers	Indianapolis Colts	7.7

### Highest touchdown-to-interception ratio in 2020:

Player	Team	TDs per INT
1. Aaron Rodgers	Green Bay Packers	9.60
2. Patrick Mahomes	Kansas City Chiefs	6.33
<b>3. Ryan Tannehill</b>	<b>Tennessee Titans</b>	<b>4.71</b>
Deshaun Watson	Houston Texans	4.71
5. Drew Brees	New Orleans Saints	4.00
6. Josh Allen	Buffalo Bills	3.70
7. Tom Brady	Tampa Bay Buccaneers	3.33
8. Ben Roethlisberger	Pittsburgh Steelers	3.30
9. Baker Mayfield	Cleveland Browns	3.25
10. Gardner Minshew	Jacksonville Jaguars	3.20



## SINGLE-SEASON FRANCHISE RECORDS

Ryan Tannehill has enjoyed one of the finest three-year statistical runs of any quarterback in Titans/Oilers franchise history. His performances have ranked among the franchise greats in several passing categories, including his 3,734 passing yards in 2021 (fourth in franchise history) and 67.2 completion percentage (third).

In 2019, Tannehill's passer rating of 117.5 ranked first in the NFL and was one of three major single-season passing records he set for the franchise. He also established new benchmarks for completion percentage (70.3) and passing average (9.6).

### Single-season passing yardage leaders, franchise history:

Player	Season	Pass Yards
1. Warren Moon	1991	4,690
2. Warren Moon	1990	4,689
<b>3. Ryan Tannehill</b>	<b>2020</b>	<b>3,819</b>
<b>4. Ryan Tannehill</b>	<b>2021</b>	<b>3,734</b>
5. Warren Moon	1989	3,631

### Single-season touchdown pass leaders, franchise history:

Player	Season	TD Passes
1. George Blanda	1961	36
<b>2. Ryan Tannehill</b>	<b>2020</b>	<b>33</b>
Warren Moon	1990	33
4. George Blanda	1962	27
5. Marcus Mariota	2016	26

### Single-season passer rating leaders, franchise history:

Player	Season	Rating
<b>1. Ryan Tannehill</b>	<b>2019</b>	<b>117.5</b>
<b>2. Ryan Tannehill</b>	<b>2020</b>	<b>106.5</b>
3. Steve McNair	2003	100.4
4. Warren Moon	1990	96.8
5. Marcus Mariota	2016	95.6

### Single-season completion percentage leaders, franchise history:

Player	Season	Comp Pct
<b>1. Ryan Tannehill</b>	<b>2019</b>	<b>70.3</b>
2. Marcus Mariota	2018	68.9
<b>3. Ryan Tannehill</b>	<b>2021</b>	<b>67.2</b>
4. Cody Carlson	1992	65.6
<b>5. Ryan Tannehill</b>	<b>2020</b>	<b>65.5</b>

### Single-season passing average leaders (yards per attempt), franchise history:

Player	Season	Yards/Att
<b>1. Ryan Tannehill</b>	<b>2019</b>	<b>9.6</b>
2. George Blanda	1961	9.2
3. Steve McNair	2003	8.0
Warren Moon	1990	8.0
<b>5. Ryan Tannehill</b>	<b>2020</b>	<b>7.9</b>
Warren Moon	1988	7.9

### Single-season combined passing and rushing touchdown leaders, franchise history:

Player	Season	Pass + Rush TD
<b>1. Ryan Tannehill</b>	<b>2020</b>	<b>40</b>
2. George Blanda	1961	36
3. Warren Moon	1990	35
<b>4. Ryan Tannehill</b>	<b>2021</b>	<b>28</b>
Steve McNair	2003	28
Marcus Mariota	2016	28
George Blanda	1960	28

## TANNEHILL'S CAREER 300-YARD PASSING GAMES

Date	Opp	W/L	Att	Cmp	Pct	Yds	TD	Int	Rtg
9/30/12	at Arizona	L	41	26	63.4	431	1	2	86.5
12/21/14	Minnesota	W	47	35	74.5	396	4	1	118.7
12/8/19	at Oakland	W	27	21	77.8	391	3	1	140.4
12/6/20	Cleveland	L	45	29	64.4	389	3	1	104.8
9/18/16	at New England	L	45	32	71.1	387	2	2	93.5
10/18/20	Houston	W	41	30	73.2	366	4	1	122.6
9/20/15	at Jacksonville	L	44	30	68.2	359	2	0	108.0
11/29/15	at N.Y. Jets	L	58	33	56.9	351	3	1	84.8
1/3/16	New England	W	38	25	65.8	350	2	0	112.8
9/19/21	at Seattle	W	40	27	67.5	347	0	0	94.5
12/14/14	at New England	L	47	29	61.7	346	1	2	73.5
11/3/19	at Carolina	L	39	27	69.2	331	1	2	82.3
12/1/13	at N.Y. Jets	W	43	28	65.1	331	2	1	94.2
12/27/15	Indianapolis	L	38	26	68.4	329	0	1	84.2
11/21/21	Houston	L	52	35	67.3	323	1	4	58.4
9/27/20	at Minnesota	W	37	23	62.2	321	0	1	78.8
9/25/16	Cleveland	W	39	25	64.1	319	3	2	93.9
9/15/13	at Indianapolis	W	34	23	67.6	319	1	0	107.4
10/20/19	L.A. Chargers	W	29	23	79.3	312	2	1	120.1
12/15/13	New England	W	37	25	67.6	312	3	0	120.6
11/24/13	Carolina	L	42	28	66.7	310	1	1	86.4
11/8/15	at Buffalo	L	35	26	74.3	307	0	0	100.5
10/6/13	Baltimore	L	40	21	52.5	307	1	0	86.1
10/29/15	at New England	L	44	28	63.6	300	0	2	64.6

## TEAM SINGLE-GAME PASSER RATING

On Dec. 20, 2020, **Ryan Tannehill** recorded a 145.8 passer rating against the Detroit Lions. It qualified as the seventh best single-game passer rating in franchise history (minimum 20 attempts) and was Tannehill's second-highest passer rating in a qualifying game (155.3 vs. Oakland on Sept. 23, 2018).

On Sept. 20, 2020, Tannehill posted a 145.7 passer rating against the Jacksonville Jaguars that at the time ranked seventh in team history.

**Highest single-game passer ratings in franchise history (min. 20 attempts):**

Player	Opp	Date	Att	Cmp	Yds	TD	Int	Rtg
1. Chris Chandler	at Cin	9/24/95	26	23	352	4	0	158.3
2. Marcus Mariota	GB	11/13/16	26	19	295	4	0	149.8
3. Marcus Mariota	Jax	10/27/16	22	18	270	2	0	148.1
4. Marcus Mariota	at Hou	11/26/18	23	22	303	2	0	147.7
5. Steve McNair	Hou	10/12/03	27	18	421	3	0	146.8
6. Warren Moon	at Cle	11/18/90	32	24	322	5	0	146.1
7. <b>Ryan Tannehill</b>	<b>Det</b>	<b>12/20/20</b>	<b>27</b>	<b>21</b>	<b>273</b>	<b>3</b>	<b>0</b>	<b>145.8</b>
8. <b>Ryan Tannehill</b>	<b>Jax</b>	<b>9/20/20</b>	<b>24</b>	<b>18</b>	<b>239</b>	<b>4</b>	<b>0</b>	<b>145.7</b>
9. Warren Moon	Buf	11/26/90	22	16	300	2	0	145.1
10. Chris Chandler	Den	11/26/95	26	18	280	3	0	143.1

## LEADING VETERAN QBS ON NEW TEAMS

In 2019, **Ryan Tannehill** set a new standard for veteran quarterbacks in their first year with a new team. Tannehill, who was acquired in a trade after seven years with the Miami Dolphins, had a passer rating of 117.5. No quarterback has ever finished with a passer rating that high in his first season with a new team after playing at least one year with another team.

**Brett Favre** held the distinction until 2019. In 2009, Favre's 107.2 passer rating with the Minnesota Vikings became the best figure in league annals by a veteran in his first campaign with a new club.

**Highest passer rating in a veteran's first season with a new team (through 2019):**

Player	Season	New Team	Former Team	Rating
1. <b>Ryan Tannehill</b>	<b>2019</b>	<b>Tennessee</b>	<b>Miami</b>	<b>117.5</b>
2. Brett Favre	2009	Minnesota	N.Y. Jets	107.2
3. Peyton Manning	2012	Denver	Indianapolis	105.8
4. Vinny Testaverde	1998	N.Y. Jets	Baltimore	101.6
5. Kirk Cousins	2018	Minnesota	Washington	99.7
6. Tyrod Taylor	2015	Buffalo	Baltimore	99.4
7. Sam Bradford	2016	Minnesota	Philadelphia	99.3
8. Len Dawson	1962	Dallas Texans	Cleveland	98.3
Case Keenum	2017	Minnesota	L.A. Rams	98.3
10. Brian Griese	2004	Tampa Bay	Miami	97.5

## SINGLE-SEASON NFL LEADERS

**Ryan Tannehill** established the fourth-highest single-season passer rating in NFL history in 2019. His 117.5 passer rating is surpassed in league annals by only **Aaron Rodgers'** 122.5 passer rating in 2011, **Peyton Manning's** 121.1 in 2004 and **Nick Foles'** 119.2 in 2013.

Meanwhile, his 9.6-yard passing average tied for eighth in NFL annals.

**NFL all-time single-season passer rating leaders (through 2019):**

Player	Team	Season	Rating
1. Aaron Rodgers	Green Bay Packers	2011	122.5
2. Peyton Manning	Indianapolis Colts	2004	121.1
3. Nick Foles	Philadelphia Eagles	2013	119.2
4. <b>Ryan Tannehill</b>	<b>Tennessee Titans</b>	<b>2019</b>	<b>117.5</b>
5. Tom Brady	New England Patriots	2007	117.2
6. Matt Ryan	Atlanta Falcons	2016	117.1
7. Drew Brees	New Orleans Saints	2019	116.3
8. Drew Brees	New Orleans Saints	2018	115.7
9. Peyton Manning	Denver Broncos	2013	115.1
10. Patrick Mahomes	Kansas City Chiefs	2018	113.8

**NFL all-time single-season passing average leaders (through 2019):**

Player	Team	Season	Yds/Att
1. Sid Luckman	Chicago Bears	1943	10.9
2. Otto Graham	Cleveland Browns	1953	10.6
3. Otto Graham	Cleveland Browns	1947	10.2
4. Norm Van Brocklin	Los Angeles Rams	1954	10.1
5. Ed Brown	Chicago Bears	1956	9.9
Kurt Warner	St. Louis Rams	2000	9.9
7. Otto Graham	Cleveland Browns	1949	9.8
8. Chris Chandler	Atlanta Falcons	1998	9.6
Ryan Fitzpatrick	Tampa Bay Buccaneers	2018	9.6
<b>Ryan Tannehill</b>	<b>Tennessee Titans</b>	<b>2019</b>	<b>9.6</b>



## 2019 NFL PASSING LEADERS

**Ryan Tannehill** led the NFL in 2019 with a 117.5 passer rating and a 9.6-yard passing average. He also placed third in completion percentage (70.3) and second in touchdown percentage (7.7).

Tannehill became the organization's only quarterback other than **Steve McNair** in 2003 to lead the NFL in passer rating. New Orleans' **Drew Brees** finished in second place behind Tannehill with a 116.3 passer rating.

### Highest passer rating in 2019 (qualifiers only):

Player	Team	Passer Rating
1. <b>Ryan Tannehill</b>	<b>Tennessee Titans</b>	<b>117.5</b>
2. Drew Brees	New Orleans Saints	116.3
3. Lamar Jackson	Baltimore Ravens	113.3
4. Kirk Cousins	Minnesota Vikings	107.4
5. Russell Wilson	Seattle Seahawks	106.3
6. Matthew Stafford	Detroit Lions	106.0
7. Patrick Mahomes	Kansas City Chiefs	105.3
8. Jimmy Garoppolo	San Francisco 49ers	102.0
9. Derek Carr	Oakland Raiders	100.8
10. Dak Prescott	Dallas Cowboys	99.7

### Highest completion percentage in 2019 (qualifiers only):

Player	Team	Comp. Pct.
1. Drew Brees	New Orleans Saints	74.3
2. Derek Carr	Oakland Raiders	70.4
3. <b>Ryan Tannehill</b>	<b>Tennessee Titans</b>	<b>70.3</b>
4. Kirk Cousins	Minnesota Vikings	69.1
Jimmy Garoppolo	San Francisco 49ers	69.1
6. Deshaun Watson	Houston Texans	67.3
7. Matt Ryan	Atlanta Falcons	66.2
8. Russell Wilson	Seattle Seahawks	66.1
Lamar Jackson	Baltimore Ravens	66.1
10. Philip Rivers	Los Angeles Chargers	66.0

### Highest passing average in 2019 (yards per attempt; qualifiers only):

Player	Team	Yards/Att.
1. <b>Ryan Tannehill</b>	<b>Tennessee Titans</b>	<b>9.6</b>
2. Matthew Stafford	Detroit Lions	8.6
3. Jimmy Garoppolo	San Francisco 49ers	8.4
4. Patrick Mahomes	Kansas City Chiefs	8.3
5. Dak Prescott	Dallas Cowboys	8.2
Jameis Winston	Tampa Bay Buccaneers	8.2
7. Kirk Cousins	Minnesota Vikings	8.1
8. Russell Wilson	Seattle Seahawks	8.0
9. Derek Carr	Oakland Raiders	7.9
Drew Brees	New Orleans Saints	7.9

### Highest touchdown percentage in 2019 (qualifiers only):

Player	Team	TD Pct.
1. Lamar Jackson	Baltimore Ravens	9.0
2. <b>Ryan Tannehill</b>	<b>Tennessee Titans</b>	<b>7.7</b>
3. Drew Brees	New Orleans Saints	7.1
4. Matthew Stafford	Detroit Lions	6.5
5. Russell Wilson	Seattle Seahawks	6.0
6. Kirk Cousins	Minnesota Vikings	5.9
7. Jimmy Garoppolo	San Francisco 49ers	5.7
8. Patrick Mahomes	Kansas City Chiefs	5.4
9. Jameis Winston	Tampa Bay Buccaneers	5.3
Deshaun Watson	Houston Texans	5.3

## GAMES WITH A 130 PASSER RATING

During the 2019 campaign, **Ryan Tannehill** produced a streak of four consecutive games with a passer rating greater than 130. The run included a 133.9 passer rating against the Kansas City Chiefs (Nov. 10), a 155.8 against the Jacksonville Jaguars (Nov. 24), a 131.2 at the Indianapolis Colts (Dec. 1) and a 140.4 at the Oakland Raiders (Dec. 8).

In franchise history, no quarterback prior to Tannehill had ever produced four consecutive starts with a passer rating of 130 or better (minimum 10 attempts per game). **Marcus Mariota** (2016) was the most recent of six Titans/Oilers signal callers to do so for three games before Tannehill.

### Most consecutive games in a single season with a 130 passer rating, franchise history (minimum 10 attempts each game):

Player	Dates	Games
1. <b>Ryan Tannehill</b>	<b>Nov. 10–Dec. 8, 2019</b>	<b>4</b>
2. Marcus Mariota	Nov. 13–Nov. 27, 2016	3
Ryan Fitzpatrick	Nov. 10–Nov. 24, 2013	3
Steve McNair	Dec. 2–Dec. 16, 2001	3
Warren Moon	Oct. 22–Nov. 5, 1989	3
Dan Pastorini	Nov. 11–Nov. 22, 1979	3
George Blanda	Dec. 3–Dec. 17, 1961	3

Tannehill joined **Russell Wilson** (2015) and **John Hadl** (1973) as the only players in NFL history to register four consecutive games with a minimum of 10 pass attempts and a passer rating of at least 130.

### Most consecutive games in a single season with a 130 passer rating, NFL history (through 2019; minimum 10 attempts each game):

Player	Team	Dates	Games
1. <b>Ryan Tannehill</b>	<b>Tennessee</b>	<b>Nov. 10–Dec. 8, 2019</b>	<b>4</b>
Russell Wilson	Seattle	Nov. 22–Dec. 13, 2015	4
John Hadl	L.A. Rams	Sept. 16–Oct. 7, 1973	4
4. (several tied)			3

Tannehill registered a total of six single-game passer ratings of 130 or greater in only 10 starts during the 2019 regular season. He tied Wilson with the most such performances in 2019 and also tied for the most by any NFL starting quarterback in any season since 1960. Green Bay's **Aaron Rodgers** (2011) and Dallas' **Tony Romo** (2014) are the only other quarterbacks to accomplish the feat.

In franchise history, former Oilers quarterback **Chris Chandler** previously had the most season games with a 130-plus passer rating, with four in 1995.

### Most starts by a quarterback with a passer rating of 130.0 or greater, 1960–2019:

Player	Season	Team	Games
1. <b>Ryan Tannehill</b>	<b>2019</b>	<b>Tennessee Titans</b>	<b>6</b>
Russell Wilson	2019	Seattle Seahawks	6
Tony Romo	2014	Dallas Cowboys	6
Aaron Rodgers	2011	Green Bay Packers	6
5. (seven tied)			5

## MOST TD PASSES IN A POSTSEASON

During the 2019 playoffs, **Ryan Tannehill** completed at least one touchdown pass in all three of the team's games and totaled five touchdown passes. Tannehill tied **Warren Moon's** 1991 franchise record for the most touchdown passes in a single postseason.

### Most touchdown passes in a single postseason, franchise history:

Player	Season	TD Passes
1. <b>Ryan Tannehill</b>	<b>2019</b>	<b>5</b>
Warren Moon	1991	5
3. Marcus Mariota	2017	4
Warren Moon	1992	4
Dan Pastorini	1978	4
6. Steve McNair	2002	3
George Blanda	1960	3

## RYAN TANNEHILL'S GAME-WINNING DRIVES

In his NFL career, quarterback **Ryan Tannehill** has led 26 game-winning drives in the fourth quarter or overtime, including the regular season and postseason. That includes 13 total games with the Titans from 2019 to 2021.

Per the Elias Sports Bureau, a game-winning drive is defined as when a quarterback's team scores on an offensive possession to put the team ahead (whether tied or from behind) for good in the fourth quarter or overtime.

### Ryan Tannehill's game-winning drives:

Date/Opp.	Largest 4th Qtr Deficit/Tie	Score, Start of Drive	Drive Start	Tannehill's Drive Stats (Att-Cmp-Yds, TD, Rushing)	Drive Totals	Drive End	Game-Winning Scoring Play	Final Score
<b>Dolphins Career:</b>								
11/25/12 at Sea	14-21	21-21	1:32	4-3-51, 0 TD, 1 rush for 15 yds	7-65-1:32	0:00	D. Carpenter 43-yard FG	24-21
9/22/13 vs. Atl	20-23	20-23	4:46	12-9-69, 1 TD, 0 rushes	13-75-4:08	0:38	Tannehill 1-yard pass to D. Sims	27-23
12/8/13 at Pit	24-28	24-28	4:31	3-3-25, 1 TD, 0 rushes	4-80-1:38	2:53	Tannehill 12-yard pass to C. Clay	34-28
12/15/13 vs. NE	17-20	17-20	4:07	8-6-66, 1 TD, 0 rushes	9-60-2:52	1:15	Tannehill 14-yard pass to M. Thigpen	24-20
12/1/14 at NYJ	6-13	13-13	5:42	5-4-43, 0 TD, 0 rushes	9-57-3:45	1:57	C. Sturgis 26-yard FG	16-13
11/15/15 at Phi	13-16	13-16	3:09 (3rd Q)	3-3-62, 1 TD, 0 rushes	7-87-3:14	14:55	Tannehill 4-yard pass to J. Landry	20-19
1/3/16 vs. NE	10-10	10-10	9:50	4-4-77, 1 TD, 0 rushes	6-82-2:52	6:58	Tannehill 2-yard pass to J. Cameron	20-10
9/25/16 vs. Cle	24-24	24-24	9:39 (OT)	1-1-32, 0 TD, 0 rushes	3-44-1:13	8:26	J. Ajayi 11-yard run	30-24
10/23/16 vs. Buf	14-17	14-17	7:45	1-1-18, 0 TD, 0 rushes	6-64-3:49	3:56	D. Williams 12-yard run	28-25
11/20/16 at LAR	0-10	7-10	2:11	5-5-53, 1 TD, 0 rushes	7-75-1:35	0:36	Tannehill 9-yard pass to D. Parker	14-10
9/23/18 vs. Oak	14-17	14-17	8:06	0-0-0, 0 TD, 1 rush for 18 yds	2-70-0:48	7:18	A. Wilson end around 52-yard pass to J. Grant	28-20
12/2/18 vs. Buf	14-17	14-17	12:00	3-3-25, 1 TD, 0 rushes	6-75-3:18	8:42	Tannehill 13-yard pass to K. Stills	21-17
12/9/18 vs. NE	28-33	28-33	0:07	1-1-69, 1 TD, 0 rushes	1-69-0:07	0:00	K. Drake 69-yard pass play by R. Tannehill	34-33
<b>Titans Career:</b>								
10/20/19 vs. LAC	10-10	10-10	5:20 (3rd Q)	8-6-76, 1 TD, 1 rush for 2 yds	14-85-7:09	13:11	Tannehill 5-yard pass to T. Sharpe	23-20
10/27/19 vs. TB	20-23	20-23	13:49	11-9-85, 1 TD, 0 rushes	12-90-6:54	6:55	Tannehill 8-yard pass to A. Brown	27-23
11/10/19 vs. KC	20-29	27-32	1:21	3-2-43, 1 TD, 1 rush for 18 yds	4-61-0:58	14:37	Tannehill 23-yard pass to A. Humphries	35-32
9/14/20 at Den	13-14	13-14	3:05	7-5-40, 0 TD, 0 rushes	12-83-2:48	0:17	Gostkowski 25-yard FG	16-14
9/20/20 vs. Jax	30-30	30-30	3:29	4-2-10, 0 TD, 0 rushes	8-29-1:53	1:36	Gostkowski 49-yard FG	33-30
9/27/20 at Min	25-30	28-30	3:42	5-4-34, 0 TD, 0 rushes	9-44-1:58	1:44	Gostkowski 55-yard FG	31-30
10/18/20 vs. Hou	29-36	36-36	10:00 (OT)	2-2-55, 0 TD, 0 rushes	6-82-3:30	6:30	Henry 5-yard run	42-36
11/22/20 at Bal	13-21	24-24	7:58 (OT)	3-3-36, 0 TD, 0 rushes	6-73-2:37	5:21	Henry 29-yard run	30-24
1/3/21 at Hou	31-35	38-38	0:18	1-1-52, 0 TD, 0 rushes	3-56-0:18	0:00	Sloman 37-yard FG	41-38
9/19/21 at Sea	16-30	30-30	7:19 (OT)	0-0-0, 0 TD, 0 rushes	5-21-2:34	4:45	Bullock 36-yard FG	33-30
10/18/21 vs. Buf	24-31	27-31	8:01	5-5-58, 0 TD, 0 rushes	8-70-4:56	3:05	Henry 13-yard run	34-31
10/31/21 at Ind	21-24	31-31	5:48 (OT)	1-2-13, 0 TD, 0 rushes	4-5-1:45	4:03	Bullock 44-yard FG	34-31
12/23/21 vs. SF	17-17	17-17	2:16	2-2-10, 0 TD, 2 rushes for 22 yds	8-49-2:16	0:04	Bullock 44-yard FG	20-17

## GAME-WINNING DRIVES SINCE 2019

From the time **Ryan Tannehill** joined the Titans in 2019 through the end of the 2021 regular season, he directed 13 total game-winning drives. Only Raiders quarterback **Derek Carr** (14) has more in that time period.

In 2021, Tannehill was credited with four game-winning drives: at Seattle (Sept. 19), against Buffalo (Oct. 18), at Indianapolis (Oct. 31) and against San Francisco (Dec. 23).

Per the Elias Sports Bureau, a game-winning drive is defined as when a quarterback's team scores on an offensive possession to put the team ahead (whether tied or from behind) for good in the fourth quarter or overtime.

### Quarterbacks with the most game-winning drives from 2019 to 2021 (regular season):

Player	GW Drives
1. Derek Carr	14
2. <b>Ryan Tannehill</b>	<b>13</b>
3. Ben Roethlisberger	11
4. Tom Brady	9
Matthew Stafford	9
Russell Wilson	9
7. Josh Allen	8
Kirk Cousins	8
Justin Herbert	8
10. (five tied)	7

## BAUGH, MONTANA & TANNEHILL

During the 2019 season, Titans quarterback **Ryan Tannehill** accomplished a statistical feat only reached previously by a pair of Pro Football Hall of Fame quarterbacks.

Tannehill's season statistics included a 70.3 completion percentage and an average of 9.6 yards per passing attempt.

In the history of the NFL, only two previous qualifying passers have enjoyed a season in which they completed at least 70.0 percent of their passes and averaged at least 9.0 yards per attempt: **Sammy Baugh** and **Joe Montana**.

Montana led the San Francisco 49ers to a Super Bowl XXIV title and won the NFL MVP award following a 1989 season in which he completed 70.2 percent of his passes (271 of 386) and averaged 9.1 yards per attempt (3,521 yards).

Baugh directed the Washington Redskins to the NFL Championship game in 1945, while completing 70.3 percent of his passes (128 of 182) and averaging 9.2 yards per attempt (1,669 yards).

### Players in NFL history (through 2019) with a completion rate of at least 70.0 percent and a passing average of at least 9.0 yards per attempt (qualifiers only):

Player	Team	Year	Comp %	Yards/Att
<b>Ryan Tannehill</b>	<b>Tennessee</b>	<b>2019</b>	<b>70.3</b>	<b>9.6</b>
Joe Montana	San Francisco	1989	70.2	9.1
Sammy Baugh	Washington	1945	70.3	9.2



## TITANS RUNNING BACKS

No.	Name	Ht	Wt	Exp	College
23	Cannon, Trenton	5-11	185	5	Virginia State
44	Carter, Tory	6-0	229	2	Louisiana State
36	Chestnut, Julius	5-11	228	R	Sacred Heart
25	Haskins, Hassan	6-2	228	R	Michigan
22	Henry, Derrick	6-3	247	7	Alabama
40	Hilliard, Dontrell	5-11	202	5	Tulane

### #22 • RB DERRICK HENRY

6-3, 247, 7th Year, Alabama

[Click for complete bio](#)



Running back **Derrick Henry** is in his seventh NFL season in 2022. He was selected by the Titans with the 45th overall pick in the second round of the 2016 NFL Draft.

From his rookie season through 2021, Henry ranked second in the NFL with 6,797 rushing yards, trailing only Dallas Cowboys running back **Ezekiel Elliott** (7,386). Henry's 65 rushing touchdowns led the league over the same period. In franchise history, Henry finished 2021 ranked fourth in career rushing yards behind **Eddie George** (10,009), **Earl Campbell** (8,574) and **Chris Johnson** (7,965), and his rushing touchdowns were second behind only Campbell (73).

In 2021, Henry's season was affected by a foot injury that caused him to be placed on injured reserve for the final nine games of the regular season. Prior to the injury, he was leading the NFL with 937 rushing yards and 10 rushing touchdowns, numbers that still ranked ninth and tied for sixth, respectively, at the conclusion of the regular season. He returned to start in the team's divisional playoff contest and rushed for 62 yards and one score.

Henry was honored in 2021 with his first career nomination for the NFL's Walter Payton Man of the Year Award.

In 2020, Henry was named the Associated Press NFL Offensive Player of the Year after an historic campaign in which he totaled 378 rushing attempts for 2,027 yards and 17 touchdowns. His rushing yardage total established a new franchise record and led the NFL. As the eighth player in NFL annals to hit the 2,000-yard mark, his 2,027 yards finished fifth on the all-time single-season rushing charts. He was recognized with his second consecutive Pro Bowl, named first-team Associated Press All-Pro, and won the FedEx Ground Player of the Year Award for the second consecutive year.

Henry was a first-time team captain in 2020. He started all 16 regular season games for the first time and became the first player since **LaDainian Tomlinson** (2006-07) to lead the NFL in rushing yards in consecutive years. He was the first player in more than 50 years to lead the league in rushing yards, attempts and rushing touchdowns in consecutive seasons and the fifth player ever to do so. The most recent prior to him was Cleveland's **Leroy Kelly** from 1967 to 1968.

Henry's 17 rushing touchdowns in 2020 set a career high and finished as the second-best total in franchise history behind Campbell's 19 rushing touchdowns in 1979.

In 2019, Henry was named to his first Pro Bowl and added second-team Associated Press All-Pro honors after leading the NFL in rushing. In 15 games, he totaled 1,540 yards on 303 carries (5.1 avg.), joining **Billy Cannon** (AFL, 1961), Campbell (1978-80) and Johnson (2009) as the only running backs in franchise history to lead their respective leagues in rushing. At the time, Henry's single-season total ranked fourth in franchise annals behind Johnson's 2009 total (2,006) and Campbell's 1979 (1,697) and 1980 (1,934) performances.

With 16 rushing touchdowns in 2019, Henry tied for the NFL lead (**Aaron Jones**). Adding his two receiving touchdowns, his 18 total touchdowns were third in the NFL and tied for second in franchise annals (19 by Campbell in 1979; 18 by **Bill Groman** in 1961).

Henry's performance late in the 2019 season was instrumental in the

team's run to the AFC championship game. Over the final six games of the regular season plus three playoff appearances, Henry registered seven 100-yard games. During a three-game stretch (Dec. 29 at Houston, Jan. 4 at New England and Jan. 11 at Baltimore), he became the first player in NFL history to rush for at least 180 yards in three consecutive regular season and/or postseason games.

Henry authored his first career 1,000-yard season in 2018 and the 28th 1,000-yard rushing season in franchise history, totaling 1,059 yards and 12 touchdowns on 215 carries—all then-career highs.

His 2018 rushing yardage ranked second in the AFC to **Joe Mixon's** 1,168 yards, and he finished seventh in the NFL. Henry's 12 rushing touchdowns tied **James Connor** for third place in the NFL behind **Todd Gurley** (17) and **Alvin Kamara** (14).

Henry was named AFC Offensive Player of the Month for December 2018. His 625 rushing yards in the month were the most by any NFL player in any month during the season.

Against the Jacksonville Jaguars on Dec. 6, 2018, Henry recorded one of the greatest single games in franchise history in front of a national television audience. He broke Johnson's single-game franchise record (228) with 238 rushing yards, including a 99-yard touchdown run—one of his four touchdowns in the contest. He joined **Tony Dorsett** as the only two players in NFL history to rush for a 99-yard score.

In 2017, Henry shared time in the Titans backfield with **DeMarco Murray**. Henry led the team with 744 rushing yards on 176 carries, and he added 11 receptions for 136 yards and a touchdown. His five rushing touchdowns tied for second on the club.

As a rookie in 2016, Henry played in 15 games with one start, splitting reps in the backfield with Murray. He carried the ball 110 times for 490 yards and five touchdowns and added 137 yards on 13 receptions. Henry became the third rookie for the franchise in the "Titans era" to score at least five touchdowns in a season, joining **Vince Young** (seven rushing touchdowns in 2006) and Johnson (nine rushing and one receiving in 2008).

The Heisman Trophy winner played three seasons (2013–2015) at the University of Alabama, where he set numerous school and SEC records while helping his team win a National Championship in 2015. He played in 39 games and totaled 602 carries for 3,591 yards and 42 rushing touchdowns and added 285 yards on 17 career receptions with three receiving scores. During Alabama's victory over Clemson in the 2016 College Football Playoff National Championship, he broke **Shaun Alexander's** record for most career rushing yards in Alabama history.

In his final collegiate season, Henry rushed for an Alabama and Southeastern Conference record 2,219 yards, which led the nation and ranked fifth in FBS history. He recorded 100-yard rushing games 10 times and had four 200-yard games during the season. His 28 rushing touchdowns were a national best and an SEC record, snapping **Tim Tebow** and **Tre Mason's** old mark of 23. In addition to the Heisman, he also won the Doak Walker Award, Walter Camp Award and Maxwell Award, among a multitude of other honors.

Henry is a native of Yulee, Fla.



Henry's 2022 Preseason Statistics:

Year	GP	GS	Att	Yds	Avg	Lg	TD	Rec	Yds	Avg	Lg	TD
2022	0	0	0	0	-	-	0	0	0	-	-	0

Henry's Career Regular Season Statistics:

Year	GP	GS	Att	Yds	Avg	Lg	TD	Rec	Yds	Avg	Lg	TD
2016	15	2	110	490	4.5	22	5	13	137	10.5	29	0
2017	16	2	176	744	4.2	75t	5	11	136	12.4	66t	1
2018	16	12	215	1,059	4.9	99t	12	15	99	6.6	21	0
2019	15	15	303	1,540	5.1	74t	16	18	206	11.4	75t	2
2020	16	16	378	2,027	5.4	94t	17	19	114	6.0	53	0
2021	8	8	219	937	4.3	76t	10	18	154	8.6	16	0
2022	0	0	0	0	-	-	0	0	0	-	-	0
<b>Totals</b>	<b>86</b>	<b>55</b>	<b>1,401</b>	<b>6,797</b>	<b>4.9</b>	<b>99t</b>	<b>65</b>	<b>94</b>	<b>846</b>	<b>9.0</b>	<b>75t</b>	<b>3</b>

Henry's Career Postseason Statistics:

Year	GP	GS	Att	Yds	Avg	Lg	TD	Rec	Yds	Avg	Lg	TD
2017	2	2	35	184	5.3	35t	1	5	56	11.2	29	0
2019	3	3	83	446	5.4	66	2	5	21	4.2	22	0
2020	1	1	18	40	2.2	8	0	3	11	3.7	7	0
2021	1	1	20	62	3.1	9	1	0	0	-	-	0
<b>Totals</b>	<b>7</b>	<b>7</b>	<b>156</b>	<b>732</b>	<b>4.7</b>	<b>66</b>	<b>4</b>	<b>13</b>	<b>88</b>	<b>6.8</b>	<b>29</b>	<b>0</b>

Henry's Regular Season Single-Game Highs:

- Rushing Attempts** - 35 at Seattle (9/19/21)
- Rushing Yards** - 250 at Houston (1/3/21)
- Long Rush** - 99t vs. Jacksonville (12/6/18)
- Rushing Touchdowns** - 4 vs. Jacksonville (12/6/18)
- Receptions** - 6 at Seattle (9/19/21)
- Receiving Yards** - 75 at Cleveland (9/8/19)
- Long Reception** - 75t at Cleveland (9/8/19)
- Receiving Touchdowns** - 1 (Three times, last at Carolina, 11/3/19)

Henry's Playoff Single-Game Highs:

- Rushing Attempts** - 34 at New England (1/4/20)
- Rushing Yards** - 195 at Baltimore (1/11/20)
- Long Rush** - 66 at Baltimore (1/11/20)
- Rushing Touchdowns** - 1 (Four times, last vs. Cincinnati, 1/22/22)
- Receptions** - 3 (Twice, last vs. Baltimore, 1/10/21)
- Receiving Yards** - 35 at Kansas City (1/6/18)
- Long Reception** - 29 at Kansas City (1/6/18)
- Receiving Touchdowns** - (none)

LEADERS SINCE HENRY'S ROOKIE YEAR

From the time he entered the NFL as a second-round draft pick in 2016 through the 2021 campaign, **Derrick Henry** ranked second in the NFL in rushing yards. He trailed only Dallas Cowboys running back **Ezekiel Elliott** in that time period, despite not being the Titans' regular starter until 2018.

NFL rushing yards leaders since 2016:

Player	Rushing Yards
1. Ezekiel Elliott	7,386
2. <b>Derrick Henry</b>	<b>6,797</b>
3. Melvin Gordon	5,503
4. Todd Gurley	4,976
5. Dalvin Cook	4,820
6. Nick Chubb	4,816
7. Mark Ingram	4,683
8. Joe Mixon	4,564
9. Jordan Howard	4,361
10. Alvin Kamara	4,238

During his first six NFL seasons, Henry compiled 65 rushing touchdowns. He led the NFL from 2016 to 2021, reaching the end zone eight more times than the next-closest rusher on the list, **Todd Gurley** (57).

NFL rushing touchdown leaders since 2016:

Player	Rushing Yards
1. <b>Derrick Henry</b>	<b>65</b>
2. Todd Gurley	57
3. Ezekiel Elliott	56
4. Melvin Gordon	53
5. Alvin Kamara	47
6. Aaron Jones	41
Latavius Murray	41
8. Dalvin Cook	39
9. Mark Ingram	38
10. James Conner	37
Jordan Howard	37

RUSHING YARDS SINCE WEEK 14 OF 2018

Since Dec. 6, 2018, when **Derrick Henry** set a then-franchise record with 238 rushing yards in a game against Jacksonville, he has been the NFL's rushing leader. He has over 900 yards more than any other player since that time.

NFL rushing yards leaders since Week 14 of 2018:

Player	Rushing Yards
1. <b>Derrick Henry</b>	<b>5,089</b>
2. Dalvin Cook	4,154
3. Nick Chubb	4,122
4. Ezekiel Elliott	3,623
5. Lamar Jackson	3,269
6. Joe Mixon	3,183
7. Josh Jacobs	3,087
8. Aaron Jones	3,073
9. Jonathan Taylor	2,980
10. David Montgomery	2,808

FRANCHISE ALL-TIME LEADERS

On Sept. 27, 2020, Titans running back **Derrick Henry** passed **Lorenzo White** (4,079 career rushing yards) for fourth place on the franchise's all-time rushing list. Henry trails only **Eddie George** (10,009), **Earl Campbell** (8,574) and **Chris Johnson** (7,965) on the list.

Franchise all-time rushing leaders:

Player	Seasons	Rushing Yards
1. Eddie George	1996–2003	10,009
2. Earl Campbell	1978–1984	8,574
3. Chris Johnson	2008–2013	7,965
4. <b>Derrick Henry</b>	<b>2016–2021</b>	<b>6,797</b>
5. Lorenzo White	1988–1994	4,079
6. Hoyle Granger	1966–1970, 1972	3,514
7. Steve McNair (QB)	1995–2005	3,439
8. Mike Rozier	1985–1990	3,426
9. Charles Tolar	1960–1966	3,277
10. Ronnie Coleman	1974–1981	2,769

On Oct. 19, 2021, Henry passed George (64 career rushing touchdowns) for the second-highest total of rushing touchdowns in franchise history. Only Campbell (73) has more with the franchise than Henry.

Most career rushing touchdowns in franchise history:

Player	Seasons	Rushing TDs
1. Earl Campbell	1978–1984	73
2. <b>Derrick Henry</b>	<b>2016–2021</b>	<b>65</b>
3. Eddie George	1996–2003	64
4. Chris Johnson	2008–2013	50
5. Steve McNair	1995–2005	36
6. Lorenzo White	1988–1994	29
7. Mike Rozier	1985–1990	27
8. LenDale White	2006–2009	24
9. (three tied)		21

Henry ranks third in franchise history in total touchdowns. George ranks first with 74 (64 rushing, 10 receiving), followed by Campbell with 73 (73 rushing) and then Henry.

**Most total touchdowns in franchise history:**

Player	Seasons	Rush TDs	Rec TDs	Ret TDs	Total TDs
1. Eddie George	1996–2003	64	10	0	74
2. Earl Campbell	1978–1984	73	0	0	73
<b>3. Derrick Henry</b>	<b>2016–2021</b>	<b>65</b>	<b>3</b>	<b>0</b>	<b>68</b>
4. Chris Johnson	2008–2013	50	8	0	58
5. Charlie Hennigan	1960–1966	0	51	0	51
6. Ken Burrough	1971–1981	1	47	0	48
7. Ernest Givins	1986–1994	1	46	1	48
8. Drew Hill	1985–1991	0	47	0	47
9. Haywood Jeffries	1987–1995	0	47	0	47
10. Derrick Mason	1997–2004	0	37	3	40

**2021 NFL RUSHING LEADERS**

Despite having not played from Week 9 to Week 18 due to injury, Titans running back **Derrick Henry** ranked ninth in the NFL in rushing in 2021 after taking the league's rushing crown for the 2019 and 2020 seasons.

Henry also tied for sixth place in the NFL in 2021 with 10 rushing touchdowns.

**NFL rushing leaders in 2021:**

Player	Team	Games	Rushing Yards
1. Jonathan Taylor	Indianapolis Colts	17	1,811
2. Nick Chubb	Cleveland Browns	14	1,259
3. Joe Mixon	Cincinnati Bengals	16	1,205
4. Najee Harris	Pittsburgh Steelers	17	1,200
5. Dalvin Cook	Minnesota Vikings	13	1,159
6. Antonio Gibson	Washington Football Team	16	1,037
7. Ezekiel Elliott	Dallas Cowboys	17	1,002
8. Elijah Mitchell	San Francisco 49ers	11	963
<b>9. Derrick Henry</b>	<b>Tennessee Titans</b>	<b>8</b>	<b>937</b>
10. Damien Harris	New England Patriots	15	929

**65+ YARD SCRIMMAGE TOUCHDOWNS**

Since the beginning of the 2017 campaign, **Derrick Henry** has scored nine total touchdowns—seven rushing and two receiving—that went for 65 yards or more. He leads the NFL in that time period.

**Most scrimmage touchdowns of 65-plus yards, 2017-21:**

Player	65+ Yard Scrimmage Touchdowns
<b>1. Derrick Henry</b>	<b>9</b>
2. Tyreek Hill	7
<b>3. A.J. Brown</b>	<b>4</b>
Robby Anderson	4
Saquon Barkley	4
Ja'Marr Chase	4
Kenyan Drake	4
JuJu Smith-Schuster	4
Marquez Valdes-Scantling	4
10. (several tied)	3

**Derrick Henry's career scrimmage touchdowns of 65-plus yards:**

Date	Opponent	Rush/Rec	Yards
Dec. 6, 2018	Jacksonville	Rushing	99
Oct. 18, 2020	Houston	Rushing	94
Oct. 18, 2021	Buffalo	Rushing	76
Sept. 9, 2019	at Cleveland	Receiving	75
Dec. 3, 2017	Houston	Rushing	75
Nov. 24, 2019	Jacksonville	Rushing	74
Oct. 16, 2017	Indianapolis	Rushing	72
Nov. 10, 2019	Kansas City	Rushing	68
Dec. 31, 2017	Jacksonville	Receiving	66

**RUSHING TDS OF 50+ YARDS**

Since he entered the NFL as a second-round draft pick in 2016, **Derrick Henry** has had a league-high 11 touchdown runs of at least 50 yards.

**Chris Johnson** (11) and **DeMarco Murray** (two) are the only other Tennessee players in the "Titans era" (1999–present) with more than one total rushing touchdown of at least 50 yards.

**Most rushing touchdowns of 50 yards or more from 2016–2021:**

Player	Rushing TDs
<b>1. Derrick Henry</b>	<b>11</b>
2. Saquon Barkley	6
3. Nick Chubb	5
4. Kenyan Drake	4
5. Isaiah Crowell	3
Aaron Jones	3
Christian McCaffrey	3
Miles Sanders	3
Jonathan Taylor	3
10. (several tied)	2

**RUSHING IN THE FOURTH QUARTER**

Since 2017, running back **Derrick Henry** has accumulated more rushing yards in the fourth quarter than any other NFL running back, including a league-high 523 fourth-quarter rushing yards in 2020.

**Most fourth-quarter rushing yards from 2017–2021:**

Player	Att	Yds	Avg	TD
<b>1. Derrick Henry</b>	<b>337</b>	<b>1,813</b>	<b>5.4</b>	<b>16</b>
2. Nick Chubb	214	1,336	6.2	11
3. Ezekiel Elliott	284	1,258	4.4	11
4. Kareem Hunt	267	1,207	4.5	12
5. Melvin Gordon	243	1,102	4.5	8
6. Todd Gurley	240	1,014	4.2	12
7. Alvin Kamara	239	1,012	4.2	12
8. Dalvin Cook	217	1,011	4.7	10
9. Joe Mixon	243	997	4.1	12
10. Kenyan Drake	199	949	4.8	10





## HENRY'S CAREER 100-YARD RUSHING GAMES

Date	Opp	W/L	No.	Yds.	Avg.	Lg	TD
1/3/21	at Houston	W	34	250	7.4	52t	2
12/6/18	Jacksonville	W	17	238	14.0	99t	4
12/13/20	at Jacksonville	W	26	215	8.3	47	2
10/18/20	Houston	W	22	212	9.6	94t	2
12/29/19	at Houston	W	32	211	6.6	53t	3
1/11/20	at Baltimore*	W	30	195	6.5	66	0
11/10/19	Kansas City	W	23	188	8.2	68t	2
9/19/21	at Seattle	W	35	182	5.2	60t	3
1/4/20	at New England*	W	34	182	5.4	29	1
11/29/20	at Indianapolis	W	27	178	6.6	31	3
12/16/18	at N.Y. Giants	W	33	170	5.2	22	2
11/24/19	Jacksonville	W	19	159	8.4	74t	2
10/3/21	at N.Y. Jets	L	33	157	4.8	22	1
1/6/18	at Kansas City*	W	23	156	6.8	35t	1
12/1/19	at Indianapolis	W	26	149	5.7	34	1
12/20/20	Detroit	W	24	147	6.1	33	1
10/18/21	Buffalo	W	20	143	7.2	76t	3
11/22/20	at Baltimore	W	28	133	4.8	29t	1
10/16/17	Indianapolis	W	19	131	6.9	72t	1
10/10/21	at Jacksonville	W	29	130	4.5	15	3
9/27/20	at Minnesota	W	26	119	4.6	16	2
9/14/20	at Denver	W	31	116	3.7	13	0
9/26/21	Indianapolis	W	28	113	4.0	19	0
11/1/20	at Cincinnati	L	18	112	6.2	21	1
12/3/17	Houston	W	11	109	9.9	75t	1
11/12/20	Indianapolis	L	19	103	5.4	20	0
12/8/19	at Oakland	W	18	103	5.7	24	2
9/29/19	at Atlanta	W	27	100	3.7	16	0

\* Playoffs

## ACTIVE RUSHING AVERAGE LEADERS BY RBs

Among all active NFL running backs at the end of the 2021 campaign, Henry ranked third in career rushing average.

Best career rushing average among all active NFL running backs (through 2021; minimum 750 career attempts):

Player	Rushing Average
1. Nick Chubb	5.30
2. Aaron Jones	5.06
3. <b>Derrick Henry</b>	<b>4.85</b>
4. Dalvin Cook	4.73
5. Alvin Kamara	4.65
6. Kareem Hunt	4.61
7. Christian McCaffrey	4.59
8. Chris Carson	4.55
9. Mark Ingram	4.49
10. Ezekiel Elliott	4.48

## SINGLE-GAME FRANCHISE RUSHING

On Jan. 3, 2021, **Derrick Henry** rushed for 250 yards to break his own franchise single-game record. He now owns five of the top eight single-game rushing totals in team annals.

Most rushing yards in a game, franchise history:

Player	Date	Opponent	Rushing Yards
1. <b>Derrick Henry</b>	1/3/21	at Houston	250
2. <b>Derrick Henry</b>	12/6/18	Jacksonville	238
3. Chris Johnson	11/1/09	Jacksonville	228
4. Eddie George	8/31/97	Oakland	216
	12/10/61	at New York	216
6. <b>Derrick Henry</b>	12/13/20	at Jacksonville	215
7. <b>Derrick Henry</b>	10/18/20	Houston	212
8. <b>Derrick Henry</b>	12/29/19	at Houston	211
9. Earl Campbell	11/16/80	at Chicago	203
Earl Campbell	10/19/80	Tampa Bay	203

## SINGLE-SEASON FRANCHISE RUSHING

**Derrick Henry** recorded the top rushing season in franchise history with 2,027 rushing yards in 2020. He now owns two of the top five rushing seasons in franchise annals.

In 2019, Henry led the NFL with 1,540 yards, which at the time ranked fourth for a single Titans/Oilers season.

Most rushing yards in a season, franchise history:

Player	Season	Att	Yds	Avg	Long	TD
1. <b>Derrick Henry</b>	<b>2020</b>	<b>378</b>	<b>2,027</b>	<b>5.4</b>	<b>94t</b>	<b>17</b>
2. Chris Johnson	2009	358	2,006	5.6	91	14
3. Earl Campbell	1980	373	1,934	5.2	55	13
4. Earl Campbell	1979	368	1,697	4.6	61	19
5. <b>Derrick Henry</b>	<b>2019</b>	<b>303</b>	<b>1,540</b>	<b>5.1</b>	<b>74</b>	<b>16</b>
6. Eddie George	2000	403	1,509	3.7	35	14
7. Earl Campbell	1978	302	1,450	4.8	81	13
8. Eddie George	1997	357	1,399	3.9	30	6
9. Earl Campbell	1981	361	1,376	3.8	43	10
10. Eddie George	1996	335	1,368	4.1	76	8

## SINGLE-SEASON RUSHING TDS, TEAM HISTORY

**Derrick Henry's** 17 rushing touchdowns in 2020 gave him the second-highest single-season total in team history. Only **Earl Campbell**—with 19 rushing touchdowns in 1979—had more.

Most rushing touchdowns in a season, franchise history:

Player	Season	Rushing TDs	
1. Earl Campbell	1979	19	
2. <b>Derrick Henry</b>	<b>2020</b>	<b>17</b>	
3. <b>Derrick Henry</b>	<b>2019</b>	<b>16</b>	
4. LenDale White	2008	15	
5. Eddie George	2000	14	
	Chris Johnson	2009	14
7. Earl Campbell	1978	13	
	Earl Campbell	1980	13
9. <b>Derrick Henry</b>	<b>2018</b>	<b>12</b>	
	Earl Campbell	1983	12
	Eddie George	2002	12

## 1,000 RUSH YARDS/12 TOUCHDOWNS

Titans running back **Derrick Henry** rushed for 2,027 yards and 17 touchdowns in 2020. The performance came after he produced 1,059 rushing yards and 12 rushing touchdowns in 2018, followed by 1,540 rushing yards and 16 rushing touchdowns in 2019.

Henry became the first NFL player since **LaDainian Tomlinson** (2002-07) and the ninth player in NFL history to record at least three consecutive seasons in which he rushed for at least 1,000 yards and 12 touchdowns.

Players in NFL history with 1,000 rushing yards and 12 rushing touchdowns in three consecutive seasons:

Player	Team	Seasons	Total
<b>Derrick Henry</b>	<b>Tennessee</b>	<b>2018–2020</b>	<b>3</b>
LaDainian Tomlinson	San Diego	2002–2007	6
Rudi Johnson	Cincinnati	2004–2006	3
Shaun Alexander	Seattle	2001–2005	5
Terrell Davis	Denver	1996–1998	3
Emmitt Smith	Dallas	1994–1996	3
Barry Sanders	Detroit	1989–1991	3
Eric Dickerson	L.A. Rams	1983–1985	3
Earl Campbell	Houston	1978–1980	3

## 2020 NFL RUSHING LEADERS

Titans running back **Derrick Henry** won the NFL's 2020 rushing title with 2,027 yards in 2020, outdistancing the next-closest competitor by 470 yards (1,557 by **Dalvin Cook**).

Henry became the first player to lead the NFL in rushing in consecutive seasons since **LaDainian Tomlinson** in 2006 and 2007. Since the 1970 AFL-NFL merger, Henry is the eighth different player to lead the league in rushing in back-to-back seasons. The list includes Tomlinson, **O.J. Simpson** (1972-73, 1975-76), **Earl Campbell** (1978-80), **Eric Dickerson** (1983-84), **Emmitt Smith** (1991-93), **Barry Sanders** (1996-97) and **Edgerrin James** (1999-2000).

### NFL rushing yardage leaders in 2020:

Player	Team	Rushing Yards
1. <b>Derrick Henry</b>	<b>Tennessee Titans</b>	<b>2,027</b>
2. Dalvin Cook	Minnesota Vikings	1,557
3. Jonathan Taylor	Indianapolis Colts	1,169
4. Aaron Jones	Green Bay Packers	1,104
5. James Robinson	Jacksonville Jaguars	1,070
6. David Montgomery	Chicago Bears	1,070
7. Nick Chubb	Cleveland Browns	1,067
8. Josh Jacobs	Las Vegas Raiders	1,065
9. Lamar Jackson	Baltimore Ravens	1,005
10. Melvin Gordon	Denver Broncos	986

Henry also led the NFL with 17 rushing touchdowns in 2020. The total was tied for the second most in the NFL in a 10-year span (2011-20). In that time, only **LeGarrette Blount** (18 in 2016) had more than Henry, **Todd Gurley** (17 in 2018) and **LeSean McCoy** (17 in 2011).

### NFL rushing touchdown leaders in 2020:

Player	Team	Rushing TDs
1. <b>Derrick Henry</b>	<b>Tennessee Titans</b>	<b>17</b>
2. Alvin Kamara	New Orleans Saints	16
Dalvin Cook	Minnesota Vikings	16
4. Josh Jacobs	Las Vegas Raiders	12
Cam Newton	New England Patriots	12
Nick Chubb	Cleveland Browns	12
7. Jonathan Taylor	Indianapolis Colts	11
Antonio Gibson	Washington Football Team	11
Kyler Murray	Arizona Cardinals	11
10. Kenyan Drake	Arizona Cardinals	10

## THE 2,000-YARD CLUB

**Derrick Henry** was the eighth player in NFL history to reach the 2,000-yard rushing mark in a season. His 2,027 yards rank fifth all-time.

### All-time NFL single-season rushing leaders:

Player	Team	Season	Rushing Yards
1. Eric Dickerson	Los Angeles Rams	1984	2,105
2. Adrian Peterson	Minnesota Vikings	2012	2,097
3. Jamal Lewis	Baltimore Ravens	2003	2,066
4. Barry Sanders	Detroit Lions	1997	2,053
5. <b>Derrick Henry</b>	<b>Tennessee Titans</b>	<b>2020</b>	<b>2,027</b>
6. Terrell Davis	Denver Broncos	1998	2,008
7. Chris Johnson	Tennessee Titans	2009	2,006
8. O.J. Simpson	Buffalo Bills	1973	2,003



## DERRICK HENRY IN 2020

- Led the NFL and set a franchise record with 2,027 rushing yards in 2020, becoming the eighth player in league annals to rush for at least 2,000 yards in a season. His 2,027 rushing yards gave him the fifth-highest total in NFL history behind **Eric Dickerson's** 2,105 (1984), **Adrian Peterson's** 2,097 (2012), **Jamal Lewis' 2,066** (2003) and **Barry Sanders' 2,053** (1997). Henry broke **Chris Johnson's** franchise mark of 2,006 rushing yards in 2009.
- Named the Associated Press NFL Offensive Player of the Year and was named to his second consecutive Pro Bowl. He won his second consecutive FedEx Ground Player of the Year Award and added first-team AP All-Pro honors. Additionally, he earned first-team All-Pro honors from Pro Football Focus, Pro Football Writers of America and Sporting News and was the 101 Awards AFC Offensive Player of the Year.
- Became the first player since **LaDainian Tomlinson** (2006-07) to lead the NFL in rushing yards in consecutive seasons. Henry previously led the league in 2019 with 1,540 rushing yards.
- Became the fifth all-time NFL player to lead the NFL in rushing yards, attempts and rushing touchdowns in consecutive seasons. It is a feat that had not been attained since Cleveland's **Leroy Kelly** did it from 1967 to 1968. The only other players to achieve it are **Jim Brown** (1958-59), **Steve Van Buren** (1947-49) and **Bill Paschal** (1943-44).
- Established a single-game franchise record with 250 rushing yards on Jan. 3 at Houston. He broke his own club record of 238 rushing yards, established against the Jacksonville Jaguars on Dec. 6, 2018. Henry's 250 rushing yards tied for the 13th-best single-game total in the NFL since 1948.
- Became the first player in NFL history with five career games with at least 200 rushing yards and two rushing touchdowns.
- Became the fourth player in NFL history with at least five career 200-yard rushing games, joining **O.J. Simpson** (six), **Adrian Peterson** (six) and **Tiki Barber** (five).
- Set a career high with 17 rushing touchdowns in 2020, finishing with the second-best total in franchise history behind **Earl Campbell's** 19 rushing touchdowns in 1979.
- Finished the 2020 season with 1,221 rushing yards in road games, the most by any NFL running back since 1948. The previous high was held by **Eric Dickerson**, who had 1,087 rushing yards in road games for the Los Angeles Rams in 1984.
- Dating back to 2019, he had a streak of nine consecutive road games with at least 100 rushing yards, passing **Chris Johnson** (eight games from 2009-10) for the second-longest such streak in NFL history behind only Barry Sanders' 10-game road streak from 1996-97).
- Became the fifth player in NFL history with three 200-yard rushing games in a season, joining **Earl Campbell** (four in 1980), **O.J. Simpson** (1973), **Tiki Barber** (2005) and **Jay Ajayi** (2016).
- Became the first NFL player since **LaDainian Tomlinson** (2002-07) and the ninth player in NFL history to record at least three consecutive seasons in which he rushed for at least 1,000 yards and 12 touchdowns.
- Finished the season with 2,141 scrimmage yards (2,027 rushing and 114 receiving), which ranks second in franchise history behind **Chris Johnson's** 2,509 scrimmage yards in 2009.
- Registered 10 games in 2020 with at least 100 rushing yards to tie **Earl Campbell** (1980) for the third-most in franchise history. Only Campbell in 1979 (11) and **Chris Johnson** in 2009 (12) had more 100-yard rushing games in a Titans/Oilers season than Henry. Henry's 10 100-yard games in 2020 were the most in the NFL since Dallas running back **DeMarco Murray** had 12 in 2014.
- Became the NFL's first player to rush for at least 175 and two touchdowns four times in a season.
- Joined **Terrell Davis** (1997-98), **Shaun Alexander** (2004-05) and **Larry Johnson** (2005-06) as the only players in NFL history to rush for 1,500 yards and 15 touchdowns in two consecutive seasons.
- Established a streak of 20 consecutive games in the regular season and playoffs with at least 18 rushing attempts, the second-longest streak of its kind in the NFL since 1948. The only player with more consecutive 18-carry games in the regular season and postseason



was **Emmitt Smith**, whose streak was 23 games with the Dallas Cowboys from 1995 to 1996.

- Became the first player in NFL history to produce more than one overtime touchdown run in a season. He joined **LaDainian Tomlinson** as the NFL's only players with multiple career touchdown runs in overtime. Tomlinson had three during his career.
- Joined **Bo Jackson, Ahman Green, Chris Johnson** and **Lamar Miller** as the only NFL players to record two career rushing touchdowns of at least 90 yards. Henry joined Miller (two 97-yard touchdown runs) as the only players to ever record multiple touchdown runs of at least 94 yards.

### 300 CARRIES/15 TOUCHDOWNS/5.0 AVG

**Derrick Henry** won the NFL's rushing title with 303 carries for 1,540 yards and 16 touchdowns in 2019. He followed in 2020 with 378 carries for 2,027 yards and 17 touchdowns.

He became the first player in NFL history to produce multiple seasons with a minimum of 300 rushing attempts, a rushing average of at least 5.0 yards per carry and a minimum of 15 rushing touchdowns

The only other players to do so once in their careers are **O.J. Simpson** (1975), **Terrell Davis** (1998), **Priest Holmes** (2002), **Ahman Green** (2003), **Larry Johnson** (2005), **Shaun Alexander** (2005), **LaDainian Tomlinson** (2016), **Ezekiel Elliott** (2016) and **Dalvin Cook** (2020).

**Individual seasons in NFL history with a minimum of 300 rushing attempts, 15 rushing touchdowns and a 5.0 rushing average in a single season:**

Player	Team	Season	Att	Yards	Avg	TD
<b>Derrick Henry</b>	<b>Tennessee</b>	<b>2020</b>	<b>378</b>	<b>2,027</b>	<b>5.4</b>	<b>17</b>
Dalvin Cook	Minnesota	2020	312	1,557	5.0	16
<b>Derrick Henry</b>	<b>Tennessee</b>	<b>2019</b>	<b>303</b>	<b>1,540</b>	<b>5.1</b>	<b>16</b>
Ezekiel Elliott	Dallas	2016	322	1,631	5.1	15
LaDainian Tomlinson	San Diego	2006	348	1,815	5.2	28
Shaun Alexander	Seattle	2005	370	1,880	5.1	27
Larry Johnson	Kansas City	2005	336	1,750	5.2	20
Ahman Green	Green Bay	2003	355	1,883	5.3	15
Priest Holmes	Kansas City	2002	313	1,615	5.2	21
Terrell Davis	Denver	1998	392	2,008	5.1	21
O.J. Simpson	Buffalo	1975	329	1,817	5.5	16

### CONSECUTIVE 100-YARD ROAD GAMES

Titans running back **Derrick Henry** recorded 149 rushing yards at Indianapolis on Dec. 1, 2019. Over the course of the next year, he registered at least 100 rushing yards in eight more consecutive regular season road games, increasing his streak to nine games before it ended with a 98-yard effort at Green Bay on Dec. 27, 2020.

In NFL history, Henry's streak is the second-longest continuous stretch of its kind. Detroit's **Barry Sanders** had 10 road games in a row with 100-plus yards from 1996 to 1997.

**Most consecutive road games with at least 100 rushing yards in NFL history:**

Player	Team	Dates	Games
1. Barry Sanders	Detroit	11/24/1996–12/14/1997	10
2. <b>Derrick Henry</b>	<b>Tennessee</b>	<b>12/1/2019–12/13/2020</b>	<b>9</b>
3. Chris Johnson	Tennessee	10/18/2009–10/18/2010	8
4. Marcus Allen	L.A. Raiders	11/3/1985–9/14/1986	7
5. Arian Foster	Houston	12/22/2011–11/22/2012	6
Gerald Riggs	Atlanta	10/13/1985–12/22/1985	6
DeMarco Murray	Dallas	9/14/2014–12/4/2014	6

### FIVE CONSEC. TEAM GAMES WITH RUSHING TD

**Derrick Henry** recorded a streak in 2020 of at least one rushing touchdown in five consecutive team games. It was his second such streak in as many seasons and tied for the longest such streak in franchise history. **DeMarco Murray** (2016) and **Earl Campbell** (twice—1979 and 1983) are the only other franchise players with five consecutive team games with a rushing touchdown.

**Most consecutive team games with a rushing touchdown, franchise history:**

Player	Season	Consec. Team Games with a Rushing TD
1. <b>Derrick Henry</b>	<b>2020</b>	<b>5</b>
<b>Derrick Henry</b>	<b>2019</b>	<b>5</b>
DeMarco Murray	2016	5
Earl Campbell	1983	5
Earl Campbell	1979	5
6. <b>(eight tied)</b>		<b>4</b>

### 2019 NFL RUSHING LEADERS

Titans running back **Derrick Henry** claimed the NFL's 2019 rushing title with 1,540 yards on 303 carries (5.1 avg.). The next-closest finisher was Cleveland's **Nick Chubb**, who had 1,494 rushing yards.

Henry joined **Billy Cannon** (AFL, 1961), **Earl Campbell** (1978-80) and **Chris Johnson** (2009) as the only running backs in franchise history to lead their respective leagues in rushing.

**NFL rushing leaders in 2019:**

Player	Team	Rushing Yards
1. <b>Derrick Henry</b>	<b>Tennessee Titans</b>	<b>1,540</b>
2. Nick Chubb	Cleveland Browns	1,494
3. Christian McCaffrey	Carolina Panthers	1,387
4. Ezekiel Elliott	Dallas Cowboys	1,357
5. Chris Carson	Seattle Seahawks	1,230
6. Lamar Jackson	Baltimore Ravens	1,206
7. Leonard Fournette	Jacksonville Jaguars	1,152
8. Josh Jacobs	Oakland Raiders	1,150
9. Joe Mixon	Cincinnati Bengals	1,137
10. Dalvin Cook	Minnesota Vikings	1,135

## 2019 TOUCHDOWN LEADERS

Titans running back **Derrick Henry** tied Green Bay's **Aaron Jones** for the NFL lead with 16 rushing touchdowns in 2019.

Additionally, Henry ranked third in the NFL with 18 total touchdowns behind Carolina's **Christian McCaffrey** and Jones, who each scored 19 total touchdowns.

### NFL leaders in rushing touchdowns in 2019:

Player	Team	Rushing TDs
1. <b>Derrick Henry</b>	<b>Tennessee Titans</b>	<b>16</b>
Aaron Jones	Green Bay Packers	16
3. Christian McCaffrey	Carolina Panthers	15
4. Dalvin Cook	Minnesota Vikings	13
5. Todd Gurley	Los Angeles Rams	12
Ezekiel Elliott	Dallas Cowboys	12

### NFL leaders in total touchdowns in 2019:

Player	Team	Total TDs
1. Christian McCaffrey	Carolina Panthers	19
Aaron Jones	Green Bay Packers	19
3. <b>Derrick Henry</b>	<b>Tennessee Titans</b>	<b>18</b>
4. Mark Ingram	Baltimore Ravens	15
5. Ezekiel Elliott	Dallas Cowboys	14
Todd Gurley	Los Angeles Rams	14

## 3 CONSEC. GAMES W/ 200 SCRIMMAGE YDS

From the final week of the 2019 regular season (Dec. 29 at Houston) through the Titans' first two playoff games (Jan. 4 at New England and Jan. 11 at Baltimore), **Derrick Henry** became the **first player in NFL history to rush for at least 180 yards in three consecutive regular season or postseason games**.

He also became only the third player since the 1970 NFL-AFL merger to have 200 scrimmage yards in three consecutive games. The other two players to accomplish the feat were Chicago Bears running back **Walter Payton** (1977) and Pittsburgh Steelers running back **Le'Veon Bell** (2014).

During the 2019 regular season and playoffs, Henry and Carolina Panthers running back **Christian McCaffrey** (two) were the only two players with multiple 200-yard scrimmage games. Together they accounted for five of the 14 such individual performances.

### Most consecutive games with at least 200 scrimmage yards in the regular season and/or postseason, 1970–present:

Player	Team	Dates	Games
1. <b>Derrick Henry</b>	<b>Tennessee</b>	<b>Dec. 29, 2019–Jan. 11, 2020</b>	<b>3</b>
Le'Veon Bell	Pittsburgh	Nov. 17–Dec. 7, 2014	3
Walter Payton	Chicago	Nov. 13–Nov. 24, 1977	3
4. (several tied)			2

## 2018 NFL RUSHING LEADERS

**Derrick Henry** recorded 215 carries in 2018 for 1,059 yards. He ranked second in the AFC in rushing yardage behind Cincinnati's **Joe Mixon** (1,168) and ranked seventh overall in the NFL.

### NFL rushing leaders in 2018 (rushing yards):

Player	Team	Rushing Yards
1. Ezekiel Elliott	Dallas Cowboys	1,434
2. Saquon Barkley	New York Giants	1,307
3. Todd Gurley	Los Angeles Rams	1,251
4. Joe Mixon	Cincinnati Bengals	1,168
5. Chris Carson	Seattle Seahawks	1,151
6. Christian McCaffrey	Carolina Panthers	1,098
7. <b>Derrick Henry</b>	<b>Tennessee Titans</b>	<b>1,059</b>
8. Adrian Peterson	Washington Redskins	1,042
9. Phillip Lindsay	Denver Broncos	1,037
10. Nick Chubb	Cleveland Browns	996

## 2018 RUSHING TOUCHDOWN LEADERS

**Derrick Henry's** scored a career-high 12 rushing touchdowns in 2018. He tied for the third-highest rushing touchdown total in the NFL.

Henry became the first Titans player with 12 rushing touchdowns in a season since **Chris Johnson** had 14 rushing touchdowns in 2009.

### Most rushing touchdowns in 2018:

Player	Team	Rushing TDs
1. Todd Gurley	Los Angeles Rams	17
2. Alvin Kamara	New Orleans Saints	14
3. <b>Derrick Henry</b>	<b>Tennessee Titans</b>	<b>12</b>
4. James Conner	Pittsburgh Steelers	12
5. Saquon Barkley	New York Giants	11
6. Melvin Gordon	Los Angeles Chargers	10
7. Phillip Lindsay	Denver Broncos	9
8. Chris Carson	Seattle Seahawks	9
9. Marlon Mack	Indianapolis Colts	9
10. Jordan Howard	Chicago Bears	9

## DECEMBER TO REMEMBER

In five games in the month of December 2018, **Derrick Henry's** rushing totals included 97 carries for 625 yards and eight touchdowns. His 625 yards were the most by any NFL player in any calendar month in 2018.

Additionally, Henry authored one of only four calendar months for the franchise since 1970 in which a player rushed for at least 600 yards. **Chris Johnson** (800 rushing yards in November 2009) and **Earl Campbell** (633 in October 1980; 662 in November 1980) were the organization's only other players to accomplish the feat in that timespan.

Henry's December rushing totals included 40 yards against the New York Jets (Dec. 2), a franchise-record 238 yards against the Jacksonville Jaguars (Dec. 6), 170 yards at the New York Giants (Dec. 16), 84 yards against the Washington Redskins (Dec. 22) and 93 yards against the Indianapolis Colts (Dec. 30).

For his efforts, Henry was named AFC Offensive Player of the Month.

### Titans/Oilers with 500 rushing yards in any calendar month from 1970-2021 (includes playoffs):

Player	Season	Month	Rushing Yards
1. Chris Johnson	2009	November	800
2. Earl Campbell	1980	November	662
3. Earl Campbell	1980	October	633
4. <b>Derrick Henry</b>	<b>2018</b>	<b>December</b>	<b>625</b>
5. <b>Derrick Henry</b>	<b>2020</b>	<b>November</b>	<b>594</b>
6. <b>Derrick Henry</b>	<b>2021</b>	<b>October</b>	<b>584</b>
7. Earl Campbell	1979	September	569
8. <b>Derrick Henry</b>	<b>2019</b>	<b>December</b>	<b>549</b>
9. Eddie George	2000	October	548
10. Earl Campbell	1979	November	534
11. <b>Derrick Henry</b>	<b>2020</b>	<b>December</b>	<b>520</b>
12. DeMarco Murray	2016	October	511
13. Earl Campbell	1981	October	510

## RUSHING YARDS IN A TWO-GAME SPAN

Following a franchise-record 238 rushing yards against the Jacksonville Jaguars on Dec. 6, 2018, **Derrick Henry** then totaled 170 rushing yards at the New York Giants on Dec. 16 to give him a franchise record of 408 rushing yards in a two-game span.

The previous record of 405 rushing yards in two games was set by **Earl Campbell** in 1980, when Campbell posted 203 yards against Tampa Bay (Oct. 19) and 202 yards against Cincinnati (Oct. 26).

### Most total rushing yards in two consecutive games, franchise history:

Player	Game 1	Yds	Game 2	Yds	Total
<b>Derrick Henry</b>	<b>12/6/18 vs. Jax</b>	<b>238</b>	<b>12/16/18 at NYG</b>	<b>170</b>	<b>408</b>
Earl Campbell	10/19/80 vs. TB	203	10/26/80 vs. Cin	202	405

## RECORD-SETTING NIGHT

On Dec. 6, 2018, **Derrick Henry** had one of the most memorable rushing performances in NFL history on Thursday Night Football. He rushed for a then-team-record 238 yards and four touchdowns (tied franchise record), including a 99-yard touchdown run.

[WATCH: Highlights from Derrick Henry's performance on 12/6/18](#)

Henry's 238 rushing yards set a new franchise record, breaking **Chris Johnson's** mark of 228 yards against the Jaguars on Nov. 1, 2009. It was the highest single-game rushing total in the NFL in 2018 and the league's highest total since **Doug Martin's** 251 rushing yards for the Tampa Bay Buccaneers against the Oakland Raiders on Nov. 4, 2012.

Henry later broke his own record with 250 rushing yard at Houston on Jan. 3, 2021 to take possession of five of the top eight single-game rushing totals in team annals.

### Most rushing yards in a game, franchise history:

Player	Date	Opponent	Rushing Yards
1. <b>Derrick Henry</b>	<b>1/3/21</b>	<b>at Houston</b>	<b>250</b>
2. <b>Derrick Henry</b>	<b>12/6/18</b>	<b>Jacksonville</b>	<b>238</b>
3. Chris Johnson	11/1/09	Jacksonville	228
4. Eddie George	8/31/97	Oakland	216
Billy Cannon	12/10/61	at New York	216
6. <b>Derrick Henry</b>	<b>12/13/20</b>	<b>at Jacksonville</b>	<b>215</b>
7. <b>Derrick Henry</b>	<b>10/18/20</b>	<b>Houston</b>	<b>212</b>
8. <b>Derrick Henry</b>	<b>12/29/19</b>	<b>at Houston</b>	<b>211</b>
9. Earl Campbell	11/16/80	at Chicago	203
Earl Campbell	10/19/80	Tampa Bay	203

In the second quarter, Henry took a handoff from **Marcus Mariota** inside his own one-yard line and raced 99 yards for a touchdown. It was the second 99-yard run in NFL history, tying **Tony Dorsett's** record-setting touchdown run for the Dallas Cowboys against the Minnesota Vikings on Jan. 3, 1983. It was also the team record, topping Johnson's 94-yard touchdown run against the New York Jets on Dec. 17, 2012. The only other runs in franchise history of at least 90 yards were Johnson's 91-yard rush against the Houston Texans on Sept. 20, 2009 and a 91-yarder by Sid Blanks against the Jets on Dec. 13, 1964.

Henry's 99-yard touchdown run tied for the longest scrimmage play in NFL history. It was the 15th such play, including his and Dorsett's runs and 13 passing plays. The last 99-yard scrimmage play before Henry's was New York Giants wide receiver **Victor Cruz's** 99-yard reception from **Eli Manning** against the New York Jets on Dec. 24, 2011.

### Longest runs from scrimmage in NFL history:

Player	Team	Date	Opponent	Rushing Yards
1. <b>Derrick Henry</b>	<b>Tennessee</b>	<b>12/6/18</b>	<b>Jacksonville</b>	<b>99t</b>
Tony Dorsett	Dallas	1/3/83	Minnesota	99t
3. Ronald Jones	Tampa Bay	11/15/20	Carolina	98t
Ahman Green	Green Bay	12/28/03	Denver	98t
5. Lamar Miller	Houston	11/26/18	Tennessee	97t
Lamar Miller	Miami	12/28/14	N.Y. Jets	97t
Andy Uram	Green Bay	10/8/39	Chi. Cardinals	97t
Bob Gage	Pittsburgh	12/4/49	Chi. Bears	97t

Henry scored on a three-yard run in the first quarter, a 99-yard run in the second quarter, a 16-yard run in the third quarter, and finally a 54-yard run in the third quarter. He tied the franchise record and became the third player in franchise history to rush for four touchdowns in a game, joining Earl Campbell (against Miami on Nov. 20, 1978) and Lorenzo White (against Cleveland on Dec. 9, 1990).

The only franchise player with more overall touchdowns in a game than Henry was Oilers running back **Billy Cannon**, who had five total touchdowns (three rushing, two receiving) at the New York Titans on Dec. 10, 1961. Henry became the first NFL player with four rushing touchdowns in a game since New England Patriots running back **Jonas Gray** at Indianapolis on Nov. 16, 2014.

### Most rushing touchdowns in a game, franchise history:

Player	Date	Opponent	Rushing Touchdowns
1. <b>Derrick Henry</b>	<b>12/6/18</b>	<b>Jacksonville</b>	<b>4</b>
Lorenzo White	12/9/90	Cleveland	4
Earl Campbell	11/20/78	Miami	4
4. (several tied)			3

Additionally, Henry's rushing performance against the Jaguars accomplished the following:

- He became the ninth NFL player since 1975 with at least one 90-yard run and at least one 60-yard reception in his career. The others were **Tony Dorsett**, **Garrison Hearst**, **Tiki Barber**, **Chris Johnson**, **Jamaal Charles**, **Herschel Walker**, **Warrick Dunn** and **Adrian Peterson**.
- Henry became the seventh NFL player since the 1970 AFL-NFL merger with at least four rushing touchdowns and at least 200 rushing yards in a game, joining **Clinton Portis**, **Barry Sanders**, **Doug Martin**, **Jonas Gray**, **Mike Anderson** and **Corey Dillon**. Henry became the first to accomplish the feat in fewer than 20 carries (17).
- He matched former Titans running back **Chris Johnson** as the only players in NFL history with a rushing touchdown of at least 90 yards and a rushing touchdown of at least 50 yards in the same game. Johnson accomplished the feat against the Houston Texans on Sept. 20, 2009.
- His 24 points tied for the fourth-highest single-game total in franchise history, trailing only **Billy Cannon** (30 on Dec. 10, 1961), **Rob Bironas** (26 on Oct. 21, 2007) and **George Blanda** (26 on Sept. 18, 1960). **Earl Campbell** (Nov. 20, 1978) and **Lorenzo White** (Dec. 9, 1990) also had 24 points on four touchdowns in a single game.
- His 238 rushing yards and four rushing touchdowns were each the most in any Thursday Night Football game in history.

## RUSHING YARDS IN A SINGLE POSTSEASON

**Derrick Henry** accumulated 446 rushing yards during the 2019 playoffs. He had 182 yards on 34 carries in the wild card round at New England, followed by 195 yards on 30 attempts in the divisional round at Baltimore. In the AFC championship game, he had 69 yards on 19 rushing attempts.

Henry's average of 148.7 rushing yards per game ranked fourth in NFL history for players with at least two games played. Only a trio of Pro Football Hall of Fame members—Denver Broncos running back **Terrell Davis** (156.0 in 1998), Los Angeles Raiders running back **Marcus Allen** (155.3 in 1983) and Washington Redskins running back **John Riggins** (152.5 in 1982) have averaged more rushing yards in a single postseason than Henry.

In Titans/Oilers history, **Eddie George** established the previous record for average rushing yards in a single postseason during the 1999 playoffs. In four games, George carried the ball 108 times for 449 yards, or an average of 112.3 yards per contest.

### Most rushing yards per game in a single NFL postseason (minimum two games):

Player	Team	Season	Games	Rush Yards	Per Game
1. Terrell Davis	Denver	1998	3	468	156.0
2. Marcus Allen	L.A. Raiders	1983	3	466	155.3
3. John Riggins	Washington	1982	4	610	152.5
4. <b>Derrick Henry</b>	<b>Tennessee</b>	<b>2019</b>	<b>3</b>	<b>446</b>	<b>148.7</b>
5. Eric Dickerson	L.A. Rams	1985	2	294	147.0
6. Terrell Davis	Denver	1997	4	581	145.3
7. Arian Foster	Houston	2011	2	285	142.5
8. Thurman Thomas	Buffalo	1990	3	390	130.0
9. Brian Westbrook	Philadelphia	2006	2	257	128.5
10. Fred Taylor	Jacksonville	1998	2	248	124.0

George's 449 yards during the team's run to Super Bowl XXXIV also established the franchise benchmark for most total rushing yards in a single postseason. Henry came within three yards of the mark in one fewer game.

**Most rushing yards in a single postseason, franchise history:**

Player	Season	Games	Rush Yards
1. Eddie George	1999	4	449
2. <b>Derrick Henry</b>	<b>2019</b>	<b>3</b>	<b>446</b>
3. Earl Campbell	1978	3	264
4. Steve McNair	1999	4	209
5. Derrick Henry	2017	2	184

Henry's 2019 playoff rushing yardage total ranked sixth in NFL history. It was the most by any NFL player since George's 1999 postseason.

**Most total rushing yards in a single NFL postseason:**

Player	Team	Season	Games	Rush Yards
1. John Riggins	Washington	1982	4	610
2. Terrell Davis	Denver	1997	4	581
3. Terrell Davis	Denver	1998	3	468
4. Marcus Allen	L.A. Raiders	1983	3	466
5. Eddie George	Tennessee	1999	4	449
6. <b>Derrick Henry</b>	<b>Tennessee</b>	<b>2019</b>	<b>3</b>	<b>446</b>
7. Thurman Thomas	Buffalo	1990	3	390
8. Natrone Means	Jacksonville	1996	3	358
9. Le'Veon Bell	Pittsburgh	2016	3	357
10. Freeman McNeil	N.Y. Jets	1982	3	349

**RUSHING YARDS IN A TITANS PLAYOFF GAME**

On Jan. 4, 2020, **Derrick Henry** rushed for 182 yards and one touchdown on 34 attempts in a wild card playoff victory at New England. In doing so, he set a new franchise single-game postseason record for rushing yards in a game, surpassing **Eddie George's** 162 yards at Indianapolis on Jan. 16, 2000.

One week later, on Jan. 11, 2020, Henry broke his own record, going for 195 rushing yards on 30 carries at Baltimore.

Henry now owns two of the top three rushing games in franchise postseason history.

**Most single-game rushing yards in franchise postseason history:**

Player	Date	Opp	Att	Yds	Avg	TD
1. <b>Derrick Henry</b>	<b>1/11/20</b>	<b>at Bal</b>	<b>30</b>	<b>195</b>	<b>6.5</b>	<b>0</b>
2. <b>Derrick Henry</b>	<b>1/4/20</b>	<b>at NE</b>	<b>34</b>	<b>182</b>	<b>5.4</b>	<b>1</b>
3. Eddie George	1/16/00	at Ind	26	162	6.2	1
4. <b>Derrick Henry</b>	<b>1/6/18</b>	<b>at KC</b>	<b>23</b>	<b>156</b>	<b>6.8</b>	<b>1</b>
5. Earl Campbell	12/31/78	at NE	27	118	4.4	1
6. Eddie George	1/8/00	Buf	29	106	3.7	0
7. Eddie George	1/30/00	StL (SB)	28	95	3.4	2

**SCRIMMAGE YARDS IN A TITANS PLAYOFF GAME**

**Derrick Henry's** 182 rushing yards and 22 receiving yards in the team's wild card playoff victory at New England on Jan. 4, 2020 gave him a franchise-record 204 scrimmage yards.

Henry broke his own record of 191 scrimmage yards in a wild card playoff contest at Kansas City on Jan. 6, 2018 (156 rushing, 35 receiving).

On Jan. 11, 2020, one week after establishing the current record, Henry had 202 scrimmage yards (195 rushing, seven receiving) at Baltimore, giving him the three biggest scrimmage yards totals in franchise postseason history.

Prior to Henry, the organization record stood for 57 years. It was set on Jan. 1, 1961, when **Billy Cannon** had 178 scrimmage yards against the Los Angeles Chargers.

**Most single-game scrimmage yards in franchise postseason history:**

Player	Date	Opp	Rush Yards	Rec Yards	Scrim Yards
1. <b>Derrick Henry</b>	<b>1/4/20</b>	<b>at NE</b>	<b>182</b>	<b>22</b>	<b>204</b>
2. <b>Derrick Henry</b>	<b>1/11/20</b>	<b>at Bal</b>	<b>195</b>	<b>7</b>	<b>202</b>
3. <b>Derrick Henry</b>	<b>1/6/18</b>	<b>at KC</b>	<b>156</b>	<b>35</b>	<b>191</b>
4. Billy Cannon	1/1/61	LAC	50	128	178
5. Eddie George	1/16/00	at Ind	162	14	176
6. Eddie George	1/7/01	Bal	91	52	143
7. Ernest Givins	12/31/89	at Pit	0	136	136

**FRANCHISE PLAYOFF RUSHING LEADERS**

In the 2021 postseason, **Derrick Henry** increased his career playoff totals to 732 rushing yards on 156 attempts. He is second on the franchise's all-time postseason rushing list behind only **Eddie George** (776).

Henry is tied with **Earl Campbell** for third place on the franchise's all-time postseason leaderboard with four rushing touchdowns, trailing **Steve McNair** (six) and George (five).

**Franchise career postseason rushing leaders:**

Player	Games	Att	Yards	Avg	TD
1. Eddie George	9	206	776	3.8	5
2. <b>Derrick Henry</b>	<b>7</b>	<b>156</b>	<b>732</b>	<b>4.7</b>	<b>4</b>
3. Earl Campbell	6	135	420	3.1	4
4. Steve McNair	9	54	349	6.5	6
5. Lorenzo White	7	76	264	3.5	1





# TITANS TIGHT ENDS


No.	Name	Ht	Wt	Exp	College
81	Hooper, Austin	6-4	254	7	Stanford
89	Hudson, Tommy	6-3	255	2	Arizona State
49	Odukoya, Thomas *	6-6	253	R	Eastern Michigan
85	Okonkwo, Chig	6-3	238	R	Maryland
87	Swaim, Geoff	6-4	260	8	Texas
83	Wells, David	6-6	260	2	San Diego State

\* NFL International Allocation

## #81 • TE AUSTIN HOOPER

6-4, 254, 7th Year, Stanford

[Click for complete bio](#)



Tight end **Austin Hooper** is in his seventh NFL season and his first campaign with the Titans in 2022. He was signed by the Titans as a free agent during the 2022 offseason.

Prior to his arrival in Tennessee, Hooper accumulated 298 receptions for 3,024 yards with 23 touchdowns during his time with the Atlanta Falcons (2016-19) and Cleveland Browns (2020-21), registering at least three touchdowns in each of his first six seasons.

The two-time Pro Bowl selection was originally selected by the Falcons in the third round (81st overall) of the 2016 NFL Draft. After his rookie season in 2016, he ranked first among his team's tight ends in receptions each season from 2017 to 2021.

In 2021, Hooper started a career-high 16 games and collected 38 receptions for 345 yards with three touchdowns. The only game he missed was due to time on the reserve/COVID-19 list.

Hooper's first season in Cleveland was 2020. He started 13 games and hauled in 46 passes for 435 yards with four touchdowns during the regular season. In the postseason, he started both contests and registered nine receptions for 62 yards and a score.

In 2019, Hooper enjoyed the most productive season of his career in his final campaign with the Falcons. He generated career-bests of 75 receptions, 787 receiving yards and six touchdown catches.

The San Mateo, Calif., native appeared in 27 games in his two seasons playing at Stanford, where he caught 74 passes for 937 yards and eight touchdowns during his career. As a sophomore in 2015, he was a Mackey Award finalist and was selected to the All-Pac-12 first team after recording 34 catches for 438 yards and six touchdowns.

### Hooper's 2021 Preseason Statistics:

Year	Team	GP	GS	Rec	Yds	Avg	Lg	TD
2022	Ten	1	0	0	0	-	-	0

### Hooper's Career Regular Season Statistics:

Year	Team	GP	GS	Rec	Yds	Avg	Lg	TD
2016	Atl	14	3	19	271	14.3	44	3
2017	Atl	16	8	49	526	10.7	88t	3
2018	Atl	16	7	71	660	9.3	36	4
2019	Atl	13	10	75	787	10.5	35	6
2020	Cle	13	13	46	435	9.5	36	4
2021	Cle	16	16	38	345	9.1	34	3
2022	Ten	0	0	0	0	-	-	0
<b>Totals</b>		<b>88</b>	<b>57</b>	<b>298</b>	<b>3,024</b>	<b>10.1</b>	<b>88t</b>	<b>23</b>

### Hooper's Career Postseason Statistics:

Year	Team	GP	GS	Rec	Yds	Avg	Lg	TD
2016	Atl	3	1	6	65	10.8	19t	1
2017	Atl	2	2	4	18	4.5	5	0
2020	Cle	2	2	9	62	6.9	11	1
<b>Playoff Totals</b>		<b>7</b>	<b>5</b>	<b>19</b>	<b>145</b>	<b>7.6</b>	<b>19t</b>	<b>2</b>

### Hooper's Regular Season Single-Game Highs:

**Receptions** - 10 at Cleveland (11/11/18)  
**Receiving Yards** - 130 vs. Tennessee (9/29/19)  
**Long Reception** - 88t at Chicago (9/10/17)  
**Touchdowns** - 2 at Indianapolis (9/22/19)

### Hooper's Playoff Single-Game Highs:

**Receptions** - 7 at Pittsburgh (1/10/21)  
**Receiving Yards** - 46 at Pittsburgh (1/10/21)  
**Long Reception** - 19t vs. New England (2/5/17)  
**Touchdowns** - 1 (Twice, last at Pittsburgh, 1/10/21)

## RECEPTIONS BY TIGHT ENDS SINCE 2016

Since entering the NFL as a third-round pick in 2016, **Austin Hooper** has been one of the league's most productive tight ends. From 2016 to 2021, only three tight ends—**Travis Kelce**, **Zach Ertz** and **George Kittle**—had more catches than him.

### Most receptions by a tight end since 2016:

Player	Receptions
1. Travis Kelce	565
2. Zach Ertz	466
3. George Kittle	335
4. <b>Austin Hooper</b>	<b>298</b>
5. Kyle Rudolph	297
6. Jared Cook	280
7. Eric Ebron	279
Jimmy Graham	279
9. Darren Waller	268
10. Mark Andrews	263

## STREAKS OF 3+ RECEIVING TOUCHDOWNS

Tight end **Austin Hooper** has had a minimum of three touchdown receptions in every season since entering the NFL in 2016. Among tight ends, only **Travis Kelce** (eight seasons) holds a longer active streak.

### Most consecutive seasons by tight ends with at least three touchdown receptions entering 2022:

Player	Consecutive Seasons
1. Travis Kelce	8
2. <b>Austin Hooper</b>	<b>6</b>
3. Jared Cook	4
Mark Andrews	4
Dallas Goedert	4
6. (five tied)	3





## TITANS WIDE RECEIVERS

No.	Name	Ht	Wt	Exp	College
16	Burks, Treyton	6-2	225	R	Arkansas
10	Fitzpatrick, Dez	6-2	208	2	Louisville
8	Hollister, Cody	6-4	220	3	Arkansas
12	Kinsey, Mason	5-10	202	1	Berry College
13	McMath, Racey	6-3	217	2	Louisiana State
18	Philips, Kyle	5-11	189	R	UCLA
88	Roberson Jr., Reggie	5-11	193	R	Southern Methodist
15	Westbrook-Ikhine, Nick	6-2	211	3	Indiana
2	Woods, Robert	6-0	195	10	Southern California

### #15 • WR NICK WESTBROOK-IKHINE

6-2, 211, 3rd Year, Indiana

[Click for complete bio](#)

Wide receiver **Nick Westbrook-Ikhine** is in his third NFL season in 2022. He was originally signed by the Titans as a rookie free agent on May 7, 2020.

In 2021, Westbrook-Ikhine appeared in 16 games with seven starts. He ranked second on the team and set career highs with 38 receptions, 476 receiving yards and four touchdown catches, and he added three tackles on special teams. Westbrook-Ikhine was named the team's 2021 recipient of the Ed Block Courage Award.

As a rookie in 2020, he appeared in 14 games with one start and totaled three receptions for 33 yards, two special teams tackles and one reception for a two-point conversion. In one playoff game, he registered two catches for 17 yards and a special teams tackle.

A native of Lake Mary, Fla., he appeared in 52 games with 36 starts at Indiana University, where he totaled 144 receptions for 2,226 yards with 16 touchdowns over four seasons. He ranked sixth in school history in catches, seventh in yardage and touchdowns, and tied for seventh in 100-yard receiving games (six). He became the seventh Hoosier to reach 125 receptions and 2,000 yards. As a senior in 2019, he caught 42 passes for 572 yards and five touchdowns.

#### Westbrook-Ikhine's 2022 Preseason Statistics:

Year	Team	GP	GS	Rec	Yds	Avg	Lg	TD
2022	Ten	1	1	1	21	21.0	21	0

#### Westbrook-Ikhine's Career Regular Season Statistics:

Year	Team	GP	GS	Rec	Yds	Avg	Lg	TD
2020	Ten	14	1	3	33	11.0	19	0
2021	Ten	16	7	38	476	12.5	46	4
2022	Ten	0	0	0	0	-	-	0
<b>Totals</b>		<b>30</b>	<b>8</b>	<b>41</b>	<b>509</b>	<b>12.4</b>	<b>46</b>	<b>4</b>

#### Westbrook-Ikhine's Career Postseason Statistics:

Year	Team	GP	GS	Rec	Yds	Avg	Lg	TD
2020	Ten	1	0	2	17	8.5	12	0
2021	Ten	1	0	0	0	-	0	0
<b>Totals</b>		<b>2</b>	<b>0</b>	<b>2</b>	<b>17</b>	<b>8.5</b>	<b>12</b>	<b>0</b>

#### Westbrook-Ikhine's Regular Season Single-Game Highs:

**Receptions** - 7 vs. Houston (11/21/21)

**Receiving Yards** - 107 vs. Houston (11/21/21)

**Long Reception** - 46 vs. Houston (11/21/21)

**Receiving Touchdown** - 1 (Four times, last at Houston, 1/9/22)

#### Westbrook-Ikhine's Playoff Single-Game Highs:

**Receptions** - 2 vs. Baltimore (1/10/21)

**Receiving Yards** - 17 vs. Baltimore (1/10/21)

**Long Reception** - 12 vs. Baltimore (1/10/21)

### #2 • WR ROBERT WOODS

6-0, 195, 10th Year, Southern California

[Click for complete bio](#)



Wide receiver **Robert Woods** is in his 10th NFL season and his first campaign with the Titans in 2022. He was acquired in a March 2022 trade in which the Titans sent a 2023 sixth-round draft pick to the Los Angeles Rams in exchange for Woods.

Prior to arriving in Tennessee, Woods produced 570 receptions for 7,077 yards with 35 touchdown catches in 125 career games. He added 74 rushing attempts for 507 yards and five scores.

Woods entered the league as a second-round pick of the Buffalo Bills in the 2013 NFL Draft out of Southern California and spent his first four NFL seasons with the club. In 57 games with the Bills, he caught 203 passes for 2,451 yards and 12 touchdowns.

In 2017, he went to Los Angeles as an unrestricted free agent and in the next five years totaled 367 receptions for 4,626 yards and 23 receiving for the Rams, culminating with the Rams' Super Bowl LVI championship to conclude the 2021 season.

Woods missed the final eight games of the 2021 regular season and the entire postseason due to a knee injury, but prior to being placed on injured reserve he registered 45 catches for 556 yards and four touchdowns.

In 2020, Woods tied a career-best with 90 receptions for 936 yards with six touchdowns. It was his second consecutive season with 90 catches after reaching the mark in 2019.

In 2018, Woods posted 86 receptions for a career-high 1,219 yards with six touchdowns in his first season with the Rams. His six touchdown catches also established a career high.

The Gardena, Calif., native started all 38 games in his three-year career at the University of Southern California and finished his career as the Trojans' all-time leader with 252 receptions. He placed eighth in program history with 2,930 receiving yards and second with 32 receiving touchdowns.

#### Woods' 2022 Preseason Statistics:

Year	Team	GP	GS	Rec	Yds	Avg	Lg	TD
2022	Ten	0	0	0	0	-	-	0

#### Woods' Career Regular Season Statistics:

Year	Team	GP	GS	Rec	Yds	Avg	Lg	TD
2013	Buf	14	14	40	587	14.7	57	3
2014	Buf	16	15	65	699	10.8	37	5
2015	Buf	14	9	47	552	11.7	37	3
2016	Buf	13	10	51	613	12.0	34	1
2017	LAR	12	11	56	781	13.9	94t	5
2018	LAR	16	16	86	1,219	14.2	39t	6
2019	LAR	15	15	90	1,134	12.6	48	2
2020	LAR	16	16	90	936	10.4	56t	6
2021	LAR	9	9	45	556	12.4	28	4
2022	Ten	0	0	0	0	-	-	0
<b>Totals</b>		<b>125</b>	<b>115</b>	<b>570</b>	<b>7,077</b>	<b>12.4</b>	<b>94t</b>	<b>35</b>

#### Woods' Career Postseason Statistics:

Year	Team	GP	GS	Rec	Yds	Avg	Lg	TD
2017	LAR	1	1	9	142	15.8	38	0
2018	LAR	3	3	17	172	10.1	18	0
2020	LAR	2	2	12	96	8	20	1
2021	LAR	0	0		Injured Reserve			
<b>Playoff Totals</b>		<b>6</b>	<b>6</b>	<b>38</b>	<b>410</b>	<b>10.8</b>	<b>38</b>	<b>1</b>

#### Woods' Regular Season Single-Game Highs:

**Receptions** - 13 (Twice, last at Arizona 12/1/19)

**Receiving Yards** - 172 at Arizona (12/1/19)

**Long Reception** - 94t vs. Houston (11/12/17)

**Receiving Touchdowns** - 2 (Three times, last vs. L.A. Chargers, 9/23/18)

**Rushes** - 4 (Twice, last vs. Chicago, 10/26/20)

**Rushing Yards** - 53 at Seattle (10/7/18)

**Long Rush** - 56 at Seattle (10/7/18)

**Rushing Touchdowns** - 1 (Five times, last at Houston, 10/31/21)



**Woods' Playoff Single-Game Highs:**

- Receptions** - 9 vs. Atlanta (1/6/18)
- Receiving Yards** - 142 vs. Atlanta (1/6/18)
- Long Reception** - 38 vs. Atlanta (1/6/18)
- Receiving Touchdowns** - 1 at Seattle (1/9/21)
- Rushes** - 2 at New Orleans (1/20/19)
- Rushing Yards** - 9 vs. Dallas (1/12/19)
- Long Rush** - 9 vs. Dallas (1/12/19)

**7,000 RECEIVING/500 RUSHING YARDS**

In 2021, **Robert Woods** moved past the 7,000-yard career receiving mark and the 500-yard career rushing mark. In doing so, he joined **Jerry Rice** and **Andre Reed** as the only wide receivers since the 1970 NFL-AFL merger to reach both numbers in a career.

**Wide receivers since 1970 with 7,000 receiving yards and 500 rushing yards:**

Player	Years	Receiving Yards	Rushing Yards
Jerry Rice	1985–2004	22,895	645
Andre Reed	1985–2000	13,198	500
<b>Robert Woods</b>	<b>2013–2021</b>	<b>7,077</b>	<b>507</b>

**RECEPTIONS PER GAME, 2017–2021**

During his five-year tenure with the Los Angeles Rams, **Robert Woods** registered 367 catches for 4,626 yards and 23 touchdowns in 68 games. His 5.4 receptions per game tied for the 11th-best figure in the NFL among qualifiers during that time (minimum 50 games).

**Most receptions per game, 2017–2021 (minimum 50 games):**

Player	Games	Receptions	Receptions per Game
1. Michael Thomas	55	418	7.6
2. Davante Adams	71	506	7.1
3. DeAndre Hopkins	72	472	6.6
4. Keenan Allen	78	509	6.5
5. Christian McCaffrey	58	357	6.2
Travis Kelce	78	480	6.2
7. Cooper Kupp	71	433	6.1
8. Stefon Diggs	77	459	6.0
9. Julio Jones	66	382	5.8
10. Tyreek Hill	75	418	5.6
<b>11. Robert Woods</b>	<b>68</b>	<b>367</b>	<b>5.4</b>
Adam Thielen	70	375	5.4



**TITANS OFFENSIVE LINEMEN**

**CENTERS**

No.	Name	Ht	Wt	Exp	College
60	Jones, Ben	6-3	308	11	Georgia
62	Levin, Corey	6-4	307	4	Chattanooga
67	Newman, Xavier	6-2	297	R	Baylor
68	Wright, Willie	6-3	300	1	Tulsa

**GUARDS**

No.	Name	Ht	Wt	Exp	College
55	Brewer, Aaron	6-1	295	3	Texas State
64	Davis, Nate	6-3	316	4	Charlotte
61	Howerton, Hayden	6-3	300	R	Southern Methodist
73	Jones, Jamarco	6-4	293	5	Ohio State
70	Roos, Jordan	6-3	302	3	Purdue

**TACKLES**

No.	Name	Ht	Wt	Exp	College
69	DiLauro, Christian	6-6	300	1	Illinois
77	Lewan, Taylor	6-7	309	9	Michigan
71	McKenzie, Jalen	6-5	310	R	Southern California
78	Petit-Frere, Nicholas	6-5	316	R	Ohio State
75	Radunz, Dillon	6-6	301	2	North Dakota State
76	Rupcich, Andrew	6-6	318	R	Culver-Stockton

**#64 • G NATE DAVIS**

**6-3, 316, 4th Year, Charlotte**

[Click for complete bio](#)



**Nate Davis** is in his fourth NFL season in 2022. He was selected by the Titans in the third round (82nd overall) of the 2019 NFL Draft.

Davis started 14 games at right guard in 2021, giving him 42 starts in his first three NFL seasons. Additionally, he started each of the club's five playoff games from 2019 to 2021. He helped the Titans finish fifth in the NFL in rushing in 2021 (141.4 rushing yards per game), marking the third consecutive season the Titans ranked in the top five in rushing.

Davis was a part of a 2020 offense that tied for the second-overall ranking in the NFL (396.4 yards per game), finished second in rushing (168.1), and allowed the sixth-fewest sacks (25). Davis helped pave the way for **Derrick Henry** to produce the NFL's eighth all-time 2,000-yard rushing season (2,027).

As a rookie in 2019, Davis played in 13 games with 12 starts at right guard. It was the highest number of starts at guard by a Titans rookie since **Chance Warmack's** 16 starts in 2013. He also started all three of the team's postseason games.

In four seasons at Charlotte (2015-18), Davis appeared in 41 career games with 37 starts. A four-year starter on the offensive line, Davis started at guard from 2015-17 before switching to right tackle for his senior season in 2018.

He is a native of Ashburn, Va.

**Davis' 2022 Preseason Games Played/Games Started:**


Year	Team	GP	GS	Starts by Position
2022	Ten	0	0	

**Davis' Career Regular Season Games Played/Games Started:**

Year	Team	GP	GS	Starts by Position
2019	Ten	13	12	RG-12
2020	Ten	16	16	RG-16
2021	Ten	14	14	RG-14
2022	Ten	0	0	
<b>NFL Totals</b>		<b>43</b>	<b>42</b>	<b>RG-42</b>

**Davis' Career Postseason Games Played/Games Started:**

Year	Team	GP	GS	Starts by Position
2019	Ten	3	3	RG-3
2020	Ten	1	1	RG-1
2021	Ten	1	1	RG-1
<b>Playoff Totals</b>		<b>5</b>	<b>5</b>	<b>RG-5</b>

**#60 • C BEN JONES****6-3, 303, 11th Year, Georgia**[Click for complete bio](#)

Center **Ben Jones** is in his 11th NFL season and his seventh campaign with the Titans in 2022. He was signed as an unrestricted free agent on March 10, 2016.

From 2012 through 2021, Jones appeared in 160 of 161 possible regular season games, including starts in all but one game during his first six seasons in Tennessee. During those six seasons in Tennessee (2016-21), he was one of only eight offensive linemen to start at least 96 of a possible 97 games. He finished the 2021 campaign with an active streak of 40 consecutive starts, ranking third among centers.

Jones started all 17 games in 2021 and helped the Titans finish fifth in the NFL in rushing (141.4 rushing yards per game), marking the fifth time in his six seasons in Tennessee that he helped the offense rank in the top five in rushing.

From 2016 through 2021, the Titans averaged 137.7 rushing yards per game, posting the second-highest average in the NFL behind only the Baltimore Ravens (150.6). The Titans joined the Dallas Cowboys and Indianapolis Colts as the only teams in those six seasons to produce four individual 1,000-yard rushing seasons—three by **Derrick Henry** and one by **DeMarco Murray**.

In 2020, Jones started every game at center and was a part of an offense that tied for the second-overall ranking in the NFL (396.4 yards per game), finished second in rushing (168.1), and allowed the sixth-fewest sacks (25). He helped pave the way for Henry to produce the NFL's eighth all-time 2,000-yard rushing season (2,027).

In 2019, Jones captained an offensive line that helped Henry win the NFL's rushing title (1,540 yards). He started all three playoff games en route to an AFC Championship Game appearance.

On Dec. 12, 2019, Jones was named the Titans nominee for the Walter Payton NFL Man of the Year Award. Considered one of the league's most prestigious honors, the award recognizes an NFL player for outstanding community service activities off the field, as well as excellence on the field.

On Nov. 3, 2019, Jones' streak of 120 consecutive games played and 88 consecutive starts came to an end when he was deactivated with a concussion. At the time, Jones' consecutive games streak tied Kansas City's **Mitchell Schwartz** for the longest active streak in the NFL among offensive linemen, and his starting streak ranked first in the NFL among all centers.

Jones started all 16 games at center in 2018, registering a start in every contest for the fifth consecutive season, dating back to his third year in Houston (2014).



In his first year in Tennessee, Jones played a key role in an offensive turnaround. He was a key cog in helping the Titans finish 11th overall in offense, third in rushing and tied for seventh in fewest sacks allowed.

Jones was originally selected by the Houston Texans in the fourth round (99th overall) of the 2012 NFL Draft. Over the following four seasons, he started contests at center and both guard spots. He was a starter on two playoff teams in Houston (2012 and 2015).

In 2015, Jones started every game at center, extending his streak of consecutive regular season games played to 64, which was the second-longest active streak among NFL centers at the conclusion of the season.

A native of Centreville, Ala., Jones attended the University of Georgia, where his 49 total starts ranked third in school annals. He was a two-time All-SEC selection by the league's coaches and was named to Georgia's Team of the Decade. As a senior (2011), the team captain earned All-SEC first-team honors.

**Jones' 2022 Preseason Games Played/Games Started:**

Year	Team	GP	GS	Starts by Position
2022	Ten	0	0	

**Jones' Career Regular Season Games Played/Games Started:**

Year	Team	GP	GS	Starts by Position
2012	Hou	16	10	RG-10
2013	Hou	16	1	RG-1
2014	Hou	16	16	LG-16
2015	Hou	16	16	C-16
2016	Ten	16	16	C-16
2017	Ten	16	16	C-16
2018	Ten	16	16	C-16
2019	Ten	15	15	C-15
2020	Ten	16	16	C-16
2021	Ten	17	17	C-17
2022	Ten	0	0	
<b>NFL Totals</b>		<b>160</b>	<b>139</b>	<b>C-112, LG-16, RG-11</b>

**Jones' Career Postseason Games Played/Games Started:**

Year	Team	GP	GS	Starts by Position
2012	Hou	2	2	RG-2
2015	Hou	1	1	C-1
2017	Ten	2	2	C-2
2019	Ten	3	3	C-3
2020	Ten	1	1	C-1
2021	Ten	1	1	C-1
<b>Playoff Totals</b>		<b>10</b>	<b>10</b>	<b>C-8, RG-2</b>

**#77 • T TAYLOR LEWAN****6-7, 309, 9th Year, Michigan**[Click for complete bio](#)

Tackle **Taylor Lewan** is in his ninth NFL season in 2022. He was selected by the Titans with the 11th overall pick of the 2014 NFL Draft.

In 2021, Lewan returned from a season-ending injury in 2020 to start in 13 games. He helped the Titans finish fifth in the NFL in rushing (141.4 rushing yards per game), marking the fifth time during his career in Tennessee that the offense ranked in the top five in rushing.

During the franchise's "Titans era," beginning in 1999, Lewan's 98 starts at the conclusion of 2021 ranked ninth for the club. Among Titans offensive linemen, only **Michael Roos** (148), **Benji Olson** (139), **David Stewart** (116) and **Brad Hopkins** (101) had more starts than Lewan from 1999 through 2021.

Lewan's 2020 season was cut short after he was placed on injured reserve on Oct. 19, 2020, one day after suffering a knee injury against the Houston Texans. He started each of the team's first five games of the season.

In 2019, Lewan registered 12 starts during the regular season, anchoring an offensive line that helped running back **Derrick Henry** win the NFL's rushing title (1,540 yards). He started all three playoff games, including the AFC Championship Game.

Lewan was named to the Pro Bowl for the third consecutive season in 2018. He played and started in 15 of the team's 16 games at left tackle, marking his fourth consecutive season with at least 15 starts.

In 2017, Lewan became the team's first offensive lineman to make multiple Pro Bowls since center **Kevin Mawae** from 2008–2009.



Lewan started all 16 games for the second consecutive season in 2017 and added starts in both postseason contests.

In 2016, Lewan started all 16 games for the first time. The left tackle was the anchor a line that helped the Titans finish 11th overall in offense, third in rushing and tied for seventh in fewest sacks allowed.

In 2015, Lewan started the first 15 games of the season at left tackle before missing the finale with a concussion.

As a rookie in 2014, Lewan played in 11 games with six starts before suffering an ankle injury. He played as a reserve for the first five games and then started in six consecutive contests before the injury caused him to be inactive the final five weeks. For his efforts, Lewan was named to the Pro Football Writers of America All-Rookie Team.

In four seasons at Michigan, Lewan appeared in 50 games with 48 starts at left tackle. He started the final 41 games of his career and was named the Big Ten Conference Offensive Lineman of the Year in 2012 and 2013. As a senior in 2013, he started all 13 games at left tackle for the third consecutive season and was named second-team *Associated Press* All-American.

At the 2014 NFL Scouting Combine, he ran the 40-yard dash in 4.87 seconds, beating all other offensive linemen in his class and clocking the fourth-fastest time among offensive linemen in the last five years (2010-14). He also ranked among the top offensive linemen at the 2014 combine in the broad jump (first at nine feet, nine inches), vertical jump (tied for third at 30.5 inches) and three-cone drill (fourth at 7.39 seconds).

A native of Cave Creek, Ariz., Lewan became the first offensive tackle selected by the Titans/Oilers in the first round since tackle Brad Hopkins (13th overall) in 1993.

**Lewan's 2022 Preseason Games Played/Games Started:**

Year	Team	GP	GS	Starts by Position
2022	Ten	1	1	LT-1

**Lewan's Career Regular Season Games Played/Games Started:**

Year	Team	GP	GS	Starts by Position
2014	Ten	11	6	LT-6
2015	Ten	15	15	LT-15
2016	Ten	16	16	LT-16
2017	Ten	16	16	LT-16
2018	Ten	15	15	LT-15
2019	Ten	12	12	LT-12
2020	Ten	5	5	LT-5
2021	Ten	13	13	LT-13
2022	Ten	0	0	
<b>NFL Totals</b>		<b>103</b>	<b>98</b>	<b>LT-98</b>

**Lewan's Career Postseason Games Played/Games Started:**

Year	Team	GP	GS	Starts by Position
2017	Ten	2	2	LT-2
2019	Ten	3	3	LT-3
2020	Ten	0	0	
2021	Ten	1	1	LT-1
<b>Playoff Totals</b>		<b>6</b>	<b>6</b>	<b>LT-6</b>



# TITANS DEFENSIVE LINEMEN

No.	Name	Ht	Wt	Exp	College
96	Autry, Denico	6-5	285	9	Mississippi State
94	Hand, Da'Shawn	6-3	297	5	Alabama
90	Jones, Naquan	6-3	313	2	Michigan State
91	Murchison, Larrell	6-2	297	3	North Carolina State
68	Okuyinonu, Sam	6-1	269	R	Maryland
72	Peevy, Jayden	6-5	308	R	Texas A&M
98	Simmons, Jeffery	6-4	305	4	Mississippi State
97	Strong, Kevin	6-4	295	4	Texas-San Antonio
93	Tart, Teair	6-2	304	3	Florida International
95	Walker, DeMarcus	6-4	280	6	Florida State

## #96 • DL DENICO AUTRY

6-5, 285, 9th Year, Mississippi State

[Click for complete bio](#)



Defensive lineman **Denico Autry** is in his ninth NFL season and his second season with the Titans in 2022. He was signed by the Titans as an unrestricted free agent on March 19, 2021.

In 2021, Autry appeared in all 17 games with 11 starts and finished second on the team with nine sacks. His sack total tied his career high, matching the nine sacks he had in 2018 as a member of the Indianapolis Colts. He added 32 tackles, 44 quarterback pressures, 10 tackles for loss and six passes defended.

Over a four-season stretch from 2018 to 2021, Autry posted 29 sacks, ranking fifth among all NFL defensive tackles. Only **Aaron Donald** (59), **Chris Jones** (41), **DeForest Buckner** (36) and **Cameron Heyward** (31) had more during that time.

Autry also has been one of the NFL's best in blocking opponent kicks and punts. From 2014 to 2021, he recorded a league-high total of nine blocks, getting a hand on five extra point attempts, one punt and three field goals, including a blocked field goal in 2021.

After entering the NFL as a rookie free agent with the Oakland Raiders in 2014, Autry played four seasons with the Raiders (2014-17) and then three seasons with the Indianapolis Colts (2018-20). During that time he appeared in 96 games with 56 starts and amassed 200 tackles, 30.5 sacks, 53 quarterback hits, 17 passes defended, three forced fumbles and three fumble recoveries.

In 2020, Autry collected 33 tackles, 7.5 sacks, 10 quarterback pressures and nine tackles for loss in 14 games with the Colts. His 13 starts were the second-highest total of his career (14 in 2019).

In 2018, Autry led the Colts with a career-best nine sacks in his first season in Indianapolis. He also posted career highs with 13 tackles for loss and two forced fumbles.

The Albemarle, N.C., native played in 26 games (23 starts) in two seasons at Mississippi State University, totaling 73 tackles, 16 tackles for loss, six sacks and three forced fumbles. He spent his first two collegiate seasons at East Mississippi Community College where he was an NJCAA All-American and national champion.

**Autry's 2022 Preseason Statistics:**

Year	Team	GP	GS	Tackle	Sack	QBP	TFL	Int	PD	FF	FR
2022	Ten	0	0	0	0.0	0	0	0	0	0	0

**Autry's Career Regular Season Statistics:**

Year	Team	GP	GS	Tackle	Sack	QBP	TFL	Int	PD	FF	FR
2014	Oak	10	0	13	0.0	1	3	0	0	0	0
2015	Oak	14	8	29	3.0	7	6	0	4	0	0
2017	Oak	16	3	35	5.0	9	9	0	7	0	0
2018	Ind	12	11	37	9.0	11	13	0	1	2	1
2019	Ind	14	14	32	3.5	11	4	0	4	1	0
2020	Ind	14	13	33	7.5	10	9	0	0	0	0
2021	Ten	17	11	32	9.0	44	10	0	6	0	0
2022	Ten	0	0	0	0.0	0	0	0	0	0	0
<b>Totals</b>		<b>113</b>	<b>67</b>	<b>248</b>	<b>39.5</b>	<b>97</b>	<b>60</b>	<b>0</b>	<b>25</b>	<b>3</b>	<b>3</b>

**Autry's Career Postseason Statistics:**

Year	Team	GP	GS	Tackle	Sack	QBP	TFL	Int	PD	FF	FR
2016	Oak	1	0	3	0.0	0	2	0	1	0	0
2018	Ind	2	2	4	1.0	3	2	0	0	0	0
2020	Ind	1	1	4	1.5	2	1	0	0	1	0
2021	Ten	1	1	3	1.5	2	0	0	1	0	0
<b>Totals</b>		<b>1</b>	<b>1</b>	<b>3</b>	<b>1.5</b>	<b>2</b>	<b>0</b>	<b>0</b>	<b>1</b>	<b>0</b>	<b>0</b>

**Autry's Regular Season Single-Game Highs:**

- Tackles** - 9 vs. Houston (9/30/18)
- Sacks** - 3 at Jacksonville (12/2/18)
- Forced Fumbles** - 2 at Jacksonville (12/2/18)
- Fumble Recovery** - 1 (Three times, last vs. Miami, 11/25/18)
- Pass Defensed** - 2 (Three times, last at L.A. Rams, 11/7/21)
- Tackles for Loss** - 4 vs. Houston (9/30/18)

**Autry's Playoff Single-Game Highs:**

- Tackles** - 4 (Three times, last at Buffalo, 1/9/21)
- Sacks** - 1.5 (Twice, last vs. Cincinnati, 1/22/22)
- Forced Fumbles** - 1 at Buffalo (1/9/21)
- Passes Defensed** - 1 (Twice, last vs. Cincinnati, 1/22/22)
- Tackles for Loss** - 2 (Twice, last at Kansas City, 1/12/19)

**SACKS BY DTs FROM 2018-21**

In the past four seasons, Titans defensive tackle **Denico Autry** ranks in the NFL's top five in sacks among players at his position. From 2018 to 2020, when Autry played for the Indianapolis Colts, he produced a total of 20 sacks. During that time, only five NFL players whose primary position was defensive tackle (or nose tackle) had more sacks than him.

**Most total sacks among defensive tackles or nose tackles (primary position) from 2018 to 2021:**

Player	Sacks
1. Aaron Donald	59.0
2. Chris Jones	41.0
3. DeForest Buckner	36.0
4. Cameron Heyward	31.0
5. <b>Denico Autry</b>	<b>29.0</b>
6. Jonathan Allen	25.0
7. Fletcher Cox	24.0
8. Arik Armstead	22.5
Javon Hargrave	22.5
10. Jarran Reed	21.5



**MOST TOTAL BLOCKS FROM 2014-2021**

During his first eight NFL seasons (2014-21), **Denico Autry** recorded a total of nine blocks, getting a hand on five extra point attempts, three field goals and one punt. Autry led the NFL in total blocks during that time, four ahead of the next-closest players on the list (five by **Margus Hunt** and **Ra'Shede Hageman**).

In 2021, Autry's first season in Tennessee, he was credited with a field goal block against the Miami Dolphins on Jan. 2.


**Most total blocked field goals, extra points and punts from 2014 to 2020:**

Player	Blocked ...			Total
	FG	PAT	Punt	
1. <b>Denico Autry</b>	<b>3</b>	<b>5</b>	<b>1</b>	<b>9</b>
2. Margus Hunt	2	3	0	5
Ra'Shede Hageman	1	4	0	5
4. William Gholston	2	2	0	4
Vincent Taylor	3	1	0	4
Shelby Harris	4	0	0	4
Cory Littleton	0	0	4	4
Derek Barnett	2	2	0	4
Henry Anderson	2	1	1	4
10. (several tied)				3

**#98 • DT JEFFERY SIMMONS**

**6-4, 305, 4th Year, Mississippi State**

[Click for complete bio](#)



Defensive lineman **Jeffery Simmons** is in his fourth NFL season in 2022. He was selected by the Titans in the first round (19th overall) of the 2019 NFL Draft.

Before the start of the 2021 season, Simmons was named a team captain for the first time in his career, and he went on to become one of six players on the roster to start all 17 games. He was named to his first career Pro Bowl and added Associated Press second-team All-Pro honors after setting career highs in several categories, including sacks (8.5), tackles (54), quarterback pressures (58), tackles for loss (12) and passes defensed (six). He led the squad in pressures and placed third in sacks. Among all defensive tackles in the NFL, his 8.5 sacks ranked sixth. In the divisional playoffs, he set a franchise postseason record with three sacks.

In 2020, Simmons appeared and started in 15 games. With three defensive fumble recoveries, he tied **Chase Young** for the most in the NFL in 2020 and was the first Titans defender with three fumble recoveries in a season since 2005, when linebacker **Brad Kassell** accomplished the feat. Simmons ranked second on the team with 19 quarterback pressures and added 49 tackles, three sacks, three tackles for loss, five passes defensed and one forced fumble. In the franchise's "Titans era" (since 1999), he became the first player to post at least three fumble recoveries, three sacks and five passes defensed in the same season. He also had three tackles and a tackle for loss in one playoff contest.

Simmons began his rookie season on the non-football injury list due to a knee injury he suffered during training in February 2019. He missed the first six games of the season before joining the 53-man roster in Week 7.

His rookie totals included 40 tackles, two sacks, two tackles for loss, 14 quarterback pressures and one pass defensed in nine games (seven starts). He added four tackles, three quarterback pressures and a fumble recovery in three playoff contests.

During a three-year career as a defensive tackle at Mississippi State, Simmons appeared in 38 contests with 28 starts. He finished his career ranked sixth in school history with 32.5 in tackles for loss. He also tied for sixth in MSU annals with five forced fumbles and tied for fourth with three blocked kicks. His totals also included 163 tackles, seven sacks, seven passes defensed and two defensive touchdowns.

He was a first-team All-SEC selection as a sophomore and junior and was one of two players in the nation to be named a Bednarik Award Semifinalist in both 2017 and 2018.

As a junior in 2018, Simmons was named second-team All-American after totaling 63 tackles, 17 tackles for loss and two sacks. His 17 tackles for loss led the team, ranked fourth in the SEC and were the third-most in single-season school history.



During his sophomore season (2017), he set a career high with five sacks and added 12 tackles for loss. With three total blocked kicks and punts, he became the first SEC player since 2004 to lead the nation in the category.

Simmons is a native of Macon, Miss.

**Simmons' 2022 Preseason Statistics:**

Year	GP	GS	Tackle	Sack	QBP	TFL	Int	PD	FF	FR
2022	0	0	0	0.0	0	0	0	0	0	0

**Simmons' Career Regular Season Statistics:**

Year	GP	GS	Tackle	Sack	QBP	TFL	Int	PD	FF	FR
2019	9	7	40	2.0	14	2	0	1	0	0
2020	15	15	49	3.0	20	3	0	5	1	3
2021	17	17	54	8.5	58	12	0	6	0	0
2022	0	0	0	0.0	0	0	0	0	0	0
<b>Totals</b>	<b>41</b>	<b>39</b>	<b>143</b>	<b>13.5</b>	<b>92</b>	<b>17</b>	<b>0</b>	<b>12</b>	<b>1</b>	<b>3</b>

**Simmons' Career Postseason Statistics:**

Year	GP	GS	Tackle	Sack	QBP	TFL	Int	PD	FF	FR
2019	3	0	4	0.0	3	0	0	0	0	1
2020	1	1	3	0.0	0	1	0	0	0	0
2021	1	1	8	3.0	3	3	0	0	0	0
<b>Totals</b>	<b>5</b>	<b>2</b>	<b>15</b>	<b>3.0</b>	<b>6</b>	<b>4</b>	<b>0</b>	<b>0</b>	<b>0</b>	<b>1</b>

**Simmons' Regular Season Single-Game Highs:**

- Tackles** - 7 vs. Cleveland (12/6/20)
- Sacks** - 3 at Los Angeles Rams (11/7/21)
- Forced Fumbles** - 1 vs. Chicago (11/8/20)
- Fumble Recoveries** - 1 (Three times, last vs. Detroit, 12/20/20)

**Simmons' Playoff Single-Game Highs:**

- Tackles** - 8 vs. Cincinnati (1/22/22)
- Sacks** - 3 vs. Cincinnati (1/22/22)
- Fumble Recoveries** - 1 at Baltimore (1/11/20)

**TACKLES, SACKS & PASSES DEFENSED IN '21**

In 2021, **Jeffery Simmons** was named to his first Pro Bowl after setting career highs with 54 tackles, 8.5 sacks and six passes defended. He was one of only five NFL players to produce at least 50 tackles, eight sacks and six passes defended during the season, joining **Maxx Crosby**, **Cameron Jordan**, **Cameron Heyward** and **T.J. Watt**. Simmons and Heyward were the only interior defensive linemen in the league to accomplish the feat.

**NFL players in 2021 with a minimum of 50 tackles, eight sacks and five passes defended:**

Player	Team	Total Tackles	Sacks	Passes Defended
Cameron Heyward	Pittsburgh	89	10.0	9
Maxx Crosby	Las Vegas	56	8.0	7
T.J. Watt	Pittsburgh	64	22.5	7
Cameron Jordan	New Orleans	59	12.5	6
<b>Jeffery Simmons</b>	<b>Tennessee</b>	<b>54</b>	<b>8.5</b>	<b>6</b>

**TITANS INSIDE LINEBACKERS**

No.	Name	Ht	Wt	Exp	College
45	Campbell, Chance	6-2	232	R	Mississippi
53	Cole, Dylan	6-0	237	6	Missouri State
41	Cunningham, Zach	6-3	238	6	Vanderbilt
50	Gibbens, Jack	6-3	242	R	Minnesota
42	Jones, Joe	6-0	240	6	Northwestern
51	Long Jr., David	5-11	227	4	West Virginia
56	Rice, Monty *	6-0	233	2	Georgia

\* Physically Unable to Perform (PUP)

**#41 • ILB ZACH CUNNINGHAM**

**6-3, 238, 6th Year, Vanderbilt**

[Click for complete bio](#)



Inside linebacker **Zach Cunningham** is in his sixth NFL season and his second season with the Titans in 2022. He was claimed off waivers from the Houston Texans on Dec. 9, 2021.

After joining the Titans, Cunningham started the final four games of the 2021 regular season and led the defense over that stretch with 25 tackles. His totals also included three tackles for loss and one stop on special teams. In the team's divisional playoff contest, he led the defense with 10 tackles.

Cunningham joined the Titans after four-plus seasons (2017-21) in Houston, where he appeared in 72 games with 66 starts. During his time with the Texans, he tallied 570 tackles, 26 tackles for loss, 6.5 sacks, five forced fumbles, three fumble recoveries and one interception.

In 2020, he started all 16 games and led the NFL with 163 total tackles while also notching a single-season career high with three sacks. He tallied 14 tackles (nine solo) in Week 16 against Cincinnati. He also joined **J.J. Watt** as the only players in Texans history with at least 10 total tackles, one tackle for loss and one forced fumble in a single game in Week 17 vs. Tennessee.

In 2019, Cunningham started in all 16 regular season games and both postseason contests. He finished the season with 137 total tackles, seven tackles for loss, two sacks, three quarterback hits, two passes defended and two fumble recoveries, while tallying five tackles on special teams. His 137 tackles led the AFC and ranked seventh in the NFL, and he was the only player in the NFL to record over 100 tackles on defense and at least five tackles on special teams.



In 2018, he tied for the Texans team lead with a then-career-high 105 total tackles, five passes defended, one interception returned for a touchdown, three tackles for loss, two forced fumbles and one fumble recovery.

As a rookie in 2017, Cunningham finished second on the team with 82 total tackles to go along with six passes defended, five tackles for loss, two quarterback hits, 1.5 sacks and one forced fumble in 16 games. He tied for second among all NFL rookies in total tackles and fourth in franchise history among Houston rookies. He was the first player in franchise history to record 80 total tackles and eight special teams tackles in a single season.

The Pinson, Ala., native played three seasons (2014-16) at Vanderbilt University after redshirting the 2013 campaign. He finished his Commodores career ranked third in program history with 39.5 tackles for loss and totaled 295 career tackles.

Cunningham was originally selected by the Texans in the second round (57th overall) of the 2017 NFL Draft.

**Cunningham's 2022 Preseason Statistics:**

Year	Team	GP	GS	Tackle	Sack	QBP	TFL	Int	PD	FF	FR
2022	Ten	0	0	0	0.0	0	0	0	0	0	0

**Cunningham's Career Regular Season Statistics:**

Year	Team	GP	GS	Tackle	Sack	QBP	TFL	Int	PD	FF	FR
2017	Hou	16	13	82	1.5	2	5	0	6	1	0
2018	Hou	14	14	105	0.0	2	3	1	5	2	1
2019	Hou	16	16	137	2.0	3	7	0	2	0	2
2020	Hou	16	16	163	3.0	4	7	0	2	1	0
2021	Hou/Ten	14	11	92	0.0	1	7	0	3	1	0
2022	Ten	0	0	0	0.0	0	0	0	0	0	0
<b>Totals</b>		<b>76</b>	<b>70</b>	<b>579</b>	<b>6.5</b>	<b>12</b>	<b>29</b>	<b>1</b>	<b>18</b>	<b>5</b>	<b>3</b>

**Cunningham's Career Postseason Statistics:**

Year	Team	GP	GS	Tackle	Sack	QBP	TFL	Int	PD	FF	FR
2018	Hou	1	1	7	0.0	1	0	0	1	0	0
2019	Hou	2	2	16	0.0	1	2	0	2	0	0
2021	Ten	1	1	10	0.0	0	1	0	0	0	0
<b>Totals</b>		<b>4</b>	<b>4</b>	<b>33</b>	<b>0.0</b>	<b>2</b>	<b>3</b>	<b>0</b>	<b>3</b>	<b>0</b>	<b>0</b>

**Cunningham's Regular Season Single-Game Highs:**

- Tackles** - 16 (Twice, last vs. Denver 12/8/19)
- Sacks** - 1 (Five times, last at Jacksonville 11/8/20)
- Interceptions** - 1 vs. Cleveland (12/2/18)
- Passes Defended** - 3 vs. Pittsburgh (12/25/17)
- Forced Fumble** - 1 (Five times, last at Tennessee 11/21/21)
- Fumble Recovery** - 1 (Three times, last at Jacksonville 11/3/19)

**Cunningham's Playoff Single-Game Highs:**

- Tackles** - 10 vs. Cincinnati (1/22/22)
- Passes Defended** - 1 (Three times, last at Kansas City 1/12/20)

**TACKLES FROM 2019 TO 2021**

From 2019 to 2021, Titans inside linebacker **Zach Cunningham** had the third-highest tackle total in the NFL, according to press box tackle statistics. During that time, most of it spent with the Houston Texans, Cunningham tallied 392 total stops, trailing only Seattle's **Bobby Wagner** (467) and Chicago's **Roquan Smith** (402).

**Most total tackles from 2019 to 2021 (press box statistics):**

Player	Total Tackles
1. Bobby Wagner	467
2. Roquan Smith	402
3. <b>Zach Cunningham</b>	<b>392</b>
4. Joe Schobert	386
5. Jordan Hicks	384
6. Fred Warner	380
7. Darius Leonard	375
8. De'Vondre Campbell	373
9. Foye Oluokun	365
10. Budda Baker	363

**#51 • ILB DAVID LONG JR.**

5-11, 227, 4th Year, West Virginia

[Click for complete bio](#)



Linebacker **David Long Jr.** is in his fourth NFL season in 2022. He was selected by the Titans in the sixth round (188th overall) of the 2019 NFL Draft.

In 2021, Long was limited to 10 total games due to injuries but nevertheless set a career high with nine starts. He also established career bests in tackles (75), quarterback pressures (six), tackles for loss (four), interceptions (two) and passes defended (six). His average of 7.5 tackles per game led the team.

In 2020, Long appeared in 14 games with five starts at inside linebacker. He totaled 50 tackles, one quarterback pressure, two tackles for loss, two passes defended and four stops on special teams. He recorded a start in the playoffs and tallied five tackles and one quarterback pressure.

As a rookie in 2019, Long appeared in 14 games during the regular season. He also played in all three playoff contests with one start.

During a three-year career at West Virginia, he played in 34 games with 31 starts and totaled 252 tackles, 14 sacks and 40 career tackles for loss which tied for third place on West Virginia's all-time list. In his final campaign in 2018, tied for the single-season program record with 19 tackles for loss.

As a junior at West Virginia in 2018, he was selected Big 12 Defensive Player of the Year by the coaches and the Associated Press. He also received second-team All-America honors by the Associated Press and first-team All-Big 12 accolades by the Associated Press.

Long is a native of Cincinnati, Ohio.

**Long's 2022 Preseason Statistics:**

Year	GP	GS	Tackle	Sack	QBP	TFL	Int	PD	FF	FR
2022	0	0	0	0.0	0	0	0	0	0	0

**Long's Career Regular Season Statistics:**

Year	GP	GS	Tackle	Sack	QBP	TFL	Int	PD	FF	FR
2019	14	0	15	0.0	0	2	0	1	1	0
2020	14	5	50	0.0	1	2	0	2	0	0
2021	10	9	75	0.0	6	4	2	6	0	0
2022	0	0	0	0.0	0	0	0	0	0	0
<b>Totals</b>	<b>38</b>	<b>14</b>	<b>140</b>	<b>0.0</b>	<b>7</b>	<b>8</b>	<b>2</b>	<b>9</b>	<b>1</b>	<b>0</b>

**Long's Career Postseason Statistics:**

Year	GP	GS	Tackle	Sack	QBP	TFL	Int	PD	FF	FR
2019	3	1	16	0.0	0	2	0	0	0	0
2020	1	1	5	0.0	1	0	0	0	0	0
2021	1	1	8	1.0	1	1	0	0	0	0
<b>Totals</b>	<b>5</b>	<b>3</b>	<b>29</b>	<b>1.0</b>	<b>2</b>	<b>3</b>	<b>0</b>	<b>0</b>	<b>0</b>	<b>0</b>


**Long's Regular Season Single-Game Highs:**

- Tackles** - 14 vs. Buffalo (10/18/21)
- Interceptions** - 1 (Twice, last vs. Miami, 1/22/22)
- Forced Fumbles** - 1 vs. Kansas City (11/10/19)

**Long's Playoff Single-Game Highs:**

- Tackles** - 8 (Twice, last vs. Cincinnati, 1/22/22)
- Sacks** - 1 vs. Cincinnati (1/22/22)
- Tackle For Loss** - 2 at Kansas City (1/19/20)





# TITANS

## OUTSIDE LINEBACKERS

No.	Name	Ht	Wt	Exp	College
92	Adeniyi, Ola	6-1	248	5	Toledo
54	Anenih, David	6-2	245	R	Houston
48	Dupree, Bud	6-4	269	8	Kentucky
58	Landry III, Harold	6-2	252	5	Boston College
99	Weaver, Rashad	6-4	259	2	Pittsburgh

### #48 • OLB BUD DUPREE

6-4, 269, 8th Year, Kentucky  
[Click for complete bio](#)



Outside linebacker **Bud Dupree** is in his eighth NFL season and his second campaign with the Titans in 2022. He was signed by the Titans as an unrestricted free agent on March 19, 2021.

Dupree returned from a season-ending injury with the Steelers in 2020 to play in 11 games with six starts for the Titans in 2021. He totaled 17 tackles, three sacks, 15 quarterback pressures, two tackles for loss, one pass defended and one forced fumble. In the team's divisional playoff game, he added two tackles, a sack and two quarterback pressures.

Dupree spent his first six NFL seasons in Pittsburgh after the Steelers chose him with the 22nd overall draft choice in the 2015 NFL Draft. His totals with the Steelers included 231 tackles, 39.5 sacks, 64 quarterback pressures, 53 tackles for loss, one interception, eight forced fumbles and three fumble recoveries in 81 games.

From 2019 to 2020, Dupree totaled 19.5 sacks, ranking eighth in the NFL despite missing five games. His six strip-sacks tied for fourth in the same period. In his final 17 games in Pittsburgh, he registered at least half a sack on 12 occasions.

In 2020, Dupree started the first 11 games but missed the final five contests due to injury. He totaled eight sacks, 15 quarterback hits, 31 tackles, eight tackles for loss, two forced fumbles and two passes defended.

In 2019, Dupree posted a career-best 11.5 sacks, 68 tackles, 16 tackles for loss, 17 quarterback hits, four forced fumbles, two fumble recoveries and three passes defended in a career-high 16 starts. His 16 tackles for loss ranked fourth in the NFL, while his sack total was the ninth-best in the league.

A native of Irwinton, Ga., Dupree played in 47 games with 38 starts at the University of Kentucky (2011-14) and finished with 247 tackles, 23.5 sacks, 38.0 tackles for loss and four forced fumbles. At the time he left school for the NFL, he ranked second in Wildcat history in career sacks.



#### Dupree's 2022 Preseason Statistics:

Year	Team	GP	GS	Tackle	Sack	QBP	TFL	Int	PD	FF	FR
2022	Ten	1	1	0	0.0	0	0	0	0	0	0

#### Dupree's Career Regular Season Statistics:

Year	Team	GP	GS	Tackle	Sack	QBP	TFL	Int	PD	FF	FR
2015	Pit	16	5	26	4.0	6	4	0	1	0	0
2016	Pit	7	4	24	4.5	6	5	0	1	1	0
2017	Pit	15	15	40	6.0	7	12	0	1	0	1
2018	Pit	16	15	42	5.5	13	8	1	3	1	0
2019	Pit	16	16	68	11.5	17	16	0	3	4	2
2020	Pit	11	11	31	8.0	15	8	0	2	2	0
2021	Ten	11	6	17	3.0	15	2	0	1	1	0
2022	Ten	0	0	0	0.0	0	0	0	0	0	0
<b>NFL Totals</b>		<b>92</b>	<b>72</b>	<b>248</b>	<b>42.5</b>	<b>79</b>	<b>55</b>	<b>1</b>	<b>12</b>	<b>9</b>	<b>3</b>

#### Dupree's Career Postseason Statistics:

Year	Team	GP	GS	Tackle	Sack	QBP	TFL	Int	PD	FF	FR
2015	Pit	2	2	6	0.0	0	2	0	0	0	0
2016	Pit	3	3	15	0.5	3	1	0	1	0	0
2017	Pit	1	1	4	0.0	0	0	0	0	0	0
2021	Ten	1	0	2	1.0	2	1	0	0	0	0
<b>Playoff Totals</b>		<b>7</b>	<b>6</b>	<b>27</b>	<b>1.5</b>	<b>5</b>	<b>4</b>	<b>0</b>	<b>1</b>	<b>0</b>	<b>0</b>

#### Dupree's Regular Season Single-Game Highs:

- Tackles** - 7 vs. Cleveland (1/1/17)
- Sacks** - 2.5 at Buffalo (12/11/16)
- Interceptions** - 1 at Tampa Bay (9/24/18)
- Forced Fumbles** - 1 (Eight times, last at Baltimore, 11/1/20)
- Fumble Recovery** - 1 (Three times, last at Cincinnati, 11/24/19)
- Passes Defensed** - 2 at Cleveland (9/9/18)

#### Dupree's Playoff Single-Game Highs:

- Tackles** - 6 vs. Miami (1/8/17)
- Sacks** - 1 vs. Cincinnati (1/22/22)
- Passes Defensed** - 1 at Kansas City (1/15/17)

### SACKS FROM 2019 TO 2020

In **Bud Dupree's** final two seasons in Pittsburgh, he ranked eighth in the NFL with 19.5 total sacks despite missing the final five games of the 2020 campaign. He posted 11.5 sacks in 2019 and eight sacks in 2020.

Dupree also ranked ninth in the NFL from 2019 to 2020 with 24 tackles for loss.

#### Most sacks in the NFL from 2019 to 2020:

Player	Sacks
1. T.J. Watt	29.5
2. Shaquil Barrett	27.5
3. Aaron Donald	26.0
Za'Darius Smith	26.0
5. Cameron Jordan	23.0
6. Myles Garrett	22.0
7. Chandler Jones	20.0
<b>8. Bud Dupree</b>	<b>19.5</b>
9. Joey Bosa	19.0
Justin Houston	19.0

Out of Dupree's 19.5 sacks from 2019 to 2020, he forced a fumble on six of those plays. His six strip-sacks tied for fourth place in that period.

#### Most strip-sacks in the NFL from 2019 to 2020:

Player	Strip-Sacks
1. Shaquil Barrett	8
2. Yannick Ngakoue	7
Chandler Jones	7
<b>4. Bud Dupree</b>	<b>6</b>
Jason Pierre-Paul	6
Myles Garrett	6
T.J. Watt	6
Khalil Mack	6
9. Aaron Donald	5
Benson Mayowa	5
Haason Reddick	5

## #58 • OLB HAROLD LANDRY III

6-2, 252, 5th Year, Boston College

[Click for complete bio](#)



Outside linebacker **Harold Landry III** is in his fifth NFL season in 2022. He was selected by the Titans in the second round (41st overall) of the 2018 NFL Draft after the Titans traded up 16 spots in the second round (57 to 41) in order to take the former Boston College standout.

From the start of his rookie season through 2021, Landry's 31 total sacks led the Titans. Other than **Jevon Kearse** (37), Landry produced the highest sack total by a Titans/Oilers player in his first four NFL seasons since individual sacks became an official NFL statistic in 1982.

From 2018 to 2021, Landry joined Pittsburgh's **Cameron Heyward** as the NFL's only players to be credited with at least 250 tackles (press box statistics), 30 sacks and two interceptions.

In 2021, Landry was named to his first Pro Bowl after starting all 17 games. He registered his third consecutive season to start every contest, extending his streaks to 64 consecutive games played and 52 consecutive starts. At the conclusion of 2021, his starting streak was the sixth-longest active streak in the NFL among all defensive players.

Landry's 12 sacks in 2021 led the Titans, ranked 10th in the NFL and established a career high. He became the first Titans player to record double-digit sacks in a season since **Brian Orakpo** (10.5) in 2016 and the first Titans player with 12 sacks in a season since **Jason Babin** (12.5) in 2010. Landry tied for second on the squad with 75 tackles, ranked second with a career-high 49 quarterback pressures, led the team with 14 tackles for loss, and added a forced fumble. He joined **Micah Parsons**, **Aaron Donald** and Heyward as the only NFL players in 2021 to post at least 75 tackles and 10 sacks.

Then, in the team's 2021 divisional playoff contest, he recorded 1.5 sacks. He improved his postseason career total to 4.5 sacks, becoming the organization's first player with at least four career postseason sacks since individual sacks became an official statistic in 1982.

In 2020, Landry recorded 16 starts for the second consecutive season. He led the team with 5.5 sacks, a then-career-high 32 quarterback pressures and a then-career-high 10 tackles for loss. He totaled 69 tackles and added one interception and a career-high five passes defended. In one playoff contest, he led the team with 10 tackles and two sacks.

Landry started all 16 games in 2019 and led the Titans with nine sacks. His 28 quarterback pressures ranked second, and he added 81 tackles, four tackles for loss, one pass defended, one forced fumble and two fumble recoveries. He also started all three postseason games and registered a sack and a team-high eight quarterback pressures.

As a rookie in 2018, he played in 15 games with three starts. His 4.5 sacks tied for third place on the team, and he also tied for second on the defense with 18 quarterback pressures.



In 46 career games playing defensive end for Boston College, Landry totaled 160 tackles, 26 sacks, 47.5 tackles for loss, seven passes defended, 10 forced fumbles, one fumble recovery and one interception. His 26 career sacks were exceeded in school history by only **Mathias Kiwanuka** (37.5 from 2002-05).

As a senior in 2017, Landry played and started eight games before a season-ending ankle injury ended his year. He finished second on the team with five sacks and totaled 38 tackles, 8.5 tackles for loss and two passes defended.

In 2016, Landry set the school's single-season record with 16.5 sacks, which led the nation. He added seven forced fumbles, which also led the country, while his 22 tackles for loss ranked fifth nationally and ranked second all-time for the Eagles. His numerous honors included Walter Camp second-team All-America, AP second-team All-America and second-team All-ACC by the Atlantic Coast Sports Media Association and the league's head coaches.

He is a native of Spring Lake, N.C.

### Landry's 2022 Preseason Statistics:

Year	GP	GS	Tackle	Sack	QBP	TFL	Int	PD	FF	FR
2022	0	0	0	0.0	0	0	0	0	0	0

### Landry's Career Regular Season Statistics:

Year	GP	GS	Tackle	Sack	QBP	TFL	Int	PD	FF	FR
2018	15	3	46	4.5	18	2	0	2	1	0
2019	16	16	81	9.0	28	4	1	1	1	2
2020	16	16	69	5.5	29	10	1	5	0	0
2021	17	17	75	12.0	49	14	0	0	1	0
2022	0	0	0	0.0	0	0	0	0	0	0
<b>Totals</b>	<b>64</b>	<b>52</b>	<b>271</b>	<b>31.0</b>	<b>127</b>	<b>30</b>	<b>2</b>	<b>8</b>	<b>3</b>	<b>2</b>

### Landry's Career Postseason Statistics:

Year	GP	GS	Tackle	Sack	QBP	TFL	Int	PD	FF	FR
2019	3	3	8	1.0	8	1	0	1	0	0
2020	1	1	10	2.0	4	1	0	0	0	0
2021	1	1	6	1.5	5	1	0	0	0	0
<b>Totals</b>	<b>5</b>	<b>5</b>	<b>24</b>	<b>4.5</b>	<b>17</b>	<b>3</b>	<b>0</b>	<b>1</b>	<b>0</b>	<b>0</b>

### Landry's Regular Season Single-Game Highs:

- Tackles** - 8 (Three times, last vs. Buffalo, 10/18/21)
- Sacks** - 2 (Three times, last vs. Buffalo, 10/18/21)
- Quarterback Pressures** - 9 at N.Y. Giants (12/16/18)
- Interceptions** - 1 (Twice, last vs. Jacksonville, 9/20/20)
- Forced Fumbles** - 1 (Three times, last at Indianapolis, 10/31/21)
- Fumble Recovery** - 1 (Twice, last vs. Tampa Bay, 10/27/19)

### Landry's Playoff Single-Game Highs:

- Tackles** - 10 vs. Baltimore (1/10/21)
- Sacks** - 2 vs. Baltimore (1/10/21)
- Quarterback Pressures** - 5 vs. Cincinnati (1/22/22)

## 2021 NFL SACK LEADERS

With a career-high 12 sacks in 2021, Titans outside linebacker **Harold Landry III** ranked fifth in the AFC and 10th in the NFL.

In the franchise's "Titans era" (1999–present), his 12 sacks tied for the fourth-highest single-season total and were the most since **Jason Babin** produced 12.5 sacks in 2010.

### Most sacks in 2021:

Player	Team	Sacks
1. T.J. Watt	Pittsburgh Steelers	22.5
2. Robert Quinn	Chicago Bears	18.5
3. Myles Garrett	Cleveland Browns	16.0
4. Nick Bosa	San Francisco 49ers	15.5
5. Trey Hendrickson	Cincinnati Bengals	14.0
6. Micah Parsons	Dallas Cowboys	13.0
7. Cameron Jordan	New Orleans Saints	12.5
Matt Judon	New England Patriots	12.5
Aaron Donald	Los Angeles Rams	12.5
10. <b>Harold Landry III</b>	<b>Tennessee Titans</b>	<b>12.0</b>



## FRANCHISE SACK LEADERS

At the conclusion of the 2021 season, his fourth NFL season, **Harold Landry III** had 31 career sacks, a total that tied for 12th in franchise history.

In the franchise's "Titans era" (1999–present), his sack total ranks behind only **Jevon Kearse** (52), **Jurrell Casey** (51), **Derrick Morgan** (44.5) and **Kyle Vanden Bosch** (38.5).

## Franchise career sack leaders\*:

Player	Seasons	Sacks
1. Elvin Bethea	1968–1983	105.0
2. Ray Childress	1985–1995	75.5
3. Jesse Baker	1979–1987	66.0
4. William Fuller	1986–1993	59.0
5. Sean Jones	1988–1993	57.5
6. Jevon Kearse	1999–2003, 2008–2009	52.0
7. Jurrell Casey	2011–2019	51.0
8. Robert Brazile	1975–1984	48.0
9. Ted Washington	1973–1982	45.0
10. Derrick Morgan	2010–2018	44.5
11. Kyle Vanden Bosch	2005–2009	38.5
12. <b>Harold Landry III</b>	<b>2018–2021</b>	<b>31.0</b>
Curley Culp	1974–1980	31.0

\* Individual sacks did not become an official NFL statistic until 1982.

## SACKS IN FIRST FOUR SEASONS

From the start of his rookie season in 2018 through 2021, **Harold Landry III's** 31 total sacks led the Titans. Other than **Jevon Kearse** (37.0 sacks from 1999 through 2001), Landry produced the highest sack total by a Titans/Oilers player in his first four NFL seasons since individual sacks became an official NFL statistic in 1982.

## Most sacks for the Titans/Oilers in a player's first three NFL seasons, 1982–2020:

Player	Seasons	Sacks
1. Jevon Kearse	1999–2002	37.0
2. <b>Harold Landry III</b>	<b>2018–2021</b>	<b>31.0</b>
3. Ray Childress	1985–1988	23.0
4. Kenny Holmes	1997–2000	22.5
5. Jurrell Casey	2011–2014	21.0
6. Travis LaBoy	2004–2007	19.5
7. Derrick Morgan	2010–2013	16.5
8. Gary Walker	1995–1998	16.0
9. (two tied)		15.5

## CONSECUTIVE GAMES WITH A HALF SACK

When **Harold Landry III** registered a sack against the New Orleans Saints on Nov. 14, he joined **Jevon Kearse** as the only Titans/Oilers players since individual sacks became an official NFL statistic in 1982 to produce at least a half sack in eight consecutive games. Kearse had a half sack or more in each of the final 10 games of his 1999 NFL Defensive Rookie of the Year campaign and in the first two games of his second season.

In 2019, Landry recorded five consecutive games with at least a half sack.

## Most consecutive games with at least a half sack for the Titans/Oilers (1982–present):

Player	Dates	Consecutive Games
1. Jevon Kearse	Oct. 31, 1999–Sept. 10, 2000	12
2. <b>Harold Landry III</b>	<b>Sept. 26, 2021–Nov. 14, 2021</b>	<b>8</b>
3. Sean Jones	Nov. 4, 1990–Dec. 23, 1990	7
Kevin Carter	Dec. 16, 2002–Sept. 28, 2003	7
5. Jevon Kearse	Sept. 28, 2003–Nov. 9, 2003	6
William Fuller	Sept. 8, 1991–Oct. 20, 1991	6
7. <b>Harold Landry III</b>	<b>Oct. 27, 2019–Dec. 1, 2019</b>	<b>5</b>
Brian Orakpo	Sept. 18, 2016–Oct. 16, 2016	5
Sean Jones	Nov. 1, 1992–Nov. 26, 1992	5
Lee Williams	Sept. 13, 1992–Oct. 18, 1992	5

TITANS  
CORNERBACKS

No.	Name	Ht	Wt	Exp	College
23	Avery, Tre	5-11	181	R	Rutgers
3	Farley, Caleb	6-2	197	2	Virginia Tech
26	Fulton, Kristian	5-11	197	3	Louisiana State
35	Jackson, Chris	5-10	193	3	Marshall
30	Mabin, Greg	6-2	200	6	Iowa
21	McCreary, Roger	5-11	190	R	Auburn
24	Molden, Elijah	5-10	192	2	Washington
20	Swilling, Tre	6-1	196	R	Georgia Tech

## #3 • CB CALEB FARLEY

6-2, 197, 2nd Year, Virginia Tech  
[Click for complete bio](#)



Cornerback **Caleb Farley** is in his second NFL season in 2022. He was selected by the Titans in the first round (22nd overall) of the 2021 NFL Draft.

Farley appeared in three games with one start during his rookie season. He finished with four tackles and one pass defended before his season came to a premature end due to a knee injury. He spent the remainder of the season on injured reserve.

Farley played two seasons at Virginia Tech, appearing in 24 games with 23 starts. His career totals included six interceptions, 25 passes defended, 56 tackles, one sack, two quarterback hits and seven kickoff returns for 152 yards (21.7 avg.).

Farley redshirted as a wide receiver in 2017 and then began playing cornerback for the first time in his redshirt freshman campaign in 2018. He continued playing for the Hokies in 2019 and then opted out of the 2020 campaign due to COVID-19 concerns.

In 2019, he started all 11 games in which he appeared and was named first team All-ACC after leading the conference with 16 passes defended. His four interceptions tied for second place in the conference. He also totaled 20 tackles and a quarterback hit.

In 2018, he earned honorable mention for the Mayo Clinic Comeback Player of the Year Award after registering 36 tackles, one tackle for loss, one sack, two interceptions and nine passes defended. He also added seven kickoff returns for 152 total yards (21.7 avg.).

Farley is a native of Maiden, N.C.



**Farley's 2022 Preseason Statistics:**

Year	GP	GS	Tackle	Sack	QBP	TFL	Int	PD	FF	FR
2022	2	1	4	0.0	0	0	0	1	0	0

**Farley's Career Regular Season Statistics:**

Year	GP	GS	Tackle	Sack	QBP	TFL	Int	PD	FF	FR
2021	3	1	4	0.0	0	0	0	1	0	0
2022	0	0	0	0.0	0	0	0	0	0	0
<b>Totals</b>	<b>3</b>	<b>1</b>	<b>4</b>	<b>0.0</b>	<b>0</b>	<b>0</b>	<b>0</b>	<b>1</b>	<b>0</b>	<b>0</b>

**Farley's Regular Season Single-Game Highs:**

**Tackles** - 2 (Twice, last vs. Buffalo, 10/18/21)

**Passes Defensed** - 1 at Jacksonville (10/10/21)

**#26 • CB KRISTIAN FULTON**

5-11, 197, 3rd Year, Louisiana State

[Click for complete bio](#)

Cornerback **Kristian Fulton** is in his third NFL season in 2022. He was selected by the Titans in the second round (61st overall) of the 2020 NFL Draft.

In 2021, Fulton became a mainstay in the Titans lineup, starting all 13 games in which he played. He contributed two interceptions and tied for 11th in the NFL with a team-high 14 passes defensed. Among all players in their first two NFL seasons, his 14 passes defensed in 2021 tied for the league's fourth-highest total. He also contributed 40 tackles during the regular season and added six stops in the team's divisional playoff contest.

In 2020, Fulton appeared in six games with two starts as a rookie. He totaled 16 tackles, one interception, one pass defensed, one sack, one quarterback pressure and one tackle for loss. He also played in one postseason contest.

Prior to entering the NFL, the New Orleans, La., native was a two-year starter at Louisiana State. He appeared in 28 games with 25 starts and finished his career with 65 tackles, 25 passes defensed and two interceptions.

As a senior in 2019, he started all 15 games and posted 38 tackles, one tackle for loss, 15 passes defensed and one interception. He was recognized with second-team All-SEC honors from the Associated Press. In his final collegiate game, Fulton helped LSU secure a National Championship victory over Clemson with a career-high six tackles and one pass defensed.

**Fulton's 2022 Preseason Statistics:**

Year	GP	GS	Tackle	Sack	QBP	TFL	Int	PD	FF	FR
2022	2	2	1	0.0	0	0	0	0	0	0

**Fulton's Career Regular Season Statistics:**

Year	GP	GS	Tackle	Sack	QBP	TFL	Int	PD	FF	FR
2020	6	2	16	1.0	1	1	1	1	0	0
2021	13	13	40	0.0	0	0	2	14	0	0
2022	0	0	0	0.0	0	0	0	0	0	0
<b>Totals</b>	<b>19</b>	<b>15</b>	<b>56</b>	<b>1.0</b>	<b>1</b>	<b>1</b>	<b>3</b>	<b>15</b>	<b>0</b>	<b>0</b>

**Fulton's Career Postseason Statistics:**

Year	GP	GS	Tackle	Sack	QBP	TFL	Int	PD	FF	FR
2020	1	0	0	0.0	0	0	0	0	0	0
2021	1	1	6	0.0	0	0	0	0	0	0
<b>Totals</b>	<b>2</b>	<b>1</b>	<b>6</b>	<b>0.0</b>	<b>0</b>	<b>0</b>	<b>0</b>	<b>0</b>	<b>0</b>	<b>0</b>

**Fulton's Regular Season Single-Game Highs:**

**Tackles** - 5 at Jacksonville (10/10/21)

**Sacks** - 1 at Minnesota (9/27/20)

**Interceptions** - 1 (Three times, last vs. Jacksonville, 12/12/21)

**Fulton's Playoff Single-Game Highs:**

**Tackles** - 6 vs. Cincinnati (1/22/22)

**MOST PASSES DEFENSED IN 2021**

In his second NFL season, cornerback **Kristian Fulton** tied for 11th place in the NFL and led the Titans defense with 14 passes defensed. Among all players in their first two NFL seasons in 2021, he tied for the fourth-highest total behind only **Trevon Diggs** (21), **A.J. Terrell** (16) and **Bryce Hall** (16).

**Most passes defensed in 2021:**

Player	Team	Passes Defensed
1. J.C. Jackson	New England Patriots	23
2. Trevon Diggs *	Dallas Cowboys	21
3. Marshon Lattimore	New Orleans Saints	19
4. James Bradberry	New York Giants	17
Anthony Brown	Dallas Cowboys	17
6. Jalen Ramsey	Los Angeles Rams	16
Kendall Fuller	Washington Football Team	16
A.J. Terrell *	Atlanta Falcons	16
Bryce Hall *	New York Jets	16
Xavien Howard	Miami Dolphins	16
11. <b>Kristian Fulton *</b>	<b>Tennessee Titans</b>	<b>14</b>
Chidobe Awuzie	Cincinnati Bengals	14
Pat Surtain II *	Denver Broncos	14
Eric Stokes *	Green Bay Packers	14

\* Rookie, first-year or second-year player in 2021

**#24 • CB ELIJAH MOLDEN**


5-10, 192, 2nd Year, Washington

[Click for complete bio](#)

Cornerback **Elijah Molden** is in his second NFL season in 2022. He was selected by the Titans in the third round (100th overall) of the 2021 NFL Draft.

As a rookie in 2021, Molden appeared in 16 games with seven starts. He ranked fifth on the team and first among Titans rookies with 60 tackles and registered one interception for a touchdown. He was one of six rookie defensive backs with at least 60 tackles and one interception. Additionally, he contributed six quarterback pressures, three tackles for loss, four passes defensed, one forced fumble, one fumble recovery and two stops on special teams. In the team's divisional playoff contest, he started and registered two tackles.

Prior to arriving in Tennessee, Molden totaled 153 tackles, five interceptions, 25 passes defensed, four forced fumbles and two fumble recoveries in 44 games at the University of Washington. He earned first team All-Pac-12 honors on defense as a junior and senior and was named second team All-Pac-12 as an all-purpose/special teams player as a sophomore.





In 2020, Washington's football season was limited to four games due to the COVID-19 pandemic. Molden started all four contests and finished third on the squad with 26 tackles to go with one interception and two passes defended.

In 2019, Molden set career highs with a team-high 79 tackles, four interceptions and three forced fumbles with the Huskies.

He is a native of West Linn, Oregon.

**Molden's 2022 Preseason Statistics:**

Year	GP	GS	Tackle	Sack	QBP	TFL	Int	PD	FF	FR
2022	0	0	0	0.0	0	0	0	0	0	0

**Molden's Career Regular Season Statistics:**

Year	GP	GS	Tackle	Sack	QBP	TFL	Int	PD	FF	FR
2021	16	7	60	0.0	6	3	1	4	1	1
2022	0	0	0	0.0	0	0	0	0	0	0
<b>Totals</b>	<b>16</b>	<b>7</b>	<b>60</b>	<b>0.0</b>	<b>6</b>	<b>3</b>	<b>1</b>	<b>4</b>	<b>1</b>	<b>1</b>

**Molden's Career Postseason Statistics:**

Year	GP	GS	Tackle	Sack	QBP	TFL	Int	PD	FF	FR
2021	1	1	2	0.0	0	0	0	0	0	0
<b>Totals</b>	<b>1</b>	<b>1</b>	<b>2</b>	<b>0.0</b>	<b>0</b>	<b>0</b>	<b>0</b>	<b>0</b>	<b>0</b>	<b>0</b>

**Molden's Regular Season Single-Game Highs:**

- Tackles** - 8 (Three times, last at L.A. Rams, 11/7/21)
- Interceptions** - 1 at Indianapolis (10/31/21)
- Passes Defensed** - 2 at Indianapolis (10/31/21)
- Forced Fumbles** - 1 at Jacksonville (10/10/21)
- Fumble Recoveries** - 1 vs. Miami (1/2/22)

**Molden's Playoff Single-Game Highs:**

- Tackles** - 2 vs. Cincinnati (1/22/22)



# TITANS SAFETIES

No.	Name	Ht	Wt	Exp	College
31	Byard, Kevin	5-11	212	7	Middle Tennessee State
32	Colbert, Adrian	6-2	205	6	Miami (Fla.)
25	Gillespie, Tyree	6-0	207	2	Missouri
37	Hooker, Amani	5-11	210	4	Iowa
29	Jackson, Theo	6-1	198	R	Tennessee
39	Johnson Jr., Lonnie	6-2	213	4	Kentucky
28	Kalu, Joshua	6-0	203	4	Nebraska
33	Moore Jr., A.J.	5-11	200	5	Mississippi

## #31 • S KEVIN BYARD

5-11, 212, 7th Year, Middle Tennessee State

[Click for complete bio](#)



Safety **Kevin Byard** is in his seventh NFL season in 2022. He was selected by the Titans in the third round (64th overall) of the 2016 NFL Draft.

Byard is one of the team's most accomplished defenders and is among the NFL's most successful safeties in recent years. He finished the 2021 campaign as a three-time team captain, two-time Pro Bowl selection and a two-time Associated Press first-team All-Pro. Since entering the league, he has been a part of six consecutive winning seasons and four playoff berths.

Byard did not miss a game from 2016 through 2021, totaling 97 games in the regular season and seven postseason games. At the conclusion of 2021, his 88 consecutive starts in the regular season was the leading current streak among all Titans players, ranked first in the NFL among defenders, and was the sixth-longest active streak among all players.

Over a five-year period from 2017 through 2021, Byard led all safeties with 23 interceptions. The only players with more interceptions in that time were cornerbacks **Xavien Howard** (27) and **J.C. Jackson** (25). His interception total was 11th on the franchise's all-time list and sixth among all Titans/Oilers safeties.

In 2021, Byard was announced as a starter to his second career Pro Bowl and earned first-team Associated Press All-Pro honors for the second time in his career. He joined **Bruce Matthews** (1999–2000) and **Albert Haynesworth** (2007–2008) as the franchise's only players in its "Titans era" (since 1999) to earn multiple first-team AP All-Pro honors.

Byard led the Titans in 2021 with five interceptions and 88 tackles, becoming the franchise's first player to lead the team in tackles and interceptions in the same season since the team began tracking individual tackle statistics in 1974. It was his second consecutive season to lead the club in tackles and the fourth time in his career he was the interceptions leader. Additionally, his 13 passes defensed ranked second on the team and made up the highest total among NFL safeties. He also was credited with one sack, two quarterback pressures, one tackle for loss, two forced



fumbles, one fumble recovery and his first two career touchdowns—one on a fumble return and one on an interception return. He was the first Titans player with two defensive touchdowns in the same season since linebacker **Zach Brown** in 2012.

In 2020, Byard was a defensive team captain for the second consecutive season and the team's Walter Payton NFL Man of the Year nominee. His 111 tackles led the team and established a career high. Additionally, he registered one interception, seven passes defended, two quarterback pressures, one tackle for loss and one forced fumble. In one playoff game he produced five tackles, one pass defended and a quarterback pressure.

From 2017 through 2019, no NFL player had more interceptions than Byard, who had 17. His 2019 totals included a team-leading five interceptions, 10 passes defended, 91 tackles, one quarterback pressure and two tackles for loss. In three postseason games, he added 20 tackles and one interception.

In 2018, Byard finished with a team-leading four interceptions, 10 passes defended, 96 tackles and two sacks. He also completed a touchdown pass on a memorable fake punt to help defeat the Houston Texans (Sept. 16).

Byard experienced a breakthrough second-year season in 2017. He was named to the Pro Bowl and earned first-team Associated Press All-Pro honors after tying Detroit's **Darius Slay** for the NFL lead with eight interceptions. He added a pair of fumble recoveries to pace the league with 10 total takeaways.

As a rookie in 2016, Byard played in every game, starting the final seven contests at free safety. His 63 tackles were the most by a Titans rookie safety since **Tank Williams'** 69 tackles in 2002. He also ranked second on the squad with 10 special teams tackles.

During a four-year career at Middle Tennessee State University, he appeared in 49 games and notched 46 starts at safety while becoming one of the most prolific defenders in school history. He set school records with 19 career interceptions, 377 interception return yards and four interception returns for touchdowns, and he finished sixth in MTSU history with 312 career tackles. In total, he had a hand in 25 turnovers (19 interceptions, five forced fumbles and one fumble recovery) during his career and added 17 career passes defended and five tackles for loss. He was twice named first-team All-Conference USA.

As a senior in 2015, Byard appeared in 12 games with nine starts as a permanent team captain and was named first-team All-Conference USA for the second consecutive year. He ranked fourth on the team with 66 tackles and led the squad with four interceptions and six additional pass breakups.

The Lithonia, Ga., native set a career high in college with six interceptions as a junior and forced to fumbles the same season.

**Byard's 2022 Preseason Statistics:**

Year	GP	GS	Tackle	Sack	QBP	TFL	Int	PD	FF	FR
2022	0	0	0	0.0	0	0	0	0	0	0

**Byard's Career Regular Season Statistics:**

Year	GP	GS	Tackle	Sack	QBP	TFL	Int	PD	FF	FR
2016	16	7	63	1.0	3	5	0	4	0	0
2017	16	16	87	0.0	3	4	8	18	0	2
2018	16	16	96	2.0	4	0	4	10	0	0
2019	16	16	91	0.0	1	2	5	10	0	0
2020	16	16	111	0.0	2	1	1	7	1	0
2021	17	17	88	1.0	2	1	5	13	2	1
2022	0	0	0	0.0	0	0	0	0	0	0
<b>Totals</b>	<b>97</b>	<b>88</b>	<b>536</b>	<b>4.0</b>	<b>15</b>	<b>13</b>	<b>23</b>	<b>62</b>	<b>3</b>	<b>3</b>

**Byard's Career Postseason Statistics:**

Year	GP	GS	Tackle	Sack	QBP	TFL	Int	PD	FF	FR
2017	2	2	16	0.0	0	0	0	0	0	0
2019	3	3	20	0.0	0	0	1	1	0	0
2020	1	1	5	0.0	1	0	0	1	0	0
2021	1	1	3	0.0	0	0	0	0	0	0
<b>Totals</b>	<b>7</b>	<b>7</b>	<b>44</b>	<b>0.0</b>	<b>1</b>	<b>0</b>	<b>1</b>	<b>2</b>	<b>0</b>	<b>0</b>

**Byard's Regular Season Single-Game Highs:**

- Tackles** - 16 vs. Washington (12/22/18)
- Sacks** - 1 (Four times, last at New England, 11/28/21)
- Tackles For Loss** - 2 (Twice, last at Miami, 10/8/17)
- Interceptions** - 3 at Cleveland (10/22/17)
- Passes Defended** - 3 (Twice, last vs. Baltimore, 11/5/17)
- Forced Fumbles** - 1 (Twice, last vs. Kansas City, 10/24/21)
- Fumble Recoveries** - 1 (Three times, last at Jacksonville, 10/10/21)

**Byard's Playoff Single-Game Highs:**

- Tackles** - 11 at Baltimore (1/11/20)
- Interceptions** - 1 at Baltimore (1/11/20)

**MOST INTERCEPTIONS FROM 2017-2021**

Since the beginning of the 2017 campaign, Titans safety **Kevin Byard** leads all safeties and ranks third in the NFL with 23 interceptions.

**Most interceptions from 2017-2021:**

Player	Interceptions
1. Xavien Howard	27
2. J.C. Jackson	25
3. <b>Kevin Byard</b>	<b>23</b>
4. Justin Simmons	19
5. Jordan Poyer	18
6. Harrison Smith	17
7. Tre'Davious White	16
8. Marcus Williams	15
9. (three tied)	14

**2021 NFL INTERCEPTION LEADERS**

Titans safety **Kevin Byard** led the Titans and tied for fourth place in the NFL in 2021 with five interceptions. Only Cowboys cornerback **Trevon Diggs**, Patriots cornerback **J.C. Jackson** and Lions cornerback **Amani Oluwariye** had more.

**Most interceptions in 2021:**

Player	Team	Interceptions
1. Trevon Diggs	Dallas Cowboys	11
2. J.C. Jackson	New England Patriots	8
3. Amani Oluwariye	Detroit Lions	6
4. <b>Kevin Byard</b>	<b>Tennessee Titans</b>	<b>5</b>
Micah Hyde	Buffalo Bills	5
Jordan Poyer	Buffalo Bills	5
Quandre Diggs	Seattle Seahawks	5
Justin Simmons	Denver Broncos	5
Xavier McKinney	New York Giants	5
Rasul Douglas	Green Bay Packers	5
Xavien Howard	Miami Dolphins	5

**2021 TITANS TACKLE LEADERS**

In addition to leading the Titans with five interceptions in 2021, safety **Kevin Byard** also led the defense with 88 total tackles. It was the second consecutive season in which Byard led the Titans in tackles after totaling 111 stops in 2020.

**Titans tackle leaders in 2021:**

Player	Position	Total	Solo	Assist
1. <b>Kevin Byard</b>	<b>S</b>	<b>88</b>	<b>57</b>	<b>31</b>
2. Harold Landry III	OLB	75	51	24
David Long Jr.	ILB	75	46	29
4. Amani Hooker	S	62	38	24
5. Elijah Molden	CB	60	42	18
6. Rashaan Evans	ILB	57	35	22
7. Jayon Brown	ILB	55	35	20
8. Jackrabbit Jenkins	CB	54	38	16
Jeffery Simmons	DT	54	42	12
10. Kristian Fulton	CB	40	30	10



## CONSECUTIVE STARTS, ACTIVE DEFENDERS

Titans safety **Kevin Byard** has never missed a game in his NFL career and has started every game since the 10th game of his rookie season in 2016.

Among all current safeties, Byard's active consecutive starting streak ranks first in the NFL.

### Longest current starting streak among active NFL safeties:

Player	Current Team	Active Consecutive Starting Streak
1. <b>Kevin Byard</b>	Tennessee Titans	88
2. Adrian Amos	Green Bay Packers	67
3. Justin Simmons	Denver Broncos	65
4. Duron Harmon	Atlanta Falcons	39
5. Quandre Diggs	Seattle Seahawks	33

Byard not only has the longest starting streak among safeties, he now holds the longest starting streak among all NFL defensive players. Teammate **Harold Landry III** (52) ranks sixth.

The only offensive players in the NFL with a longer active starting streak at the conclusion of 2021 were offensive linemen **Jake Matthews** (127), **Charles Leno** (110), **Alejandro Villanueva** (107) and **Jason Kelce** (122) and quarterback **Tom Brady** (93).

### Longest current starting streak among active NFL defensive players:

Player (Position)	Current Team	Active Consecutive Starting Streak
1. <b>Kevin Byard (S)</b>	Tennessee Titans	88
2. Adrian Amos (S)	Green Bay Packers	67
3. Leonard Floyd (LB)	Los Angeles Rams	65
Justin Simmons (S)	Denver Broncos	65
DaQuan Jones (DT)	Carolina Panthers	65
6. <b>Harold Landry III (OLB)</b>	Tennessee Titans	52

## FRANCHISE INTERCEPTION LEADERS

Titans safety **Kevin Byard** is tied with **Willie Alexander** and **Samari Rolle** for 11th place on the franchise's all-time interceptions list. He is in sixth place among all Titans/Oilers safeties.

### Most career interceptions in franchise history:

Player (Position)	Years	Int	Yds	Avg	Lg	TD
1. Jim Norton (S)	1960-68	45	592	13.2	56	1
2. Cris Dishman (CB)	1988-96	31	348	11.2	43	1
3. Fred Glick (S)	1961-66	30	390	13.0	45	1
4. Tony Banfield (CB)	1960-65	27	224	8.3	58	0
W.K. Hicks (CB)	1964-69	27	457	16.9	62	0
Darryll Lewis (CB)	1991-98	27	540	20.0	98t	5
7. Mike Reinfeldt (S)	1976-83	26	375	14.4	39	0
8. Michael Griffin (S)	2007-15	25	328	13.1	83t	1
Ken Houston (S)	1967-72	25	650	26.0	78	9
10. Zeke Moore (CB)	1967-77	24	444	18.5	74	2
11. <b>Kevin Byard (S)</b>	2016-21	23	276	12.0	33	1
Willie Alexander (CB)	1971-79	23	379	16.5	95t	1
Samari Rolle (CB)	1998-04	23	349	15.2	81t	1
14. Marcus Robertson (S)	1991-00	22	428	19.5	69	0
15. Gregg Bingham (LB)	1973-84	21	279	13.3	54	0

## INTERCEPTIONS IN FIRST SIX SEASONS

Titans safety **Kevin Byard** totaled 23 interceptions from the time he entered the NFL in 2016 as a third-round draft pick through 2021. Since the 1970 NFL-AFL merger, his total tied for first among all franchise players in their first six seasons.

### Most interceptions in a Titans/Oilers player's first six seasons, 1970-2021:

Player (Position)	First Four Seasons	Interceptions
1. <b>Kevin Byard (S)</b>	2016-2021	23
Mike Reinfeldt (S)	1976-1981	23
Cris Dishman (CB)	1988-1993	23
4. Samari Rolle (CB)	1998-2003	22
5. Michael Griffin (S)	2007-2012	21

Among all active NFL players in 2021, only four had more interceptions than Byard in their first six NFL seasons. No other safety had more than Byard's 23 interceptions in the first six seasons of his career.

### Active NFL players with the most interceptions their first six NFL seasons (through 2021):

Player (Position)	First Six Seasons	Interceptions
1. Marcus Peters (CB)	2015-2020	31
2. Richard Sherman (CB)	2011-2016	30
3. Xavien Howard (CB)	2016-2021	27
4. J.C. Jackson (CB)	2018-2021	25
5. <b>Kevin Byard (S)</b>	2016-2021	23

## 2019 NFL INTERCEPTION LEADERS

Titans safety **Kevin Byard** tied for fourth place in the NFL with five interceptions in 2019.

### Most interceptions in 2019:

Player	Interceptions
1. Stephon Gilmore	6
Anthony Harris	6
Tre'Davious White	6
4. <b>Kevin Byard</b>	5
J.C. Jackson	5
Devin McCourty	5
Janoris Jenkins	5
Marcus Peters	5
Minkah Fitzpatrick	5
Darius Leonard	5
Kevin King	5
Joe Haden	5

## SEASON INTERCEPTIONS, TEAM HISTORY

**Kevin Byard** recorded a team-high eight interceptions in 2017. His total tied for seventh in franchise history and was the highest by any franchise player since Oilers cornerback **Rishard Johnson** picked off eight passes in 1990.

### Most interceptions in a season, franchise history:

Player	Season	Position	Interceptions
1. Mike Reinfeldt	1979	S	12
Fred Glick	1963	S	12
3. Miller Farr	1967	CB	10
4. Ken Houston	1971	S	9
W.K. Hicks	1965	CB	9
Jim Norton	1961	S	9
7. <b>Kevin Byard</b>	2017	S	8
Richard Johnson	1990	CB	8
Pete Jaquess	1964	CB	8
Jim Norton	1962	S	8
Tony Banfield	1961	CB	8

## 2017 NFL LEADERS

Titans safety **Kevin Byard** tied for the NFL lead with eight interceptions in 2017, his second NFL season. He shared the top of the leaderboard with Detroit Lions cornerback **Darius Slay**.

### Most interceptions in 2017:

Player	Team	Position	Interceptions
1. <b>Kevin Byard</b>	<b>Tennessee</b>	<b>S</b>	<b>8</b>
Darius Slay	Detroit	CB	8
3. Eric Weddle	Baltimore	S	6
A.J. Bouye	Jacksonville	CB	6
5. (five tied)			5

Additionally, Byard recorded two fumble recoveries on defense. His 10 total defensive takeaways were the most in the NFL.

Slay ranked second with nine takeaways, while Kansas City cornerback **Marcus Peters** tied Baltimore safety **Eric Weddle** for third place with seven takeaways.

### Most total defensive takeaways in 2017:

Player	Team	Interceptions	Def. Fumble Recoveries	Total Takeaways
1. <b>Kevin Byard</b>	<b>Ten</b>	<b>8</b>	<b>2</b>	<b>10</b>
2. Darius Slay	Det	8	1	9
3. Marcus Peters	KC	5	2	7
Eric Weddle	Bal	6	1	7
5. (four tied)				6

## INTERCEPTIONS IN A GAME, TEAM HISTORY

With three interceptions at Cleveland on Oct. 22, 2017, safety **Kevin Byard** tied a franchise record and became the ninth player in franchise history to record three interceptions in a regular season game.

Byard became the first NFL player in 2017 to record three interceptions in a game and the first NFL player to do so since Philadelphia Eagles safety **Kurt Coleman** at Washington on Oct. 16, 2011. He was the first Titans player to record three interceptions in a game since linebacker **Keith Bulluck** accomplished the feat at New Orleans on Monday night, Sept. 24, 2007.

### Most interceptions in a game, franchise history:

Player (Pos)	Date	Opp	Int	Yds	Avg	TD
1. <b>Kevin Byard (S)</b>	<b>10/22/17</b>	<b>Cle</b>	<b>3</b>	<b>60</b>	<b>20.0</b>	<b>0</b>
Keith Bulluck (LB)	9/24/07	NO	3	51	17.0	0
Samari Rolle (CB)	12/26/99	Jac	3	66	22.0	0
Marcus Robertson (S)	11/21/93	Cle	3	69	23.0	0
Willie Alexander (CB)	11/14/71	Oak	3	40	13.3	0
Ken Houston (S)	10/24/71	Pit	3	28	9.3	0
Miller Farr (CB)	10/15/67	NYJ	3	128	42.7	1
W.K. Hicks (CB)	10/31/65	Buf	3	50	16.7	0
Jim Norton (S)	12/2/62	Den	3	22	7.3	0

## PLAYERS WITH INTERCEPTION & TD PASS

In a victory over the Houston Texans on Sept. 16, 2018, **Kevin Byard** completed a 66-yard touchdown pass to defensive back **Dane Cruikshank**.

Byard became the first defensive player in franchise history to record a touchdown pass. Additionally, Byard's touchdown pass was the longest by a defensive player in the Super Bowl era. The previous long was held by Los Angeles Rams defensive back **Ed Meador**, who had an 18-yard touchdown pass at Atlanta on Nov. 19, 1967.

Byard, who tied for the NFL lead in 2017 with eight interceptions, also became only the fifth player in the Super Bowl era to throw at least one touchdown pass and record at least one career interception.

### NFL players in the Super Bowl era with at least one career interception and one career touchdown pass (1966 through 2018):

Player	NFL Seasons	Career Pass TDs	Career Interceptions
<b>Kevin Byard</b>	<b>2016–2018</b>	<b>1</b>	<b>12</b>
Randy Moss	1998–2012	2	1
Tom Myers	1972–1981	1	36
Eddie Meador	1966*–1970	1	26
Paul Krause	1966*–1979	1	63

\* Meador played from 1959–1970; Krause played from 1964–1979

## #37 • S AMANI HOOKER

5-11, 210, 4th Year, Iowa

[Click for complete bio](#)



Safety **Amani Hooker** is in his fourth NFL season in 2022. He was selected by the Titans in the fourth round (116th overall) of the 2019 NFL Draft.

Hooker appeared in 12 games in 2021 with a career-high 12 starts. He totaled a career-best 62 tackles, one tackle for loss, one interception, four passes defended and one forced fumble. He added seven tackles and an interception in the team's divisional playoff contest.

In 2020, Hooker played 16 games with three starts. He tied **Malcolm Butler** for the team lead with four interceptions and ranked fourth on the team with seven special teams tackles. Additionally, he totaled one tackle for loss and eight passes defended.

As a rookie in 2019, Hooker played as a reserve safety in all 16 games and collected 13 tackles while ranking third on the team with eight special teams tackles.

During a three-year career at Iowa, Hooker played in 36 games with 19 starts and totaled 125 tackles, six interceptions, a sack, 3.5 tackles for loss and nine passes defended. He declared for the NFL Draft following his junior campaign.

Hooker is a native of Minneapolis, Minn.

### Hooker's 2022 Preseason Statistics:

Year	GP	GS	Tackle	Sack	QBP	TFL	Int	PD	FF	FR
2022	1	1	2	0.0	0	0	0	0	0	0

### Hooker's Career Regular Season Statistics:

Year	GP	GS	Tackle	Sack	QBP	TFL	Int	PD	FF	FR
2019	16	0	13	0.0	0	0	0	0	0	0
2020	16	3	44	0.0	0	1	4	8	0	0
2021	12	12	62	0.0	0	1	1	4	1	0
2022	0	0	0	0.0	0	0	0	0	0	0
<b>Totals</b>	<b>44</b>	<b>15</b>	<b>119</b>	<b>0.0</b>	<b>0</b>	<b>2</b>	<b>5</b>	<b>12</b>	<b>1</b>	<b>0</b>

### Hooker's Career Postseason Statistics:

Year	GP	GS	Tackle	Sack	QBP	TFL	Int	PD	FF	FR
2019	3	0	3	0.0	0	0	0	0	0	0
2020	1	0	0	0.0	0	0	0	0	0	0
2021	1	1	7	0.0	0	0	1	2	0	0
<b>Totals</b>	<b>5</b>	<b>1</b>	<b>10</b>	<b>0.0</b>	<b>0</b>	<b>0</b>	<b>1</b>	<b>2</b>	<b>0</b>	<b>0</b>

### Hooker's Regular Season Single-Game Highs:

**Tackles** - 12 at L.A. Rams (11/7/21)  
**Interceptions** - 1 (Five times, last vs. San Francisco, 12/23/21)  
**Passes Defended** - 2 (Twice, last at Baltimore, 11/22/20)

### Hooker's Playoff Single-Game Highs:

**Tackles** - 7 vs. Cincinnati (1/22/22)  
**Interceptions** - 1 vs. Cincinnati (1/22/22)  
**Passes Defended** - 2 vs. Cincinnati (1/22/22)





# TITANS SPECIALISTS

## PUNTERS

No.	Name	Ht	Wt	Exp	College
6	Kern, Brett	6-2	214	15	Toledo
4	Stonehouse, Ryan	5-10	193	R	Colorado State

## KICKERS

No.	Name	Ht	Wt	Exp	College
14	Bullock, Randy	5-9	210	11	Texas A&M
11	Shudak, Caleb *	5-7	177	R	Iowa

## LONG SNAPPERS

No.	Name	Ht	Wt	Exp	College
46	Cox, Morgan	6-4	233	12	Tennessee

\* Physically Unable to Perform (PUP)

A native of Collierville, Tenn., Cox played 38 games in three seasons (2007-09) as the primary long snapper at the University of Tennessee.

### Cox's 2022 Preseason Statistics:

Year	Team	GP	GS	SpT Tackles
2022	Ten	2	0	0

### Cox's Career Regular Season Statistics:

Year	Team	GP	GS	SpT Tackles
2010	Bal	15	0	1
2011	Bal	16	0	0
2012	Bal	16	0	2
2013	Bal	16	0	2
2014	Bal	7	0	0
2015	Bal	16	0	0
2016	Bal	16	0	2
2017	Bal	16	0	1
2018	Bal	16	0	1
2019	Bal	16	0	0
2020	Bal	15	0	2
2021	Ten	17	0	1
2022	Ten	0	0	0
<b>NFL Totals</b>		<b>182</b>	<b>0</b>	<b>12</b>

### Cox's Career Postseason Statistics:

Year	Team	GP	GS	SpT Tackles
2011	Bal	2	0	0
2012	Bal	4	0	0
2018	Bal	1	0	0
2019	Bal	1	0	0
2020	Bal	2	0	0
2021	Ten	1	0	0
<b>Playoff Totals</b>		<b>11</b>	<b>0</b>	<b>0</b>

## #46 • LS MORGAN COX

6-4, 233, 13th Year, Tennessee

[Click for complete bio](#)

Long snapper **Morgan Cox** is in his 13th NFL season and his second campaign with the Titans in 2022. He was signed by the Titans as an unrestricted free agent on March 19, 2021.

In 2021, Cox handled all of the team's long snapping duties in all 17 regular season games and one postseason game. He helped kicker **Randy Bullock** finish ninth in franchise history with 120 points in a single season, including three game-winning field goals (Sept. 19 at Seattle, Oct. 31 at Indianapolis and Dec. 23 against San Francisco). He also snapped for punter **Brett Kern**, who had the league's third-best ratio of punts inside the 20 to touchbacks (18:1).

In his first 11 seasons, Cox appeared in 165 regular season games for the Baltimore Ravens, serving as the team's primary long snapper after entering the NFL as an undrafted free agent in 2010. He was selected to four Pro Bowls and was a part of five playoff teams in Baltimore, totaling 10 postseason games played.

In 2020, he earned his fourth career Pro Bowl selection. He helped kicker Justin Tucker record his fifth consecutive season with at least 130 points, tying the NFL record of consecutive seasons with 130-plus points. Tucker connected on 26 of 29 field goals (89.7 percent) and was 52 of 53 on extra points (98.1 percent). Cox also snapped on all 51 of Sam Koch's 51 punts, as Koch was the NFL's only punter to place at least 20 punts (22) inside in the 20-yard line and have no more than one touchback.



## #14 • K RANDY BULLOCK

5-9, 210, 11th Year, Texas A&M

[Click for complete bio](#)

Kicker **Randy Bullock** is in his 11th NFL season and his second campaign with the Titans in 2022. He was added to the practice squad on Sept. 11, 2021 and promoted to the 53-man roster four days later.

Bullock appeared in 16 games during the 2021 regular season. He made 26 field goals on 31 attempts (83.9 percent) and added 42 extra points on 45 attempts (93.3 percent). His 120 points ranked ninth in franchise history and were the most by a Titans player since **Ryan Succop** scored 136 points in 2017. He totaled a career-high three game-winning field goals: Sept. 19 at Seattle, Oct. 31 at Indianapolis and Dec. 23 against San Francisco. Bullock's 42 extra points tied for seventh in franchise annals. Additionally, he made one field goal and one extra point in the team's divisional playoff contest.

Prior to joining the Titans, Bullock appeared in 107 games over nine seasons with the Houston Texans (2012-15), New York Jets (2015), New York Giants (2016), Pittsburgh Steelers (2016) and Cincinnati Bengals (2016-20). He also had a stint with the Detroit Lions during the 2021 offseason.

Through his first nine seasons, he connected on 168 of 202 field goal attempts (83.2 percent) and 215 of 225 extra points (95.6 percent).

In 2020, he played in 12 games for the Bengals and made 21 of 26 field goal attempts and 24 of 25 extra point attempts.

In 2017, he registered a career-best rate of 90 percent on field goals (18 of 20) and also was 31 of 33 on extra point chances.

In four seasons at Texas A&M (2008-11), he set school records for total points (365), field goals (63) and extra points (176). As a senior in 2011, he was named first-team All-American and won the Lou Groza Award for college football's best placekicker.



### Bullock's 2022 Preseason Statistics:


Year	Team	GP	FGM	FGA	Pct	Lg	XPM	XPA	Pts
2022	Ten	2	3	3	100.0	49	2	2	11



## #6 • P BRETT KERN

6-2, 214, 15th Year, Toledo

[Click for complete bio](#)



Punter **Brett Kern** is in his 15th NFL season and his 13th full campaign with the Titans in 2021. The three-time Pro Bowl selection was claimed off waivers by the Titans during the 2009 season.

During his time in Tennessee, Kern has placed his name at the top of virtually every career record list for his position. At the end of the 2021 campaign, he held franchise career benchmarks for punts (923), average (45.9), net average (40.8) and punts inside the 20 (373). He also established franchise records for single-season punting average (49.7 in 2017) and single-season net average (44.6 in 2017). Kern owns the top nine net punting seasons in franchise history and six of the team's top eight gross punting seasons.

With 197 career games with the Titans through 2021, Kern ranked third in franchise history behind **Bruce Matthews** (296) and **Elvin Bethea** (210). Kern's total was the most for any player during the franchise's "Titans era" (since 1999).

Kern's 2021 statistics in 14 games included 47 total punts for a 44.8-yard gross average and a 40.4-yard net average with 18 punts placed inside the 20. He had the league's third-best ratio of punts inside the 20 to touchbacks (18:1). Additionally, his four punts placed inside the five-yard line gave him a rate of 8.5 percent, which ranked third in the NFL and set a career high.

In 2020, Kern appeared in 13 games, missing three contests on injured reserve. He punted 37 times for a 45.8 gross average and a 41.5-yard net average with 22 punts placed inside the 20. Since the 1991 season, Kern's 59.5 percent of punts placed inside the 20 in 2020 was the best of any player with at least 30 punts in a season. During the campaign he passed **Craig Hentrich** (861 punts) as the organization's all-time leading punter.

When Kern was placed on injured reserve during the 2020 season, it ended his consecutive games played streak ended at 199 games, including his career with the Titans and Denver Broncos. At the time, he owned the fourth-longest active consecutive games played streak in the NFL. His streak with the Titans ended at 177 consecutive games played, finishing as the second-longest streak in franchise history behind **Bruce Matthews'** 232 consecutive games from 1987 to 2001.

In 2019, Kern was named to the Pro Bowl for the third consecutive season, and he earned first-team Associated Press All-Pro honors for the first time in his career. His 37 punts inside the 20 led the NFL, and his 43.1-yard net average ranked second in team history.

In 2018, his 47.1-yard gross average ranked fifth in team history, and his 41.7-yard net average ranked second in team annals. He set a franchise record and recorded a career high with 39 of his 74 punts inside the 20-yard line. He finished the season with a career-long streak of 16 consecutive punts placed inside the 20, including every punt in the final three games of the season.

In 2017, Kern had arguably one of the best seasons by a punter in NFL history and was named to his first career Pro Bowl in addition to earning second-team Associated Press All-Pro honors. He punted 75 times for 3,728 yards with 28 punts placed inside the 20-yard line. His 44.6-yard net average broke his own team record and finished second in NFL history behind only **Johnny Hekker's** 46.0-yard net average in 2016. Kern's 49.7-yard gross average also broke his team mark and finished eighth in NFL history.

In 2015, Kern continued his annual assault on the team's all-time punting records and accomplished a first-of-its-kind NFL feat, becoming the first punter in league history to record 80 or more punts, a net average of 40 yards, and one or zero touchbacks in a single season. His season totals included 88 punts (tied for fifth place in franchise history), a 47.4-yard gross average (second in franchise history), a 40.3 net average (third in franchise history), a career-high 34 punts inside the 20 (third in franchise history) and only one touchback (career low).

In 2014, Kern launched a career-high 88 total punts for a gross average of 46.8 yards and a net average of 40.8 yards, which broke his own single-season team record (40.4-yard net average in 2012).

Kern produced one of the best punting seasons in team history in 2012. He set then-franchise records with a gross punting average of 47.6 yards and a net punting average of 40.4 yards (later broke both marks).

Kern was claimed by the Titans off waivers from the Denver Broncos on Oct. 27, 2009. He spent the entire 2008 season and the first six games of 2009 campaign in Denver, totaling 73 punts and a 46.5-yard average in 22 games with the Broncos.

In 2008, Kern ranked fifth in the league with a 46.7-yard punting

### Bullock's Career Regular Season Statistics:

Year	Team	GP	FGM	FGA	Pct	Lg	XPM	XPA	Pts
2013	Hou	16	26	35	74.3	51	26	26	104
2014	Hou	16	30	35	85.7	55	40	40	130
2015	Hou/NYJ	11	19	23	82.6	49	22	25	79
2016	NYG/Pit/Cin	5	8	9	88.9	44	9	10	33
2017	Cin	15	18	20	90.0	51	31	33	85
2018	Cin	16	19	23	82.6	51	39	41	96
2019	Cin	16	27	31	87.1	57	24	25	105
2020	Cin	12	21	26	80.8	55	24	25	87
2021	Ten	16	26	31	83.9	51	42	45	120
2022	Ten	0	0	0	-	-	0	0	0
<b>NFL Totals</b>		<b>123</b>	<b>194</b>	<b>233</b>	<b>83.3</b>	<b>57</b>	<b>257</b>	<b>270</b>	<b>839</b>

### Bullock's Career Postseason Statistics:

Year	Team	GP	FGM	FGA	Pct	Lg	XPM	XPA	Pts
2021	Ten	1	1	1	100.0	34	1	1	4

### Bullock's Regular Season Single-Game Highs:

- Field Goals Made** - 6 vs. Baltimore (12/21/14)
- Field Goal Attempts** - 6 vs. Baltimore (12/21/14)
- Longest Field Goal** - 57 at Miami (12/22/19)
- PATs Made** - 6 vs. Tennessee (11/30/14)
- PATs Attempted** - 6 vs. Tennessee (11/30/14)
- Points** - 19 vs. Baltimore (12/21/14)

### Bullock's Playoff Single-Game Highs:

- Field Goals Made** - 1 vs. Cincinnati (1/22/22)
- Field Goal Attempts** - 1 vs. Cincinnati (1/22/22)
- Longest Field Goal** - 34 vs. Cincinnati (1/22/22)
- PATs Made** - 1 vs. Cincinnati (1/22/22)
- PATs Attempted** - 1 vs. Cincinnati (1/22/22)
- Points** - 4 vs. Cincinnati (1/22/22)

## FRANCHISE SINGLE-SEASON SCORING

During his first season with the Titans, kicker **Randy Bullock** made 26 field goals on 31 attempts and added 42 extra points on 45 attempts. Bullock's total of 120 points ranked ninth in franchise history and was the highest number by a Titans player since **Ryan Succop's** franchise-record-tying 136 points in 2017.

### Most points in a season, franchise history:

Player	Season	TD	XPM	FGM	2PT	Points
1. Ryan Succop	2017	0	31	35	0	136
Al Del Greco	1998	0	28	36	0	136
3. Rob Bironas	2007	0	28	35	0	133
4. Al Del Greco	1996	0	35	32	0	131
5. Rob Bironas	2008	0	40	29	0	127
6. Al Del Greco	1993	0	39	29	0	126
7. Gary Anderson	2003	0	42	27	0	123
8. Rob Bironas	2011	0	34	29	0	121
<b>9. Randy Bullock</b>	<b>2021</b>	<b>0</b>	<b>42</b>	<b>26</b>	<b>0</b>	<b>120</b>
10. Rob Bironas	2009	0	37	27	0	118
Al Del Greco	2000	0	37	27	0	118





average that marked the third-best season total by a Bronco in club history. At the time, his punting average was the best in NFL history by a rookie. He was named to the All-Rookie team by Pro Football Weekly/PFWA and The *Sporting News*.

The Grand Island, N.Y., native was originally signed by the Broncos as a rookie free agent on April 28, 2008, following four seasons at the University of Toledo.

**Kern's 2022 Preseason Statistics:**

Year	Team	GP	No	Blk	Yds	Avg	Lg	TB	In20	Net
2022	Ten	2	5	0	248	49.6	58	0	4	44.2

**Kern's Career Regular Season Statistics:**

Year	Team	GP	No	Blk	Yds	Avg	Lg	TB	In20	Net
2008	Den	16	46	0	2,150	46.7	64	4	13	37.8
2009	Den/Ten	16	64	0	2,910	45.5	67	10	27	38.5
2010	Ten	16	77	0	3,302	42.9	68	4	24	39.1
2011	Ten	16	86	0	3,747	43.6	64	7	31	39.4
2012	Ten	16	81	2	3,855	47.6	71	5	30	40.4
2013	Ten	16	78	1	3,386	43.4	63	2	32	39.7
2014	Ten	16	88	1	4,118	46.8	79	7	28	40.8
2015	Ten	16	88	0	4,175	47.4	61	1	34	40.3
2016	Ten	16	77	0	3,402	44.2	71	4	32	38.6
2017	Ten	16	75	0	3,728	49.7	74	5	28	44.6
2018	Ten	16	74	1	3,483	47.1	62	3	39	41.7
2019	Ten	16	78	0	3,672	47.1	70	2	37	43.1
2020	Ten	13	37	0	1,695	45.8	66	3	22	41.5
2021	Ten	14	47	0	2,105	44.8	59	1	18	40.4
2022	Ten	0	0	0	0	-	-	0	0	-
<b>Totals</b>		<b>219</b>	<b>996</b>	<b>5</b>	<b>45,728</b>	<b>45.9</b>	<b>79</b>	<b>58</b>	<b>395</b>	<b>40.5</b>

**Kern's Career Postseason Statistics:**

Year	Team	GP	No	Blk	Yds	Avg	Lg	TB	In20	Net
2017	Ten	2	10	0	447	44.7	62	0	4	41.2
2019	Ten	3	15	0	729	48.6	63	4	6	41.3
2020	Ten	1	5	0	228	45.6	53	0	4	45.6
2021	Ten	1	4	0	166	41.5	50	0	3	41.5
<b>Totals</b>		<b>7</b>	<b>34</b>	<b>0</b>	<b>1,570</b>	<b>46.2</b>	<b>63</b>	<b>4</b>	<b>17</b>	<b>41.9</b>

**Kern's Regular Season Single-Game Highs:**

- Punts** - 10 (Twice, last at Miami, 10/8/17)
- Gross Avg.** - 60.5 vs. Pittsburgh (10/25/20)
- Net Avg.** - 50.2 at Miami (10/8/17)
- Long Punt** - 79 vs. Indianapolis (12/28/14)
- In20** - 8 at Denver (10/14/19)

**Kern's Playoff Single-Game Highs:**

- Punts** - 6 (Twice, last at Baltimore, 1/11/20)
- Gross Avg.** - 52.5 at Baltimore (1/11/20)
- Net Avg.** - 45.6 (five punts) vs. Baltimore (1/10/21)
- Long Punt** - 63 at Baltimore (1/11/20)
- In20** - 4 (Twice, last vs. Baltimore, 1/10/21)

**MOST GAMES PLAYED, TEAM HISTORY**

On Dec. 23, 2021, Titans punter **Brett Kern** passed **Brad Hopkins** (194) for third place in franchise history in career games. He now trails only **Bruce Matthews** (296) and **Elvin Bethea** (210). Kern was acquired by the Titans off waivers from Denver during the 2009 season.

**Most games played, franchise history (regular season):**

Player	Position	Years	Games
1. Bruce Matthews	OL	1983-2001	296
2. Elvin Bethea	DE	1968-1983	210
3. <b>Brett Kern</b>	<b>P</b>	<b>2009-2021</b>	<b>197</b>
4. Brad Hopkins	T	1993-2005	194
5. Craig Hentrich	P	1998-2009	177
6. Gregg Bingham	LB	1973-1984	173
7. Ray Childress	DL	1985-1995	160
8. Mike Munchak	G	1982-1993	159
9. Keith Bulluck	LB	2000-2009	157
10. Benji Olson	G	1998-2007	152

**FRANCHISE CAREER PUNTING LEADERS**

On Nov. 30, 2020, **Brett Kern** passed **Craig Hentrich** (861 punts with the Titans) for first place on the franchise's all-time punting list. Kern also is the all-time career leader in Titans/Oilers history in both gross punting average and net punting average.

**Most career punts, franchise history:**

Player	Years	Punts
1. <b>Brett Kern</b>	<b>2009-2021</b>	<b>923</b>
2. Craig Hentrich	1998-2009	861
3. Jim Norton	1960-1968	522

**Highest career gross punting average, franchise history (minimum 250 punts):**

Player	Years	Gross Avg.
1. <b>Brett Kern</b>	<b>2009-2021</b>	<b>45.9</b>
2. Greg Montgomery	1988-1993	43.6
3. Craig Hentrich	1998-2009	42.9
4. Jim Norton	1960-1968	42.1
5. Cliff Parsley	1977-1982	39.8
6. Dan Pastorini	1971-1979	39.7

**Highest career net punting average, franchise history (since 1976, minimum 250 punts):**

Player	Years	Net Avg.
1. <b>Brett Kern</b>	<b>2009-2021</b>	<b>40.8</b>
2. Craig Hentrich	1998-2009	37.2
3. Greg Montgomery	1988-1993	36.6
4. Cliff Parsley	1977-1982	32.3

**PCT. INSIDE THE 20 IN A SEASON SINCE 1991**

Over a 30-season span from 1991 through 2020, no player with at least 30 punts in a season put a higher percentage of their punts inside the 20 than Titans punter **Brett Kern** in 2020. Twenty-two of Kern's 37 punts were placed inside the 20 for a rate of 59.5 percent.

**Highest percentage of punts in a season placed inside the 20 from 1991 to 2021 (minimum 30 punts):**

Player	Team	Season	Total Punts	Inside the 20	Pct. Inside the 20
1. <b>Brett Kern</b>	<b>Tennessee</b>	<b>2020</b>	<b>37</b>	<b>22</b>	<b>59.5</b>
2. Jake Bailey	New England	2020	55	31	56.4
3. Dustin Colquitt	Kansas City	2012	83	45	54.2
4. Andy Lee	San Francisco	2012	67	36	53.7
5. Mike Scifres	San Diego	2013	56	30	53.6
6. Bryan Anger	Houston	2019	45	24	53.3
7. Bryan Anger	Tampa Bay	2016	70	37	52.9
8. Mat McBriar	Dallas	2009	72	38	52.8
9. <b>Brett Kern</b>	<b>Tennessee</b>	<b>2018</b>	<b>74</b>	<b>39</b>	<b>52.7</b>
10. Sam Koch	Baltimore	2019	40	21	52.5

## 2019 NFL PUNTING LEADERS

Titans punter **Brett Kern** ranks near the top of the NFL in gross punting average and net punting average in 2019.

He also is at the top of the NFL in total punts placed inside the 20.

### Highest gross punting average in 2019:

Player	Team	Gross Average
1. Tress Way	Washington Redskins	49.6
2. Andy Lee	Arizona Cardinals	47.8
3. Johnny Hekker	Los Angeles Rams	47.4
<b>4. Brett Kern</b>	<b>Tennessee Titans</b>	<b>47.1</b>
5. Ty Long	Los Angeles Chargers	47.0
6. Logan Cooke	Jacksonville Jaguars	46.8
7. Bryan Anger	Houston Texans	46.5
8. Cameron Johnston	Philadelphia Eagles	46.4
9. Jamie Gillan	Cleveland Browns	46.2
Thomas Morstead	New Orleans Saints	46.2

### Highest net punting average in 2019:

Player	Team	Net Average
1. Logan Cooke	Jacksonville Jaguars	44.5
Bryan Anger	Houston Texans	44.5
3. Tress Way	Washington Redskins	44.1
<b>4. Brett Kern</b>	<b>Tennessee Titans</b>	<b>43.1</b>
Thomas Morstead	New Orleans Saints	43.1
6. Britton Colquitt	Minnesota Vikings	42.6
7. Johnny Hekker	Los Angeles Rams	42.4
8. Cameron Johnston	Philadelphia Eagles	42.3
Riley Dixon	New York Giants	42.3
10. Kevin Huber	Cincinnati Bengals	42.1

### Most punts placed inside the 20 in 2019:

Player	Team	Inside the 20
<b>1. Brett Kern</b>	<b>Tennessee Titans</b>	<b>37</b>
2. Jake Bailey	New England Patriots	36
3. Michael Dickson	Seattle Seahawks	34
Corey Bojorquez	Buffalo Bills	34
5. A.J. Cole	Oakland Raiders	33
6. Sam Martin	Detroit Lions	31
7. Kevin Huber	Cincinnati Bengals	30
Tress Way	Washington Redskins	30
9. Colby Wadman	Denver Broncos	29
Thomas Morstead	New Orleans Saints	29
J.K. Scott	Green Bay Packers	29
Riley Dixon	New York Giants	29

## PERCENT INSIDE THE 20 IN 2018

Titans punter **Brett Kern** set a franchise record with 39 punts placed inside the opponent's 20-yard line in 2018. He ranked second in the NFL in the category, but he led the NFL for the highest percentage of his punts placed inside the 20 at 52.7 percent (39 of 74).

Kern finished the season with a career-long streak of 16 consecutive punts placed inside the 20, including every punt in the final three games of the season.

His 52.7 percent of punts placed inside the 20 was the highest percentage for the franchise from 1991–2018.

### Highest percentage of punts placed inside the 20 in 2018:

Player	Team	Punt	In20	Pct In20
<b>1. Brett Kern</b>	<b>Tennessee</b>	<b>74</b>	<b>39</b>	<b>52.7</b>
2. Tress Way	Washington	79	41	51.9
3. Corey Bojorquez	Buffalo	45	22	48.9
4. Johnny Hekker	L.A. Rams	43	21	48.8
5. Trevor Daniel	Houston	74	36	48.6
6. Dustin Colquitt	Kansas City	45	21	46.7
7. Pat O'Donnell	Chicago	62	28	45.2
8. Sam Koch	Baltimore	60	27	45.0
9. Jordan Berry	Pittsburgh	63	28	44.4
10. Sam Martin	Detroit	74	32	43.2

## NET AVERAGE IN A SEASON, TEAM HISTORY

Titans punter **Brett Kern** owns the top nine net punting seasons in franchise history and 10 of the team's top 12 net punting seasons.

In 2017, he shattered his own franchise record (40.76 net average in 2014) by averaging 44.56 net yards on 75 punts.

He initially set the club mark for the first time in 2011 with a 39.37-yard net average, eclipsing **Craig Hentrich's** 1998 net average of 39.22 yards.

### Highest single-season net punting average, franchise history:

Player	Year	Net Average
<b>1. Brett Kern</b>	<b>2017</b>	<b>44.56</b>
<b>2. Brett Kern</b>	<b>2019</b>	<b>43.12</b>
<b>3. Brett Kern</b>	<b>2018</b>	<b>41.69</b>
<b>4. Brett Kern</b>	<b>2014</b>	<b>40.76</b>
<b>5. Brett Kern</b>	<b>2021</b>	<b>40.43</b>
<b>6. Brett Kern</b>	<b>2012</b>	<b>40.36</b>
<b>7. Brett Kern</b>	<b>2015</b>	<b>40.34</b>
<b>8. Brett Kern</b>	<b>2013</b>	<b>39.70</b>
<b>9. Brett Kern</b>	<b>2011</b>	<b>39.37</b>
10. Craig Hentrich	1998	39.22
11. Greg Montgomery	1993	39.13
<b>12. Brett Kern</b>	<b>2010</b>	<b>39.06</b>

## SINGLE-SEASON NET AVG, NFL HISTORY

**Brett Kern** led the NFL with a 44.6-yard net punting average in 2017. His average ranked second in NFL history. The only better single-season net punting average in NFL history was Rams punter **Johnny Hekker's** 46.0-yard net average in 2016.

### Highest single-season net punting average, NFL history (through 2018):

Player	Year	Team	Net Average
1. Johnny Hekker	2016	LAR	46.0
<b>2. Brett Kern</b>	<b>2017</b>	<b>Ten</b>	<b>44.6</b>
3. Johnny Hekker	2017	LAR	44.3
4. Johnny Hekker	2013	StL	44.2
Sam Martin	2016	Det	44.2
6. Andy Lee	2011	SF	44.0
7. Shane Lechler	2009	Oak	43.9
8. Johnny Hekker	2015	StL	43.7
9. Sam Koch	2014	Bal	43.3
10. (two tied)			43.2

## SINGLE-SEASON GROSS AVG, TEAM HISTORY

**Brett Kern's** 2017 gross punting average (49.71) broke his own franchise record. He initially set the franchise mark in 2012 by surpassing **Craig Hentrich's** 47.22-yard gross average from 1998.

### Highest single-season gross punting average, franchise history:

Player	Year	Gross Average
<b>1. Brett Kern</b>	<b>2017</b>	<b>49.71</b>
<b>2. Brett Kern</b>	<b>2012</b>	<b>47.59</b>
<b>3. Brett Kern</b>	<b>2015</b>	<b>47.44</b>
4. Craig Hentrich	1998	47.22
<b>5. Brett Kern</b>	<b>2019</b>	<b>47.08</b>
<b>6. Brett Kern</b>	<b>2018</b>	<b>47.07</b>
7. Greg Montgomery	1992	46.92
<b>8. Brett Kern</b>	<b>2014</b>	<b>46.80</b>
9. Greg Montgomery	1993	45.59
<b>10. Brett Kern</b>	<b>2021</b>	<b>44.79</b>



### SINGLE-SEASON GROSS AVG, NFL HISTORY

Titans punter **Brett Kern** led the NFL with a 49.7-yard gross punting average in 2017. His average ranked eighth in NFL history and was the highest of any player since 2012.

Highest single-season gross punting average, NFL history (through 2018):

Player	Year	Team	Gross Average
1. Sammy Baugh	1940	Was	51.4
2. Shane Lechler	2009	Oak	51.1
3. Andy Lee	2011	SF	50.9
4. Shane Lechler	2011	Oak	50.8
5. Brandon Fields	2012	Mia	50.2
6. Thomas Morstead	2012	NO	50.1
7. Donnie Jones	2008	StL	50.0
8. <b>Brett Kern</b>	<b>2017</b>	<b>Ten</b>	<b>49.7</b>
9. Pat McAfee	2016	Ind	49.3
10. Shane Lechler	2007	Oak	49.1

### SINGLE-GAME GROSS AVERAGE, TEAM HISTORY

On Oct. 25, 2020 against Pittsburgh, **Brett Kern** set a new franchise record and a career high with a gross punting average of 60.5 yards (minimum requirement of four punts).

Kern has recorded seven of the franchise's top 11 single-game gross punting averages (minimum four punts).

Highest single-game gross punting average, since 1976 (min. 4 punts):

Player	Date	Opp	Punts	Gross Avg
1. <b>Brett Kern</b>	<b>10/25/20</b>	<b>Pittsburgh</b>	<b>4</b>	<b>60.5</b>
2. Greg Montgomery	12/27/92	Buffalo	5	59.2
3. Greg Montgomery	09/19/93	San Diego	5	57.6
4. Craig Hentrich	11/04/01	Jacksonville	4	57.5
5. <b>Brett Kern</b>	<b>09/24/17</b>	<b>Seattle</b>	<b>6</b>	<b>56.8</b>
6. <b>Brett Kern</b>	<b>11/12/17</b>	<b>Cincinnati</b>	<b>6</b>	<b>56.5</b>
7. Craig Hentrich	11/15/98	Pittsburgh	4	55.3
8. <b>Brett Kern</b>	<b>10/08/17</b>	<b>Miami</b>	<b>10</b>	<b>54.9</b>
9. <b>Brett Kern</b>	<b>12/28/14</b>	<b>Indianapolis</b>	<b>7</b>	<b>54.7</b>
10. <b>Brett Kern</b>	<b>12/20/15</b>	<b>New England</b>	<b>5</b>	<b>54.4</b>
11. <b>Brett Kern</b>	<b>01/03/10</b>	<b>Seattle</b>	<b>4</b>	<b>53.5</b>

### SINGLE-GAME NET AVERAGE, TEAM HISTORY

On Oct. 8, 2017 at Miami, **Brett Kern** punted 10 times for 549 yards with no blocks and no touchbacks, averaging 54.9 yards per attempt. The Dolphins returned seven of the punts for 47 total yards. Kern's net punting average of 50.2 set a career high and set the franchise's single-game record, topping **Greg Montgomery's** previous mark of a 49.8-yard net average against the San Diego Chargers on Sept. 19, 1993 (statistic tracked since 1976).

**In doing so, Kern became the first NFL player to punt at least 10 times and finish a game with a net punting average of at least 50 yards.**

Kern has recorded nine of the franchise's top 12 net punting performances.

Highest single-game net punting average, since 1976 (min. 4 punts):

Player	Date	Opp	Punt	Gross Avg	TB	In20	Net Avg
1. <b>Brett Kern</b>	<b>10/8/17</b>	<b>Mia</b>	<b>10</b>	<b>54.9</b>	<b>0</b>	<b>4</b>	<b>50.2</b>
2. <b>Brett Kern</b>	<b>11/10/19</b>	<b>KC</b>	<b>4</b>	<b>51.0</b>	<b>0</b>	<b>2</b>	<b>49.8</b>
3. Greg Montgomery	9/19/93	SD	5	57.6	1	0	49.8
4. Greg Montgomery	12/27/92	Buf	5	59.2	1	2	49.4
5. <b>Brett Kern</b>	<b>10/6/19</b>	<b>Buf</b>	<b>6</b>	<b>49.7</b>	<b>0</b>	<b>1</b>	<b>49.3</b>
6. <b>Brett Kern</b>	<b>11/25/12</b>	<b>Jax</b>	<b>4</b>	<b>50.3</b>	<b>0</b>	<b>1</b>	<b>49.0</b>
7. <b>Brett Kern</b>	<b>11/9/14</b>	<b>Bal</b>	<b>8</b>	<b>51.8</b>	<b>0</b>	<b>0</b>	<b>48.8</b>
8. <b>Brett Kern</b>	<b>10/26/14</b>	<b>Hou</b>	<b>6</b>	<b>51.7</b>	<b>0</b>	<b>2</b>	<b>48.7</b>
9. <b>Brett Kern</b>	<b>9/16/12</b>	<b>SD</b>	<b>7</b>	<b>51.6</b>	<b>1</b>	<b>3</b>	<b>48.6</b>
10. Craig Hentrich	11/4/01	Jac	4	57.5	0	2	48.5
11. <b>Brett Kern</b>	<b>10/1/17</b>	<b>Hou</b>	<b>5</b>	<b>49.2</b>	<b>0</b>	<b>1</b>	<b>48.4</b>
12. <b>Brett Kern</b>	<b>9/24/17</b>	<b>Sea</b>	<b>6</b>	<b>56.8</b>	<b>1</b>	<b>2</b>	<b>48.2</b>

### MOST CONSECUTIVE GAMES, TEAM HISTORY

Punter **Brett Kern** played in 177 consecutive games for the Titans before the streak came to an end against the Chicago Bears on Nov. 8, 2020. His streak ranks second in franchise history, behind only Hall of Fame offensive lineman **Bruce Matthews** (232).

Most consecutive games played in franchise history (regular season):

Player	Position	Years	Consec. Games
1. Bruce Matthews	OL	1987–2001	232
2. <b>Brett Kern</b>	<b>P</b>	<b>2009–2020</b>	<b>177</b>
3. Robert Brazile	LB	1975–1984	147
4. Craig Hentrich	P	1998–2007	146
5. Rob Bironas	K	2005–2013	144
6. Beau Brinkley	LS	2012–2020	135
Keith Bulluck	LB	2000–2009	135
Elvin Bethea	DE	1968–1977	135
9. Gregg Bingham	LB	1973–1981	134
10. Eddie George	RB	1996–2003	128

### 2017 NFL PUNTING LEADERS

Titans punter **Brett Kern** finished in first place on the 2017 NFL leaderboard in gross punting average and net punting average.

Highest gross punting average in 2017:

Player	Team	Gross Average
1. <b>Brett Kern</b>	<b>Tennessee</b>	<b>49.7</b>
2. Shane Lechler	Houston	49.0
3. Drew Kaser	LA Chargers	48.1
4. Johnny Hekker	LA Rams	47.9
5. Britton Colquitt	Cleveland	47.6

Highest net punting average in 2017:

Player	Team	Net Average
1. <b>Brett Kern</b>	<b>Tennessee</b>	<b>44.6</b>
2. Johnny Hekker	LA Rams	44.3
3. Marquette King	Oakland	42.7
4. Rigoberto Sanchez	Indianapolis	42.6
5. Michael Palardy	Carolina	42.4

## NISSAN STADIUM GAMEDAY MEDIA INFORMATION

### MEDIA RELATIONS CONTACTS

Titans Media Relations (Press Box Seats 1-7): (615) 565-4450  
 Robbie Bohren, Vice President, Football Communications  
 Dwight Spradlin, Director of Media Relations  
 Jared Puffer, Media Relations Manager (Field Contact)  
 Kim Smith, Media Relations Coordinator  
 Micah Banks, Media Relations Seasonal Assistant (Media Will Call)  
 Visiting Team Media Relations (Press Box Seats 29-32): (615) 565-4452

### DIRECTIONS TO NISSAN STADIUM

**FROM AIRPORT TO NISSAN STADIUM (APPROXIMATELY 15 MINUTES):** Take I-40 West toward Nashville/Memphis to I-24 West (before downtown). Exit at James Robertson Parkway (Exit 48). Turn left at first light (Interstate Drive). Turn right on Woodland Street. Nissan Stadium will be on the left. Follow signs to parking lot ("M" lot on northwest corner/river side of stadium).

### NISSAN STADIUM MEDIA WILL CALL/MEDIA ENTRANCE

The media will call window and media entrance are located in the northwest corner of Nissan Stadium near Gate 6. The media will call window opens three hours prior to kickoff.

### FIELD MEDIA VESTS

All members of the media with field access during the game must wear a media vest. Still and video photographers will be issued tan vests, while team-affiliated video photographers (coaches' shows, etc.) will be issued gray vests. Additionally, media with in-game field access will be issued an armband. All vests and armbands must be obtained prior to each game at the check-in table. All vests must be returned at the conclusion of the game to Titans personnel or a designated vest receptacle.

### NISSAN STADIUM PRESS BOX INTERNET ACCESS

Wireless internet access is available free of charge in the Nissan Stadium press box. The login information will be available upon arrival in the press box. A limited number of ethernet lines also are available. Accessing the wireless network works the same in the Nissan Stadium press box as it does in most areas with free connectivity. Titans staff may be able to assist in a limited manner, but you should first contact your company's I.T. department with any questions.

### FROM NISSAN STADIUM PRESS BOX TO INTERVIEW ROOMS

Take the press box elevator (Level 3) to field level (Level 1). The Titans interview room is immediately on the right. Turn left and continue straight along the concourse to reach the visiting team's interview room (white line).

### POSTGAME POLICIES

Reporters with press box credentials will not be allowed on the field during pre-game activities or during the game itself. Press box credentials do NOT provide access to the field at the two-minute warning in the fourth quarter. Media will be allowed to gather in the Titans interview room to watch the end of the game or remain in the press box to make the short walk down to the field level at the conclusion of the game. Interviews with Titans players are not permitted on the field following the game. The press conference will begin approximately 10 minutes following the conclusion of the game and will be held in the interview room across from the Titans locker room. Key players also will be brought to the interview room. Simultaneously, the locker room will open to credentialed media members with a working function. The press conference audio will be played live over the press box speakers.

### POSTGAME QUOTES

Quotes from each team's head coach and key players will be transcribed and distributed throughout the Nissan Stadium press box following the game. The quotes also will be available at [www.TennesseeTitans.com/media](http://www.TennesseeTitans.com/media).

### POOL REPORTS

Pool reporters are assigned by the Pro Football Writers of America. They are the only reporters allowed in the officials' locker room. Requests for pool reports must be made in advance. Pool reports will be recorded, transcribed and then distributed in the press box.

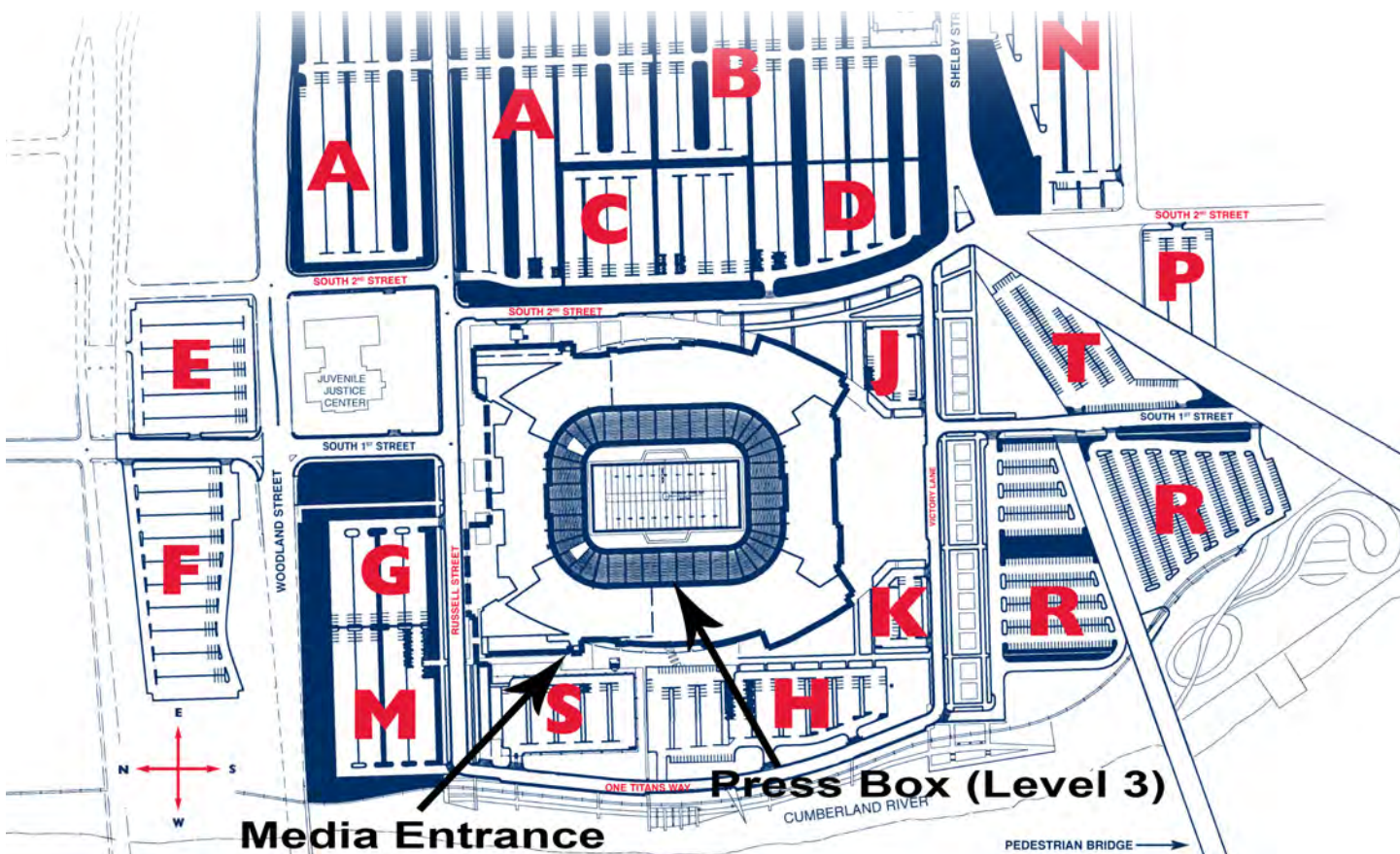
### EXITING NISSAN STADIUM

**FROM NISSAN STADIUM PRESS BOX TO STADIUM EXIT:** Cross the press box catwalk to the third floor lobby. Take the stairs or elevator one floor down to Level 2. Exit through the doors and walk right to get to the "M" lot.

**FROM NISSAN STADIUM TO AIRPORT (APPROXIMATELY 15 MINUTES):** Take I-24 East toward Chattanooga to I-40 East toward Knoxville. The airport is at Exit 216A.

## NISSAN STADIUM PARKING AND MEDIA ENTRANCE

The media will call window and media entrance are located in the northwest corner of Nissan Stadium near Gate 6. The media will call window opens three hours prior to kickoff.



## STREAMING TITANS GAMES IN PRESEASON

During the preseason only, fans in the Nashville market are able to livestream the broadcast on their mobile devices from the **Titans Mobile App** (iOS and Android), as well as on desktop computers and mobile web at TennesseeTitans.com. Restrictions apply.

Additionally, fans outside of Nashville can access live Titans preseason games with the newly-launched NFL+ subscription service, which offers access to all out-of-market preseason games across all devices, live local and primetime regular season and postseason games (phone and tablet only), live local and national audio for every game, and more.

## TITANS TV PROGRAMMING



### Titans All Access

Airs locally throughout the season on Nashville's FOX 17 on Friday nights at 11:05 p.m.

It also airs Saturdays in Nashville on MyTV 30 at 10:30 a.m. and on CW 58 at 3:00 p.m. Titans All Access also has affiliates in Chattanooga, Knoxville, Memphis, Jackson, Huntsville, Ala., and Paducah, Ky.



### The Mike Vrabel Show

Airs throughout the season on Tuesday nights at 6:30 p.m. CT on WKRN Channel 2.

## TITANS PODCASTS



### The OTP: Official Titans Podcast

Hosted by Mike Keith and Amie Wells, The OTP features contributions from TennesseeTitans.com senior writer/editor Jim Wyatt, Titans Radio analyst Dave McGinnis and various Titans players and guests each week.



### Titans Amie and Coach Mac Podcast

Amie Wells and Dave McGinnis talk all things football, with a perspective and roster of special guests only Coach Mac can bring following 30+ years of coaching in the NFL. New episodes every Friday.



### Out of Bounds with Jaimie and Abby

Out of Bounds with Jaimie and Abby is a guest-based podcast heavy on lifestyle and light on football. The podcast is hosted by Jaimie Robinson (the wife of the Titans' General Manager, JRob) and Abby Flittner (co-founder of Nashville Guru, a popular resource for Music City). New episodes on the 1st of each month.



## Titans Talk with Cason

"Hey Kids... Titans Talk with Cason" originally began in 2019 as "Sports Talk with Cason," when then 11-year old die-hard Titans fan, Cason Romero, began his own podcast, with the help of his mom, Carrie. In 2021, Cason's podcast became a member of the Official Titans Podcast Network. New episodes every Wednesday.

## TITANS ON YOUTUBE

HOME VIDEOS PLAYLISTS COMMUNITY CHANNELS

**Work the Technique and Fundamentals We Preach...**

42 views • 22 minutes ago

**The OTP | Rookie Season Ticket Members Event**

72 views • 1 hour ago

**Part Two | The Foundation**

240 views • 1 hour ago

**Translat in Practi**

950 views

Mic'd Up | Tennessee Titans ▶ PLAY ALL

**Robert Woods at Training Camp | Mic'd Up**

Tennessee Titans  
3.5K views • 13 days ago

**Elijah Molden at Training Camp | Mic'd Up**

Tennessee Titans  
3.4K views • 2 weeks ago

**Amani Hooker at Minicamp | Mic'd Up**

Tennessee Titans  
5.3K views • 1 month ago

**Ryan Ta**

Tennessee  
7.4K view

## TV RATINGS

2022 Titans television ratings in the Nashville market:

Date/Opp	Day/Time	Network	Rating/Share	HH (000)	Rank
<b>Preseason</b>					
8/11 at Bal	Thu. 6:30 p.m.	WKRN	10.0/24	112	1
8/20 vs. TB	Sat. 6 p.m.	WKRN	10.5/28	118	1
8/27 vs. Ari	Sat. 6 p.m.	WKRN			
<b>2022 Preseason Average</b>			<b>10.3/26</b>	<b>115</b>	

Previous yearly Titans television ratings in the Nashville market (regular season only):

Season	Rtg/Shr	Season	Rtg/Shr	Season	Rtg/Shr
2021	27.1/50	2013	25.0/41	2005	21.8/42
2020	25.8/47	2012	23.5/39	2004	26.5/48
2019	24.1/44	2011	27.7/46	2003	33.4/57
2018	22.7/39	2010	30.2/50	2002	26.8/49
2017	19.9/35	2009	30.9/50	2001	24.5/42
2016	22.0/38	2008	32.4/55	2000	29.1/50
2015	21.3/37	2007	28.6/49	1999	19.8/35
2014	20.7/36	2006	23.0/42		



## Titans Radio

Titans Radio brings football to fans across the Mid-South in one of the NFL's largest radio networks, including Nashville flagship 104.5 The Zone. Play-by-play announcer **Mike Keith** connection with pro football across the Mid-South dates back to 1996, a year before the Oilers arrived in Tennessee, and he became the "Voice of the Titans" in 1999. Former Titans assistant coach and NFL head coach **Dave McGinnis** began serving as Titans Radio's color analyst in 2017, while Titans Radio gameday host **Rhett Bryan**'s involvement with the broadcast dates back to 1997. **Amie Wells** has been reporting on the sidelines since 2018.

### TITANS RADIO WEEKLY PROGRAMMING

- Monday:**  
"The Mike Vrabel Show" | 6-7 p.m. | Titans Radio/104.5 The Zone
- Tuesday:**  
"Mac Talk" with Dave McGinnis & Rhett Bryan | 6-7 p.m. | 104.5 The Zone
- Wednesday:**  
"Titans Tonight" with Keith Bulluck | 6-7 p.m. | Titans Radio/104.5 The Zone
- Sunday (Noon Kickoff):**  
"Countdown to Kickoff" | 10-11 a.m. | 104.5 The Zone  
"Titans Countdown" | 11 a.m.-12 p.m. | Titans Radio/104.5 The Zone  
"Titans Talkback" | 3-5 p.m. | 104.5 The Zone

### TITANS RADIO AFFILIATES

Flagship	Tennessee		
Nashville	WGFX	FM	104.5
	Waverly	WQMV	FM 93.5
			AM 1060
	Winchester	WCDD	AM 1340
Tennessee	Alabama		
Camden	WRJB	FM	95.9
	WFwl	AM	1220
Chattanooga	WGOW	FM	102.3
		AM	1150
Clarksville	WKFN	AM	540
		FM	104.1
Cleveland	WCLE	FM	104.1
Columbia	WMCP	AM	1280
Cookeville	WKXD	FM	106.9
Dickson	WDKN	AM	1260
Fayetteville	WYTM	FM	105.5
Franklin	WAKM	AM	950
Greeneville	WIKQ	FM	103.1
Jackson	WZDQ	FM	102.3
Knoxville	WOKI	FM	98.7
Lebanon	WANT	FM	98.9
Lebanon	WCOR	AM	1490
Lewisburg	WJMM	FM	94.3
Manchester	WMSR	FM	107.9
		AM	1320
Memphis	WKIM	FM	98.9
Morristown	WCRK	FM	105.7
Nashville	WGFX	FM	104.5
Shelbyville	WZNG	FM	100.9
		AM	1400
Tri-Cities	WXSM	AM	640
Union City	WQAK	FM	105.7
		AM	1290
	Bowling Green	WPTQ	FM 105.3
	Cadiz	WKDZ	FM 106.5
	Columbia	WAIN	FM 101.9
		AM	1270
	Henderson	WSON	AM 860
		FM	96.5
	Madisonville	WWKY	FM 97.7
	Owensboro	WVJS	FM 92.9
		AM	1420
	Paducah	WPAD	FM 99.5
		AM	1560

## DAILY TRAINING CAMP MEDIA SCHEDULE

The training camp media schedule is subject to change. Practices typically last 1 hour and 45 minutes, and media availability generally takes place in-person immediately following practice. All practices take place at Ascension Saint Thomas Sports Park unless otherwise listed. Times listed are central unless otherwise indicated.

**Monday, Aug. 22**

1:30 p.m. . . . . Practice

**Tuesday, Aug. 23**

No media access

**Wednesday, Aug. 24**

9:30 a.m. . . . . Practice with Arizona Cardinals

**Thursday, Aug. 25**

9:30 a.m. . . . . Practice

**Friday, Aug. 26**

No media access

**Saturday, Aug. 27**

6 p.m. . . . . Titans vs. Arizona Cardinals

**Sunday, Aug. 28**

TBA . . . . . Mike Vrabel press conference

*Schedule after Aug. 28 will be announced at a later date.*

## CONTACT INFORMATION

Titans Practice Facility/Training Camp Site:  
**Ascension Saint Thomas Sports Park**  
 460 Great Circle Road  
 Nashville, TN 37228

Nissan Stadium:  
**One Titans Way**  
 Nashville, TN 37213

Media Resources:  
[www.TennesseeTitans.com/media](http://www.TennesseeTitans.com/media)

Phone:  
 (615) 565-4000 (main)  
 (615) 565-4100 (media relations)  
 (615) 565-4200 (ticket office)

Titans Football Communications:  
 Robbie Bohren | V.P. of Football Communications  
[rbohren@titans.nfl.com](mailto:rbohren@titans.nfl.com)  
 Jim Wyatt | Senior Writer/Editor  
[jwyatt@titans.nfl.com](mailto:jwyatt@titans.nfl.com)  
 Dwight Spradlin | Director of Media Relations  
[dspradlin@titans.nfl.com](mailto:dspradlin@titans.nfl.com)  
 Jared Puffer | Media Relations Manager  
[jpuffer@titans.nfl.com](mailto:jpuffer@titans.nfl.com)  
 Kim Smith | Media Relations Coordinator  
[ksmith@titans.nfl.com](mailto:ksmith@titans.nfl.com)  
 Micah Banks | Media Relations Seasonal Assistant  
[mbanks@titans.nfl.com](mailto:mbanks@titans.nfl.com)

## MEDIA INFORMATION FOR TRAINING CAMP

**CREDENTIALS:** Media credentials for training camp are required for access to Ascension Saint Thomas Sports Park. All credential requests must be submitted through an online application process at a link provided by the media relations department. Email [ksmith@titans.nfl.com](mailto:ksmith@titans.nfl.com) for more information.

Separate credentials are issued for training camp and Titans games. Approval for one category does not guarantee approval for another.

**TRAINING CAMP CREDENTIAL APPLICATIONS MUST BE SUBMITTED PRIOR TO A MEDIA OUTLET'S ARRIVAL AT CAMP. SAME-DAY REQUESTS WILL NOT BE HONORED.**

**PARKING AND MEDIA WORKROOM AT ASCENSION SAINT THOMAS SPORTS PARK:**

Parking at Ascension Saint Thomas Sports Park is extremely limited. Please make contact with Titans media relations prior to coming to practice to receive instructions. **Media arriving at training camp without prearrangements through the media relations staff are likely to be denied parking.**

The new media workroom inside Ascension Saint Thomas Sports Park is now open on the second floor of the new building. The workroom will be open on days the media is invited to cover practice and/or a press conference. Stand-ups on the field are permitted following practice and media availability, but otherwise media members will be asked to clear the field and return to the media workroom.

**INTERVIEW POLICY DURING TRAINING CAMP:**

During training camp, head coach **Mike Vrabel** and players typically are made available to speak with the media following practice sessions. Players are available immediately coming off the practice field, after which time Vrabel will address the media at the podium. Select players also will be made available at the podium. Coordinators and assistant coaches are available for interviews on days that are predetermined and announced by the media relations department. In accordance with the NFL's media access policy, the locker room will be open to the media on a regular basis prior to the start of the regular season.

**LIVE UPDATES, SOCIAL MEDIA AND PHOTOGRAPHY:**

During training camp sessions, reporters are limited in shooting photos and videos to the beginning portions of practice—generally the stretch and individual periods, or to specific periods as directed by the media relations staff. During this time, live reporting on practice is allowed. However, live streaming in any format is not permitted at any practice, per NFL rules.

If a practice is **open to the public**, periodic live textual reports following stretch and individual periods are permitted throughout the remainder of practice (no photos or videos). Live streaming of the practice is not allowed.

If a practice is **closed to the public**, once the stretch and individual periods are finished and shooting has ended, reportable information observed for the remainder of the session must not be posted until the conclusion of practice.

Within reports from practice, observations on general team and individual performances are allowed. However, reporting on items related to competitive advantage is prohibited, such as positional rotation and scheme-related observations. Media also must not report specifics of conversations on the practice field.

This policy includes, but is not limited to, website articles, social media posts, call-ins to radio stations, video reports and text messaging.

During practice, all media members are asked to stay within the boundaries on the practice field designated by the media relations staff—typically in the end zone area closest to the main building of the practice facility and along the outer boundaries of the field.

## 2021 NFL DIVISIONAL STANDINGS

<b>AFC East</b>	W	L	T	Pct	Home	Road	Conf	Div
y-Buffalo Bills	11	6	0	.647	6-3-0	5-3-0	7-5-0	5-1-0
x-New England Patriots	10	7	0	.588	4-5-0	6-2-0	8-4-0	3-3-0
Miami Dolphins	9	8	0	.529	6-3-0	3-5-0	6-6-0	4-2-0
New York Jets	4	13	0	.235	3-6-0	1-7-0	4-8-0	0-6-0
<b>AFC North</b>	W	L	T	Pct	Home	Road	Conf	Div
y-Cincinnati Bengals	10	7	0	.588	5-4-0	5-3-0	8-4-0	4-2-0
x-Pittsburgh Steelers	9	7	1	.559	6-2-1	3-5-0	7-5-0	4-2-0
Cleveland Browns	8	9	0	.471	6-3-0	2-6-0	5-7-0	3-3-0
Baltimore Ravens	8	9	0	.471	5-4-0	3-5-0	5-7-0	1-5-0
<b>AFC South</b>	W	L	T	Pct	Home	Road	Conf	Div
z-Tennessee Titans	12	5	0	.706	7-2-0	5-3-0	8-4-0	5-1-0
Indianapolis Colts	9	8	0	.529	4-5-0	5-3-0	7-5-0	3-3-0
Houston Texans	4	13	0	.235	2-7-0	2-6-0	4-8-0	3-3-0
Jacksonville Jaguars	3	14	0	.176	3-6-0	0-8-0	3-9-0	1-5-0
<b>AFC West</b>	W	L	T	Pct	Home	Road	Conf	Div
y-Kansas City Chiefs	12	5	0	.706	7-2-0	5-3-0	7-5-0	5-1-0
x-Las Vegas Raiders	10	7	0	.588	5-4-0	5-3-0	8-4-0	3-3-0
Los Angeles Chargers	9	8	0	.529	5-4-0	4-4-0	6-6-0	3-3-0
Denver Broncos	7	10	0	.412	4-5-0	3-5-0	3-9-0	1-5-0

<b>NFC East</b>	W	L	T	Pct	Home	Road	Conf	Div
y-Dallas Cowboys	12	5	0	.706	5-3-0	7-2-0	10-2-0	6-0-0
x-Philadelphia Eagles	9	8	0	.529	3-5-0	6-3-0	7-5-0	3-3-0
Washington Football Team	7	10	0	.412	3-5-0	4-5-0	6-6-0	2-4-0
New York Giants	4	13	0	.235	3-5-0	1-8-0	3-9-0	1-5-0
<b>NFC North</b>	W	L	T	Pct	Home	Road	Conf	Div
z-Green Bay Packers	13	4	0	.765	8-0-0	5-4-0	9-3-0	4-2-0
Minnesota Vikings	8	9	0	.471	5-3-0	3-6-0	6-6-0	4-2-0
Chicago Bears	6	11	0	.353	3-5-0	3-6-0	4-8-0	2-4-0
Detroit Lions	3	13	1	.206	3-5-0	0-8-1	3-9-0	2-4-0
<b>NFC South</b>	W	L	T	Pct	Home	Road	Conf	Div
y-Tampa Bay Buccaneers	13	4	0	.765	7-1-0	6-3-0	8-4-0	4-2-0
New Orleans Saints	9	8	0	.529	3-5-0	6-3-0	7-5-0	4-2-0
Atlanta Falcons	7	10	0	.412	2-6-0	5-4-0	4-8-0	2-4-0
Carolina Panthers	5	12	0	.294	2-6-0	3-6-0	3-9-0	2-4-0
<b>NFC West</b>	W	L	T	Pct	Home	Road	Conf	Div
y-Los Angeles Rams	12	5	0	.706	5-3-0	7-2-0	8-4-0	3-3-0
x-Arizona Cardinals	11	6	0	.647	3-5-0	8-1-0	7-5-0	4-2-0
x-San Francisco 49ers	10	7	0	.588	4-4-0	6-3-0	7-5-0	2-4-0
Seattle Seahawks	7	10	0	.412	3-5-0	4-5-0	4-8-0	3-3-0

x - Clinched Playoff Spot; y - Clinched Division; z - Clinched Home Field

## TITANS OFFENSIVE AND DEFENSIVE RANKINGS BY THE WEEK AND BY THE SEASON

2021 Season Week	Opp.	NFL OFFENSE			AFC OFFENSE		
		Tot	Rush	Pass	Tot	Rush	Pass
1	Ari	29	19	27	14	9	14
2	at Sea	11	4	16T	7	3	7
3	Ind	15	4	20	8	3	10
4	at NYJ	10	4	22	6	3	9
5	at Jax	10	3	25	6	2	11
6	Buf	11	3	27	6	2	13
7	KC	11	3	26	6	2	13
8	at Ind	11	4	21	6	3	12
9	at LAR	15	4	26	9	3	15
10	NO	17	7	23	10	4	13
11	Hou	15	7	21	9	4	12
12	at NE	16	5	23	9	4	13
13	Bye	17	5	23	9	4	13
14	Jax	17	5	23	9	4	13
15	at Pit	18	5	25	10	4	14
16	SF	18	4	25	10	3	14
17	Mia	18	4	27	10	3	15
18	at Hou	17	5	24	9	4	13

**Final regular season offensive rankings:**

Titans in 2021	17	5	24	9	4	13
Titans in 2020	2T	2	23	2T	2	10
Titans in 2019	12	3	21	5	2	9
Titans in 2018	25	7	29	11	3	14
Titans in 2017	23	15	23	9	8	11
Titans in 2016	11	3	25	5	2	11
Titans in 2015	30	25	25T	16	10	14
Titans in 2014	29	26	22	14	14	11
Titans in 2013	22	14	21	11	7	11
Titans in 2012	26	21	22	12	10	11
Titans in 2011	17	31	12	8	16	5
Titans in 2010	27	17	25	15	10	13
Titans in 2009	12	2	23	6	2	10
Titans in 2008	21	7	27	10	3	12
Titans in 2007	21	5	27	10	3	14
Titans in 2006	27	5	30	12	3	15
Titans in 2005	17	23	9	10	12	5
Titans in 2004	11	14	10	6	10	5
Titans in 2003	8	26	5	4	14	3
Titans in 2002	17	11	20	9	7	11
Titans in 2001	8	12	8T	5	8	4
Titans in 2000	14	7	16	8	6	8
Titans in 1999	13	13	13T	6	9	5T

2021 Season Week	Opp.	NFL DEFENSE			AFC DEFENSE		
		Tot	Rush	Pass	Tot	Rush	Pass
1	Ari	21	23	19	12	11	9
2	at Sea	23	13	27	13	8	14
3	Ind	15	12	18	9	7	10
4	at NYJ	17	8	23	10	5	13
5	at Jax	22	15	21	12	8	12
6	Buf	24	9T	24	12	6T	12
7	KC	22	9	23	10	6	11
8	at Ind	22	8	24	10	5	11
9	at LAR	19	8	24	9	5	12
10	NO	21	7	27	11	4	13
11	Hou	14	4	24	5	2	11
12	at NE	16	6	26	7	4	13
13	Bye	17	7	26	8	4	13
14	Jax	13	2	22	5	2	11
15	at Pit	9	2	19	5	2	11
16	SF	12	2	26	5	2	13
17	Mia	12	2	23	5	2	12
18	at Hou	12	2	25	5	2	12

**Final regular season defensive rankings:**

Titans in 2021	12	2	25	5	2	12
Titans in 2020	28	19	29	14	9	16
Titans in 2019	21	12	24	11	7	13
Titans in 2018	8	18	6	5	8	4
Titans in 2017	13	4	25	5	1	12
Titans in 2016	20	2	30	11	1	16
Titans in 2015	12	18	7	8	12	3
Titans in 2014	27	31	15	16	15	9
Titans in 2013	14	20	11	8	8	6
Titans in 2012	27	24	26	15	11	14
Titans in 2011	18T	24	14	11	11	10
Titans in 2010	26	20	29	13	10	14
Titans in 2009	28	11T	31	14	5T	16
Titans in 2008	7	6	9	3	3	4
Titans in 2007	5	5	10	4	3	9
Titans in 2006	32	30	27	16	15	15
Titans in 2005	19	22	17	10	11	7
Titans in 2004	27	18	26	13	11	12
Titans in 2003	12	1	30	9	1	15
Titans in 2002	10	2	25	5	2	13
Titans in 2001	25	5	31	15	3	16
Titans in 2000	1	3	1	1	2	1
Titans in 1999	17	10	25	12	6	15





## 2022 TENNESSEE TITANS PRESEASON STATISTICS

Won 1, Lost 1

Date	W-L	Score	OT	Opponent	Attendance
08/11	L	10-23		at Baltimore	64,216
08/20	W	13-3		Tampa Bay	65,319
08/27				Arizona	

Statistic	Tenn.	Opp.
<b>Total First Downs</b>	<b>29</b>	<b>28</b>
Rushing	9	11
Passing	19	16
Penalty	1	1
3rd Down: Made/Att	8/27	10/30
3rd Down Pct.	29.6	33.3
4th Down: Made/Att	1/4	1/3
4th Down Pct.	25.0	33.3
<b>Possession Avg.</b>	<b>29:39</b>	<b>30:21</b>
<b>Total Net Yards</b>	<b>554</b>	<b>563</b>
Avg. Per Game	277.0	281.5
Total Plays	124	124
Avg. Per Play	4.5	4.5
<b>Net Yards Rushing</b>	<b>241</b>	<b>223</b>
Avg. Per Game	120.5	111.5
Total Rushes	55	53
<b>Net Yards Passing</b>	<b>313</b>	<b>340</b>
Avg. Per Game	156.5	170.0
Sacked/Yards Lost	6/32	7/46
Gross Yards	345	386
Att./Completions	63/34	64/42
Completion Pct.	54.0	65.6
Had Intercepted	3	1
<b>Punts/Average</b>	<b>11/50.4</b>	<b>11/49.5</b>
Net Punting Avg.	11/42.5	11/37.2
<b>Penalties/Yards</b>	<b>14/110</b>	<b>10/84</b>
<b>Fumbles/Ball Lost</b>	<b>2/1</b>	<b>6/2</b>
<b>Touchdowns</b>	<b>2</b>	<b>2</b>
Rushing	1	1
Passing	1	1
Returns	0	0

Score By Periods	Q1	Q2	Q3	Q4	OT	PTS
<b>Team</b>	<b>0</b>	<b>23</b>	<b>0</b>	<b>0</b>	<b>0</b>	<b>23</b>
<b>Opponents</b>	<b>7</b>	<b>7</b>	<b>6</b>	<b>6</b>	<b>0</b>	<b>26</b>

Scoring	TD	Rush	Rec	Ret	K-PAT	FG	S	PTS
Bullock	0	0	0	0	2/2	3/3	0	11
Okonkwo	1	0	1	0			0	6
Willis	1	1	0	0			0	6
<b>Team</b>	<b>2</b>	<b>1</b>	<b>1</b>	<b>0</b>	<b>2/2</b>	<b>3/3</b>	<b>0</b>	<b>23</b>
<b>Opponents</b>	<b>2</b>	<b>1</b>	<b>1</b>	<b>0</b>	<b>2/2</b>	<b>4/4</b>	<b>0</b>	<b>26</b>

2-Pt Conv: TM 0-0, OPP 0-0

Sacks: Anenih 3, Adeniyi 1, Hand 1, Strong 1, Weaver 1, **TM 7, OPP 6**  
 FUM/Lost: Chestnut 1/1, Stonehouse 1/0

Rushing	No.	Yds	Avg	Long	TD
Willis	10	80	8.0	24	1
Chestnut	17	79	4.6	29	0
Haskins	18	58	3.2	10	0
Woodside	5	15	3.0	6	0
Stonehouse	1	9	9.0	9	0
Burks	1	4	4.0	4	0
Hilliard	1	3	3.0	3	0
Wilkins	1	-3	-3.0	-3	0
Cannon	1	-4	-4.0	-4	0
<b>Team</b>	<b>55</b>	<b>241</b>	<b>4.4</b>	<b>29</b>	<b>1</b>
<b>Opponents</b>	<b>53</b>	<b>223</b>	<b>4.2</b>	<b>21</b>	<b>1</b>

Receiving	No.	Yds	Avg	Long	TD
Haskins	5	37	7.4	18	0
Roberson	4	47	11.8	19	0
Godwin	4	31	7.8	12	0
Fitzpatrick	3	39	13.0	18	0
Chestnut	3	22	7.3	12	0
Kinsey	2	30	15.0	19	0
Lewis	2	16	8.0	9	0
B. Moore	2	14	7.0	8	0
Okonkwo	2	11	5.5	6t	1
Wilkins	2	9	4.5	5	0
McMath	1	48	48.0	48	0
Westbrook-Ikhine	1	21	21.0	21	0
Philips	1	11	11.0	11	0
Hudson	1	5	5.0	5	0
Burks	1	4	4.0	4	0
<b>Team</b>	<b>34</b>	<b>345</b>	<b>10.1</b>	<b>48</b>	<b>1</b>
<b>Opponents</b>	<b>42</b>	<b>386</b>	<b>9.2</b>	<b>38</b>	<b>1</b>

Interceptions	No.	Yds	Avg	Long	TD
Jo. Jones	1	38	38.0	38	0
<b>Team</b>	<b>1</b>	<b>38</b>	<b>38.0</b>	<b>38</b>	<b>0</b>
<b>Opponents</b>	<b>3</b>	<b>0</b>	<b>0.0</b>	<b>0</b>	<b>0</b>

Punting	No.	Yds	Avg	Net	TB	In	Lg	B
Stonehouse	6	306	51.0	41.0	3	3	68	0
Kern	5	248	49.6	44.2	0	4	58	0
<b>Team</b>	<b>11</b>	<b>554</b>	<b>50.4</b>	<b>42.5</b>	<b>3</b>	<b>7</b>	<b>68</b>	<b>0</b>
<b>Opponents</b>	<b>11</b>	<b>544</b>	<b>49.5</b>	<b>37.2</b>	<b>1</b>	<b>2</b>	<b>65</b>	<b>0</b>

Punt Returns	Ret	FC	Yds	Avg	Long	TD
Philips	5	1	93	18.6	35	0
Godwin	2	0	22	11.0	21	0
<b>Team</b>	<b>7</b>	<b>1</b>	<b>115</b>	<b>16.4</b>	<b>35</b>	<b>0</b>
<b>Opponents</b>	<b>2</b>	<b>2</b>	<b>27</b>	<b>13.5</b>	<b>27</b>	<b>0</b>

Kickoff Returns	No.	Yds	Avg	Long	TD
Cannon	2	50	25.0	26	0
Godwin	2	45	22.5	23	0
McMath	2	58	29.0	35	0
<b>Team</b>	<b>6</b>	<b>153</b>	<b>25.5</b>	<b>35</b>	<b>0</b>
<b>Opponents</b>	<b>5</b>	<b>122</b>	<b>24.4</b>	<b>33</b>	<b>0</b>

Field Goals	1-19	20-29	30-39	40-49	50+
Bullock	0/0	0/0	2/2	1/1	0/0
<b>Team</b>	<b>0/0</b>	<b>0/0</b>	<b>2/2</b>	<b>1/1</b>	<b>0/0</b>
<b>Opponents</b>	<b>0/0</b>	<b>1/1</b>	<b>0/0</b>	<b>2/2</b>	<b>1/1</b>

Bullock: (33G)(32G,49G)  
 TM: (33G)(32G,49G)  
 OPP: (47G,25G,47G)(52G)

Passing	Att	Cmp	Yds	Cmp%	Yds/Att	TD	TD%	Int	Int%	Long	Sack/Lost	Rating
Woodside	35	21	158	60.0	4.51	0	0.0	3	8.6	19	1/7	35.2
Willis	28	13	187	46.4	6.68	1	3.6	0	0.0	48	5/25	80.5
<b>Team</b>	<b>63</b>	<b>34</b>	<b>345</b>	<b>54.0</b>	<b>5.48</b>	<b>1</b>	<b>1.6</b>	<b>3</b>	<b>4.8</b>	<b>48</b>	<b>6/32</b>	<b>55.3</b>
<b>Opponents</b>	<b>64</b>	<b>42</b>	<b>386</b>	<b>65.6</b>	<b>6.03</b>	<b>1</b>	<b>1.6</b>	<b>1</b>	<b>1.6</b>	<b>38</b>	<b>7/46</b>	<b>80.6</b>

## 2022 TENNESSEE TITANS PRESEASON DEFENSIVE STATISTICS

PLAYER	TACKLES			SACKS		TFL	INTERCEPTIONS				FUMBLES			
	Tot	Solo	Asst	Sk	Yds		No	Yds	Lg	TD	PD	FF	FR	Yds
Gibbens, Jack	14	6	8	0	0	0	0	0	0	0	0	0	0	0
Jones, Joe	10	5	5	0	0	0	1	38	38	0	1	0	0	0
Kalu, Joshua	10	4	6	0	0	0	0	0	0	0	1	1	0	0
Brown, Shakur	8	5	3	0	0	0	0	0	0	0	0	0	0	0
Anenih, David	7	6	1	3	15	1	0	0	0	0	0	2	0	0
Campbell, Chance	6	5	1	0	0	1	0	0	0	0	1	0	0	0
Adeniyi, Ola	6	4	2	1	21	1	0	0	0	0	0	1	0	0
Jones, Naquan	6	4	2	0	0	0	0	0	0	0	0	0	0	0
Colbert, Adrian	5	4	1	0	0	0	0	0	0	0	2	0	0	0
Jackson, Theo	5	4	1	0	0	0	0	0	0	0	0	0	0	0
Mabin, Greg	5	4	1	0	0	0	0	0	0	0	0	0	0	0
Farley, Caleb	4	4	0	0	0	0	0	0	0	0	1	0	0	0
Hand, Da'Shawn	4	3	1	1	4	1	0	0	0	0	0	0	0	0
Avery, Tre	3	3	0	0	0	0	0	0	0	0	1	0	0	0
Carter, Shyheim	3	2	1	0	0	0	0	0	0	0	0	0	1	0
Weaver, Rashad	3	2	1	1	6	2	0	0	0	0	1	0	1	1
Jackson, Chris	3	1	2	0	0	0	0	0	0	0	0	0	0	0
Walker, DeMarcus	3	1	2	0	0	0	0	0	0	0	0	0	0	0
Hooker, Amani	2	2	0	0	0	0	0	0	0	0	0	0	0	0
Johnson Jr., Lonnie	2	2	0	0	0	0	0	0	0	0	0	1	0	0
Lawler, Justin	2	2	0	0	0	0	0	0	0	0	0	0	0	0
Swilling, Tre	2	2	0	0	0	0	0	0	0	0	1	0	0	0
Moore Jr., A.J.	2	1	1	0	0	0	0	0	0	0	0	0	0	0
Murchison, Larrell	2	1	1	0	0	0	0	0	0	0	0	0	0	0
Strong, Kevin	2	1	1	1	0	0	0	0	0	0	0	0	0	0
Tart, Teair	2	1	1	0	0	1	0	0	0	0	0	0	0	0
Benton, Elijah	1	1	0	0	0	0	0	0	0	0	0	0	0	0
Gillespie, Tyree	1	1	0	0	0	0	0	0	0	0	1	0	0	0
Fulton, Kristian	1	0	1	0	0	0	0	0	0	0	0	0	0	0
Okuayinonu, Sam	1	0	1	0	0	0	0	0	0	0	0	0	0	0
Peevy, Jayden	0	0	0	0	0	0	0	0	0	0	1	0	0	0
<b>Total</b>	<b>125</b>	<b>81</b>	<b>44</b>	<b>7</b>	<b>46</b>	<b>7</b>	<b>1</b>	<b>38</b>	<b>38</b>	<b>0</b>	<b>11</b>	<b>5</b>	<b>2</b>	<b>1</b>

### TITANS SPECIAL TEAMS STATISTICS

PLAYER	TACKLES			FUMBLES		BLOCKS		
	Tot	Solo	Asst	FF	FR	PAT	FG	PUNT
Haskins, Hassan	2	2	0	0	0	0	0	0
McMath, Racey	2	1	1	0	0	0	0	0
Chestnut, Julius	1	1	0	0	0	0	0	0
Kalu, Joshua	1	1	0	0	0	0	0	0
McCreary, Roger	1	1	0	0	0	0	0	0
Jackson, Theo	1	0	1	0	0	0	0	0
<b>TEAM TOTALS:</b>	<b>8</b>	<b>6</b>	<b>2</b>	<b>0</b>	<b>0</b>	<b>0</b>	<b>0</b>	<b>0</b>

### MISCELLANEOUS STATISTICS

PLAYER	TACKLES			FUMBLES	
	Tot	Solo	Asst	FF	FR
Burks, Treyton	1	1	0	0	0
Stonehouse, Ryan	0	0	0	0	1
<b>TEAM TOTALS:</b>	<b>1</b>	<b>1</b>	<b>0</b>	<b>0</b>	<b>1</b>

<b>Legend:</b>	
<b>Tot</b> . . . . . Total Tackles	<b>Int</b> . . . . . Interceptions
<b>Solo</b> . . . . . Unassisted Tackles	<b>Yds</b> . . . . . Interception Return Yards
<b>Asst</b> . . . . . Assisted Tackles	<b>TD</b> . . . . . Interceptions Return Touchdowns
<b>Sk</b> . . . . . Quarterback Sacks	<b>PD</b> . . . . . Passes Defensed
<b>Yds</b> . . . . . Yards Lost on Sack	<b>FF</b> . . . . . Forced Fumble
<b>QBP</b> . . . . . Quarterback Pressure	<b>FR</b> . . . . . Fumble Recoveries
<b>TFL</b> . . . . . Tackle for Loss	<b>Yds</b> . . . . . Yards on Fumble Returns



## 2021 TENNESSEE TITANS REGULAR SEASON DEFENSIVE STATISTICS

PLAYER	TACKLES			SACKS		QB		INTERCEPTIONS					FUMBLES		
	Tot	Solo	Asst	Sk	Yds	QB	TFL	No	Yds	Lg	TD	PD	FF	FR	Yds
Byard, Kevin	88	57	31	1.0	11.0	2	1	5	66	24t	1	13	2	1	30t
Landry III, Harold	75	52	23	12.0	80.0	49	14	0	0	0	0	0	1	0	0
Long Jr., David	75	46	29	0.0	0.0	6	4	2	6	6	0	6	0	0	0
Hooker, Amani	62	38	24	0.0	0.0	0	1	1	21	21	0	4	1	0	0
Molden, Elijah	60	42	18	0.0	0.0	6	3	1	2	2t	1	4	1	1	0
Evans, Rashaan	57	35	22	0.0	0.0	1	3	2	1	1	0	2	1	1	0
Jenkins, Jackrabbit	55	39	16	0.0	0.0	0	0	1	0	0	0	6	1	0	0
Brown, Jayon	55	36	19	0.0	0.0	0	0	1	2	2	0	2	0	0	0
Simmons, Jeffery	54	42	12	8.5	64.5	58	12	0	0	0	0	6	0	0	0
Fulton, Kristian	40	30	10	0.0	0.0	0	0	2	13	13	0	14	0	0	0
Cruikshank, Dane	38	27	11	0.0	0.0	1	0	0	0	0	0	1	0	0	0
Jackson, Chris	33	28	5	0.0	0.0	2	1	0	0	0	0	4	0	0	0
Autry, Denico	32	25	7	9.0	60.5	44	10	0	0	0	0	6	0	0	0
Rice, Monty	30	15	15	0.0	0.0	0	0	0	0	0	0	1	0	0	0
Jones, Naquan	29	18	11	2.5	17.0	4	4	0	0	0	0	2	0	0	0
Cunningham, Zach	25	18	7	0.0	0.0	0	3	0	0	0	0	0	0	0	0
Dupree, Bud	17	13	4	3.0	23.0	15	2	0	0	0	0	1	1	0	0
Skrine, Buster	17	11	6	0.0	0.0	0	0	1	17	17	0	3	0	0	0
Tart, Tear	16	10	6	0.0	0.0	3	2	0	0	0	0	0	0	0	0
Adeniyi, Ola	11	8	3	2.5	23.0	20	2	0	0	0	0	1	0	0	0
Mabin, Greg	10	9	1	0.0	0.0	0	0	0	0	0	0	1	0	0	0
Peko, Kyle	10	7	3	2.0	5.0	5	2	0	0	0	0	0	1	0	0
Roberson, Derick	10	6	4	1.5	25.0	4	3	0	0	0	0	0	0	0	0
Murchison, Larrell	8	4	4	0.0	0.0	1	1	0	0	0	0	0	0	0	0
Jones, Chris	6	5	1	0.0	0.0	0	0	0	0	0	0	1	0	0	0
Simon, John	6	4	2	0.0	0.0	0	0	0	0	0	0	0	0	0	0
Cole, Dylan	6	2	4	0.0	0.0	1	1	0	0	0	0	1	0	0	0
Farley, Matthias	5	4	1	0.0	0.0	0	0	0	0	0	0	0	1	1	0
Farley, Caleb	4	4	0	0.0	0.0	0	0	0	0	0	0	1	0	0	0
Borders, Breon	4	3	1	0.0	0.0	0	0	0	0	0	0	2	0	0	0
Dzubnar, Nick	4	1	3	0.0	0.0	0	0	0	0	0	0	0	0	0	0
McDougald, Bradley	3	3	0	0.0	0.0	0	0	0	0	0	0	0	0	0	0
Strong, Kevin	3	1	2	0.0	0.0	0	0	0	0	0	0	0	0	0	0
Ankou, Eli	3	0	3	0.0	0.0	0	0	0	0	0	0	0	0	0	0
Weaver, Rashad	2	0	2	0.0	0.0	0	0	0	0	0	0	0	0	0	0
Bledsoe, Amani	1	1	0	0.0	0.0	1	0	0	0	0	0	1	0	0	0
Brown, A.J.	1	1	0	0.0	0.0	0	0	0	0	0	0	0	0	0	0
Jones, Joe	1	0	1	0.0	0.0	2	0	0	0	0	0	0	0	0	0
Reid, Caraur	0	0	0	0.0	0.0	1	0	0	0	0	0	0	0	0	0
<b>Total</b>	<b>956</b>	<b>645</b>	<b>311</b>	<b>42.0</b>	<b>309.0</b>	<b>226</b>	<b>69</b>	<b>16</b>	<b>128</b>	<b>24t</b>	<b>2</b>	<b>83</b>	<b>10</b>	<b>4</b>	<b>30t</b>

### TITANS SPECIAL TEAMS STATISTICS

PLAYER	TACKLES			FUMBLES		BLOCKS			PUNT
	Tot	Solo	Asst	FF	FR	PAT	FG		
Farley, Matthias	11	8	3	0	0	0	0	0	
Dzubnar, Nick	11	5	6	0	0	0	0	0	
Cole, Dylan	10	8	2	1	0	0	0	0	
Adeniyi, Ola	10	6	4	0	0	0	0	0	
Rice, Monty	6	2	4	0	0	0	0	0	
Cruikshank, Dane	5	3	2	1	0	0	0	0	
Jones, Joe	5	2	3	0	0	0	0	0	
McMath, Racey	4	0	4	0	0	0	0	0	
Westbrook-Ikhine, Nick	3	1	2	0	0	0	0	0	
Blasingame, Khari	2	2	0	0	0	0	0	0	
Carter, Tory	2	2	0	0	1	0	0	0	
Molden, Elijah	2	1	1	0	0	0	0	0	
Borders, Breon	1	1	0	0	0	0	0	0	
Cox, Morgan	1	1	0	0	0	0	0	0	
Cunningham, Zach	1	1	0	0	0	0	0	0	
Jackson, Chris	1	1	0	0	0	0	0	0	
Johnson, Marcus	1	1	0	0	0	0	0	0	
Townsend, Johnny	1	1	0	0	0	0	0	0	
Jones, Chris	1	0	1	0	0	0	0	0	
Pruitt, MyCole	1	0	1	0	0	0	0	0	
Roberson, Derick	1	0	1	0	0	0	0	0	
Autry, Denico	0	0	0	0	0	0	1	0	
Rogers, Chester	0	0	0	0	3	0	0	0	
<b>TEAM TOTALS:</b>	<b>80</b>	<b>46</b>	<b>34</b>	<b>2</b>	<b>4</b>	<b>0</b>	<b>1</b>	<b>0</b>	

### MISCELLANEOUS STATISTICS

PLAYER	TACKLES			FUMBLES	
	Tot	Solo	Asst	FF	FR
Hilliard, Dontrell	3	2	1	0	1
Tannehill, Ryan	3	2	1	0	1
Brown, A.J.	2	2	0	0	1
Jones, Julio	2	2	0	0	0
Quessenberry, David	2	2	0	1	0
Swaim, Geoff	2	2	0	0	0
Davis, Nate	1	1	0	0	0
Firkser, Anthony	1	1	0	0	3
Fitzpatrick, Dez	1	1	0	0	0
McMath, Racey	1	1	0	0	0
McNichols, Jeremy	1	1	0	0	0
Radunz, Dillon	1	1	0	0	0
Brewer, Aaron	0	0	0	0	1
Foreman, D'Onta	0	0	0	0	1
Henry, Derrick	0	0	0	0	1
Jones, Ben	0	0	0	0	1
Lewan, Taylor	0	0	0	0	1
Peterson, Adrian	0	0	0	0	1
<b>TEAM TOTALS:</b>	<b>20</b>	<b>18</b>	<b>2</b>	<b>1</b>	<b>12</b>

<b>Legend:</b>		
<b>Tot</b> . . . . . Total Tackles	<b>Int</b> . . . . . Interceptions	
<b>Solo</b> . . . . . Unassisted Tackles	<b>Yds</b> . . . . . Interception Return Yards	
<b>Asst</b> . . . . . Assisted Tackles	<b>TD</b> . . . . . Interceptions Return Touchdowns	
<b>Sk</b> . . . . . Quarterback Sacks	<b>PD</b> . . . . . Passes Defensed	
<b>Yds</b> . . . . . Yards Lost on Sack	<b>FF</b> . . . . . Forced Fumble	
<b>QBP</b> . . . . . Quarterback Pressure	<b>FR</b> . . . . . Fumble Recoveries	
<b>TFL</b> . . . . . Tackle for Loss	<b>Yds</b> . . . . . Yards on Fumble Returns	

## 2022 ARIZONA CARDINALS PRESEASON STATISTICS



<p>WON 1, LOST 1                  08/12 W 36-23 at Cincinnati                  08/21 L 17-24 Baltimore                  08/27 at Tennessee</p>	<p>60,760                  60,924</p>	<p>Ariz. Opp.</p>	<p>33                  33                  9                  22                  2                  11/24                  45.8                  0/0                  0.0                  32:04                  628                  314.0                  118                  5.3                  137                  68.5                  54                  491                  245.5                  4/24                  515                  60/45                  75.0                  1                  8/49.0                  8/37.9                  23/220                  4/1                  5                  1                  4                  0                  14                  0                  4                  0                  47</p>	<p>* RUSHING</p>	<p>No. Yds Avg Long TD                  McSorley 9 37 4.1 16 1                  Ingram 11 36 3.3 11 1                  Benjamin 9 26 2.9 8 0                  Ward 9 26 2.9 5 2                  Guarantano 5 25 5.0 15 0                  Pledger 4 8 2.0 8 0                  Bolden 1 6 6.0 6 0                  D. Williams 1 3 3.0 3 0                  TEAM 49 167 3.4 16 4                  OPPONENTS 54 137 2.5 10 1</p>	<p>* RECEIVING</p>	<p>No. Yds Avg Long TD                  Isabella 9 111 12.3 36 0                  Dortch 8 100 12.5 34 0                  Bolden 6 81 13.5 23 0                  Ingram 4 38 9.5 21 0                  Ward 3 53 17.7 27 0                  Kirklin 3 23 7.7 15t 2                  Yelder 2 18 9.0 16 0                  Ateman 2 8 4.0 4 0                  Pierce 1 19 19.0 19 0                  Pledger 1 15 15.0 15 0                  Seikovits 1 13 13.0 13 0                  Baccellia 1 4 4.0 4t 1                  Hokit LG 1 4 4.0 4 0                  TEAM 41 483 11.8 36 3                  OPPONENTS 45 515 11.4 38t 4</p>	
<p>TOTAL FIRST DOWNS</p>			<p>* INTERCEPTIONS</p>			<p>No. Yds Avg Long TD                  Wooten 1 14 14.0 14 0                  TEAM 1 14 14.0 14 0                  OPPONENTS 2 29 14.5 29 0</p>		
<p>Rushing 12 9</p>			<p>* PUNTING</p>			<p>No. Yds Avg Net TB In Lg B                  Cooney 3 161 53.7 49.7 0 1 58 0                  Lee 3 137 45.7 31.0 2 0 58 0                  TEAM 6 298 49.7 40.3 2 1 58 0                  OPPONENTS 8 392 49.0 37.9 0 4 58 0</p>		
<p>Passing 24 22</p>			<p>Ret FC Yds Avg Long TD                  Dortmund 5 1 89 17.8 55 0                  TEAM 5 1 89 17.8 55 0                  OPPONENTS 3 1 16 5.3 12 0</p>					
<p>Penalty 7 2</p>			<p>* KICKOFF RETURNS</p>			<p>No. Yds Avg Long TD                  Ward 3 90 30.0 48 0                  Benjamin 1 18 18.0 18 0                  Bolden 1 20 20.0 20 0                  Dortmund 1 25 25.0 25 0                  Pledger 1 20 20.0 20 0                  TEAM 7 173 24.7 48 0                  OPPONENTS 3 85 28.3 41 0</p>		
<p>3rd Down: Made/Att 14/26 11/24</p>			<p>* FIELD GOALS</p>			<p>1-19 20-29 30-39 40-49 50+                  Prater 0/ 0 2/ 2 0/ 0 0/ 0 0/ 1                  TEAM 0/ 0 2/ 2 0/ 0 0/ 0 0/ 1                  OPPONENTS 0/ 0 2/ 2 0/ 0 0/ 0 2/ 2                  Prater: (27G)(54N,21G)                  TM: (27G)(54N,21G)                  OPP: (23G,58G,56G)(29G)</p>		
<p>3rd Down Pct. 53.8 45.8</p>			<p>2-Pt Conv: TM 0-0, OPP 0-0</p>			<p>SACKS: Dimukeje 2, Lemonier 1, Kennard 0.5,                  Ledbetter 0.5, TM 4, OPP 6</p>		
<p>4th Down: Made/Att 1/3 0/0</p>			<p>FUM/LOST: Dortmund 1/0</p>			<p></p>		
<p>4th Down Pct. 33.3 0.0</p>			<p></p>			<p></p>		
<p>POSSESSION AVG. 27:56 32:04</p>			<p></p>			<p></p>		
<p>TOTAL NET YARDS 616 628</p>			<p></p>			<p></p>		
<p>Avg. Per Game 308.0 314.0</p>			<p></p>			<p></p>		
<p>Total Plays 127 118</p>			<p></p>			<p></p>		
<p>Avg. Per Play 4.9 5.3</p>			<p></p>			<p></p>		
<p>NET YARDS RUSHING 167 137</p>			<p></p>			<p></p>		
<p>Avg. Per Game 83.5 68.5</p>			<p></p>			<p></p>		
<p>Total Rushes 49 54</p>			<p></p>			<p></p>		
<p>NET YARDS PASSING 449 491</p>			<p></p>			<p></p>		
<p>Avg. Per Game 224.5 245.5</p>			<p></p>			<p></p>		
<p>Sacked/Yards Lost 6/34 4/24</p>			<p></p>			<p></p>		
<p>Gross Yards 483 515</p>			<p></p>			<p></p>		
<p>Att./Completions 72/41 60/45</p>			<p></p>			<p></p>		
<p>Completion Pct. 56.9 75.0</p>			<p></p>			<p></p>		
<p>Had Intercepted 2 1</p>			<p></p>			<p></p>		
<p>PUNTS/AVERAGE 6/49.7 8/49.0</p>			<p></p>			<p></p>		
<p>NET PUNTING AVG. 6/40.3 8/37.9</p>			<p></p>			<p></p>		
<p>PENALTIES/YARDS 7/62 23/220</p>			<p></p>			<p></p>		
<p>FUMBLES/BALL LOST 1/0 4/1</p>			<p></p>			<p></p>		
<p>TOUCHDOWNS 7 5</p>			<p></p>			<p></p>		
<p>Rushing 4 1</p>			<p></p>			<p></p>		
<p>Passing 3 4</p>			<p></p>			<p></p>		
<p>Returns 0 0</p>			<p></p>			<p></p>		

* PASSING	Att	Cmp	Yds	Cmp%	Yds/Att	TD	TD%	Int	Int%	Long	Sack/Lost	Rating
McSorley	56	31	392	55.4	7.00	1	1.8	2	3.6	36	3/ 9	68.5
Guarantano	16	10	91	62.5	5.69	2	12.5	0	0.0	19	3/ 25	117.4
TEAM	72	41	483	56.9	6.71	3	4.2	2	2.8	36	6/ 34	79.8
OPPONENTS	60	45	515	75.0	8.58	4	6.7	1	1.7	38t	4/ 24	115.6

## 2021 ARIZONA CARDINALS REGULAR SEASON STATISTICS



WON 11, LOST 6				* RUSHING		No.	Yds	Avg	Long	TD									
09/12	W 38-13	at Tennessee	67,216	Conner	202	752	3.7	35	15										
09/19	W 34-33	Minnesota	61,264	Edmonds	116	592	5.1	54	2										
09/26	W 31-19	at Jacksonville	58,012	K. Murray	88	423	4.8	57	5										
10/03	W 37-20	at L.A. Rams	70,003	Benjamin	34	118	3.5	21t	1										
10/10	W 17-10	San Francisco	62,716	Moore	18	76	4.2	26	0										
10/17	W 37-14	at Cleveland	67,431	McCoy	22	37	1.7	11	0										
10/24	W 31-5	Houston	60,297	Ward	9	33	3.7	7	0										
10/28	L 21-24	Green Bay	63,696	Dortch	1	24	24.0	24	0										
11/07	W 31-17	at San Francisco	59,012	Kirk	1	11	11.0	11	0										
11/14	L 10-34	Carolina	62,400	Streveler TM	3	6	2.0	4	0										
11/21	W 23-13	at Seattle	68,833	Ertz LG	1	4	4.0	4	0										
12/05	W 33-22	at Chicago	60,803	Ertz TM	1	4	4.0	4	0										
12/13	L 23-30	L.A. Rams	63,999	Lee	1	0	0.0	0	0										
12/19	L 12-30	at Detroit	45,211	TEAM	496	2076	4.2	57	23										
12/25	L 16-22	Indianapolis	63,900	OPPONENTS	426	1952	4.6	62t	10										
01/02	W 25-22	at Dallas	93,459	* RECEIVING	No.	Yds	Avg	Long	TD										
01/09	L 30-38	Seattle	63,858	Kirk	77	982	12.8	50	5										
		Ariz.	Opp.	Ertz LG	74	763	10.3	47t	5										
				Ertz TM	56	574	10.3	47t	3										
				Green	54	848	15.7	42	3										
				Moore	54	435	8.1	77t	1										
				Edmonds	43	311	7.2	36	0										
				Hopkins	42	572	13.6	55	8										
				Conner	37	375	10.1	45t	3										
				Wesley	19	208	10.9	33	3										
				Williams	16	193	12.1	34	1										
				Benjamin	6	42	7.0	12	0										
				Ward	3	34	11.3	23	0										
				Dortch	3	15	5.0	10	0										
				Harris	3	10	3.3	7	0										
				Isabella	1	13	13.0	13	0										
				Daniels	1	0	0.0	0	0										
				K. Murray	0	7	---	7	0										
				TEAM	415	4619	11.1	77t	27										
				OPPONENTS	367	3872	10.6	64t	30										
				* INTERCEPTIONS	No.	Yds	Avg	Long	TD										
				Murphy	4	49	12.3	29t	1										
				Baker	3	101	33.7	77	0										
				J. Thompson	3	49	16.3	33	0										
				Breeland LG	2	26	13.0	18	0										
				Allen	1	25	25.0	25	0										
				Alford	1	23	23.0	23	0										
				Simmons	1	0	0.0	0	0										
				TEAM	13	247	19.0	77	1										
				OPPONENTS	11	228	20.7	50	1										
				* PUNTING	No.	Yds	Avg	Net	TB	In	Lg	B							
				Lee	51	2501	49.0	41.9	5	12	62	0							
				Winslow TM	1	39	39.0	39.0	0	0	39	0							
				TEAM	52	2540	48.8	41.8	5	12	62	0							
				OPPONENTS	58	2714	46.8	42.0	2	25	69	0							
				* PUNT RETURNS	Ret	FC	Yds	Avg	Long	TD									
				Moore	21	10	171	8.1	27	0									
				Dortch	3	0	24	8.0	17	0									
				Kirk	1	6	-5	-5.0	-5	0									
				Murphy	1	0	48	48.0	48	0									
				TEAM	26	16	238	9.2	48	0									
				OPPONENTS	30	8	265	8.8	27	0									
				* KICKOFF RETURNS	No.	Yds	Avg	Long	TD										
				Moore	13	291	22.4	32	0										
				Benjamin	7	162	23.1	29	0										
				Dortch	4	79	19.8	31	0										
				Harris	2	26	13.0	14	0										
				Daniels	1	6	6.0	6	0										
				Isabella	1	31	31.0	31	0										
				Ward	1	16	16.0	16	0										
				TEAM	29	611	21.1	32	0										
				OPPONENTS	20	421	21.1	35	0										
				* FIELD GOALS	1-19	20-29	30-39	40-49	50+										
				Prater	0/0	11/11	9/11	3/5	7/10										
				OPPONENTS	0/0	6/6	5/6	8/11	4/5										
				Prater:	(34G,43N)	(62G,27G)	(68N,34G)	(23G,55G,23G)	(21G,61N)	(36G,51G,33G)	(31G)( )	(26G)	(47G)	(39N,53G,36N)	(33G,25G)	(53G,53G,49G)	(29G,29G)	(51N,41N,28G)	
				OPP:	(46N)	(52G,52G,37N)	( )	(42G,22G,46N)	(47G)( )	(53G)	(21G)	(26G)	(44G,48G,49G,27G)	(27G,27G)( )	(55G,35G,33G)	(37G,47G,45G)	(53N,41G,37G)	(43N)	(38G)
				* PASSING	Att	Cmp	Yds	Cmp%	Yds/Att	TD	TD%	Int	Int%	Long	Sack/Lost	Rating			
				K. Murray	481	333	3787	69.2	7.87	24	5.0	10	2.1	77t	31/ 286	100.6			
				McCoy	99	74	740	74.7	7.47	3	3.0	1	1.0	50	6/ 40	101.4			
				Streveler TM	9	6	36	66.7	4.00	0	0.0	0	0.0	17	2/ 17	74.3			
				Banjo	1	1	23	100.0	23.00	0	0.0	0	0.0	23	0/ 0	118.8			
				Kirk	1	1	33	100.0	33.00	0	0.0	0	0.0	33	0/ 0	118.8			
				TEAM	591	415	4619	70.2	7.82	27	4.6	11	1.9	77t	39/ 343	100.6			
				OPPONENTS	561	367	3872	65.4	6.90	30	5.3	13	2.3	64t	41/ 227	93.5			

GAME PREVIEW

TEAM NOTES

PLAYER NOTES

MEDIA

STATISTICS

ROSTERS

## REGULAR SEASON: THE LAST TIME THE TENNESSEE TITANS ...

## GAMES WON

**WON BY SCORING IN THE LAST TWO MINUTES OF REGULATION**

**By Titans**—Randy Bullock 44-yard FG (0:04 remaining) vs. San Francisco, 12/23/21 (W)

**By Opponents**—Stephen Hauschka 46-yard field goal (0:00 remaining), at Buffalo, 10/7/18 (L)

**WON OVERTIME GAME**

**By Titans**—Tennessee 34, at Indianapolis 31, 10/31/21 (W)

**By Opponents**—at N.Y. Jets 27, Tennessee 24, 10/3/21 (L)

**WON BY 20 OR MORE POINTS**

**By Titans**—at Tennessee 34, Miami 3, 1/2/22 (W)

**By Opponents**—Tennessee 13, at New England 36, 11/28/21 (L)

**WON BY SHUTOUT**

**By Titans**—at Tennessee 20, Jacksonville 0, 12/12/21 (W)

**By Opponents**—at Denver 16, Tennessee 0, 10/13/19 (L)

## TEAM SCORING

**SCORED 50 POINTS**

**By Titans**—*Never in Titans era (since 1999)*

**By Oilers**—Houston 58, vs. Cleveland 14, 12/9/90 (W)

**By Opponents**—at Houston 57, Tennessee 14, 10/1/17 (L)

**SCORED 40 POINTS**

**By Titans**—at Houston 38, Tennessee 41, 1/3/21 (W)

**By Opponents**—Tennessee 14, at Green Bay 40, 12/27/20 (L)

**SCORED 20 POINTS IN A QUARTER**

**By Titans**—21 points in second quarter, at Houston, 1/9/22 (W)

**By Opponents**—21 points in second quarter, at Seattle, 9/19/21 (W)

**SCORED 30 POINTS IN A HALF**

**By Titans**—35 points in first half, at Indianapolis, 11/29/20 (W)

**By Opponents**—38 points in first half, vs. Cleveland, 12/6/20 (L)

**SCORED TOUCHDOWNS ON OFFENSE, DEFENSE AND SPECIAL TEAMS**

**By Titans**—One rushing, two interception returns, two punt returns, vs. Jacksonville, 12/30/12 (W)

**By Opponents**—Four passing, one interception return, two punt returns, at Oakland, 9/29/02 (L)

**SCORED A TOUCHDOWN ON FIRST OFFENSIVE POSSESSION**

**By Titans**—D'Onta Foreman 5-yard run, vs. Jacksonville, 12/12/21 (W)

**By Opponents**—Jeff Wilson Jr. 1-yard run, vs. San Francisco, 12/23/21 (W)

## TEAM YARDAGE TOTALS

**500 TOTAL NET YARDS**

**By Titans**—at Seattle (532 yards), 9/19/21 (W)

**By Opponents**—vs. Kansas City (530 yards), 11/10/19 (W)

**400 TOTAL NET YARDS**

**By Titans**—at Houston (405 yards), 1/9/22 (W)

**By Opponents**—vs. Buffalo (417 yards), 10/18/21 (W)

## TEAM DEFENSE

**HELD OPPONENT WITHOUT A TOUCHDOWN**

**By Titans**—at Tennessee 34, Miami 3, 1/2/22 (W)

**By Opponents**—at Denver 16, Tennessee 0, 10/13/19 (L)

**HELD OPPONENT TO 200 OR FEWER NET YARDS OF OFFENSE**

**By Titans**—at Pittsburgh (168 yards), 12/19/21 (L)

**By Opponents**—at L.A. Rams (194 net yards), 11/7/21 (W)

**HELD OPPONENT TO 50 OR FEWER YARDS RUSHING**

**By Titans**—at Pittsburgh (35 yards), 12/19/21 (L)

**By Opponents**—at Denver (39 yards), 10/13/19 (L)

**HELD OPPONENT TO 100 OR FEWER NET YARDS PASSING**

**By Titans**—at Miami (78 net yards), 10/8/17 (L)

**By Opponents**—at New England (85 net yards), 11/28/21 (L)

**SEVEN OR MORE SACKS BY TEAM**

**By Titans**—at Arizona (8 sacks), 12/10/17 (L)

**By Opponents**—at N.Y. Jets (7 sacks), 10/3/21 (L)

**SIX OR MORE SACKS BY TEAM**

**By Titans**—at Arizona (8 sacks), 12/10/17 (L)

**By Opponents**—at N.Y. Jets (7 sacks), 10/3/21 (L)

**FIVE OR MORE SACKS BY TEAM**

**By Titans**—at L.A. Rams (5 sacks), 11/7/21 (W)

**By Opponents**—at N.Y. Jets (7 sacks), 10/3/21 (L)

**FORCED FIVE OR MORE OPPONENT TURNOVERS**

**By Titans**—vs. N.Y. Jets (4 interceptions, 1 fumble), 12/17/12 (W)

**By Opponents**—vs. Houston (4 interceptions, 1 fumble), 11/21/21 (L)

**FORCED FOUR OR MORE OPPONENT TURNOVERS**

**By Titans**—vs. Jacksonville (4 interceptions, 0 fumbles), 12/12/21 (W)

**By Opponents**—at Pittsburgh (1 interception, 3 fumbles), 12/19/21 (L)

## SPECIAL TEAMS

**KICKOFF RETURNED FOR TOUCHDOWN**

**By Titans**—A.J. Brown (42 yards) at Indianapolis, 11/29/20 (W)

**By Opponents**—Jakeem Grant (102 yards) at Miami, 9/9/18 (L)

**OPENING KICKOFF RETURNED FOR TOUCHDOWN**

**By Titans**—Derrick Mason (101 yards) at Cincinnati, 11/18/01 (W)

**By Opponents**—Josh Huff (107 yards) at Philadelphia, 11/23/14 (L)

**PUNT RETURNED FOR TOUCHDOWN**

**By Titans**—Darius Reynaud (twice—69 yards and 81 yards) vs. Jacksonville, 12/30/12 (W)

**By Opponents**—Jakeem Grant (74 yards) at Miami, 10/9/16 (W)

**FIELD GOAL BLOCKED**

**By Titans**—Denico Autry vs. Miami (Jason Sanders), 1/2/22 (W)

**By Opponents**—Justin Reid, vs. Houston (Stephen Gostkowski), 10/18/20 (W)

**FIELD GOAL BLOCKED, RETURNED FOR TD**

**By Titans**—Tye Smith (63 yards) at Indianapolis (Adam Vinatieri's FG blocked by Dane Cruikshank), 12/1/19 (W)

**By Opponents**—Rob Morris (68 yards) at Indianapolis (Gary Anderson's FG blocked by Montae Reagor), 12/5/04 (L)

**PUNT BLOCKED**

**By Titans**—Tim Shaw vs. Pittsburgh (Drew Butler), 10/11/12 (W)

**By Opponents**—E.J. Speed, vs. Indianapolis (Trevor Daniel), 11/12/20 (L)

**PUNT BLOCKED AND RETURNED FOR TD**

**By Titans**—Jason McCourty vs. Indianapolis (Pat McAfee's punt blocked by Patrick Bailey and recovered in end zone by McCourty), 10/30/11 (W)

**By Opponents**—T.J. Carrie (6 yards), vs. Indianapolis (Trevor Daniel's punt blocked by E.J. Speed), 11/12/20 (L)

**FIVE FIELD GOALS**

**By Titans**—Stephen Gostkowski (6) at Minnesota, 9/27/20 (W)

**By Opponents**—Nick Folk (5), at New England, 11/28/21 (L)

**FOUR FIELD GOALS**

**By Titans**—Randy Bullock at Seattle, 9/19/21 (W)

**By Opponents**—Chris Boswell, at Pittsburgh, 12/19/21 (L)

**THREE FIELD GOALS**

**By Titans**—Randy Bullock (3) vs. New Orleans, 11/14/21 (W)

**By Opponents**—Chris Boswell (4), at Pittsburgh, 12/19/21 (L)



## REGULAR SEASON: THE LAST TIME THE TENNESSEE TITANS ...

**SUCCESSFUL ONSIDE KICK**

**By Titans**—Rob Bironas kicks and Daimion Stafford recovers, vs. Arizona, 12/15/13 (L)

**By Opponents**—Connor Barth kicks and Adrian Amos recovers, at Chicago, 11/27/16 (W)

**MISSED PAT**

**By Titans**—Randy Bullock, at New England, 11/28/21 (L)

**By Opponents**—Ka'imi Fairbairn, vs. Houston, 11/21/21 (L)

**TWO-POINT CONVERSIONS****TWO-POINT CONVERSION MADE**

**By Titans**—MyCole Pruitt (pass from Ryan Tannehill) at N.Y. Jets, 10/3/21 (L)

**By Opponents**—Danny Amendola (pass from Davis Mills), at Houston, 1/9/22 (W)

**TWO-POINT CONVERSION FAILED**

**By Titans**—vs. Cleveland (run failed), 12/6/20 (L)

**By Opponents**—vs. New Orleans (pass failed), 11/14/21 (W)

**INDIVIDUAL OFFENSIVE PERFORMANCES****INDIVIDUAL WITH 200 SCRIMMAGE YARDS**

**By Titans**—Derrick Henry (237 yards) at Seattle, 9/19/21 (W)

**By Opponents**—Todd Gurley (276 yards), vs. Los Angeles Rams, 12/24/17 (L)

**RUSHING TOUCHDOWN AND RECEIVING TOUCHDOWN**

**By Titans**—Derrick Henry (1 rushing, 1 receiving) at Carolina, 11/3/19 (L)

**By Opponents**—Nyheim Hines (1 rushing, 1 receiving), vs. Indianapolis, 11/12/20 (L)

**RUSHING TOUCHDOWN AND PASSING TOUCHDOWN**

**By Titans**—Ryan Tannehill (1 passing, 1 rushing) vs. New Orleans, 11/14/21 (W)

**By Opponents**—Trevor Lawrence (1 passing, 1 rushing), at Jacksonville, 10/10/21 (W)

**INDIVIDUAL RUSHING****200 YARDS RUSHING**

**By Titans**—Derrick Henry (250 yards) at Houston, 1/3/21 (W)

**By Opponents**—Le'Veon Bell (204 yards) vs. Pittsburgh, 11/17/14 (L)

**150 YARDS RUSHING**

**By Titans**—Derrick Henry (157 yards) at N.Y. Jets, 10/3/21 (L)

**By Opponents**—Dalvin Cook (181 yards), at Minnesota, 9/27/20 (W)

**100 YARDS RUSHING**

**By Titans**—D'Onta Foreman (132), vs. Miami, 1/2/22 (W)

**By Opponents**—James Robinson (149 yards), at Jacksonville, 10/10/21 (W)

**CONSECUTIVE 100-YARD RUSHING GAMES**

**By Titans**—Derrick Henry at Seattle (182 yards), 9/19/21 (W); vs. Indianapolis, 9/26/21 (W); at N.Y. Jets, 10/3/21 (L); at Jacksonville, 10/10/21 (W); vs. Buffalo, 10/18/21 (W)

**30 OR MORE CARRIES**

**By Titans**—Derrick Henry (33 att) at N.Y. Jets, 10/3/21 (L)

**By Opponents**—Melvin Gordon (32 carries) at San Diego, 11/6/16 (L)

**RUSHING PLAY OF 80 OR MORE YARDS**

**By Titans**—Derrick Henry (94 yards) vs. Houston, 10/18/20 (W)

**By Opponents**—Lamar Miller (97 yards), at Houston, 11/26/18 (L)

**RUSHING PLAY OF 50 OR MORE YARDS**

**By Titans**—Dontrell Hilliard (68 yards) at New England, 11/28/21 (L)

**By Opponents**—James Robinson (58 yards), at Jacksonville, 10/10/21 (W)

**THREE TOUCHDOWNS RUSHING**

**By Titans**—Derrick Henry (3) vs. Buffalo, 10/18/21 (W)

**By Opponents**—Corey Dillon (4) at Cincinnati, 12/4/97 (L)

**TWO TOUCHDOWNS RUSHING**

**By Titans**—Derrick Henry (3) vs. Buffalo, 10/18/21 (W)

**By Opponents**—Tyrod Taylor (2), vs. Houston, 11/21/21 (L)

**INDIVIDUAL PASSING****400 YARDS PASSING**

**By Titans**—Ryan Fitzpatrick (402 yards) vs. Arizona, 12/15/13 (L)

**By Opponents**—Patrick Mahomes (446 yards), vs. Kansas City, 11/10/19 (W)

**300 YARDS PASSING**

**By Titans**—Ryan Tannehill (323 yards) vs. Houston, 11/21/21 (L)

**By Opponents**—Davis Mills (301 yards), at Houston, 1/9/22 (W)

**CONSECUTIVE 300-YARD PASSING GAMES**

**By Titans**—Matt Hasselbeck vs. Baltimore (358 yards), 9/18/11 (W), vs. Denver (311 yards), 9/25/11 (W)

**FIVE TOUCHDOWN PASSES**

**By Titans**—Steve McNair vs. Jacksonville, 12/26/99 (W)

**By Opponents**—Blake Bortles vs. Jacksonville, 12/6/15 (W)

**FOUR TOUCHDOWN PASSES**

**By Titans**—Ryan Tannehill at Houston, 1/9/22 (W)

**By Opponents**—Kyler Murray, vs. Arizona, 9/12/21 (L)

**50 OR MORE PASS ATTEMPTS**

**By Titans**—Ryan Tannehill (52 att) vs. Houston, 11/21/21 (L)

**By Opponents**—Carson Wentz (51 att), at Indianapolis, 10/31/21 (W)

**40 OR MORE PASS ATTEMPTS**

**By Titans**—Ryan Tannehill (52 att) vs. Houston, 11/21/21 (L)

**By Opponents**—Trevor Lawrence (40 att), vs. Jacksonville, 12/12/21 (W)

**30 OR MORE COMPLETIONS**

**By Titans**—Ryan Tannehill (35 comp) vs. Houston, 11/21/21 (L)

**By Opponents**—Matthew Stafford (31 comp), at L.A. Rams, 11/7/21 (W)

**NO SACKS ALLOWED**

**By Titans**—vs. Buffalo, 10/18/21 (W)

**By Opponents**—vs. Houston, 11/21/21 (L)

**COMPLETION OF 80 OR MORE YARDS**

**By Titans**—Ryan Tannehill (91 yards) at Oakland, 12/8/19 (W)

**By Opponents**—Jared Goff (80 yards), vs. Los Angeles Rams, 12/24/17 (L)

**COMPLETION OF 50 OR MORE YARDS**

**By Titans**—Ryan Tannehill (50 yards) vs. New Orleans, 11/14/21 (W)

**By Opponents**—Jimmy Garoppolo (56 yards), vs. San Francisco, 12/23/21 (W)

**INDIVIDUAL RECEIVING****200 YARDS RECEIVING**

**By Titans**—Kenny Britt (225 yards) vs. Philadelphia, 10/24/10 (W)

**By Opponents**—DeAndre Hopkins (238 yards) at Houston, 11/30/14 (L)

**150 YARDS RECEIVING**

**By Titans**—A.J. Brown (155 yards) at Indianapolis, 10/31/21 (W)

**By Opponents**—Deebo Samuel (159 yards), vs. San Francisco, 12/23/21 (W)

**100 YARDS RECEIVING**

**By Titans**—A.J. Brown (145 yards) vs. San Francisco, 12/23/21 (W)

**By Opponents**—Danny Amendola (113 yards), at Houston, 1/9/22 (W)

**CONSECUTIVE 100-YARD RECEIVING GAMES**

**By Titans**—A.J. Brown vs. Kansas City (133 yards), 10/24/21 (W), at Indianapolis (155 yards), 10/31/21 (W)

**10 OR MORE RECEPTIONS**

**By Titans**—A.J. Brown (11 rec.) vs. San Francisco, 12/23/21 (W)

**By Opponents**—Cooper Kupp (11 rec.), at L.A. Rams, 11/7/21 (W)

## REGULAR SEASON: THE LAST TIME THE TENNESSEE TITANS ...

### RECEPTION OF 80 OR MORE YARDS

**By Titans**—A.J. Brown (91 yards) at Oakland, 12/8/19 (W)

**By Opponents**—Todd Gurley (80 yards), vs. Los Angeles Rams, 12/24/17 (L)

### RECEPTION OF 50 OR MORE YARDS

**By Titans**—Marcus Johnson (50 yards) vs. New Orleans, 11/14/21 (W)

**By Opponents**—Deebo Samuel (56 yards), vs. San Francisco, 12/23/21 (W)

### THREE TOUCHDOWN RECEPTIONS

**By Titans**—Kenny Britt vs. Philadelphia, 10/24/10 (W)

**By Opponents**—Davante Adams, at Green Bay, 12/27/20 (L)

### TWO TOUCHDOWN RECEPTIONS

**By Titans**—A.J. Brown vs. Houston, 10/18/20 (W)

**By Opponents**—Danny Amendola, at Houston, 1/9/22 (W)

## COMBINED OFFENSIVE PERFORMANCES BY TEAMMATES

### 100-YARD RUSHER AND 100-YARD RECEIVER IN A GAME

**By Titans**—Derrick Henry (182 rush.) and Julio Jones (128 rec.) at Seattle, 9/19/21 (W)

**By Opponents**—AJ Dillon (124 rush.) and Davante Adams (142 rec.), at Green Bay, 12/27/20 (L)

**By One Player (Opponent)**—Todd Gurley (118 rush. and 158 receiving), vs. Los Angeles Rams, 12/24/17 (L)

### 100-YARD RUSHER, 100-YARD RECEIVER AND 300-YARD PASSER IN A GAME

**By Titans**—Derrick Henry (182 rush.), Julio Jones (128 rec.) and Ryan Tannehill (347 pass.) at Seattle, 9/19/21 (W)

**By Opponents**—Todd Gurley (118 rush. and 158 rec.) and Jared Goff (301 pass.), vs. Los Angeles Rams, 12/24/17 (L)

### 300-YARD PASSER AND 100-YARD RECEIVER IN A GAME

**By Titans**— Ryan Tannehill (323 pass.) and Nick Westbrook-Ikhine (107 rec.) vs. Houston, 11/21/21 (L)

**By Opponents**—Davis Mills (301 pass.), Danny Amendola (113 rec.), at Houston, 1/9/22 (W)

### 100-YARD RUSHER AND 300-YARD PASSER IN A GAME

**By Titans**—Derrick Henry (182 rush.) and Ryan Tannehill (347 pass.) at Seattle, 9/19/21 (W)

**By Opponents**— Gardner Minshew II (339 pass.) and James Robinson (102 rush.), vs. Jacksonville, 9/20/20 (W)

### TWO 100-YARD RUSHERS IN A GAME

**By Titans**—Dontrell Hilliard (131 yards) and D'Onta Foreman (109), at New England, 11/28/21 (L)

**By Opponents**—Arian Foster (115 yards) and Ben Tate (104 yards) vs. Houston, 10/23/11 (L)

### TWO 100-YARD RECEIVERS IN A GAME

**By Titans**—Justin Hunter (109 yards) and Kendall Wright (103 yards) at Oakland, 11/24/13 (W)

**By Opponents**—Zach Ertz (112 rec.) and Alshon Jeffery (105 rec.), vs. Philadelphia, 9/30/18 (W)

## INDIVIDUAL DEFENSE

### INTERCEPTION RETURNED FOR TOUCHDOWN

**By Titans**— Kevin Byard (24 yards) at L.A. Rams, 11/7/21 (W)

**By Opponents**—Trumaine Johnson (31 yards), vs. New York Jets, 12/2/18 (W)

### FUMBLE RETURNED FOR TOUCHDOWN

**By Titans**—Kevin Byard (30 yards) at Jacksonville, 10/10/21 (W)

**By Opponents**—Yannick Ngakoue (67 yards) vs. Jacksonville, 12/31/17 (W)

### SAFETY SCORED

**By Titans**—Browns quarterback Baker Mayfield sacked in end zone by Cameron Wake, at Cleveland, 9/8/19 (W)

**By Opponents**—Ryan Tannehill sacked in end zone by Romeo Okwara vs. Detroit, 12/20/20 (W)

### THREE INTERCEPTIONS

**By Titans**—Kevin Byard (3) at Cleveland, 10/22/17 (W)

**By Opponents**—Glover Quin (3) at Houston, 11/28/10 (L)

### TWO INTERCEPTIONS

**By Titans**—Malcolm Butler (2) vs. Buffalo, 10/13/20 (W)

**By Opponents**—Desmond King (2), vs. Houston, 11/21/21 (L)

### THREE SACKS

**By Titans**—Jeffery Simmons (3.0) at L.A. Rams, 11/7/21 (W)

**By Opponents**—Chandler Jones (5.0), vs. Arizona, 9/12/21 (L)

## POSTSEASON: THE LAST TIME THE TENNESSEE TITANS ...

### GAMES WON (PLAYOFFS)

#### WON BY SCORING IN THE LAST TWO MINUTES OF REGULATION

**By Titans**—Gary Anderson 46-yard field goal with 0:29 remaining, at Baltimore, 1/3/04 (W)

**By Opponents**—Evan McPherson 52-yard field goal with 0:00 remaining, vs. Cincinnati, 1/22/22 (L)

#### WON OVERTIME GAME

**By Titans**—Tennessee 34, vs. Pittsburgh 31, 1/11/03 (W)

**By Opponents**—at Buffalo 41, Houston 38, 1/3/93 (L)

#### WON BY 20 OR MORE POINTS

**By Titans/Oilers**—Never Happened

**By Opponents**—at New England 35, Tennessee 14, 1/13/18 (L)

#### WON BY SHUTOUT

**By Titans/Oilers**—Never Happened

**By Opponents**—Never Happened

### TEAM SCORING (PLAYOFFS)

#### SCORED 50 POINTS

**By Titans/Oilers**—Never Happened

**By Opponents**—at Oakland 56, Houston 7, 12/21/69 (L)

#### SCORED 40 POINTS

**By Titans/Oilers**—Never Happened

**By Opponents**—at Oakland 41, Tennessee 24, 1/19/03 (L)

#### SCORED 20 POINTS IN A QUARTER

**By Titans**—Never in Titans era (since 1999)

**By Oilers**—21 points in second quarter, at Buffalo, 1/3/93 (L)

**By Opponents**—21 points in second quarter, at New England, 1/13/18 (L)

#### SCORED 30 POINTS IN A HALF

**By Titans/Oilers**—Never Happened

**By Opponents**—35 points in second half, at Buffalo, 1/3/93 (L)

### SCORED TOUCHDOWNS ON OFFENSE, DEFENSE AND SPECIAL TEAMS

**By Titans/Oilers**—Never Happened

**By Opponents**—Never Happened

### SCORED A TOUCHDOWN ON FIRST OFFENSIVE POSSESSION

**By Titans**—Anthony Firkser 12-yard pass from Ryan Tannehill, at New England, 1/4/20 (W)

**By Opponents**—Bethel Johnson 41-yard pass from Tom Brady, at New England, 1/10/04 (L)

## TEAM YARDAGE TOTALS (PLAYOFFS)

### 500 TOTAL NET YARDS

**By Titans/Oilers**—Never Happened

**By Opponents**—at Baltimore (530 yards), 1/11/20 (W)

### 400 TOTAL NET YARDS

**By Titans**—vs. Pittsburgh (430 yards), 1/11/03 (W)

**By Opponents**—vs Baltimore (401 yards), 1/10/21 (L)

## POSTSEASON: THE LAST TIME THE TENNESSEE TITANS ...

### TEAM DEFENSE (PLAYOFFS)

#### HELD OPPONENT WITHOUT A TOUCHDOWN

**By Titans**—Never in Titans era (since 1999)

**By Oilers**—Houston 10, at San Diego 3, 12/24/61 (W)

**By Opponents**—at San Diego 17, Tennessee 6, 1/6/08 (L)

#### HELD OPPONENT TO 200 OR FEWER NET YARDS OF OFFENSE

**By Titans**—vs. Baltimore (134 net yards), 1/7/01 (L)

**By Opponents**—vs. Buffalo (194 net yards), 1/8/00 (W)

#### HELD OPPONENT TO 50 OR FEWER YARDS RUSHING

**By Titans**—vs. Baltimore (50 yards), 1/10/09 (L)

**By Opponents**—vs. Kansas City (39 yards), 1/16/94 (L)

#### HELD OPPONENT TO 100 OR FEWER NET YARDS PASSING

**By Titans**—vs. Buffalo (97 net yards), 1/8/00 (W)

**By Opponents**—at Baltimore (83 net yards), 1/11/20 (W)

#### SEVEN OR MORE SACKS BY TEAM

**By Titans/Oilers**—vs. Cincinnati (9 sacks), 1/22/22 (L)

**By Opponents**—at New England (8 sacks), 1/13/18 (L)

### SPECIAL TEAMS (PLAYOFFS)

#### KICKOFF RETURNED FOR TOUCHDOWN

**By Titans**—Derrick Mason (80 yards) at Jacksonville, 1/23/00 (W)

**By Opponents**—Never Happened

#### RETURNED OPENING KICKOFF FOR TOUCHDOWN

**By Titans/Oilers**—Never Happened

**By Opponents**—Never Happened

#### PUNT RETURNED FOR TOUCHDOWN

**By Titans/Oilers**—Never Happened

**By Opponents**—Never Happened

#### FIELD GOAL BLOCKED

**By Titans/Oilers**—Never Happened

**By Opponents**—Richard Seymour at New England (Gary Anderson), 1/10/04 (L)

#### FIELD GOAL BLOCKED, RETURNED FOR TD

**By Titans/Oilers**—Never Happened

**By Opponents**—Anthony Mitchell (90 yards) vs. Baltimore (Al Del Greco's FG blocked by Keith Washington), 1/7/01 (L)

#### PUNT BLOCKED

**By Titans**—Chris Coleman vs. Baltimore (Kyle Richardson, twice), 1/7/01 (L)

**By Opponents**—Jerry Olsavsky vs. Pittsburgh (Greg Montgomery), 12/31/89 (L)

#### PUNT BLOCKED AND RETURNED FOR TD

**By Titans/Oilers**—Never Happened

**By Opponents**—Never Happened

#### FIVE FIELD GOALS

**By Titans/Oilers**—Never Happened

**By Opponents**—Never Happened

#### FOUR FIELD GOALS

**By Titans**—Al Del Greco at Indianapolis, 1/16/00 (W)

**By Opponents**—Evan McPherson, vs. Cincinnati, 1/22/22 (L)

#### THREE FIELD GOALS

**By Titans**—Al Del Greco (4) at Indianapolis, 1/16/00 (W)

**By Opponents**—Evan McPherson (4), vs. Cincinnati, 1/22/22 (L)

#### MISSED PAT (KICK)

**By Titans/Oilers**—Never Happened

**By Opponents**—David Treadwell (Wide Left) at Denver, 1/4/92 (L)

### TWO-POINT CONVERSIONS (PLAYOFFS)

#### TWO-POINT CONVERSION MADE

**By Titans/Oilers**—Never Happened

**By Opponents**—Plaxico Burress (pass from Hines Ward) vs. Pittsburgh, 1/11/03 (W)

#### TWO-POINT CONVERSION FAILED

**By Titans**—vs. Cincinnati (run failed), 1/22/22 (L)

**By Opponents**—at Baltimore (pass failed), 1/11/20 (W)

### INDIVIDUAL OFFENSIVE PERFORMANCES (PLAYOFFS)

#### INDIVIDUAL WITH 200 SCRIMMAGE YARDS

**By Titans**—Derrick Henry (202 yards) at Baltimore, 1/11/20 (W)

**By Opponents**—Never Happened

#### RUSHING TOUCHDOWN AND RECEIVING TOUCHDOWN

**By Titans**—Never in Titans era (since 1999)

**By Oilers**—Allen Pinkett at Cleveland, 12/24/88 (W)

**By Opponents**—James White at New England, 1/13/18 (L)

#### RUSHING TOUCHDOWN AND PASSING TOUCHDOWN

**By Titans**—Ryan Tannehill at Baltimore, 1/11/20 (W)

**By Opponents**—Patrick Mahomes at Kansas City, 1/19/20 (L)

### INDIVIDUAL RUSHING (PLAYOFFS)

#### 200 YARDS RUSHING

**By Titans/Oilers**—Never Happened

**By Opponents**—Never Happened

#### 150 YARDS RUSHING

**By Titans**—Derrick Henry (195 yards) at Baltimore, 1/11/20 (W)

**By Opponents**—Paul Lowe (165 yards) vs. Los Angeles Chargers, 1/1/61 (W)

#### 100 YARDS RUSHING

**By Titans**—Derrick Henry (195 yards) at Baltimore, 1/11/20 (W)

**By Opponents**—Lamar Jackson (136 yards), vs. Baltimore, 1/10/21 (L)

#### CONSECUTIVE 100-YARD RUSHING GAMES

**By Titans**—Derrick Henry at New England (182 yards), 1/4/20 (W), at Baltimore (195 yards), 1/11/20 (W)

#### 30 OR MORE CARRIES

**By Titans**—Derrick Henry (30) at Baltimore, 1/11/20 (W)

**By Opponents**—Never Happened

#### RUSHING PLAY OF 80 OR MORE YARDS

**By Titans/Oilers**—Never Happened

**By Opponents**—Never Happened

#### RUSHING PLAY OF 50 OR MORE YARDS

**By Titans**—Derrick Henry (66 yards) at Baltimore, 1/11/20 (W)

**By Opponents**—Never Happened

#### THREE TOUCHDOWNS RUSHING

**By Titans/Oilers**—Never Happened

**By Opponents**—Never Happened

#### TWO TOUCHDOWNS RUSHING

**By Titans**—Steve McNair at Oakland, 1/19/03 (L)

**By Opponents**—Antowain Smith vs. Buffalo, 1/8/00 (W)

### INDIVIDUAL PASSING (PLAYOFFS)

#### 400 YARDS PASSING

**By Titans/Oilers**—Never Happened

**By Opponents**—Kurt Warner (414 yards) vs. St. Louis, 1/30/00 (L)

#### 300 YARDS PASSING

**By Titans**—Steve McNair (338 yards) vs. Pittsburgh, 1/11/03 (W)

**By Opponents**—Joe Burrow (348 yards), vs. Cincinnati, 1/22/22 (L)

#### CONSECUTIVE 300-YARD PASSING GAMES

**Playoffs:**

**By Titans/Oilers**—Never Happened

## POSTSEASON: THE LAST TIME THE TENNESSEE TITANS ...

### FIVE TOUCHDOWN PASSES

**By Titans/Oilers**—Never Happened

**By Opponents**—Daryle Lamonica (6) at Oakland, 12/21/69 (L)

### FOUR TOUCHDOWN PASSES

**By Titans**—Never in Titans era (since 1999)

**By Oilers**—Warren Moon at Buffalo, 1/3/93 (L)

**By Opponents**—Frank Reich at Buffalo, 1/3/93 (L)

### 50 OR MORE PASS ATTEMPTS

**By Titans**—Never in Titans era (since 1999)

**By Oilers**—Warren Moon (50 att) at Buffalo, 1/3/93 (L)

**By Opponents**—Lamar Jackson (59 att), at Baltimore, 1/11/20 (W)

### 40 OR MORE PASS ATTEMPTS

**By Titans**—Kerry Collins (42 att) vs. Baltimore, 1/10/09 (L)

**By Opponents**—Lamar Jackson (59 att), at Baltimore, 1/11/20 (W)

### 30 OR MORE COMPLETIONS

**By Titans**—Never in Titans era (since 1999)

**By Oilers**—Warren Moon (32 comp) vs. Kansas City, 1/16/94 (L)

**By Opponents**—Lamar Jackson (31 comp), at Baltimore, 1/11/20 (W)

### NO SACKS ALLOWED

**By Titans**—at Baltimore, 1/3/04 (W)

**By Opponents**—at New England, 1/4/20 (W)

### COMPLETION OF 80 OR MORE YARDS

**By Titans/Oilers**—Never Happened

**By Opponents**—Never Happened

### COMPLETION OF 50 OR MORE YARDS

**By Titans**—Never in Titans era (since 1999)

**By Oilers**—Dan Pastorini (71 yards) at New England, 12/31/78 (L)

**By Opponents**—Joe Burrow (57 yards), vs. Cincinnati, 1/22/22 (L)

## INDIVIDUAL RECEIVING (PLAYOFFS)

### 200 YARDS RECEIVING

**By Titans/Oilers**—Never Happened

**By Opponents**—Never Happened

### 150 YARDS RECEIVING

**By Titans/Oilers**—Never Happened

**By Opponents**—Isaac Bruce (162 yards) vs. St. Louis, 1/30/00 (L)

### 100 YARDS RECEIVING

**By Titans**—A.J. Brown (142 yards) vs. Cincinnati, 1/22/22 (L)

**By Opponents**—Ja'Marr Chase (109 yards), vs. Cincinnati, 1/22/22 (L)

### CONSECUTIVE 100-YARD RECEIVING GAMES

**By Titans**—Never in Titans era (since 1999)

**By Oilers**—Ernest Givins at Denver (111 yards), 1/4/92 (L), at Buffalo (117 yards), 1/3/93 (L)

### 10 OR MORE RECEPTIONS

**By Titans**—Justin Gage (11 rec.) vs. Baltimore, 1/10/09 (L)

**By Opponents**—Danny Amendola (11 rec.) at New England, 1/13/18 (L)

### RECEPTION OF 80 OR MORE YARDS

**By Titans/Oilers**—Never Happened

**By Opponents**—Never Happened

### RECEPTION OF 50 OR MORE YARDS

**By Titans**—Never in Titans era (since 1999)

**By Oilers**—Ken Burrough (71 yards) at New England, 12/31/78 (L)

**By Opponents**—Ja'Marr Chase (57 yards), vs. Cincinnati, 1/22/22 (L)

### THREE TOUCHDOWN RECEPTIONS

**By Titans/Oilers**—Never Happened

**By Opponents**—Andre Reed at Buffalo, 1/3/93 (L)

### TWO TOUCHDOWN RECEPTIONS

**By Titans/Oilers**—Corey Davis at New England, 1/13/18 (L)

**By Opponents**—Tyreek Hill, at Kansas City, 1/19/20 (L)

## COMBINED OFFENSIVE PERFORMANCES BY TEAMMATES (PLAYOFFS)

### 100-YARD RUSHER AND 100-YARD RECEIVER IN A GAME

**By Titans/Oilers**—Never Happened

**By Opponents**—Lamar Jackson (136 rush.) and Marquise Brown (109 rec.), vs. Baltimore, 1/10/21 (L)

### 100-YARD RUSHER, 100-YARD RECEIVER AND 300-YARD PASSER IN A GAME

**By Titans/Oilers**—Never Happened

**By Opponents**—Lamar Jackson (143 rush.), Lamar Jackson (365 pass.) and Marquis Brown (126 rec.), at Baltimore, 1/11/20 (W)

### 300-YARD PASSER AND 100-YARD RECEIVER IN A GAME

**By Titans**—Steve McNair (338 pass.) and Frank Wycheck (123 rec.) vs. Pittsburgh, 1/11/03 (W)

**By Opponents**—Joe Burrow (348 pass.) and Ja'Marr Chase (109 rec.), vs. Cincinnati, 1/22/22 (L)

### 100-YARD RUSHER AND 300-YARD PASSER IN A GAME

**By Titans/Oilers**—Never Happened

**By Opponents**—Lamar Jackson (143 rush. and 365 pass.), at Baltimore, 1/11/20 (W)

### TWO 100-YARD RUSHERS IN A GAME

**By Titans/Oilers**—Never Happened

**By Opponents**—Hewritt Dixon (144 yards) and Pete Banaszak (116 yards) at Oakland, 12/31/67 (L)

### TWO 100-YARD RECEIVERS IN A GAME

**By Titans**—Never in Titans era (since 1999)

**By Oilers**—Mike Barber (112 yards) and Ken Burrough (103 yards) at Miami, 12/24/78 (W)

**By Opponents**—Chris Chambers (121 yards) and Vincent Jackson (114 yards) at San Diego, 1/6/08 (L)

## INDIVIDUAL DEFENSE (PLAYOFFS)

### INTERCEPTION RETURNED FOR TOUCHDOWN

**By Titans**—Logan Ryan (9 yards) at New England, 1/4/20 (W)

**By Opponents**—Will Demps (56 yards), at Baltimore, 1/3/04 (W)

### FUMBLE RETURNED FOR TOUCHDOWN

**By Titans/Oilers**—Never Happened

**By Opponents**—Never Happened

### SAFETY SCORED

**By Titans**—Josh Evans and Jason Fisk (sacked Mark Brunell), at Jacksonville, 1/23/00 (W)

**By Opponents**—Dan Pastorini ran out of the End Zone, at Miami, 12/24/78 (W)

### THREE INTERCEPTIONS

**By Titans**—Never in Titans era (since 1999)

**By Oilers**—Vernon Perry (4\*) at San Diego, 12/29/79 (W)

**By Opponents**—Never Happened

### TWO INTERCEPTIONS

**By Titans**—Never in Titans era (since 1999)

**By Oilers**—Bubba McDowell vs. N.Y. Jets, 12/29/91 (W)

**By Opponents**—Johnny Robinson vs. Dallas Texans, 12/23/62 (L)

### THREE SACKS

**By Titans**—Jeffery Simmons vs. Cincinnati, 1/22/22 (L)

**By Opponents**—Willie McGinest at New England, 1/10/04 (L)

## LAST TIME IN A SEASON THE TITANS ...

### TEAM OFFENSE

- Ranked 1st in Overall Offense — 1990
- Ranked 1st in Rushing Offense — 1967 (AFL)
- Ranked 1st in Passing Offense — 1992

### TEAM DEFENSE

- Ranked 1st in Overall Defense — 2000
- Ranked 1st in Rushing Defense — 2003
- Ranked 1st in Passing Defense — 2000

### GAMES WON (REGULAR SEASON)

- 10 Wins — 2021 (12-5)
- 11 Wins — 2021 (12-5)
- 12 Wins — 2021 (12-5)
- 13 Wins — 2008 (13-3)

### ADVANCED IN PLAYOFFS

- Wild Card Round — 2021
- Divisional Round — 2021
- Conference Championship — 2019
- Super Bowl — 1999

### RUSHING

- 1,000 Yards — Derrick Henry (2,027), 2020
- 1,500 Yards — Derrick Henry (2,027), 2020
- 2,000 Yards — Derrick Henry (2,027), 2020
- 300 Attempts — Derrick Henry (378), 2020
- 400 Attempts — Eddie George (403), 2000
- 10 Touchdowns — Derrick Henry (10), 2021
- 15 Touchdowns — Derrick Henry (17), 2020

### PASSING

- 3,000 Yards — Ryan Tannehill (3,734), 2021
- 3,500 Yards — Ryan Tannehill (3,734), 2021
- 4,000 Yards — Warren Moon (4,690), 1991
- 400 Attempts — Ryan Tannehill (531), 2021
- 500 Attempts — Ryan Tannehill (531), 2021
- 600 Attempts — Warren Moon (655), 1991
- 20 Touchdowns — Ryan Tannehill (21), 2021
- 30 Touchdowns — Ryan Tannehill (33), 2020
- 90.0 Passer Rating — Ryan Tannehill (106.5), 2020
- 100.0 Passer Rating — Ryan Tannehill (106.5), 2020

### RECEIVING

- 80 Receptions — Delanie Walker (94), 2015
- 90 Receptions — Delanie Walker (94), 2015
- 100 Receptions — Haywood Jeffires (100), 1991
- 1,000 Yards — A.J. Brown (1,075), 2020
- 1,500 Yards — Charlie Hennigan (1,546), 1964
- 10 Touchdowns — A.J. Brown (11), 2020
- 15 Touchdowns — Bill Groman (17), 1961

### SCORING

- 100 Points — Randy Bullock (120), 2021
- 110 Points — Randy Bullock (120), 2021
- 120 Points — Randy Bullock (120), 2021
- 130 Points — Ryan Succop (136), 2017
- 30 Field Goals — Ryan Succop (35), 2017
- 35 Field Goals — Ryan Succop (35), 2017
- 10 Touchdowns — Derrick Henry (10), 2021
- 15 Touchdowns — Derrick Henry (17), 2020

### DEFENSE

- 7 Interceptions — Kevin Byard (8), 2017
- 8 Interceptions — Kevin Byard (8), 2017
- 9 Interceptions — Mike Reinfeldt (12), 1979
- 10 Interceptions — Mike Reinfeldt (12), 1979
- 10 Sacks — Harold Landry III (12), 2021
- 12 Sacks — Harold Landry III (12), 2021
- 14 Sacks — Jevon Kearse (14.5), 1999
- 150 Tackles — Wesley Woodyard (172), 2017
- 175 Tackles — Keith Bulluck (180), 2002
- 200 Tackles — Gregg Bingham (212), 1980

## TITANS RECORDS AT A GLANCE

### Team record holders in major statistical categories

### SCORING

- Points (Game) — 30 by Billy Cannon (5 TDs) at N.Y. Titans, 12/10/61
- Points (Season) — 136 by Al Del Greco, 1998; by Ryan Succop, 2017
- Points (Career) — 1,060 by Al Del Greco, 1991-00
- Touchdowns (Game) — 5 by Billy Cannon at N.Y. Titans, 12/10/61
- Touchdowns (Season) — 19 by Earl Campbell, 1979
- Touchdowns (Career) — 74 by Eddie George, 1996-03
- Field Goals (Game) — 8 by Rob Bironas at Hou., 10/21/07
- Field Goals (Season) — 36 by Al Del Greco, 1998
- Field Goals (Career) — 246 by Al Del Greco, 1991-00

### RUSHING

- Rushing Yards (Game) — 250 by Derrick Henry at Hou., 1/3/21
- Rushing Yards (Season) — 2,027 by Derrick Henry, 2020
- Rushing Yards (Career) — 10,009 by Eddie George, 1996-03
- Rushing Touchdowns (Game) — 4 by Earl Campbell vs. Mia., 11/20/78; Lorenzo White vs. Cle., 12/9/90; Derrick Henry vs. Jax, 12/6/18
- Rushing Touchdowns (Season) — 19 by Earl Campbell, 1979
- Rushing Touchdowns (Career) — 73 by Earl Campbell, 1978-84

### PASSING

- Passing Yards (Game) — 527 by Warren Moon at K.C., 12/16/90
- Passing Yards (Season) — 4,690 by Warren Moon, 1991
- Passing Yards (Career) — 33,685 by Warren Moon, 1984-93
- Passing Touchdowns (Game) — 7 by George Blanda vs. N.Y. Titans, 11/19/61
- Passing Touchdowns (Season) — 36 by George Blanda, 1961
- Passing Touchdowns (Career) — 196 by Warren Moon, 1984-93
- Passer Rating (Game) — 158.3 by Chris Chandler at Cin., 9/24/95
- Passer Rating (Season) — 117.5 by Ryan Tannehill, 2019
- Passer Rating (Career) — 90.5 by Marcus Mariota, 2015-19

### RECEIVING

- Receptions (Game) — 13 (three times, last by Drew Bennett at Oak., 12/19/04)
- Receptions (Season) — 101 by Charlie Hennigan, 1964
- Receptions (Career) — 542 by Ernest Givins, 1986-94
- Receiving Yards (Game) — 272 by Charlie Hennigan at Bos., 10/13/61
- Receiving Yards (Season) — 1,746 by Charlie Hennigan, 1961
- Receiving Yards (Career) — 7,935 by Ernest Givins, 1986-94
- Receiving Touchdowns (Game) — 3 (17 times, last by Kenny Britt vs. Phi., 10/24/10)
- Receiving Touchdowns (Season) — 17 by Bill Groman, 1961
- Receiving Touchdowns (Career) — 51 by Charlie Hennigan, 1960-66

### PUNTING

- Punts (Game) — 11 (twice by Rich Camarillo, last at Pit., 12/3/95)
- Punts (Season) — 96 by Rich Camarillo, 1994
- Punts (Career) — 923 by Brett Kern, 2009-21

### PUNT RETURNS

- Punt Return Yards (Game) — 160 by Darius Reynaud vs. Jax., 12/30/12
- Punt Return Average (Season) — 15.4 by Billy Johnson, 1977
- Punt Return Average (Career) — 13.2 by Billy Johnson, 1974-80

### KICKOFF RETURNS

- Kickoff Return Yards (Game) — 240 by Bobby Jancik at Oak., 12/22/63
- Kickoff Return Average (Season) — 31.7 by Darius Jennings, 2018
- Kickoff Return Average (Career) — 26.5 by Bobby Jancik, 1962-67

### INTERCEPTIONS

- Interceptions (Game) — 3 (nine times, last by Kevin Byard at Cle., 10/22/17)
- Interceptions (Season) — 12 by Freddy Glick, 1963; by Mike Reinfeldt, 1979
- Interceptions (Career) — 45 by Jim Norton, 1960-68

### SACKS

- Sacks (Game) — 4 (five times, last by William Fuller vs. Pit., 11/28/93)
- Sacks (Season) — 17 by Elvin Bethea, 1973
- Sacks (Career) — 105 by Elvin Bethea, 1968-83

## 2022 TENNESSEE TITANS TRANSACTIONS

### January 1

Activated from Reserve/COVID-19 - **DE DENICO AUTRY, OLB BUD DUPREE, CB BUSTER SKRINE**

Activated from practice squad reserve/COVID-19 - **WR CODY HOLLISTER**

Released from the practice squad - **WR CALEB SCOTT**

### January 3

Activated from reserve/COVID-19 - **LB JAYON BROWN, WR JULIO JONES, T KENDALL LAMM**

Activated from practice squad reserve/COVID-19 - **CB BRIEAN BODDY-CALHOUN**

Placed on injured reserve - **TE MYCOLE PRUITT**

Placed on practice squad reserve/COVID-19 - **T PAUL ADAMS**

### January 4

Waived - **CB CHRIS JONES, LB JOE JONES**

Released from the practice squad - **DB SHYHEIM CARTER, DB RODNEY CLEMONS, WR GOLDEN TATE**

Placed on reserve/COVID-19 - **LB MONTY RICE**

### January 5

Signed from the Seattle Seahawks practice squad - **TE RYAN IZZO**

Designated to return to practice - **RB DERRICK HENRY**

Signed to the practice squad - **DE Da'SHAWN HAND**

### January 6

Signed to the practice squad - **CB CHRIS JONES, LB JOE JONES**

### January 8

Waived - **RB JEREMY McNICHOLS**

Signed from the practice squad to the active roster - **DE KEVIN STRONG**

Activated from the practice squad to the active roster standard elevation - **DE Da'SHAWN HAND, RB JORDAN WILKINS**

### January 10

Activated from reserve/COVID-19 - **LB MONTY RICE**

Activated from practice squad reserve/COVID-19 - **T PAUL ADAMS**

Released from the practice squad - **T PAUL ADAMS**

### January 11

Signed to the practice squad - **RB JEREMY McNICHOLS**

Placed on practice squad reserve/COVID-19 - **RB JORDAN WILKINS**

Signed to future contracts - **LB KOBE JONES, DB CHRIS WILLIAMSON**

### January 17

Designated to return to practice - **FB TORY CARTER**

Activated from practice squad reserve/COVID-19 - **RB JORDAN WILKINS**

### January 19

Placed on reserve/COVID-19 - **CB GREG MABIN**

### January 21

Activated from reserve/injured, designated for return - **RB DERRICK HENRY**

Activated from the practice squad to the active roster standard elevation - **CB CHRIS JONES**

### January 24

Signed to future contracts - **S JAMAL CARTER, T CHRISTIAN DiLAURO, TE AUSTIN FORT, OL DERWIN GRAY, QB KEVIN HOGAN, WR CODY HOLLISTER, LB JOE JONES, WR MASON KINSEY, C DANIEL MUNYER, G JORDAN ROOS, OLB TUZAR SKIPPER**

Activated from reserve/COVID-19 - **CB GREG MABIN**

### January 25

Signed to future contracts - **DB SHYHEIM CARTER, S RODNEY CLEMONS, LB NATE HALL**

### February 8

Hired as passing game coordinator - **TIM KELLY**

Hired as inside linebackers coach - **BOBBY KING**

### February 14

Signed as free agent - **DE Da'SHAWN HAND**

### February 22

Signed as free agent - **WR JOSH MALONE**

### February 23

Signed as free agent - **OLB JUSTIN LAWLER**

### March 10

Terminated vested veterans - **T KENDALL LAMM, RODGER SAFFOLD III**

Waived - **RB DARRYNTON EVANS**

### March 15

Terminated vested veteran - **CB JACKRABBIT JENKINS**

### March 16

Terminated vested veteran with Post-June 1 designation - **WR JULIO JONES**

### March 17

Signed as unrestricted free agent - **OL JAMARCO JONES**

### March 18

Signed as unrestricted free agents - **RB TRENTON CANNON, C BEN JONES, TE GEOFF SWAIM, RB JORDAN WILKINS**

### March 21

Signed as free agent - **TE AUSTIN HOOPER**

Signed as unrestricted free agent - **S A.J. MOORE JR.**

Terminated vested veteran - **C COREY LEVIN**

### March 22

Signed as unrestricted free agent - **CB BUSTER SKRINE**

Signed as free agent - **C COREY LEVIN**

### March 23

Traded - a sixth-round pick in the 2023 NFL Draft to the Los Angeles Rams for **WR ROBERT WOODS**

Signed as unrestricted free agent - **LB DYLAN COLE**

### March 25

Signed as unrestricted free agent - **RB DONTRELL HILLIARD**

Hired as assistant special teams coach - **CHASE BLACKBURN**

Elevated to offensive assistant - **KYLAN BUTLER**

Elevated to defensive line assistant - **CLINTON McMILLAN**

### March 30

Signed as unrestricted free agent - **K RANDY BULLOCK**

### April 4

Signed as unrestricted free agent - **OLB OLA ADENIYI**

### April 7

Waived - **T BRANDON KEMP**

### April 27

Exercised the fifth-year option - **DT JEFFERY SIMMONS**

### April 28

Traded - **WR A.J. BROWN** to the Philadelphia Eagles for their 2022 first-round pick (18th overall) and their 2022 third-round pick (101st overall)

Drafted - **WR TREYLON BURKS** (first round, 18th overall)

Traded - a 2022 first-round pick (26th overall) and a 2022 third-round pick (101st overall) to the N.Y. Jets for their 2022 second-round pick (35th overall), their 2022 third-round pick (69th overall) and their fifth-round pick (163rd overall)

## 2022 TENNESSEE TITANS TRANSACTIONS

### April 29

Drafted - **CB ROGER McCREARY** (second round, 35th overall), **OL NICHOLAS PETIT-FRERE** (third round, 69th overall)

Traded - a 2022 third-round pick (90th overall) and a 2022 fifth-round pick (169th overall) to the Las Vegas Raiders for their 2022 third-round pick (86th overall)

Drafted - **QB MALIK WILLIS** (third round, 86th overall)

### April 30

Drafted - **RB HASSAN HASKINS** (fourth round, 131st overall), **TE CHIG OKONKWO** (fourth round, 143rd overall), **WR KYLE PHILIPS** (fifth round, 163rd overall), **S THEO JACKSON** (sixth round, 204th overall), **LB CHANCE CAMPBELL** (sixth round, 219th overall)

Terminated vested veteran - **QB KEVIN HOGAN**

### May 2

Waived - **TE AUSTIN FORT**, **LB NATE HALL**, **LB KOBE JONES**, **OLB TUZAR SKIPPER**

### May 9

Signed as free agent - **CB GREG MABIN**

### May 12

Signed - fourth-round choice **RB HASSAN HASKINS**, fifth-round choice **KYLE PHILIPS**, sixth-round choice **THEO JACKSON** and sixth-round choice **CHANCE CAMPBELL**

### May 13

Signed undrafted free agents - **OLB DAVID ANENIH**, **CB TRE AVERY**, **RB JULIUS CHESTNUT**, **DT HASKELL GARRETT**, **LB JACK GIBBENS**, **S MICHAEL GRIFFIN II**, **G HAYDEN HOWERTON**, **WR BRANDON LEWIS**, **T JALEN MCKENZIE**, **C/G XAVIER NEWMAN**, **TE THOMAS ODUKOYA**, **DT SAM OKUAYINONU**, **DE JAYDEN PEEVY**, **WR REGGIE ROBERSON JR.**, **T ANDREW RUPCICH**, **K CALEB SHUDAK**, **P RYAN STONEHOUSE**, **CB TRE SWILLING**

### May 16

Placed on injured reserve - **S JAMAL CARTER**

Signed as free agents - **CB KENNETH GEORGE JR.**, **DL DeMARCUS WALKER**

### May 18

Signed - first-round choice **WR TREYLON BURKS**

### May 20

Signed - third-round choice **OL NICHOLAS PETIT-FRERE**

### May 24

Signed - fourth-round choice **TE CHIG OKONKWO**

### June 1

Terminated vested veteran - **TE RYAN IZZO**

Signed as free agent - **WR JUWAN GREEN**

### June 6

Waived - **OL DERWIN GRAY**

Claimed - **OL CARSON GREEN** off waivers from the Houston Texans

### June 13

Terminated vested veteran from injured reserve - **S JAMAL CARTER**

### July 22

Signed - second-round choice **CB ROGER McCREARY**

### July 23

Waived - **DB RODNEY CLEMONS**

Signed as a free agent - **DB JOSHUA KALU**

Signed - third-round choice **QB MALIK WILLIS**

Declared physically unable to perform - **TE TOMMY HUDSON**, **LB MONTY RICE**, **K CALEB SHUDAK**

### July 27

Placed on reserve/retired - **CB BUSTER SKRINE**

### July 28

Waived - **WR JUWAN GREEN**

Signed as a free agent - **WR TERRY GODWIN**

### July 29

Signed as a free agent - **CB SHAKUR BROWN**

### August 1

Moved from physically unable to perform to the active roster - **TE TOMMY HUDSON**

### August 3

Placed on injured reserve - **C DANIEL MUNYER**

Waived injured - **DB CHRIS WILLIAMSON**

Signed as free agents - **CB TERRELL BONDS**, **C/G WILLIE WRIGHT**

### August 5

Waived from reserve/injured with an injury settlement - **DB CHRIS WILLIAMSON**

### August 9

Waived - **CB KENNETH GEORGE JR.**

Waived injured - **S MICHAEL GRIFFIN II**

Signed as free agents - **S ELIJAH BENTON**, **S ADRIAN COLBERT**

### August 12

Terminated vested veteran from reserve/injured with an injury settlement - **C DANIEL MUNYER**

### August 13

Waived - **CB TERRELL BONDS**, **WR BRANDON LEWIS**

Signed as free agents - **CB DEANTE BURTON**, **TE DAVID WELLS**

### August 15

Waived from reserve/injured with an injury settlement - **S MICHAEL GRIFFIN II**

### August 16

Terminated vested veterans - **CB DEANTE BURTON**, **WR JOSH MALONE**, **RB JORDAN WILKINS**

Waived - **S ELIJAH BENTON**, **DT HASKELL GARRETT**, **OL CARSON GREEN**

Claimed - **CB LONNIE JOHNSON JR.** off waivers from the Kansas City Chiefs

### August 17

Waived - **TE BRILEY MOORE**

Traded - a conditional 2024 seventh-round pick to the Las Vegas Raiders for **S TYREE GILLESPIE**

### August 22

Waived injured - **CB SHAKUR BROWN**, **DB SHYHEIM CARTER**

Waived - **WR TERRY GODWIN**

Terminated vested veteran - **OLB JUSTIN LAWLER**

Waived from reserve/injured with an injury settlement - **DB SHYHEIM CARTER**

## TENNESSEE TITANS UNOFFICIAL DEPTH CHART

### OFFENSE

<b>WR</b>	15	Nick Westbrook-Ikhine	<u>16</u>	<u>Treyton Burks</u>	13	Racey McMath
			8	Cody Hollister	<u>88</u>	<u>Reggie Roberson Jr.</u>
<b>TE</b>	81	Austin Hooper	<u>85</u>	<u>Chig Okonkwo</u>	83	David Wells
<b>LT</b>	77	Taylor Lewan	69	Christian DiLauro	<u>71</u>	<u>Jalen McKenzie</u>
<b>LG</b>	55	Aaron Brewer / <u>73</u>		Jamarco Jones	<u>67</u>	<u>Xavier Newman</u>
<b>C</b>	60	Ben Jones	62	Corey Levin	<u>61</u>	<u>Hayden Howerton</u>
					68	Willie Wright
<b>RG</b>	64	Nate Davis	70	Jordan Roos	<u>76</u>	<u>Andrew Rucpich</u>
<b>RT</b>	75	Dillon Radunz / <u>78</u>		Nicholas Petit-Frere	66	Carson Green
<b>TE</b>	87	Geoff Swaim	89	Tommy Hudson	<u>49</u>	<u>Thomas Odukoya *</u>
<b>WR</b>	2	Robert Woods	<u>18</u>	<u>Kyle Philips</u>	10	Dez Fitzpatrick
					12	Mason Kinsey
<b>QB</b>	17	Ryan Tannehill	5	Logan Woodside	<u>7</u>	<u>Malik Willis</u>
<b>RB</b>	22	Derrick Henry	40	Dontrell Hilliard	44	Tory Carter (FB)
			23	Trenton Cannon	<u>25</u>	<u>Hassan Haskins</u>
					<u>36</u>	<u>Julius Chestnut</u>

### DEFENSE

<b>DE</b>	96	Denico Autry	95	DeMarcus Walker	94	Da'Shawn Hand
					91	Larrell Murchison
<b>NT</b>	93	Teair Tart	90	Naquan Jones	<u>72</u>	<u>Jayden Peevy</u>
<b>DT</b>	98	Jeffery Simmons	97	Kevin Strong	<u>68</u>	<u>Sam Okuayinonu</u>
<b>OLB</b>	48	Bud Dupree	99	Rashad Weaver	(56)	Monty Rice)
<b>ILB</b>	51	David Long Jr.	<u>45</u>	<u>Chance Campbell</u>	<u>50</u>	<u>Jack Gibbens</u>
					42	Joe Jones
<b>ILB</b>	41	Zach Cunningham	53	Dylan Cole	<u>54</u>	<u>David Anenih</u>
<b>OLB</b>	58	Harold Landry III	92	Ola Adeniyi	30	Greg Mabin
<b>CB</b>	3	Caleb Farley / <u>21</u>		Roger McCreary	<u>23</u>	<u>Tre Avery</u>
					28	Joshua Kalu
<b>S</b>	31	Kevin Byard	33	A.J. Moore	25	Tyree Gillespie
					32	Adrian Colbert
<b>S</b>	37	Amani Hooker	<u>29</u>	<u>Theo Jackson</u>	39	Lonnie Johnson Jr.
					35	Chris Jackson
<b>CB</b>	26	Kristian Fulton	24	Elijah Molden	<u>20</u>	<u>Tre Swilling</u>

### SPECIAL TEAMS

<b>K</b>	14	Randy Bullock	( <u>11</u> )	<u>Caleb Shudak</u>		
<b>KO</b>	14	Randy Bullock	( <u>11</u> )	<u>Caleb Shudak</u>		
<b>P</b>	6	Brett Kern	<u>4</u>	<u>Ryan Stonehouse</u>		
<b>H</b>	6	Brett Kern	<u>4</u>	<u>Ryan Stonehouse</u>	5	Logan Woodside
<b>PR</b>	<u>18</u>	<u>Kyle Philips</u>	12	Mason Kinsey	<u>88</u>	<u>Reggie Roberson Jr.</u>
<b>KOR</b>	40	Dontrell Hilliard	23	Trenton Cannon	12	Mason Kinsey
<b>LS</b>	46	Morgan Cox	60	Ben Jones		

Rookies are underlined

As of Aug. 22, 2022

\* - NFL International Allocation

## TITANS PRONUNCIATION GUIDE

**OLA ADENIYI** (OH-la ah-DAY-nee); **David ANENIH** (ah-NIH-knee); **Randy BULLOCK** (BULL-luck); **TREYTON Burks** (TRAY-lin); **Kevin BYARD** (BY-urd); **Joshua KALU** (kuh-LOO); **Taylor LEWAN** (leh-WAHN); **XAVIER Newman** (ZAY-vee-er); **Thomas ODUKOYA** (OH-due-COY-ah); **Chig OKONKWO** (oh-KAHN-kwoh); **Sam OKUAYINONU** (oh-KWAHN-new); **Nicholas PETIT-FRERE** (puh-TEET FRAIR); **Dillon RADUNZ** (RAY-dinz); **Reggie ROBERSON Jr.** (RAH-ber-son); **Andrew RUPCICH** (RUP-sitch); **Ryan TANNEHILL** (TAN-uh-hill); **TEAIR Tart** (tee-AIR); **Nick Westbrook-IKHINE** (uh-KEEN-ay)



## TENNESSEE TITANS ROSTER BY EXPERIENCE

Player	Pos.	Experience	Player	Pos.	Experience	Player	Pos.	Experience
<b>15TH YEAR</b>			Zach Cunningham	LB		Jordan Roos	G	
Brett Kern	P		Joe Jones	LB		Tear Tart	DT	
<b>13TH YEAR</b>			Greg Mabin	CB		Nick Westbrook-Ikhine	WR	
Morgan Cox	LS		DeMarcus Walker	DL		Logan Woodside	QB	
<b>11TH YEAR</b>			<b>5TH YEAR</b>			<b>2ND YEAR</b>		
Randy Bullock	K		Ola Adeniyi	OLB		Tory Carter	FB	
Ben Jones	C		Trenton Cannon	RB		Caleb Farley	CB	
Ryan Tannehill	QB		Da'Shawn Hand	DE		Dez Fitzpatrick	WR	
<b>10TH YEAR</b>			Dontrell Hilliard	RB		Tyree Gillespie	S	
Robert Woods	WR		Jamarco Jones	OL		Tommy Hudson	TE	
<b>9TH YEAR</b>			Harold Landry III	OLB		Naquan Jones	DT	
Denico Autry	DL		A.J. Moore Jr.	S		Racey McMath	WR	
Taylor Lewan	T		<b>4TH YEAR</b>			Elijah Molden	CB	
<b>8TH YEAR</b>			Nate Davis	G		Dillon Radunz	OL	
Bud Dupree	OLB		Amani Hooker	S		Monty Rice (PUP)	LB	
Geoff Swaim	TE		Lonnie Johnson Jr.	DB		Rashad Weaver	OLB	
<b>7TH YEAR</b>			Joshua Kalu	DB		David Wells	TE	
Kevin Byard	S		Corey Levin	C/G		<b>1ST YEAR</b>		
Derrick Henry	RB		David Long Jr.	LB		Christian DiLauro	T	
Austin Hooper	TE		Jeffery Simmons	DT		Mason Kinsey	WR	
<b>6TH YEAR</b>			Kevin Strong	DE		Willie Wright	C/G	
Adrian Colbert	S		<b>3RD YEAR</b>			<b>ROOKIE DRAFT PICKS</b>		
Dylan Cole	LB		Aaron Brewer	G/C		Treyton Burks	WR	
			Kristian Fulton	CB		Chance Campbell	LB	
			Cody Hollister	WR		Hassan Haskins	RB	
			Chris Jackson	DB		Theo Jackson	S	
			Larrell Murchison	DL		Roger McCreary	CB	

### ROOKIE FREE AGENTS

David Anenih	OLB
Tre Avery	CB
Julius Chestnut	RB
Jack Gibbens	LB
Hayden Howerton	G
Jalen McKenzie	T
Xavier Newman	C/G
Thomas Odukoya *	TE
Sam Okuayinonu	DT
Jayden Peevy	DE
Reggie Roberson Jr.	WR
Andrew Rupcich	T
Caleb Shudak (PUP)	K
Ryan Stonehouse	P
Tre Swilling	CB

\* NFL International Allocation

As of Aug. 22, 2022

## TENNESSEE TITANS ROSTER BY DRAFT ROUND

Round	Player	Pos.	Year	Player	Pos.	Year	Player	Pos.	Year
<b>ROUND 1</b>	Rashad Weaver	OLB	2021	Thomas Odukoya *	TE	2022			
	Amani Hooker	S	2019	Sam Okuayinonu	DT	2022			
	Da'Shawn Hand	DE	2018 (Det)	Jayden Peevy	DE	2022			
	Ben Jones	C	2012 (Hou)	Reggie Roberson Jr.	WR	2022			
				Andrew Rupcich	T	2022			
				Caleb Shudak (PUP)	K	2022			
<b>ROUND 2</b>	<b>Player</b>	<b>Pos.</b>	<b>Year</b>	Ryan Stonehouse	P	2022			
	Roger McCreary	CB	2022	Tre Swilling	CB	2022			
	Dillon Radunz	T	2021	Tory Carter	FB	2021			
	Kristian Fulton	CB	2020	Naquan Jones	DT	2021			
	Lonnie Johnson Jr.	DB	2019 (Hou)	Aaron Brewer	G/C	2020			
	Harold Landry III	OLB	2018	Tommy Hudson	TE	2020			
<b>ROUND 3</b>	<b>Player</b>	<b>Pos.</b>	<b>Year</b>	Mason Kinsey	WR	2020			
	Zach Cunningham	ILB	2017 (Hou)	Tear Tart	DT	2020			
	DeMarcus Walker	DL	2017 (Den)	Nick Westbrook-Ikhine	WR	2020			
	Derrick Henry	RB	2016	Kevin Strong	DE	2019 (Det)			
	Robert Woods	WR	2013 (Buf)	Willie Wright	C/G	2019 (Cle)			
				Ola Adeniyi	OLB	2018 (Pit)			
<b>ROUND 4</b>	<b>Player</b>	<b>Pos.</b>	<b>Year</b>	Christian DiLauro	T	2018 (Cle)			
	Nicholas Petit-Frere	OL	2022	Dontrell Hilliard	RB	2018 (Cle)			
	Malik Willis	QB	2022	Joshua Kalu	DB	2018			
	Elijah Molden	CB	2021	A.J. Moore Jr.	S	2018 (NE)			
	Monty Rice (PUP)	ILB	2021	David Wells	TE	2018 (Dal)			
	Nate Davis	OL	2019	Dylan Cole	ILB	2017 (Hou)			
<b>ROUND 5</b>	<b>Player</b>	<b>Pos.</b>	<b>Year</b>	Cody Hollister	WR	2017 (NE)			
	Racey McMath	WR	2021	Joe Jones	LB	2017 (Dal)			
	Chris Jackson	DB	2020	Greg Mabin	CB	2017 (TB)			
	Logan Woodside	QB	2018 (Cin)	Jordan Roos	G	2017 (Sea)			
	Adrian Colbert	S	2017 (SF)	Denico Autry	DL	2014 (Oak)			
	Geoff Swaim	TE	2015 (Dal)	Morgan Cox	LS	2010 (Bal)			
<b>ROUND 6</b>	<b>Player</b>	<b>Pos.</b>	<b>Year</b>	Brett Kern	P	2008 (Den)			
	Chance Campbell	LB	2022						
	Theo Jackson	S	2022						
	David Long Jr.	LB	2019						
	Trenton Cannon	RB	2018 (NYJ)						
	Corey Levin	C/G	2017						
<b>ROUND 7</b>	<b>Player</b>	<b>Pos.</b>	<b>Year</b>						
	Rashad Weaver	OLB	2021						
	Amani Hooker	S	2019						
	Da'Shawn Hand	DE	2018 (Det)						
	Ben Jones	C	2012 (Hou)						
<b>UNDRAFTED</b>	<b>Player</b>	<b>Pos.</b>	<b>Year</b>						
	David Anenih	OLB	2022						
	Tre Avery	CB	2022						
	Julius Chestnut	RB	2022						
	Jack Gibbens	LB	2022						
	Hayden Howerton	G	2022						

\* NFL International Allocation

As of Aug. 22, 2022

## HOW THE TENNESSEE TITANS WERE BUILT

YEAR	DRAFTEES (27)	FREE AGENTS (47)	TRADES/WAIVERS (7)
<b>2022</b>	WR Treylon Burks (1) CB Roger McCreary (2) OL Nicholas Petit-Frere (3a) QB Malik Willis (3b) RB Hassan Haskins (4a) TE Chig Okonkwo (4b) WR Kyle Philips (5) S Theo Jackson (6a) LB Chance Campbell (6b)	OL Jamarco Jones (UFA-SEA) RB Trenton Cannon (UFA-SF) S A.J. Moore Jr. (UFA-HOU) TE Austin Hooper (FA) OLB David Anenih (FA) CB Tre Avery (FA) RB Julius Chestnut (FA) LB Jack Gibbens (FA) G Hayden Howerton (FA) T Jalen McKenzie (FA) C/G Xavier Newman (FA) DT Sam Okuayinonu (FA) DE Jayden Peevy (FA) WR Reggie Roberson Jr. (FA) T Andrew Rupcich (FA) K Caleb Shudak (FA) P Ryan Stonehouse (FA) CB Tre Swilling (FA) DL DeMarcus Walker (FA) DB Joshua Kalu (FA) C/G Willie Wright (FA) S Adrian Colbert (FA) TE David Wells (FA)	WR Robert Woods (T-LAR) DB Lonnie Johnson Jr. (W-KC) S Tyree Gillespie (T-LV)
<b>2021</b>	CB Caleb Farley (1) OL Dillon Radunz (2) LB Monty Rice (3a) CB Elijah Molden (3b) WR Dez Fitzpatrick (4a) OLB Rashad Weaver (4b) WR Racey McMath (6a)	WR Mason Kinsey (FA) DL Denico Autry (UFA-IND) LS Morgan Cox (UFA-BAL) OLB Bud Dupree (UFA-PIT) OLB Ola Adeniyi (FA) FB Tory Carter (FA) DT Naquan Jones (FA) T Christian DiLauro (FA) G Jordan Roos (FA) K Randy Bullock (FA) LB Joe Jones (FA) LB Dylan Cole (FA) CB Greg Mabin (FA) RB Dontrell Hilliard (FA) DE Kevin Strong (FA) DE Da'Shawn Hand (FA)	C/G Corey Levin (W-NYJ) LB Zach Cunningham (W-HOU)
<b>2020</b>	CB Kristian Fulton (2) DL Larrell Murchison (5) CB Chris Jackson (7b)	G/C Aaron Brewer (FA) TE Tommy Hudson (FA) DT Teair Tart (FA) WR Nick Westbrook-Ikhine (FA) TE Geoff Swaim (FA)	
<b>2019</b>	DT Jeffery Simmons (1) G Nate Davis (3) S Amani Hooker (4) LB David Long Jr. (6)	QB Logan Woodside (FA) WR Cody Hollister (FA)	QB Ryan Tannehill (T-MIA)
<b>2018</b>	OLB Harold Landry III (2)		
<b>2016</b>	RB Derrick Henry (2c) S Kevin Byard (3)	C Ben Jones (UFA-HOU)	
<b>2014</b>	T Taylor Lewan (1)		
<b>2009</b>			P Brett Kern (W-DEN)

As of Aug. 22, 2022

## TENNESSEE TITANS POSITIONAL ROSTER - OFFENSE

### QUARTERBACKS (3)

17	Tannehill, Ryan	QB	6-4	217	7/27/88	11	Texas A&M	Big Spring, Texas	T (MIA)-'19
7	Willis, Malik	QB	6-1	219	5/25/99	R	Liberty	Atlanta, Ga.	D3b-'22
5	Woodside, Logan	QB	6-1	213	1/27/95	3	Toledo	Frankfort, Ky.	FA-'19

### RUNNING BACKS (6)

23	Cannon, Trenton	RB	5-11	185	7/23/94	5	Virginia State	Hampton, Va.	UFA (SF)-'21
44	Carter, Tory	FB	6-0	229	3/16/99	2	Louisiana State	Valdosta, Ga.	FA-'21
36	Chestnut, Julius	RB	5-11	228	10/26/00	R	Sacred Heart	Bowie, Md.	FA-'22
25	Haskins, Hassan	RB	6-2	228	11/26/99	R	Michigan	St. Louis, Mo.	D4a-'22
22	Henry, Derrick	RB	6-3	247	1/4/94	7	Alabama	Yulee, Fla.	D2c-'16
40	Hilliard, Dontrell	RB	5-11	202	2/26/95	5	Tulane	Baton Rouge, La.	FA-'21

### WIDE RECEIVERS (10)

16	Burks, Treyton	WR	6-2	225	3/23/00	R	Arkansas	Warren, Ark.	D1-'22
10	Fitzpatrick, Dez	WR	6-2	208	12/17/97	2	Louisville	Farmington Hills, Mich.	D4a-'21
8	Hollister, Cody	WR	6-4	220	11/18/93	3	Arkansas	Bend, Ore.	FA-'19
12	Kinsey, Mason	WR	5-10	202	8/29/98	1	Berry College	Demorest, Ga.	FA-'21
13	McMath, Racey	WR	6-3	217	6/14/99	2	Louisiana State	New Orleans, La.	D6a-'21
18	Phillips, Kyle	WR	5-11	189	6/17/99	R	UCLA	San Marcos, Calif.	D5-'22
88	Roberson Jr., Reggie	WR	5-11	193	10/14/98	R	Southern Methodist	Desoto, Texas	FA-'22
15	Westbrook-Ikhine, Nick	WR	6-2	211	3/21/97	3	Indiana	Lake Mary, Fla.	FA-'20
2	Woods, Robert	WR	6-0	195	4/10/92	10	Southern California	Gardena, Calif.	T (LAR)-'22

### TIGHT ENDS (5)

81	Hooper, Austin	TE	6-4	254	10/29/94	7	Stanford	San Mateo, Calif.	FA-'22
89	Hudson, Tommy	TE	6-3	255	2/22/97	2	Arizona State	San Jose, Calif.	FA-'20
85	Okonkwo, Chig	TE	6-3	238	9/8/99	R	Maryland	Powder Springs, Ga.	D4b-'22
87	Swaim, Geoff	TE	6-4	260	9/16/93	8	Texas	Chico, Calif.	FA-'20
83	Wells, David	TE	6-6	260	5/2/95	2	San Diego State	Clovis, Calif.	FA-'22

### CENTERS (4)

60	Jones, Ben	C	6-3	308	7/2/89	11	Georgia	Brent, Ala.	UFA (HOU)-'16
62	Levin, Corey	C/G	6-4	307	8/12/94	4	Chattanooga	Dacula, Ga.	FA-'21
67	Newman, Xavier	C/G	6-2	297	8/4/99	R	Baylor	Desoto, Texas	FA-'22
68	Wright, Willie	C/G	6-3	300	2/25/96	1	Tulsa	Houston, Texas	FA-'22

### GUARDS (5)

55	Brewer, Aaron	G/C	6-1	295	10/28/97	3	Texas State	Dallas, Texas	FA-'20
64	Davis, Nate	G	6-3	316	9/23/96	4	Charlotte	Ashburn, Va.	D3-'19
61	Howerton, Hayden	G	6-3	300	2/11/99	R	Southern Methodist	Katy, Texas	FA-'22
73	Jones, Jamarco	OL	6-4	293	6/4/96	5	Ohio State	Chicago, Ill.	UFA (SEA)-'21
70	Roos, Jordan	G	6-3	302	7/6/93	3	Purdue	Celina, Texas	FA-'21

### TACKLES (6)

69	DiLauro, Christian	T	6-6	300	11/11/94	1	Illinois	Uniontown, Ohio	FA-'21
77	Lewan, Taylor	T	6-7	309	7/22/91	9	Michigan	Cave Creek, Ariz.	D1-'14
71	McKenzie, Jalen	T	6-5	310	7/10/99	R	Southern California	Concord, Calif.	FA-'22
78	Petit-Frere, Nicholas	OL	6-5	316	9/15/99	R	Ohio State	Tampa, Fla.	D3a-'22
75	Radunz, Dillon	OL	6-6	301	3/28/98	2	North Dakota State	Becker, Minn.	D2-'21
76	Rupcich, Andrew	T	6-6	318	4/1/99	R	Culver-Stockton	Wonder Lake, Ill.	FA-'22

### LONG SNAPPER (1)

46	Cox, Morgan	LS	6-4	233	4/26/86	13	Tennessee	Collierville, Tenn.	UFA (BAL)-'21
----	-------------	----	-----	-----	---------	----	-----------	---------------------	---------------

### PLACEKICKERS (2)

14	Bullock, Randy	K	5-9	210	12/16/89	11	Texas A&M	Klein, Texas	FA-'21
11	Shudak, Caleb	K	5-7	177	11/19/97	R	Iowa	Council Bluffs, Iowa	FA-'22

As of Aug. 22, 2022

## TENNESSEE TITANS POSITIONAL ROSTER - DEFENSE

### DEFENSIVE LINEMEN (10)

96	Autry, Denico	DL	6-5	285	7/15/90	9	Mississippi State	Albemarle, N.C.	UFA (IND)-'21
94	Hand, Da'Shawn	DE	6-3	297	11/14/95	5	Alabama	Woodbridge, Va.	FA-'21
90	Jones, Naquan	DT	6-3	313	2/5/98	2	Michigan State	Evanston, Ill.	FA-'21
91	Murchison, Larrell	DL	6-2	297	4/24/97	3	North Carolina State	Elizabethtown, N.C.	D5-'20
68	Okuyinonu, Sam	DT	6-1	269	5/1/98	R	Maryland	Lowell, Mass.	FA-'22
72	Peevy, Jayden	DE	6-5	308	9/3/99	R	Texas A&M	Bellaire, Texas	FA-'22
98	Simmons, Jeffery	DL	6-4	305	7/28/97	4	Mississippi State	Macon, Miss.	D1-'19
97	Strong, Kevin	DE	6-4	295	8/5/96	4	Texas-San Antonio	Cleveland, Texas	FA-'21
93	Tart, Teair	DT	6-2	304	2/28/97	3	Florida International	Philadelphia, Pa.	FA-'20
95	Walker, DeMarcus	DL	6-4	280	9/30/94	6	Florida State	Jacksonville, Fla.	FA-'22

### LINEBACKERS (12)

92	Adeniyi, Ola	OLB	6-1	248	9/12/97	5	Toledo	Fort Bend County, Texas	FA-'21
54	Anenih, David	OLB	6-2	245	8/15/99	R	Houston	Arlington, Texas	FA-'22
45	Campbell, Chance	LB	6-2	232	10/8/99	R	Mississippi	Ellicott City, Md.	D6b-'22
53	Cole, Dylan	LB	6-0	237	5/19/94	6	Missouri State	Springfield, Mo.	FA-'21
41	Cunningham, Zach	LB	6-3	238	12/12/94	6	Vanderbilt	Pinson, Ala.	W (HOU)-'21
48	Dupree, Bud	OLB	6-4	269	2/12/93	8	Kentucky	Irwinton, Ga.	UFA (PIT)-'21
50	Gibbens, Jack	LB	6-3	242	11/24/98	R	Minnesota	Bulverde, Texas	FA-'22
42	Jones, Joe	LB	6-0	240	2/21/94	6	Northwestern	Plano, Ill.	FA-'21
58	Landry III, Harold	OLB	6-2	252	6/5/96	5	Boston College	Spring Lake, N.C.	D2-'18
51	Long Jr., David	LB	5-11	227	10/12/96	4	West Virginia	Cincinnati, Ohio	D6-'19
56	Rice, Monty	LB	6-0	233	1/8/99	2	Georgia	Huntsville, Ala.	D3a-'21
99	Weaver, Rashad	OLB	6-4	259	11/10/97	2	Pittsburgh	Fort Lauderdale, Fla.	D4b-'21

### CORNERBACKS (8)

23	Avery, Tre	CB	5-11	181	2/26/97	R	Rutgers	Baltimore, Md.	FA-'22
3	Farley, Caleb	CB	6-2	197	11/2/98	2	Virginia Tech	Maiden, N.C.	D1-'21
26	Fulton, Kristian	CB	5-11	197	9/3/98	3	Louisiana State	New Orleans, La.	D2-'20
35	Jackson, Chris	DB	5-10	193	4/13/98	3	Marshall	Tallahassee, Fla.	D7b-'20
30	Mabin, Greg	CB	6-2	200	6/25/94	6	Iowa	Fort Lauderdale, Fla.	FA-'21
21	McCreary, Roger	CB	5-11	190	2/10/00	R	Auburn	Mobile, Ala.	D2-'22
24	Molden, Elijah	CB	5-10	192	1/30/99	2	Washington	West Linn, Ore.	D3b-'21
20	Swilling, Tre	CB	6-1	196	3/26/99	R	Georgia Tech	New Orleans, La.	FA-'22

### SAFETIES (8)

31	Byard, Kevin	S	5-11	212	8/17/93	7	Middle Tennessee State	Lithonia, Ga.	D3-'16
32	Colbert, Adrian	S	6-2	205	10/6/93	6	Miami (Fla.)	Wichita Falls, Texas	FA-'22
25	Gillespie, Tyree	S	6-0	207	9/5/97	2	Missouri	Ocala, Fla.	T (LV)-'22
37	Hooker, Amani	S	5-11	210	6/14/98	4	Iowa	Minneapolis, Minn.	D4-'19
29	Jackson, Theo	S	6-1	198	10/2/98	R	Tennessee	Nashville, Tenn.	D6a-'22
39	Johnson Jr., Lonnie	DB	6-2	213	5/31/97	4	Kentucky	Gary, Ind.	W (KC)-'22
28	Kalu, Joshua	DB	6-0	203	8/28/95	4	Nebraska	Houston, Texas	FA-'22
33	Moore Jr., A.J.	S	5-11	200	12/15/95	5	Mississippi	Bassfield, Miss.	UFA (HOU)-'22

### PUNTERS (2)

6	Kern, Brett	P	6-2	214	2/17/86	15	Toledo	Grand Island, N.Y.	W (DEN)-'09
4	Stonehouse, Ryan	P	5-10	193	5/11/99	R	Colorado State	La Verne, Calif.	FA-'22

As of Aug. 22, 2022

## TENNESSEE TITANS ALPHABETICAL ROSTER

NO.	NAME	POS.	HT.	WT.	BIRTHDATE	EXP.	COLLEGE	HOMETOWN	ACQUIRED
92	Adeniyi, Ola	OLB	6-1	248	9/12/97	5	Toledo	Fort Bend County, Texas	FA-'21
54	Anenih, David	OLB	6-2	245	8/15/99	R	Houston	Arlington, Texas	FA-'22
96	Autry, Denico	DL	6-5	285	7/15/90	9	Mississippi State	Albemarle, N.C.	UFA (IND)-'21
23d	Avery, Tre	CB	5-11	181	2/26/97	R	Rutgers	Baltimore, Md.	FA-'22
55	Brewer, Aaron	G/C	6-1	295	10/28/97	3	Texas State	Dallas, Texas	FA-'20
14	Bullock, Randy	K	5-9	210	12/16/89	11	Texas A&M	Klein, Texas	FA-'21
16	Burks, Treyton	WR	6-2	225	3/23/00	R	Arkansas	Warren, Ark.	D1-'22
31	Byard, Kevin	S	5-11	212	8/17/93	7	Middle Tennessee State	Lithonia, Ga.	D3-'16
45	Campbell, Chance	LB	6-2	232	10/8/99	R	Mississippi	Ellicott City, Md.	D6b-'22
23o	Cannon, Trenton	RB	5-11	185	7/23/94	5	Virginia State	Hampton, Va.	UFA (SF)-'21
44	Carter, Tory	FB	6-0	229	3/16/99	2	Louisiana State	Valdosta, Ga.	FA-'21
36	Chestnut, Julius	RB	5-11	228	10/26/00	R	Sacred Heart	Bowie, Md.	FA-'22
32	Colbert, Adrian	S	6-2	205	10/6/93	6	Miami (Fla.)	Wichita Falls, Texas	FA-'22
53	Cole, Dylan	LB	6-0	237	5/19/94	6	Missouri State	Springfield, Mo.	FA-'21
46	Cox, Morgan	LS	6-4	233	4/26/86	13	Tennessee	Collierville, Tenn.	UFA (BAL)-'21
41	Cunningham, Zach	LB	6-3	238	12/12/94	6	Vanderbilt	Pinson, Ala.	W (HOU)-'21
64	Davis, Nate	G	6-3	316	9/23/96	4	Charlotte	Ashburn, Va.	D3-'19
69	DiLauro, Christian	T	6-6	300	11/11/94	1	Illinois	Uniontown, Ohio	FA-'21
48	Dupree, Bud	OLB	6-4	269	2/12/93	8	Kentucky	Irvington, Ga.	UFA (PIT)-'21
3	Farley, Caleb	CB	6-2	197	11/2/98	2	Virginia Tech	Maiden, N.C.	D1-'21
10	Fitzpatrick, Dez	WR	6-2	208	12/17/97	2	Louisville	Farmington Hills, Mich.	D4a-'21
26	Fulton, Kristian	CB	5-11	197	9/3/98	3	Louisiana State	New Orleans, La.	D2-'20
50	Gibbens, Jack	LB	6-3	242	11/24/98	R	Minnesota	Bulverde, Texas	FA-'22
25d	Gillespie, Tyree	S	6-0	207	9/5/97	2	Missouri	Ocala, Fla.	T (LV)-'22
94	Hand, Da'Shawn	DE	6-3	297	11/14/95	5	Alabama	Woodbridge, Va.	FA-'21
25	Haskins, Hassan	RB	6-2	228	11/26/99	R	Michigan	St. Louis, Mo.	D4a-'22
22	Henry, Derrick	RB	6-3	247	1/4/94	7	Alabama	Yulee, Fla.	D2c-'16
40o	Hilliard, Dontrell	RB	5-11	202	2/26/95	5	Tulane	Baton Rouge, La.	FA-'21
8	Hollister, Cody	WR	6-4	220	11/18/93	3	Arkansas	Bend, Ore.	FA-'19
37	Hooker, Amani	S	5-11	210	6/14/98	4	Iowa	Minneapolis, Minn.	D4-'19
81	Hooper, Austin	TE	6-4	254	10/29/94	7	Stanford	San Mateo, Calif.	FA-'22
61	Howerton, Hayden	G	6-3	300	2/11/99	R	Southern Methodist	Katy, Texas	FA-'22
89	Hudson, Tommy	TE	6-3	255	2/22/97	2	Arizona State	San Jose, Calif.	FA-'20
35	Jackson, Chris	DB	5-10	193	4/13/98	3	Marshall	Tallahassee, Fla.	D7b-'20
29	Jackson, Theo	S	6-1	198	10/2/98	R	Tennessee	Nashville, Tenn.	D6a-'22
39	Johnson Jr., Lonnie	DB	6-2	213	5/31/97	4	Kentucky	Gary, Ind.	W (KC)-'22
60	Jones, Ben	C	6-3	308	7/2/89	11	Georgia	Brent, Ala.	UFA (HOU)-'16
73	Jones, Jamarco	OL	6-4	293	6/4/96	5	Ohio State	Chicago, Ill.	UFA (SEA)-'21
42	Jones, Joe	LB	6-0	240	2/21/94	6	Northwestern	Plano, Ill.	FA-'21
90	Jones, Naquan	DT	6-3	313	2/5/98	2	Michigan State	Evanston, Ill.	FA-'21
28	Kalu, Joshua	DB	6-0	203	8/28/95	4	Nebraska	Houston, Texas	FA-'22
6	Kern, Brett	P	6-2	214	2/17/86	15	Toledo	Grand Island, N.Y.	W (DEN)-'09
12	Kinsey, Mason	WR	5-10	202	8/29/98	1	Berry College	Demorest, Ga.	FA-'21
58	Landry III, Harold	OLB	6-2	252	6/5/96	5	Boston College	Spring Lake, N.C.	D2-'18
62	Levin, Corey	C/G	6-4	307	8/12/94	4	Chattanooga	Dacula, Ga.	FA-'21
77	Lewan, Taylor	T	6-7	309	7/22/91	9	Michigan	Cave Creek, Ariz.	D1-'14
51	Long Jr., David	LB	5-11	227	10/12/96	4	West Virginia	Cincinnati, Ohio	D6-'19
30	Mabin, Greg	CB	6-2	200	6/25/94	6	Iowa	Fort Lauderdale, Fla.	FA-'21
21	McCreary, Roger	CB	5-11	190	2/10/00	R	Auburn	Mobile, Ala.	D2-'22
71	McKenzie, Jalen	T	6-5	310	7/10/99	R	Southern California	Concord, Calif.	FA-'22
13	McMath, Racey	WR	6-3	217	6/14/99	2	Louisiana State	New Orleans, La.	D6a-'21
24	Molden, Elijah	CB	5-10	192	1/30/99	2	Washington	West Linn, Ore.	D3b-'21
33	Moore Jr., A.J.	S	5-11	200	12/15/95	5	Mississippi	Bassfield, Miss.	UFA (HOU)-'22
91	Murchison, Larrell	DL	6-2	297	4/24/97	3	North Carolina State	Elizabethtown, N.C.	D5-'20
67	Newman, Xavier	C/G	6-2	297	8/4/99	R	Baylor	Desoto, Texas	FA-'22
85	Okonkwo, Chig	TE	6-3	238	9/8/99	R	Maryland	Powder Springs, Ga.	D4b-'22
68d	Okuyinonu, Sam	DT	6-1	269	5/1/98	R	Maryland	Lowell, Mass.	FA-'22
72	Peevy, Jayden	DE	6-5	308	9/3/99	R	Texas A&M	Bellaire, Texas	FA-'22
78	Petit-Frere, Nicholas	OL	6-5	316	9/15/99	R	Ohio State	Tampa, Fla.	D3a-'22
18	Philips, Kyle	WR	5-11	189	6/17/99	R	UCLA	San Marcos, Calif.	D5-'22
75	Radunz, Dillon	OL	6-6	301	3/28/98	2	North Dakota State	Becker, Minn.	D2-'21
88	Roberson Jr., Reggie	WR	5-11	193	10/14/98	R	Southern Methodist	Desoto, Texas	FA-'22
70	Roos, Jordan	G	6-3	302	7/6/93	3	Purdue	Celina, Texas	FA-'21
76	Rupcich, Andrew	T	6-6	318	4/1/99	R	Culver-Stockton	Wonder Lake, Ill.	FA-'22
98	Simmons, Jeffery	DT	6-4	305	7/28/97	4	Mississippi State	Macon, Miss.	D1-'19
4	Stonehouse, Ryan	P	5-10	193	5/11/99	R	Colorado State	La Verne, Calif.	FA-'22
97	Strong, Kevin	DE	6-4	295	8/5/96	4	Texas-San Antonio	Cleveland, Texas	FA-'21
87	Swaim, Geoff	TE	6-4	260	9/16/93	8	Texas	Chico, Calif.	FA-'20
20	Swilling, Tre	CB	6-1	196	3/26/99	R	Georgia Tech	New Orleans, La.	FA-'22
17	Tannehill, Ryan	QB	6-4	217	7/27/88	11	Texas A&M	Big Spring, Texas	T (MIA)-'19
93	Tart, Teair	DT	6-2	304	2/28/97	3	Florida International	Philadelphia, Pa.	FA-'20
95	Walker, DeMarcus	DL	6-4	280	9/30/94	6	Florida State	Jacksonville, Fla.	FA-'22
99	Weaver, Rashad	OLB	6-4	259	11/10/97	2	Pittsburgh	Fort Lauderdale, Fla.	D4b-'21
83	Wells, David	TE	6-6	260	5/2/95	2	San Diego State	Clovis, Calif.	FA-'22
15	Westbrook-Ikhine, Nick	WR	6-2	211	3/21/97	3	Indiana	Lake Mary, Fla.	FA-'20
7	Willis, Malik	QB	6-1	219	5/25/99	R	Liberty	Atlanta, Ga.	D3b-'22
2	Woods, Robert	WR	6-0	195	4/10/92	10	Southern California	Gardena, Calif.	T (LAR)-'22
5	Woodside, Logan	QB	6-1	213	1/27/95	3	Toledo	Frankfort, Ky.	FA-'19
68o	Wright, Willie	C/G	6-3	300	2/25/96	1	Tulsa	Houston, Texas	FA-'22

**PHYSICALLY UNABLE TO PERFORM (2):**

56	Rice, Monty	LB	6-0	233	1/8/99	2	Georgia	Huntsville, Ala.	D3a-'21
11	Shudak, Caleb	K	5-7	177	11/19/97	R	Iowa	Council Bluffs, Iowa	FA-'22

**NFL INTERNATIONAL ALLOCATION (1):**

49	Odukoya, Thomas	TE	6-6	253	5/5/97	R	Eastern Michigan	Almere, Netherlands	FA-'22
----	-----------------	----	-----	-----	--------	---	------------------	---------------------	--------

Active Roster Count: 81 As of Aug. 22, 2022

**HEAD COACH: MIKE VRABEL**

**ASSISTANT COACHES:** SHANE BOWEN (defensive coordinator), TODD DOWNING (offensive coordinator), CRAIG AUKERMAN (special teams), BRIAN BELL (sports performance coordinator), CHASE BLACKBURN (assistant special teams), SCOTT BOOKER (safeties), KYLAN BUTLER (offensive assistant); KEITH CARTER (offensive line), RYAN CROW (outside linebackers), TONY DEWS (running backs), ERIK FRAZIER (offensive skill assistant), JASON HOUGHTALING (offensive line assistant), TIM KELLY (passing game coordinator), BOBBY KING (inside linebackers), ZAK KUHR (inside linebackers assistant), CLINTON McMILLAN (defensive line assistant); ANTHONY MIDGET (secondary), ROB MOORE (wide receivers), PAT O'HARA (quarterbacks), FRANK PIRAINO (director of sports performance), TYLER ROUSE (sports performance assistant), JIM SCHWARTZ (senior defensive assistant), LUKE STECKEL (tight ends), JOHN STREICHER (coordinator of football development), MIKE SULLIVAN (assistant offensive line), TERRELL WILLIAMS (defensive line)

## TENNESSEE TITANS NUMERICAL ROSTER

NO.	NAME	POS.	HT.	WT.	AGE	EXP.	COLLEGE	HOMETOWN	ACQUIRED
2	Robert Woods	WR	6-0	195	30	10	Southern California	Gardena, Calif.	T (LAR)-'22
3	Caleb Farley	CB	6-2	197	23	2	Virginia Tech	Maiden, N.C.	D1-'21
4	Ryan Stonehouse	P	5-10	193	23	R	Colorado State	La Verne, Calif.	FA-'22
5	Logan Woodside	QB	6-1	213	27	3	Toledo	Frankfort, Ky.	FA-'19
6	Brett Kern	P	6-2	214	36	15	Toledo	Grand Island, N.Y.	W (DEN)-'09
7	Malik Willis	QB	6-1	219	23	R	Liberty	Atlanta, Ga.	D3b-'22
8	Cody Hollister	WR	6-4	220	28	3	Arkansas	Bend, Ore.	FA-'19
10	Dez Fitzpatrick	WR	6-2	208	24	2	Louisville	Farmington Hills, Mich.	D4a-'21
12	Mason Kinsey	WR	5-10	202	23	1	Berry College	Demorest, Ga.	FA-'21
13	Racey McMath	WR	6-3	217	23	2	Louisiana State	New Orleans, La.	D6a-'21
14	Randy Bullock	K	5-9	210	32	11	Texas A&M	Klein, Texas	FA-'21
15	Nick Westbrook-Ikhine	WR	6-2	211	25	3	Indiana	Lake Mary, Fla.	FA-'20
16	Treyton Burks	WR	6-2	225	22	R	Arkansas	Warren, Ark.	D1-'22
17	Ryan Tannehill	QB	6-4	217	34	11	Texas A&M	Big Spring, Texas	T (MIA)-'19
18	Kyle Philips	WR	5-11	189	23	R	UCLA	San Marcos, Calif.	D5-'22
20	Tre Swilling	CB	6-1	196	23	R	Georgia Tech	New Orleans, La.	FA-'22
21	Roger McCreary	CB	5-11	190	22	R	Auburn	Mobile, Ala.	D2-'22
22	Derrick Henry	RB	6-3	247	28	7	Alabama	Yulee, Fla.	D2c-'16
23d	Tre Avery	CB	5-11	181	25	R	Rutgers	Baltimore, Md.	FA-'22
23o	Trenton Cannon	RB	5-11	185	28	5	Virginia State	Hampton, Va.	UFA (SF)-'21
24	Elijah Molden	CB	5-10	192	23	2	Washington	West Linn, Ore.	D3b-'21
25d	Tyree Gillespie	S	6-0	207	24	2	Missouri	Ocala, Fla.	T (LV)-'22
25o	Hassan Haskins	RB	6-2	228	22	R	Michigan	St. Louis, Mo.	D4a-'22
26	Kristian Fulton	CB	5-11	197	23	3	Louisiana State	New Orleans, La.	D2-'20
28	Joshua Kalu	DB	6-0	203	26	4	Nebraska	Houston, Texas	FA-'22
29	Theo Jackson	S	6-1	198	23	R	Tennessee	Nashville, Tenn.	D6a-'22
30	Greg Mabin	CB	6-2	200	28	6	Iowa	Fort Lauderdale, Fla.	FA-'21
31	Kevin Byard	S	5-11	212	29	7	Middle Tennessee State	Lithonia, Ga.	D3-'16
32	Adrian Colbert	S	6-2	205	28	6	Miami (Fla.)	Wichita Falls, Texas	FA-'22
33	A.J. Moore Jr.	S	5-11	200	26	5	Mississippi	Bassfield, Miss.	UFA (HOU)-'22
35	Chris Jackson	DB	5-10	193	24	3	Marshall	Tallahassee, Fla.	D7b-'20
36	Julius Chestnut	RB	5-11	228	21	R	Sacred Heart	Bowie, Md.	FA-'22
37	Amani Hooker	S	5-11	210	24	4	Iowa	Minneapolis, Minn.	D4-'19
39	Lonnie Johnson Jr.	DB	6-2	213	25	4	Kentucky	Gary, Ind.	W (KC)-'22
40	Dontrell Hilliard	RB	5-11	202	27	5	Tulane	Baton Rouge, La.	FA-'21
41	Zach Cunningham	LB	6-3	238	27	6	Vanderbilt	Pinson, Ala.	W (HOU)-'21
42	Joe Jones	LB	6-0	240	28	6	Northwestern	Plano, Ill.	FA-'21
44	Tory Carter	FB	6-0	229	23	2	Louisiana State	Valdosta, Ga.	FA-'21
45	Chance Campbell	LB	6-2	232	22	R	Mississippi	Ellicott City, Md.	D6b-'22
46	Morgan Cox	LS	6-4	233	36	13	Tennessee	Collierville, Tenn.	UFA (BAL)-'21
48	Bud Dupree	OLB	6-4	269	29	8	Kentucky	Irwinton, Ga.	UFA (PIT)-'21
50	Jack Gibbins	LB	6-3	242	23	R	Minnesota	Bulverde, Texas	FA-'22
51	David Long Jr.	LB	5-11	227	25	4	West Virginia	Cincinnati, Ohio	D6-'19
53	Dylan Cole	LB	6-0	237	28	6	Missouri State	Springfield, Mo.	FA-'21
54	David Anenih	OLB	6-2	245	23	R	Houston	Arlington, Texas	FA-'22
55	Aaron Brewer	G/C	6-1	295	24	3	Texas State	Dallas, Texas	FA-'20
58	Harold Landry III	OLB	6-2	252	26	5	Boston College	Spring Lake, N.C.	D2-'18
60	Ben Jones	C	6-3	308	33	11	Georgia	Brent, Ala.	UFA (HOU)-'16
61	Hayden Howerton	G	6-3	300	23	R	Southern Methodist	Katy, Texas	FA-'22
62	Corey Levin	C/G	6-4	307	28	4	Chattanooga	Dacula, Ga.	FA-'21
64	Nate Davis	G	6-3	316	25	4	Charlotte	Ashburn, Va.	D3-'19
67	Xavier Newman	C/G	6-2	297	23	R	Baylor	Desoto, Texas	FA-'22
68d	Sam Okuayinonu	DT	6-1	269	24	R	Maryland	Lowell, Mass.	FA-'22
68o	Willie Wright	C/G	6-3	300	26	1	Tulsa	Houston, Texas	FA-'22
69	Christian DiLauro	T	6-6	300	27	1	Illinois	Uniontown, Ohio	FA-'21
70	Jordan Roos	G	6-3	302	29	3	Purdue	Celina, Texas	FA-'21
71	Jalen McKenzie	T	6-5	310	23	R	Southern California	Concord, Calif.	FA-'22
72	Jayden Peevy	DE	6-5	308	22	R	Texas A&M	Bellaire, Texas	FA-'22
73	Jamarco Jones	OL	6-4	293	26	5	Ohio State	Chicago, Ill.	UFA (SEA)-'21
75	Dillon Radunz	OL	6-6	301	24	2	North Dakota State	Becker, Minn.	D2-'21
76	Andrew Ruppich	T	6-6	318	23	R	Culver-Stockton	Wonder Lake, Ill.	FA-'22
77	Taylor Lewan	T	6-7	309	31	9	Michigan	Cave Creek, Ariz.	D1-'14
78	Nicholas Petit-Frere	OL	6-5	316	22	R	Ohio State	Tampa, Fla.	D3a-'22
81	Austin Hooper	TE	6-4	254	27	7	Stanford	San Mateo, Calif.	FA-'22
83	David Wells	TE	6-6	260	27	2	San Diego State	Clovis, Calif.	FA-'22
85	Chig Okonkwo	TE	6-3	238	22	R	Maryland	Powder Springs, Ga.	D4b-'22
87	Geoff Swaim	TE	6-4	260	28	8	Texas	Chico, Calif.	FA-'20
88	Reggie Roberson Jr.	WR	5-11	193	23	R	Southern Methodist	Desoto, Texas	FA-'22
89	Tommy Hudson	TE	6-3	255	25	2	Arizona State	San Jose, Calif.	FA-'20
90	Naquan Jones	DT	6-3	313	24	2	Michigan State	Evanston, Ill.	FA-'21
91	Larrell Murchison	DL	6-2	297	25	3	North Carolina State	Elizabethtown, N.C.	D5-'20
92	Ola Adeniyi	OLB	6-1	248	24	5	Toledo	Fort Bend County, Texas	FA-'21
93	Teair Tart	DT	6-2	304	25	3	Florida International	Philadelphia, Pa.	FA-'20
94	Da'Shawn Hand	DE	6-3	297	26	5	Alabama	Woodbridge, Va.	FA-'21
95	DeMarcus Walker	DL	6-4	280	27	6	Florida State	Jacksonville, Fla.	FA-'22
96	Denico Autry	DL	6-5	285	32	9	Mississippi State	Albemarle, N.C.	UFA (IND)-'21
97	Kevin Strong	DE	6-4	295	26	4	Texas-San Antonio	Cleveland, Texas	FA-'21
98	Jeffery Simmons	DT	6-4	305	25	4	Mississippi State	Macon, Miss.	D1-'19
99	Rashad Weaver	OLB	6-4	259	24	2	Pittsburgh	Fort Lauderdale, Fla.	D4b-'21
<b>PHYSICALLY UNABLE TO PERFORM (2):</b>									
11	Caleb Shudak	K	5-7	177	24	R	Iowa	Council Bluffs, Iowa	FA-'22
56	Monty Rice	LB	6-0	233	23	2	Georgia	Huntsville, Ala.	D3a-'21
<b>NFL INTERNATIONAL ALLOCATION (1):</b>									
49	Thomas Odukoya	TE	6-6	253	25	R	Eastern Michigan	Almere, Netherlands	FA-'22

Active Roster Count: 81 As of Aug. 22, 2022

**HEAD COACH: MIKE VRABEL**

**ASSISTANT COACHES:** SHANE BOWEN (defensive coordinator), TODD DOWNING (offensive coordinator), CRAIG AUKERMAN (special teams), BRIAN BELL (sports performance coordinator), CHASE BLACKBURN (assistant special teams), SCOTT BOOKER (safeties), KYLAN BUTLER (offensive assistant), KEITH CARTER (offensive line), RYAN CROW (outside linebackers), TONY DEWS (running backs), ERIK FRAZIER (offensive skill assistant), JASON HOUGHTALING (offensive line assistant), TIM KELLY (passing game coordinator), BOBBY KING (inside linebackers), ZAK KUHR (inside linebackers assistant), CLINTON McMILLAN (defensive line assistant), ANTHONY MIDGET (secondary), ROB MOORE (wide receivers), PAT O'HARA (quarterbacks), FRANK PIRAINO (director of sports performance), TYLER ROUSE (sports performance assistant), JIM SCHWARTZ (senior defensive assistant), LUKE STECKEL (tight ends), JOHN STREICHER (coordinator of football development), MIKE SULLIVAN (assistant offensive line), TERRELL WILLIAMS (defensive line)

**HOW ACQUIRED KEY:** FA (free agent), UFA (unrestricted free agent), RFA (restricted free agent), D (draft pick), W (waivers), T (trade)

GAME PREVIEW

TEAM NOTES

PLAYER NOTES

MEDIA

STATISTICS

ROSTERS



TENNESSEE TITANS

**MIKE VRABEL  
TRANSCRIPT**

**HEAD COACH MIKE VRABEL PRESS CONFERENCE TRANSCRIPT**  
**Monday, August 22, 2022**

*(on if he got everything he wanted out of the final practice before Arizona comes to town for joint practice)*

We were back in the red zone which was good. That's critical. We talked about how much of the game is spent in red zone and in two minute. We got both of those in there today. We continue to work on our conditioning, which is critical.

*(on how impressed he has been with offensive lineman Nicholas Petit-Frere)*

That's something that we're always looking for, is that you have some versatility and flexibility to play more than one position. Nick (Nicholas Petit-Frere) has shown that. Then there's been some other young guys that have been able to do that. Roger (McCreary)'s doing that as well. Chig (Okonkwo) is learning multiple positions of the tight end responsibilities.

*(on why offensive lineman Dillon Radunz was given snaps at guard today)*

We are just trying to shuffle guys around and see. We've had some guys out and just trying to figure out where guys are going to be best served for themselves and for us.

*(on what specifically he looks at when evaluating the right tackle position)*

Always just seeing how they protect. We have to be able to protect our quarterback and the guy with the ball whether that's the running back, but especially the quarterback. So when you talk about linemen in general, it's how they function through movement, post-snap, where their awareness is, to be able to work to certain guys, and if things are changing and the center is making calls. That happens pretty quickly so how they process that, their level of finish and how instinctive they can be when things start moving.

*(on if anything can happen this week that will change how he views roster competition)*

Just guys playing well and continuing to improve. That is something that I always look for, and that we're continuing to show improvement.

*(on what might look different for the joint practices with Arizona in comparison to the joint practices with Tampa Bay)*

We'll probably only practice against them on Wednesday. Just from a health standpoint, Kliff (Kingsbury) and I decided that was best for our football teams at this point in time. A lot of good one-on-one work, receivers, defensive backs, getting some pass rush in and getting some seven-on-seven. Then we'll split up. We'll do some work against ourselves, Tennessee on Tennessee. Then we'll come back together for two minute.

*(on if that changes his plan for Thursday's practice)*

We worked the schedule, on the script, and we will probably just do some call it, so that the guys don't have to go back and script. Just call out team situations and try to identify things that I think we need specifically for Thursday.

*(on if he notices players nerves more with upcoming roster cuts)*



I don't think so. We just play the game. We came in made corrections. It looked like everybody that was available was out there trying to work and compete. I don't really want to start counting. I just want to see them do things that are going to force them to be on this football team. Now is not the time to start counting. There's a lot of practices and evaluations left.

***(on how much wide receiver Racey McMath has improved as a route runner)***

He's improved in a lot of facets. He is more comfortable just in the verbiage, the terminology and where he's lining up. There's a lot to it. He's gotten a lot more comfortable and is understanding where he fits overall with receivers and on special teams. We just have to keep improving and just try to go up and get the ball. The other night I just told him, he just has got to try to go up and attack it. Those are hard to catch underhand when guys are on body, so just go up and try to attack the ball like we've seen him do.

***(on how important of a lesson is it when a player like outside linebacker Rashad Weaver is working hard and is then rewarded)***

The only way you - We talk about how you develop players or coaches or people, you have to be able to identify what they do well and then you have to identify the area of focus. Then you try to be creative in how you come up with ways to get them to improve, whether it be drills or film. Then as they start to improve, there has to be some small victories along the way. Whether that's they move up on a depth chart, they get reps earlier in the game, play time, recognition in front of the team is always something that these guys, and that we all appreciate. Having some small victories along the way certainly reinforces the improvement.

***(on if tight end Chig Okonkwo has carried momentum over onto the practice field after his touchdown against Tampa Bay)***

I thought there were some good things. Now we'll look at the film. But he's trying to figure out how to play fast. He's got to be able to work through some traffic. On the touchdown that you referenced, Chig (Okonkwo) probably had the easiest job. He kind of took a right turn and took the long way to get over there. But the protection was fantastic. And Malik (Willis) was good in the pocket and worked through the progression. Chig had no choice but to catch it.

***(on if running back Dontrell Hilliard has been able to expand his role and what he is capable of)***

Yeah, we're trying to do more with him based on his skillset. The thing I'm probably the most appreciative about Dontrell (Hilliard) is how interested in making a role and defining a role on special teams he is. He's lining up and says, 'I want to be the PP. I want to be the personal protector.' And we know how important that role is. That's probably been the thing that I've appreciated the most. Not only what we're trying to do and the role that he's trying to create on offense, but his willingness to say I want to have a role on special teams.

***(on if swapping safety Kevin Byard with Dontrell Hilliard for the personal protector role will help keep Byard fresh)***

Kevin (Byard) hasn't been our PP for a couple of years, so he didn't do it last year, but he has done it. You are exactly right, we did that. I listened to you, and I did it a year earlier than what you wanted. For that play, that guy is the quarterback. There's protection, there's coverage and there's a lot to that. Kevin was good at it. We had Amani Hooker. Dontrell (Hilliard) is working

there. Cody Hollister is working there. Elijah Molden - when we can string some games together for Elijah, he's been working there as well.

*(on the running back core and how running back Hassan Haskins is adjusting to the NFL)*

Good. They're very coachable. Coming out of that game, those backs were a bright spot on offense. I thought that they ran hard, and they both did some good things on special teams as well.

*(on if he thinks Hassan Haskins displayed good pass blocking and route running against Tampa Bay)*

Tory (Carter) got more of the protection looks, the blitz pickups. Hassan (Haskins) may have had a few opportunities and he was ready for them. I don't think there was anything glaring that he missed. The route that he caught when Malik (Willis) extended the play, that's pretty unique from a running back.

**HEAD COACH MIKE VRABEL PRESS CONFERENCE TRANSCRIPT**  
**Sunday, August 21, 2022**

***(on if wide receiver Treylon Burks is being targeted in games the way the coaching staff would like him to be)***

The thing that I've always tried to say with regards to receivers is, they can't control when they get the ball. All they can control is that they get open, and that we can review the film and say, 'Hey, this is where we would like the ball to go.' I don't want to tell quarterbacks, 'Hey, throw it to this guy.' That's not the direction that we really want to head, but I was really encouraged by some of the things that he did, especially without the football, trying to block. There were times that he was open, whether that be for a catch and run. Then there were some other times where we would like to see a better route. Just continue to progress and work on the conditioning in the game and all the things that are required of the receivers.

***(on if touches can be manufactured for Treylon Burks when gameplanning)***

We can do that with everybody, just not in the second preseason game.

***(on if there was an overall improvement in the team and Treylon Burks's performance from Baltimore to yesterday's game)***

Yeah, I think that there were certainly improvements on things that we had talked about. Then there are going to be adjustments or coaching points that we'll make with them, him (Treylon Burks) and everybody else when they come in tomorrow.

***(on how outside linebacker Rashad Weaver can find snaps when outside linebackers Harold Landry III and Bud Dupree play a large percentage of them)***

Just continuing to help us and try to find a role working in some special team situations so that we can find guys to get to the game. But the ball production that he had and being able to match the hand and seeing him keep showing up is really what's been good to see.

***(on if defensive back drills are translating to in-game skills considering the high volume of pass break ups last game)***

Yeah, I think so. We work it a lot. The first game against Baltimore, it was sometimes, 'Make the tackle.' Or just try to focus on covering the guy. I think it was good to see that we didn't really do our best of having attempts in that game. But talking with Shane (Bowen) and the defensive staff, I think there were 34 attempts at that, whether they're hammering at the ball or whatever they're doing. Some of that is showing up on the film. Then the more attempts you get, in theory the more times that the ball comes out.

***(on how much of a skill it is to punt the ball without getting a touchback and how punter Ryan Stonehouse has progressed at that skill)***

It is a skill. We had three total touchbacks yesterday on punts. That's not good enough. We had the penalty for touching. I think Stoney (Ryan Stonehouse), that's something that he'll continue to always work on. And I think it is a skill, to go down there and make it hit and check. You see throughout the league, some of those footballs are laying on the five-yard line and take a violent bounce into the end zone or the other ones that sit there and die soft.

***(on the performances of safety Adrian Colbert and defensive back Lonnie Johnson Jr. and if the two are graded on a curve due to joining the team just recently)***

It was good to see them get out there. I thought that group did a nice job of making some plays on the football, tackling, playing the football, and lowering the target. They had some opportunities where you could be close to the defenseless receiver area, the head or neck. By playing the football, I think that helps them with that penalty. We try to teach them to find the ball and try to strike below the football and that should protect you as well. As far as grading on a curve, we just kind of see where they're at, look at how they're playing and the fundamentals that they're playing with. Try to keep the call somewhat manageable for them.

***(on if Lonnie Johnson Jr. is with the safeties when the defensive backs break up in practice)***

I think in the game he particularly played safety. We'll see how much he can handle and where he can help us the best.

***(on what he saw from quarterback Malik Willis)***

The thing that stood out was when we were able to rip off a timing route in there to Nick (Westbrook-Ikhine) early in the game, which is something that he didn't do last week and we worked on it in practice. It was cool to see him be able to hit that. Maybe he can kind of see how the whole process works, the play pass, the timing of it and a 21-yard gain. Other things that we still have to - and we still want to be able to work on, the operation at the line of scrimmage and the command. I just think it's tough to talk to him about running out the back of the pocket. And there's times where he's going to take off, make plays, protection breaks down and he's going to shrug guys off. And he did that. He found Dez (Fitzpatrick). He found Hassan (Haskins). I just don't want to see anybody get hurt, especially our quarterbacks. If you run out the back of the pocket in this league, these guys are coming. We'll continue to coach him in his pocket presence and being able to keep his eyes downfield. It's such a fine line, but just look at the beginning part of the game and the one timing pass that we needed to complete and wanted to see him do, he did it. We at least made some progress there. Then we'll continue to work on some of the other stuff.

***(on what offensive linemen have to do in order to create separation for themselves and earn that starting spot)***

Anybody that's trying to earn a role - if you are an offensive lineman, it would be to block your guy, to stay inside out of protection, to handle movement, to finish. Those are all critical things for an offensive lineman. Nick (Nicholas Petit-Frere) got a couple of series at right tackle and then went over to left tackle. Not ready to make anything permanent right now but we'll see where we're at this week against Arizona.

***(on how he felt about offensive lineman Dillon Radunz's performance last night)***

I thought he settled down. There were some good blocks. I thought there were a couple that he missed.

***(on how much of an advancement Dillon Radunz has made in pass protection)***

It's really a lot of the top of the pocket and making sure that he stays inside out. These guys have a decision to make at the top of the pocket or they come back under, or they keep running the edge. That's something that we focused on with Dillon (Radunz), just making sure that he doesn't

lose at that point in time. I think he's done a better job. I think it's been better. Guys have tried to spin back inside on him, and I think he's done a good job.

***(on if Dillon Radunz is displaying a good trajectory)***

We're always trying to improve. We'll see where it is this week.

***(on if guard/center Aaron Brewer has been consistent since the start of camp)***

Yeah, I think he's in a good place and practicing against Tampa Bay, it was a good scheme and good players. So that's what it's going to be like every week. But I think Brew (Aaron Brewer) has tried to look at the things that we asked him to focus on coming out of last year in the opportunities that he got with us. He's done that in practice and against Jeff (Jeffery Simmons), Tear (Tart) and our guys up front have helped too.

***(on how he felt about quarterback Logan Woodside's decision making last night)***

I thought he made good decisions. I thought there were sometimes where he got us in the right play and they blitz-zeroed us, so we threw it out to (Reggie Roberson Jr.) and got a first down. It looked like a football play. He progressed through and hit (Reggie Roberson Jr.) again on a play pass. I think that this gets hit. The quarterbacks get hit. That's not a very good job of protecting the guy with the ball. We were trying to take a shot to Treyton (Burks) and he gets hit. I think the decisions were ok. I think the execution by both quarterbacks has to be better.

***(on if outside linebacker David Anenih carried over momentum from the week before)***

He got a sack. He did a couple of good things, and then he got a penalty for 30 yards bounced out to his side. The consistency there is really good to see as far as the pass rush and his presence there. His rush turned into a sack for Da'Shawn (Hand). But then just kind of the overall understanding of where the ball is and not letting it get outside of you.

***(on his opinion on how outside linebacker Ola Adeniyi has found his role)***

I think he's playing hard. He's productive. It was a great rush, great effort to reach out there and get the football, draw a penalty and get a strip sack. Ola (Adeniyi) keeps working each and every day. The better that he does, the more opportunities he's going to create.

***(on if he has seen Malik Willis embody the advice of having fun, playing loose and letting it rip and why that advice is important)***

I think it's important for everybody. We all have a job to do, and we should try to coach to perfection, understanding that it's never going to be perfect. We just want it to be precise. We try to give these guys a lot during the week and the game is their opportunity to go play. If we can get these guys to have a few details on each and every play, maybe the quarterback has got a few more. That's just kind of the job description. We don't want them to have a whole lot of things running through their mind, just a few details on each call, knowing that you have to take care of at least those few things. Then go play because that's what you have to do to play this game.

***(on wide receiver Dez Fitzpatrick's progress through two preseason games)***

Dez (Fitzpatrick) does a nice job in the pass game. I think we still want to make sure that he's proficient in being able to go in there and block when we need him to block. He's been much more willing. I think that the technique has to improve. I think that there are sometimes, like a lot

of receivers, just being decisive with their routes. It was a good challenge with Tampa in their disguises and what they're doing. Dez continues to compete, and he had a nice gunner rep. He had a great release, just the finish probably isn't something that we want. But he beat a double team, went down there, we just need to see him make sure that he cuts the field off. We'll make all these adjustments when these guys come in. But that's just off the top of my head. Last year, I don't know if he would have been able to beat a double team and get down there as quickly as he did. Now we just have to take it one step further and finish. Receivers that can have roles on special teams really start to help themselves.

***(on how he felt about wide receiver Kyle Philips' performance on special teams)***

That's a bright spot. We don't want to catch them in the end zone. But I love what he did, being decisive, getting up field, making guys miss. We talked about the efforts. We had guys going to the second level, we played penalty-free. Kyle (Philips) judged the ball well. I just want to make sure that we continue and hopefully make that a strength.

***(on the root cause of the incomplete third-down pass from Malik Willis to Kyle Philips)***

We just weren't able to complete it.

***(on if there is a reason why cornerback Caleb Farley is getting more snaps than cornerback Roger McCreary)***

We are just trying to do what we think is best for the player and best for the team to try to get everybody ready to go for the regular season.

***(on how he would evaluate the play of defensive depth players like defensive ends Da'Shawn Hand and Kevin Strong)***

(Kevin) Strong wasn't in there very long, so there isn't much of an evaluation. I think that is a competitive group. They keep pushing each other and they're all just trying to find roles on this football team.

***(on assuming a rookie like Roger McCreary would need more snaps than a second-year player)***

That's why you write, and I coach.

***(on what goes into the thought process of determining what players need how much work in preseason)***

We try to identify that in practices. These were two pretty good practices and then I just look around and see what guys did. To answer (the question before), we really want to start seeing guys string some days together. That's where you start to build consistency and where you start to build most importantly confidence. I thought Caleb (Farley)'s second day was much better than his first day. So hopefully we could string a third day together, which would have been the game. I think that happened. We talk about Caleb's emotions. He's just so excited to be out there and hasn't really played a whole lot of football. I noticed early on against the practices with Tampa he was pretty emotionally spent, which then caused him to be physically spent. I was just trying to get him to focus on his emotions and keeping them pretty neutral so that he can have as much energy for each and every play and be able to withstand the length of the game, the heat and the conditions that they have. At cornerback, you got to run. That's just another opportunity

for him to get some conditioning. It was good to see him have a couple of good back-to-back days.

***(on if the fact that Caleb Farley hasn't played as much time due to injury is a factor when evaluating him)***

Yeah, that's always something. Whether he started with us and then had the setback, had the injury. The more that you can see out there, whether it's formational or situational, one call may mean something. You may have some details for a call on first-and-10 and then it could be third-and-five and the details could change. Now we're talking about the stick situation. Do we want to be pressed? Are we going to get picked? Those are the things that I think he's continuing to work on.

***(on what is leading to the instances of where Caleb Farley's assigned man gets behind him)***

You're trying to make sure that you're challenging and that you're staying square. He could play 20 yards off and everybody would then say, 'Well why are they catching passes in front of him?' It's a fine line. We just have to make sure that when these guys get past that break point of where they're going to start making cuts inside or outside, that we're starting to transition vertically. I think that may be a situation where Caleb is trying to stay square and read the demeanor of the receiver, and he just has to read it sooner to get into what would be his stride to match that vertical route.



TENNESSEE TITANS

**GAME-BY-GAME  
STATISTICS**



**2022 PRESEASON GAME-BY-GAME STATISTICS -- TEAM OFFENSE**

<b>Game</b>	<b>8/11 at BAL</b>	<b>8/20 vs. TB</b>
<b>Points</b>	10	13
<b>1st Qtr</b>	0	0
<b>2nd Qtr</b>	10	13
<b>3rd Qtr</b>	0	0
<b>4th Qtr</b>	0	0
<b>Overtime</b>	0	0
<b>TDs (Ru-P-Ret)</b>	1-0-0	0-1-0
<b>PATs (M/A)</b>	1/1	1/1
<b>2PT Convs (M/A)</b>	0/0	0/0
<b>FGs (M/A)</b>	1/1	2/2
<b>Safeties</b>	0	0
<b>First Downs</b>	15	14
<b>Rushing</b>	3	6
<b>Passing</b>	11	8
<b>Penalty</b>	1	0
<b>3rd Down Conv (M/A)</b>	5/12	3/15
<b>3rd Down Conv Pct</b>	41.7%	20.0%
<b>4th Down Conv (M/A)</b>	0/1	1/3
<b>4th Down Conv Pct</b>	0.0%	33.3%
<b>Red Zone Conv (M/A)</b>	1/3	1/3
<b>Red Zone Conv Pct</b>	33.3%	33.3%
<b>Goal to Go Conv (M/A)</b>	1/2	1/1
<b>Goal to Go Conv Pct</b>	50.0%	100.0%
<b>Total Net Yards</b>	299	255
<b>Total Off. Plays</b>	59	65
<b>Avg. Gain Per Play</b>	5.1	3.9
<b>Net Yards Rushing</b>	103	138
<b>Total Rushing Plays</b>	22	33
<b>Avg. Gain Per Rush</b>	4.7	4.2
<b>Net Yards Passing</b>	196	117
<b>Times Sacked</b>	2	4
<b>Yards Lost on Sacks</b>	13	19
<b>Gross Yards Passing</b>	209	136
<b>Pass Attempts</b>	35	28
<b>Pass Completions</b>	20	14
<b>Completion Pct</b>	57.1%	50.0%
<b>Avg. Gain Per Pass</b>	5.3	3.7
<b>Interceptions</b>	2	1
<b>Fumbles / Fum. Lost</b>	1/1	1/0
<b>Penalties</b>	5	9
<b>PenaltyYards</b>	35	75
<b>Punts</b>	5	6
<b>Gross Punting Average</b>	56.0	45.7
<b>Touchbacks</b>	1	2
<b>Inside20</b>	3	4
<b>Punts Blocked</b>	0	0
<b>Net Punting Average</b>	46.6	39.0
<b>Punt Returns</b>	2	5
<b>Punt Return Yards</b>	16	99
<b>Punt Return Avg.</b>	8.0	19.8
<b>Fair Catches</b>	0	1
<b>Kickoff Returns</b>	4	2
<b>Kickoff Return Yards</b>	107	46
<b>Kickoff Return Avg.</b>	26.8	23.0
<b>Time of Possession</b>	24:28	34:50

**2022 PRESEASON GAME-BY-GAME STATISTICS -- TEAM DEFENSE**

<b>Game</b>	<b>8/11 at BAL</b>	<b>8/20 vs. TB</b>
<b>Points</b>	23	3
1st Qtr	7	0
2nd Qtr	7	0
3rd Qtr	3	3
4th Qtr	6	0
Overtime	0	0
<b>TDs (Ru-P-Ret)</b>	1-1-0	0-0-0
<b>PATs (M/A)</b>	2/2	0/0
<b>2PT Convs (M/A)</b>	0/0	0/0
<b>FGs (M/A)</b>	3/3	1/1
<b>Safeties</b>	0	0
<b>First Downs</b>	19	9
Rushing	7	4
Passing	12	4
Penalty	0	1
<b>3rd Down Conv (M/A)</b>	8/17	2/13
<b>3rd Down Conv Pct</b>	47.1%	15.4%
<b>4th Down Conv (M/A)</b>	1/1	0/2
<b>4th Down Conv Pct</b>	100.0%	0.0%
<b>Red Zone Conv (M/A)</b>	2/3	0/1
<b>Red Zone Conv Pct</b>	66.7%	0.0%
<b>Goal to Go Conv (M/A)</b>	1/1	0/0
<b>Goal to Go Conv Pct</b>	100.0%	0.0%
<b>Total Net Yards</b>	389	174
<b>Total Off. Plays</b>	69	55
<b>Avg. Gain Per Play</b>	5.6	3.2
<b>Net Yards Rushing</b>	130	93
<b>Total Rushing Plays</b>	31	22
<b>Avg. Gain Per Rush</b>	4.2	4.2
<b>Net Yards Passing</b>	259	81
<b>Times Sacked</b>	3	4
<b>Yards Lost on Sacks</b>	9	37
<b>Gross Yards Passing</b>	268	118
<b>Pass Attempts</b>	35	29
<b>Pass Completions</b>	28	14
<b>Completion Pct</b>	80.0%	48.3%
<b>Avg. Gain Per Pass</b>	6.8	2.5
<b>Interceptions</b>	0	1
<b>Fumbles / Fum. Lost</b>	2/1	4/1
<b>Penalties</b>	6	4
<b>Penalty Yards</b>	54	30
<b>Punts</b>	4	7
<b>Gross Punting Average</b>	47.8	50.4
<b>Touchbacks</b>	0	1
<b>Inside 20</b>	1	1
<b>Punts Blocked</b>	0	0
<b>Net Punting Average</b>	43.8	33.4
<b>Punt Returns</b>	1	1
<b>Punt Return Yards</b>	27	0
<b>Punt Return Avg.</b>	27.0	0.0
<b>Fair Catches</b>	1	1
<b>Kickoff Returns</b>	3	2
<b>Kickoff Return Yards</b>	64	58
<b>Kickoff Return Avg.</b>	21.3	29.0
<b>Time of Possession</b>	35:32	25:10



## 2022 PRESEASON GAME-BY-GAME PASSING

<b>RYAN TANNEHILL</b>			Att	Cmp	Yds	Pct	Y/A	TD	TD%	Int	Int%	Lg	Sac	Lost	Rating
Date/Opp.	GP	GS													
8/11 at BAL	0	0	-	-	-	-	-	-	-	-	-	-	-	-	-
8/20 vs. TB	0	0	-	-	-	-	-	-	-	-	-	-	-	-	-
8/27 vs. ARZ	-	-	-	-	-	-	-	-	-	-	-	-	-	-	-
<b>Totals:</b>	<b>0</b>	<b>0</b>	<b>0</b>	<b>0</b>	<b>0</b>	<b>-</b>	<b>-</b>	<b>0</b>	<b>-</b>	<b>0</b>	<b>-</b>	<b>0</b>	<b>0</b>	<b>0</b>	<b>-</b>

<b>MALIK WILLIS</b>			Att	Cmp	Yds	Pct	Y/A	TD	TD%	Int	Int%	Lg	Sac	Lost	Rating
Date/Opp.	GP	GS													
8/11 at BAL	1	1	11	6	107	54.5	9.7	0	0.0	0	0.0	48	2	13	88.1
8/20 vs. TB	1	1	17	7	80	41.2	4.7	1	5.9	0	0.0	21	3	12	75.6
8/27 vs. ARZ	-	-	-	-	-	-	-	-	-	-	-	-	-	-	-
<b>Totals:</b>	<b>2</b>	<b>2</b>	<b>28</b>	<b>13</b>	<b>187</b>	<b>46.4</b>	<b>6.7</b>	<b>1</b>	<b>3.6</b>	<b>0</b>	<b>0.0</b>	<b>48</b>	<b>5</b>	<b>25</b>	<b>80.5</b>

<b>LOGAN WOODSIDE</b>			Att	Cmp	Yds	Pct	Y/A	TD	TD%	Int	Int%	Lg	Sac	Lost	Rating
Date/Opp.	GP	GS													
8/11 at BAL	1	0	24	14	102	58.3	4.3	0	0.0	2	8.3	12	0	0	33.7
8/20 vs. TB	1	0	11	7	56	63.6	5.1	0	0.0	1	9.1	19	1	7	38.4
8/27 vs. ARZ	-	-	-	-	-	-	-	-	-	-	-	-	-	-	-
<b>Totals:</b>	<b>2</b>	<b>0</b>	<b>35</b>	<b>21</b>	<b>158</b>	<b>60.0</b>	<b>4.5</b>	<b>0</b>	<b>0.0</b>	<b>3</b>	<b>8.6</b>	<b>19</b>	<b>1</b>	<b>7</b>	<b>35.2</b>

## 2022 PRESEASON GAME-BY-GAME RUSHING & RECEIVING

<b>TREYLRN BURKS</b>			Rush	Yds	Avg	Lg	TD	Rec	Yds	Avg	Lg	TD
Date/Opp.	GP	GS										
8/11 at BAL	1	0	1	4	4.0	4	0	0	0	-	0	0
8/20 vs. TB	1	0	0	0	-	0	0	1	4	4.0	4	0
8/27 vs. ARZ	-	-	-	-	-	-	-	-	-	-	-	-
<b>Totals:</b>	<b>2</b>	<b>0</b>	<b>1</b>	<b>4</b>	<b>4.0</b>	<b>4</b>	<b>0</b>	<b>1</b>	<b>4</b>	<b>4.0</b>	<b>4</b>	<b>0</b>

<b>TRENTON CANNON</b>			Rush	Yds	Avg	Lg	TD	Rec	Yds	Avg	Lg	TD
Date/Opp.	GP	GS										
8/11 at BAL	1	0	1	-4	-4.0	-4	0	0	0	-	0	0
8/20 vs. TB	0	0	-	-	-	-	-	-	-	-	-	-
8/27 vs. ARZ	-	-	-	-	-	-	-	-	-	-	-	-
<b>Totals:</b>	<b>1</b>	<b>0</b>	<b>1</b>	<b>-4</b>	<b>-4.0</b>	<b>-4</b>	<b>0</b>	<b>0</b>	<b>0</b>	<b>-</b>	<b>0</b>	<b>0</b>

<b>TORY CARTER</b>			Rush	Yds	Avg	Lg	TD	Rec	Yds	Avg	Lg	TD
Date/Opp.	GP	GS										
8/11 at BAL	1	1	0	0	-	0	0	0	0	-	0	0
8/20 vs. TB	1	1	0	0	-	0	0	0	0	-	0	0
8/27 vs. ARZ	-	-	-	-	-	-	-	-	-	-	-	-
<b>Totals:</b>	<b>2</b>	<b>2</b>	<b>0</b>	<b>0</b>	<b>-</b>	<b>0</b>	<b>0</b>	<b>0</b>	<b>0</b>	<b>-</b>	<b>0</b>	<b>0</b>

<b>JULIUS CHESTNUT</b>			Rush	Yds	Avg	Lg	TD	Rec	Yds	Avg	Lg	TD
Date/Opp.	GP	GS										
8/11 at BAL	1	1	7	44	6.3	29	0	1	12	12.0	12	0
8/20 vs. TB	1	0	10	35	3.5	12	0	2	10	5.0	6	0
8/27 vs. ARZ	-	-	-	-	-	-	-	-	-	-	-	-
<b>Totals:</b>	<b>2</b>	<b>1</b>	<b>17</b>	<b>79</b>	<b>4.6</b>	<b>29</b>	<b>0</b>	<b>3</b>	<b>22</b>	<b>7.3</b>	<b>12</b>	<b>0</b>

<b>DEZ FITZPATRICK</b>			Rush	Yds	Avg	Lg	TD	Rec	Yds	Avg	Lg	TD
Date/Opp.	GP	GS										
8/11 at BAL	1	1	0	0	-	0	0	1	10	10.0	10	0
8/20 vs. TB	1	0	0	0	-	0	0	2	29	14.5	18	0
8/27 vs. ARZ	-	-	-	-	-	-	-	-	-	-	-	-
<b>Totals:</b>	<b>2</b>	<b>1</b>	<b>0</b>	<b>0</b>	<b>-</b>	<b>0</b>	<b>0</b>	<b>3</b>	<b>39</b>	<b>13.0</b>	<b>18</b>	<b>0</b>

<b>TERRY GODWIN</b>			Rush	Yds	Avg	Lg	TD	Rec	Yds	Avg	Lg	TD
Date/Opp.	GP	GS										
8/11 at BAL	1	0	0	0	-	0	0	4	31	7.8	12	0
8/20 vs. TB	1	0	0	0	-	0	0	0	0	-	0	0
8/27 vs. ARZ	-	-	-	-	-	-	-	-	-	-	-	-
<b>Totals:</b>	<b>2</b>	<b>0</b>	<b>0</b>	<b>0</b>	<b>-</b>	<b>0</b>	<b>0</b>	<b>4</b>	<b>31</b>	<b>7.8</b>	<b>12</b>	<b>0</b>

<b>HASSAN HASKINS</b>			Rush	Yds	Avg	Lg	TD	Rec	Yds	Avg	Lg	TD
Date/Opp.	GP	GS										
8/11 at BAL	1	0	6	19	3.2	6	0	3	29	9.7	18	0
8/20 vs. TB	1	0	12	39	3.3	10	0	2	8	4.0	9	0
8/27 vs. ARZ	-	-	-	-	-	-	-	-	-	-	-	-
<b>Totals:</b>	<b>2</b>	<b>0</b>	<b>18</b>	<b>58</b>	<b>3.2</b>	<b>10</b>	<b>0</b>	<b>5</b>	<b>37</b>	<b>7.4</b>	<b>18</b>	<b>0</b>

<b>DERRICK HENRY</b>			Rush	Yds	Avg	Lg	TD	Rec	Yds	Avg	Lg	TD
Date/Opp.	GP	GS										
8/11 at BAL	0	0	-	-	-	-	-	-	-	-	-	-
8/20 vs. TB	0	0	-	-	-	-	-	-	-	-	-	-
8/27 vs. ARZ	-	-	-	-	-	-	-	-	-	-	-	-
<b>Totals:</b>	<b>0</b>	<b>0</b>	<b>0</b>	<b>0</b>	<b>-</b>	<b>0</b>	<b>0</b>	<b>0</b>	<b>0</b>	<b>-</b>	<b>0</b>	<b>0</b>

<b>DONTRELL HILLIARD</b>			Rush	Yds	Avg	Lg	TD	Rec	Yds	Avg	Lg	TD
Date/Opp.	GP	GS										
8/11 at BAL	0	0	-	-	-	-	-	-	-	-	-	-
8/20 vs. TB	1	1	1	3	3.0	3	0	0	0	-	0	0
8/27 vs. ARZ	-	-	-	-	-	-	-	-	-	-	-	-
<b>Totals:</b>	<b>1</b>	<b>1</b>	<b>1</b>	<b>3</b>	<b>3.0</b>	<b>3</b>	<b>0</b>	<b>0</b>	<b>0</b>	<b>-</b>	<b>0</b>	<b>0</b>

<b>CODY HOLLISTER</b>			Rush	Yds	Avg	Lg	TD	Rec	Yds	Avg	Lg	TD
Date/Opp.	GP	GS										
8/11 at BAL	0	0	-	-	-	-	-	-	-	-	-	-
8/20 vs. TB	1	0	0	0	-	0	0	0	0	-	0	0
8/27 vs. ARZ	-	-	-	-	-	-	-	-	-	-	-	-
<b>Totals:</b>	<b>1</b>	<b>0</b>	<b>0</b>	<b>0</b>	<b>-</b>	<b>0</b>	<b>0</b>	<b>0</b>	<b>0</b>	<b>-</b>	<b>0</b>	<b>0</b>

<b>AUSTIN HOOPER</b>			Rush	Yds	Avg	Lg	TD	Rec	Yds	Avg	Lg	TD
Date/Opp.	GP	GS										
8/11 at BAL	0	0	-	-	-	-	-	-	-	-	-	-
8/20 vs. TB	1	0	0	0	-	0	0	0	0	-	0	0
8/27 vs. ARZ	-	-	-	-	-	-	-	-	-	-	-	-
<b>Totals:</b>	<b>1</b>	<b>0</b>	<b>0</b>	<b>0</b>	<b>-</b>	<b>0</b>	<b>0</b>	<b>0</b>	<b>0</b>	<b>-</b>	<b>0</b>	<b>0</b>

**TOMMY HUDSON**

Date/Opp.	GP	GS	Rush	Yds	Avg	Lg	TD	Rec	Yds	Avg	Lg	TD
8/11 at BAL	1	1	0	0	-	0	0	1	5	5.0	5	0
8/20 vs. TB	0	0	-	-	-	-	-	-	-	-	-	-
8/27 vs. ARZ	-	-	-	-	-	-	-	-	-	-	-	-
<b>Totals:</b>	<b>1</b>	<b>1</b>	<b>0</b>	<b>0</b>	<b>-</b>	<b>0</b>	<b>0</b>	<b>1</b>	<b>5</b>	<b>5.0</b>	<b>5</b>	<b>0</b>

**MASON KINSEY**

Date/Opp.	GP	GS	Rush	Yds	Avg	Lg	TD	Rec	Yds	Avg	Lg	TD
8/11 at BAL	1	0	0	0	-	0	0	2	30	15.0	19	0
8/20 vs. TB	1	0	0	0	-	0	0	0	0	-	0	0
8/27 vs. ARZ	-	-	-	-	-	-	-	-	-	-	-	-
<b>Totals:</b>	<b>2</b>	<b>0</b>	<b>0</b>	<b>0</b>	<b>-</b>	<b>0</b>	<b>0</b>	<b>2</b>	<b>30</b>	<b>15.0</b>	<b>19</b>	<b>0</b>

**BRANDON LEWIS**

Date/Opp.	GP	GS	Rush	Yds	Avg	Lg	TD	Rec	Yds	Avg	Lg	TD
8/11 at BAL	1	0	0	0	-	0	0	2	16	8.0	9	0
<b>Totals:</b>	<b>1</b>	<b>0</b>	<b>0</b>	<b>0</b>	<b>-</b>	<b>0</b>	<b>0</b>	<b>2</b>	<b>16</b>	<b>8.0</b>	<b>9</b>	<b>0</b>

**JOSH MALONE**

Date/Opp.	GP	GS	Rush	Yds	Avg	Lg	TD	Rec	Yds	Avg	Lg	TD
8/11 at BAL	1	0	0	0	-	0	0	0	0	-	0	0
<b>Totals:</b>	<b>1</b>	<b>0</b>	<b>0</b>	<b>0</b>	<b>-</b>	<b>0</b>	<b>0</b>	<b>0</b>	<b>0</b>	<b>-</b>	<b>0</b>	<b>0</b>

**RACEY McMATH**

Date/Opp.	GP	GS	Rush	Yds	Avg	Lg	TD	Rec	Yds	Avg	Lg	TD
8/11 at BAL	1	1	0	0	-	0	0	1	48	48.0	48	0
8/20 vs. TB	1	1	0	0	-	0	0	0	0	-	0	0
8/27 vs. ARZ	-	-	-	-	-	-	-	-	-	-	-	-
<b>Totals:</b>	<b>2</b>	<b>2</b>	<b>0</b>	<b>0</b>	<b>-</b>	<b>0</b>	<b>0</b>	<b>1</b>	<b>48</b>	<b>48.0</b>	<b>48</b>	<b>0</b>

**BRILEY MOORE**

Date/Opp.	GP	GS	Rush	Yds	Avg	Lg	TD	Rec	Yds	Avg	Lg	TD
8/11 at BAL	1	0	0	0	-	0	0	2	14	7.0	8	0
<b>Totals:</b>	<b>1</b>	<b>0</b>	<b>0</b>	<b>0</b>	<b>-</b>	<b>0</b>	<b>0</b>	<b>2</b>	<b>14</b>	<b>7.0</b>	<b>8</b>	<b>0</b>

**THOMAS ODUKOYA**

Date/Opp.	GP	GS	Rush	Yds	Avg	Lg	TD	Rec	Yds	Avg	Lg	TD
8/11 at BAL	1	0	0	0	-	0	0	0	0	-	0	0
8/20 vs. TB	1	0	0	0	-	0	0	0	0	-	0	0
8/27 vs. ARZ	-	-	-	-	-	-	-	-	-	-	-	-
<b>Totals:</b>	<b>2</b>	<b>0</b>	<b>0</b>	<b>0</b>	<b>-</b>	<b>0</b>	<b>0</b>	<b>0</b>	<b>0</b>	<b>-</b>	<b>0</b>	<b>0</b>

**CHIG OKONKWO**

Date/Opp.	GP	GS	Rush	Yds	Avg	Lg	TD	Rec	Yds	Avg	Lg	TD
8/11 at BAL	1	0	0	0	-	0	0	1	5	5.0	5	0
8/20 vs. TB	1	0	0	0	-	0	0	1	6	6.0	6t	1
8/27 vs. ARZ	-	-	-	-	-	-	-	-	-	-	-	-
<b>Totals:</b>	<b>2</b>	<b>0</b>	<b>0</b>	<b>0</b>	<b>-</b>	<b>0</b>	<b>0</b>	<b>2</b>	<b>11</b>	<b>5.5</b>	<b>6t</b>	<b>1</b>

**KYLE PHILIPS**

Date/Opp.	GP	GS	Rush	Yds	Avg	Lg	TD	Rec	Yds	Avg	Lg	TD
8/11 at BAL	1	0	0	0	-	0	0	0	0	-	0	0
8/20 vs. TB	1	0	0	0	-	0	0	1	11	11.0	11	0
8/27 vs. ARZ	-	-	-	-	-	-	-	-	-	-	-	-
<b>Totals:</b>	<b>2</b>	<b>0</b>	<b>0</b>	<b>0</b>	<b>-</b>	<b>0</b>	<b>0</b>	<b>1</b>	<b>11</b>	<b>11.0</b>	<b>11</b>	<b>0</b>

**REGGIE ROBERSON JR.**

Date/Opp.	GP	GS	Rush	Yds	Avg	Lg	TD	Rec	Yds	Avg	Lg	TD
8/11 at BAL	0	0	-	-	-	-	-	-	-	-	-	-
8/20 vs. TB	1	0	0	0	-	0	0	4	47	11.8	19	0
8/27 vs. ARZ	-	-	-	-	-	-	-	-	-	-	-	-
<b>Totals:</b>	<b>1</b>	<b>0</b>	<b>0</b>	<b>0</b>	<b>-</b>	<b>0</b>	<b>0</b>	<b>4</b>	<b>47</b>	<b>11.8</b>	<b>19</b>	<b>0</b>

**RYAN STONEHOUSE**

Date/Opp.	GP	GS	Rush	Yds	Avg	Lg	TD	Rec	Yds	Avg	Lg	TD
8/11 at BAL	1	0	0	0	-	0	0	0	0	-	0	0
8/20 vs. TB	1	0	1	9	9.0	9	0	0	0	-	0	0
8/27 vs. ARZ	-	-	-	-	-	-	-	-	-	-	-	-
<b>Totals:</b>	<b>2</b>	<b>0</b>	<b>1</b>	<b>9</b>	<b>9.0</b>	<b>9</b>	<b>0</b>	<b>0</b>	<b>0</b>	<b>-</b>	<b>0</b>	<b>0</b>

**GEOFF SWAIM**

Date/Opp.	GP	GS	Rush	Yds	Avg	Lg	TD	Rec	Yds	Avg	Lg	TD
8/11 at BAL	0	0	-	-	-	-	-	-	-	-	-	-
8/20 vs. TB	1	1	0	0	-	0	0	0	0	-	0	0
8/27 vs. ARZ	-	-	-	-	-	-	-	-	-	-	-	-
<b>Totals:</b>	<b>1</b>	<b>1</b>	<b>0</b>	<b>0</b>	<b>-</b>	<b>0</b>	<b>0</b>	<b>0</b>	<b>0</b>	<b>-</b>	<b>0</b>	<b>0</b>

**RYAN TANNEHILL**

Date/Opp.	GP	GS	Rush	Yds	Avg	Lg	TD	Rec	Yds	Avg	Lg	TD
8/11 at BAL	0	0	-	-	-	-	-	-	-	-	-	-
8/20 vs. TB	0	0	-	-	-	-	-	-	-	-	-	-
8/27 vs. ARZ	-	-	-	-	-	-	-	-	-	-	-	-
<b>Totals:</b>	<b>0</b>	<b>0</b>	<b>0</b>	<b>0</b>	<b>-</b>	<b>0</b>	<b>0</b>	<b>0</b>	<b>0</b>	<b>-</b>	<b>0</b>	<b>0</b>

**DAVID WELLS**

Date/Opp.	GP	GS	Rush	Yds	Avg	Lg	TD	Rec	Yds	Avg	Lg	TD
8/20 vs. TB	1	0	0	0	-	0	0	0	0	-	0	0
8/27 vs. ARZ	-	-	-	-	-	-	-	-	-	-	-	-
<b>Totals:</b>	<b>1</b>	<b>0</b>	<b>0</b>	<b>0</b>	<b>-</b>	<b>0</b>	<b>0</b>	<b>0</b>	<b>0</b>	<b>-</b>	<b>0</b>	<b>0</b>

**NICK WESTBROOK-IKHINE**

Date/Opp.	GP	GS	Rush	Yds	Avg	Lg	TD	Rec	Yds	Avg	Lg	TD
8/11 at BAL	0	0	-	-	-	-	-	-	-	-	-	-
8/20 vs. TB	1	1	0	0	-	0	0	1	21	21.0	21	0
8/27 vs. ARZ	-	-	-	-	-	-	-	-	-	-	-	-
<b>Totals:</b>	<b>1</b>	<b>1</b>	<b>0</b>	<b>0</b>	<b>-</b>	<b>0</b>	<b>0</b>	<b>1</b>	<b>21</b>	<b>21.0</b>	<b>21</b>	<b>0</b>

**JORDAN WILKINS**

Date/Opp.	GP	GS	Rush	Yds	Avg	Lg	TD	Rec	Yds	Avg	Lg	TD
8/11 at BAL	1	0	1	-3	-3.0	-3	0	2	9	4.5	5	0
<b>Totals:</b>	<b>1</b>	<b>0</b>	<b>1</b>	<b>-3</b>	<b>-3.0</b>	<b>-3</b>	<b>0</b>	<b>2</b>	<b>9</b>	<b>4.5</b>	<b>5</b>	<b>0</b>

**MALIK WILLIS**

Date/Opp.	GP	GS	Rush	Yds	Avg	Lg	TD	Rec	Yds	Avg	Lg	TD
8/11 at BAL	1	1	5	38	7.6	17	1	0	0	-	0	0
8/20 vs. TB	1	1	5	42	8.4	24	0	0	0	-	0	0
8/27 vs. ARZ					-					-		
<b>Totals:</b>	<b>2</b>	<b>2</b>	<b>10</b>	<b>80</b>	<b>8.0</b>	<b>24</b>	<b>1</b>	<b>0</b>	<b>0</b>	<b>-</b>	<b>0</b>	<b>0</b>

**ROBERT WOODS**

Date/Opp.	GP	GS	Rush	Yds	Avg	Lg	TD	Rec	Yds	Avg	Lg	TD
8/11 at BAL	0	0	-	-	-	-	-	-	-	-	-	-
8/20 vs. TB	0	0	-	-	-	-	-	-	-	-	-	-
8/27 vs. ARZ					-					-		
<b>Totals:</b>	<b>0</b>	<b>0</b>	<b>0</b>	<b>0</b>	<b>-</b>	<b>0</b>	<b>0</b>	<b>0</b>	<b>0</b>	<b>-</b>	<b>0</b>	<b>0</b>

**LOGAN WOODSIDE**

Date/Opp.	GP	GS	Rush	Yds	Avg	Lg	TD	Rec	Yds	Avg	Lg	TD
8/11 at BAL	1	0	1	5	5.0	5	0	0	0	-	0	0
8/20 vs. TB	1	0	4	10	2.5	6	0	0	0	-	0	0
8/27 vs. ARZ					-					-		
<b>Totals:</b>	<b>2</b>	<b>0</b>	<b>5</b>	<b>15</b>	<b>3.0</b>	<b>6</b>	<b>0</b>	<b>0</b>	<b>0</b>	<b>-</b>	<b>0</b>	<b>0</b>

## 2022 PRESEASON GAME-BY-GAME OFFENSIVE LINE

<b>AARON BREWER</b>			<b>NATE DAVIS</b>			<b>CHRISTIAN DILAURO</b>			<b>CARSON GREEN</b>			<b>HAYDEN HOWERTON</b>		
Date/Opp.	GP	GS	Date/Opp.	GP	GS	Date/Opp.	GP	GS	Date/Opp.	GP	GS	Date/Opp.	GP	GS
8/11 at BAL	1	1	8/11 at BAL	0	0	8/11 at BAL	1	0	8/11 at BAL	1	0	8/11 at BAL	1	0
8/20 vs. TB	1	1	8/20 vs. TB	0	0	8/20 vs. TB	1	0	8/20 vs. TB	-	-	8/20 vs. TB	1	0
8/27 vs. ARZ			8/27 vs. ARZ			8/27 vs. ARZ			8/27 vs. ARZ	-	-	8/27 vs. ARZ		
<b>Totals:</b>	<b>2</b>	<b>2</b>	<b>Totals:</b>	<b>0</b>	<b>0</b>	<b>Totals:</b>	<b>2</b>	<b>0</b>	<b>Totals:</b>	<b>1</b>	<b>0</b>	<b>Totals:</b>	<b>2</b>	<b>0</b>

<b>BEN JONES</b>			<b>JAMARCO JONES</b>			<b>COREY LEVIN</b>			<b>TAYLOR LEWAN</b>			<b>JALEN MCKENZIE</b>		
Date/Opp.	GP	GS	Date/Opp.	GP	GS	Date/Opp.	GP	GS	Date/Opp.	GP	GS	Date/Opp.	GP	GS
8/11 at BAL	0	0	8/11 at BAL	1	1	8/11 at BAL	1	1	8/11 at BAL	0	0	8/11 at BAL	1	0
8/20 vs. TB	0	0	8/20 vs. TB	0	0	8/20 vs. TB	1	1	8/20 vs. TB	1	1	8/20 vs. TB	1	0
8/27 vs. ARZ			8/27 vs. ARZ			8/27 vs. ARZ			8/27 vs. ARZ			8/27 vs. ARZ		
<b>Totals:</b>	<b>0</b>	<b>0</b>	<b>Totals:</b>	<b>1</b>	<b>1</b>	<b>Totals:</b>	<b>2</b>	<b>2</b>	<b>Totals:</b>	<b>1</b>	<b>1</b>	<b>Totals:</b>	<b>2</b>	<b>0</b>

<b>XAVIER NEWMAN</b>			<b>NICHOLAS PETIT-FRERE</b>			<b>DILLON RADUNZ</b>			<b>JORDAN ROOS</b>			<b>ANDREW RUPCICH</b>		
Date/Opp.	GP	GS	Date/Opp.	GP	GS	Date/Opp.	GP	GS	Date/Opp.	GP	GS	Date/Opp.	GP	GS
8/11 at BAL	1	0	8/11 at BAL	1	1	8/11 at BAL	1	1	8/11 at BAL	1	0	8/11 at BAL	1	0
8/20 vs. TB	1	0	8/20 vs. TB	1	1	8/20 vs. TB	1	0	8/20 vs. TB	1	1	8/20 vs. TB	1	0
8/27 vs. ARZ			8/27 vs. ARZ			8/27 vs. ARZ			8/27 vs. ARZ			8/27 vs. ARZ		
<b>Totals:</b>	<b>2</b>	<b>0</b>	<b>Totals:</b>	<b>2</b>	<b>2</b>	<b>Totals:</b>	<b>2</b>	<b>1</b>	<b>Totals:</b>	<b>2</b>	<b>1</b>	<b>Totals:</b>	<b>2</b>	<b>0</b>

<b>WILLIE WRIGHT</b>		
Date/Opp.	GP	GS
8/11 at BAL	1	0
8/20 vs. TB	1	0
8/27 vs. ARZ		
<b>Totals:</b>	<b>2</b>	<b>0</b>





ZACH CUNNINGHAM			TACKLES					INTERCEPTIONS					FUMBLES			SpT
Date/Opp.	GP	GS	Tot	Solo	Asst	Sk	Yds	No	Yds	Lg	TD	PD	FF	FR	Yds	SpT
8/11 at BAL	0	0	-	-	-	-	-	-	-	-	-	-	-	-	-	-
8/20 vs. TB	0	0	-	-	-	-	-	-	-	-	-	-	-	-	-	-
8/27 vs. ARZ																
<b>Totals:</b>	<b>0</b>	<b>0</b>	<b>0</b>	<b>0</b>	<b>0</b>	<b>0</b>	<b>0.0</b>	<b>0.0</b>	<b>0</b>	<b>0</b>	<b>0</b>	<b>0</b>	<b>0</b>	<b>0</b>	<b>0</b>	<b>0</b>

BUD DUPREE			TACKLES					INTERCEPTIONS					FUMBLES			SpT
Date/Opp.	GP	GS	Tot	Solo	Asst	Sk	Yds	No	Yds	Lg	TD	PD	FF	FR	Yds	SpT
8/11 at BAL	0	0	-	-	-	-	-	-	-	-	-	-	-	-	-	-
8/20 vs. TB	1	1	0	0	0	0.0	0.0	0	0	0	0	0	0	0	0	0
8/27 vs. ARZ																
<b>Totals:</b>	<b>1</b>	<b>1</b>	<b>0</b>	<b>0</b>	<b>0</b>	<b>0.0</b>	<b>0.0</b>	<b>0</b>	<b>0</b>	<b>0</b>	<b>0</b>	<b>0</b>	<b>0</b>	<b>0</b>	<b>0</b>	<b>0</b>

CALEB FARLEY			TACKLES					INTERCEPTIONS					FUMBLES			SpT
Date/Opp.	GP	GS	Tot	Solo	Asst	Sk	Yds	No	Yds	Lg	TD	PD	FF	FR	Yds	SpT
8/11 at BAL	1	1	2	2	0	0.0	0.0	0	0	0	0	0	0	0	0	0
8/20 vs. TB	1	0	2	2	0	0.0	0.0	0	0	0	0	1	0	0	0	0
8/27 vs. ARZ																
<b>Totals:</b>	<b>2</b>	<b>1</b>	<b>4</b>	<b>4</b>	<b>0</b>	<b>0.0</b>	<b>0.0</b>	<b>0</b>	<b>0</b>	<b>0</b>	<b>0</b>	<b>1</b>	<b>0</b>	<b>0</b>	<b>0</b>	<b>0</b>

KRISTIAN FULTON			TACKLES					INTERCEPTIONS					FUMBLES			SpT
Date/Opp.	GP	GS	Tot	Solo	Asst	Sk	Yds	No	Yds	Lg	TD	PD	FF	FR	Yds	SpT
8/11 at BAL	1	1	1	0	1	0.0	0.0	0	0	0	0	0	0	0	0	0
8/20 vs. TB	1	1	0	0	0	0.0	0.0	0	0	0	0	0	0	0	0	0
8/27 vs. ARZ																
<b>Totals:</b>	<b>2</b>	<b>2</b>	<b>1</b>	<b>0</b>	<b>1</b>	<b>0.0</b>	<b>0.0</b>	<b>0</b>	<b>0</b>	<b>0</b>	<b>0</b>	<b>0</b>	<b>0</b>	<b>0</b>	<b>0</b>	<b>0</b>

HASKELL GARRETT			TACKLES					INTERCEPTIONS					FUMBLES			SpT
Date/Opp.	GP	GS	Tot	Solo	Asst	Sk	Yds	No	Yds	Lg	TD	PD	FF	FR	Yds	SpT
8/11 at BAL	1	0	0	0	0	0.0	0.0	0	0	0	0	0	0	0	0	0
<b>Totals:</b>	<b>1</b>	<b>0</b>	<b>0</b>	<b>0</b>	<b>0</b>	<b>0.0</b>	<b>0.0</b>	<b>0</b>	<b>0</b>	<b>0</b>	<b>0</b>	<b>0</b>	<b>0</b>	<b>0</b>	<b>0</b>	<b>0</b>

JACK GIBBENS			TACKLES					INTERCEPTIONS					FUMBLES			SpT
Date/Opp.	GP	GS	Tot	Solo	Asst	Sk	Yds	No	Yds	Lg	TD	PD	FF	FR	Yds	SpT
8/11 at BAL	1	0	9	4	5	0.0	0.0	0	0	0	0	0	0	0	0	0
8/20 vs. TB	1	1	5	2	3	0.0	0.0	0	0	0	0	0	0	0	0	0
8/27 vs. ARZ																
<b>Totals:</b>	<b>2</b>	<b>1</b>	<b>14</b>	<b>6</b>	<b>8</b>	<b>0.0</b>	<b>0.0</b>	<b>0</b>	<b>0</b>	<b>0</b>	<b>0</b>	<b>0</b>	<b>0</b>	<b>0</b>	<b>0</b>	<b>0</b>

TYREE GILLESPIE			TACKLES					INTERCEPTIONS					FUMBLES			SpT
Date/Opp.	GP	GS	Tot	Solo	Asst	Sk	Yds	No	Yds	Lg	TD	PD	FF	FR	Yds	SpT
8/20 vs. TB	1	0	1	1	0	0.0	0.0	0	0	0	0	1	0	0	0	0
8/27 vs. ARZ																
<b>Totals:</b>	<b>1</b>	<b>0</b>	<b>1</b>	<b>1</b>	<b>0</b>	<b>0.0</b>	<b>0.0</b>	<b>0</b>	<b>0</b>	<b>0</b>	<b>0</b>	<b>1</b>	<b>0</b>	<b>0</b>	<b>0</b>	<b>0</b>

Da'SHAWN HAND			TACKLES					INTERCEPTIONS					FUMBLES			SpT
Date/Opp.	GP	GS	Tot	Solo	Asst	Sk	Yds	No	Yds	Lg	TD	PD	FF	FR	Yds	SpT
8/11 at BAL	1	1	2	2	0	0.0	0.0	0	0	0	0	0	0	0	0	0
8/20 vs. TB	1	0	2	1	1	1.0	4.0	0	0	0	0	0	0	0	0	0
8/27 vs. ARZ																
<b>Totals:</b>	<b>2</b>	<b>1</b>	<b>4</b>	<b>3</b>	<b>1</b>	<b>1.0</b>	<b>4.0</b>	<b>0</b>	<b>0</b>	<b>0</b>	<b>0</b>	<b>0</b>	<b>0</b>	<b>0</b>	<b>0</b>	<b>0</b>

AMANI HOOKER			TACKLES					INTERCEPTIONS					FUMBLES			SpT
Date/Opp.	GP	GS	Tot	Solo	Asst	Sk	Yds	No	Yds	Lg	TD	PD	FF	FR	Yds	SpT
8/11 at BAL	0	0	-	-	-	-	-	-	-	-	-	-	-	-	-	-
8/20 vs. TB	1	1	2	2	0	0.0	0.0	0	0	0	0	0	0	0	0	0
8/27 vs. ARZ																
<b>Totals:</b>	<b>1</b>	<b>1</b>	<b>2</b>	<b>2</b>	<b>0</b>	<b>0.0</b>	<b>0.0</b>	<b>0</b>	<b>0</b>	<b>0</b>	<b>0</b>	<b>0</b>	<b>0</b>	<b>0</b>	<b>0</b>	<b>0</b>

CHRIS JACKSON			TACKLES					INTERCEPTIONS					FUMBLES			SpT
Date/Opp.	GP	GS	Tot	Solo	Asst	Sk	Yds	No	Yds	Lg	TD	PD	FF	FR	Yds	SpT
8/11 at BAL	1	0	3	1	2	0.0	0.0	0	0	0	0	0	0	0	0	0
8/20 vs. TB	0	0	-	-	-	-	-	-	-	-	-	-	-	-	-	-
8/27 vs. ARZ																
<b>Totals:</b>	<b>1</b>	<b>0</b>	<b>3</b>	<b>1</b>	<b>2</b>	<b>0.0</b>	<b>0.0</b>	<b>0</b>	<b>0</b>	<b>0</b>	<b>0</b>	<b>0</b>	<b>0</b>	<b>0</b>	<b>0</b>	<b>0</b>

THEO JACKSON			TACKLES					INTERCEPTIONS					FUMBLES			SpT
Date/Opp.	GP	GS	Tot	Solo	Asst	Sk	Yds	No	Yds	Lg	TD	PD	FF	FR	Yds	SpT
8/11 at BAL	1	1	5	4	1	0.0	0.0	0	0	0	0	0	0	0	0	1
8/20 vs. TB	0	0	-	-	-	-	-	-	-	-	-	-	-	-	-	-
8/27 vs. ARZ																
<b>Totals:</b>	<b>1</b>	<b>1</b>	<b>5</b>	<b>4</b>	<b>1</b>	<b>0.0</b>	<b>0.0</b>	<b>0</b>	<b>0</b>	<b>0</b>	<b>0</b>	<b>0</b>	<b>0</b>	<b>0</b>	<b>0</b>	<b>1</b>

LONNIE JOHNSON JR.			TACKLES					INTERCEPTIONS					FUMBLES			SpT
Date/Opp.	GP	GS	Tot	Solo	Asst	Sk	Yds	No	Yds	Lg	TD	PD	FF	FR	Yds	SpT
8/20 vs. TB	1	0	2	2	0	0.0	0.0	0	0	0	0	0	1	0	0	0
8/27 vs. ARZ																
<b>Totals:</b>	<b>1</b>	<b>0</b>	<b>2</b>	<b>2</b>	<b>0</b>	<b>0.0</b>	<b>0.0</b>	<b>0</b>	<b>0</b>	<b>0</b>	<b>0</b>	<b>0</b>	<b>1</b>	<b>0</b>	<b>0</b>	<b>0</b>



<b>JAYDEN PEEVY</b>			TACKLES					INTERCEPTIONS					FUMBLES			SpT
Date/Opp.	GP	GS	Tot	Solo	Asst	Sk	Yds	No	Yds	Lg	TD	PD	FF	FR	Yds	SpT
8/11 at BAL	1	0	0	0	0	0.0	0.0	0	0	0	0	1	0	0	0	0
8/20 vs. TB	1	0	0	0	0	0.0	0.0	0	0	0	0	0	0	0	0	0
8/27 vs. ARZ																
<b>Totals:</b>	<b>2</b>	<b>0</b>	<b>0</b>	<b>0</b>	<b>0</b>	<b>0.0</b>	<b>0.0</b>	<b>0</b>	<b>0</b>	<b>0</b>	<b>0</b>	<b>1</b>	<b>0</b>	<b>0</b>	<b>0</b>	<b>0</b>

<b>MONTY RICE</b>			TACKLES					INTERCEPTIONS					FUMBLES			SpT
Date/Opp.	GP	GS	Tot	Solo	Asst	Sk	Yds	No	Yds	Lg	TD	PD	FF	FR	Yds	SpT
8/11 at BAL	0	0	-	-	-	-	-	-	-	-	-	-	-	-	-	-
8/20 vs. TB	0	0	-	-	-	-	-	-	-	-	-	-	-	-	-	-
8/27 vs. ARZ																
<b>Totals:</b>	<b>0</b>	<b>0</b>	<b>0</b>	<b>0</b>	<b>0</b>	<b>0.0</b>	<b>0.0</b>	<b>0</b>	<b>0</b>	<b>0</b>	<b>0</b>	<b>0</b>	<b>0</b>	<b>0</b>	<b>0</b>	<b>0</b>

<b>JEFFERY SIMMONS</b>			TACKLES					INTERCEPTIONS					FUMBLES			SpT
Date/Opp.	GP	GS	Tot	Solo	Asst	Sk	Yds	No	Yds	Lg	TD	PD	FF	FR	Yds	SpT
8/11 at BAL	0	0	-	-	-	-	-	-	-	-	-	-	-	-	-	-
8/20 vs. TB	0	0	-	-	-	-	-	-	-	-	-	-	-	-	-	-
8/27 vs. ARZ																
<b>Totals:</b>	<b>0</b>	<b>0</b>	<b>0</b>	<b>0</b>	<b>0</b>	<b>0.0</b>	<b>0.0</b>	<b>0</b>	<b>0</b>	<b>0</b>	<b>0</b>	<b>0</b>	<b>0</b>	<b>0</b>	<b>0</b>	<b>0</b>

<b>KEVIN STRONG</b>			TACKLES					INTERCEPTIONS					FUMBLES			SpT
Date/Opp.	GP	GS	Tot	Solo	Asst	Sk	Yds	No	Yds	Lg	TD	PD	FF	FR	Yds	SpT
8/11 at BAL	1	0	2	1	1	1.0	0.0	0	0	0	0	0	0	0	0	0
8/20 vs. TB	1	1	0	0	0	0.0	0.0	0	0	0	0	0	0	0	0	0
8/27 vs. ARZ																
<b>Totals:</b>	<b>2</b>	<b>1</b>	<b>2</b>	<b>1</b>	<b>1</b>	<b>1.0</b>	<b>0.0</b>	<b>0</b>	<b>0</b>	<b>0</b>	<b>0</b>	<b>0</b>	<b>0</b>	<b>0</b>	<b>0</b>	<b>0</b>

<b>TRE SWILLING</b>			TACKLES					INTERCEPTIONS					FUMBLES			SpT
Date/Opp.	GP	GS	Tot	Solo	Asst	Sk	Yds	No	Yds	Lg	TD	PD	FF	FR	Yds	SpT
8/11 at BAL	1	0	2	2	0	0.0	0.0	0	0	0	0	0	0	0	0	0
8/20 vs. TB	1	0	0	0	0	0.0	0.0	0	0	0	0	1	0	0	0	0
8/27 vs. ARZ																
<b>Totals:</b>	<b>2</b>	<b>0</b>	<b>2</b>	<b>2</b>	<b>0</b>	<b>0.0</b>	<b>0.0</b>	<b>0</b>	<b>0</b>	<b>0</b>	<b>0</b>	<b>1</b>	<b>0</b>	<b>0</b>	<b>0</b>	<b>0</b>

<b>TEAIR TART</b>			TACKLES					INTERCEPTIONS					FUMBLES			SpT
Date/Opp.	GP	GS	Tot	Solo	Asst	Sk	Yds	No	Yds	Lg	TD	PD	FF	FR	Yds	SpT
8/11 at BAL	1	1	0	0	0	0.0	0.0	0	0	0	0	0	0	0	0	0
8/20 vs. TB	1	0	2	1	1	0.0	0.0	0	0	0	0	0	0	0	0	0
8/27 vs. ARZ																
<b>Totals:</b>	<b>2</b>	<b>1</b>	<b>2</b>	<b>1</b>	<b>1</b>	<b>0.0</b>	<b>0.0</b>	<b>0</b>	<b>0</b>	<b>0</b>	<b>0</b>	<b>0</b>	<b>0</b>	<b>0</b>	<b>0</b>	<b>0</b>

<b>DeMARCUS WALKER</b>			TACKLES					INTERCEPTIONS					FUMBLES			SpT
Date/Opp.	GP	GS	Tot	Solo	Asst	Sk	Yds	No	Yds	Lg	TD	PD	FF	FR	Yds	SpT
8/11 at BAL	1	1	3	1	2	0.0	0.0	0	0	0	0	0	0	0	0	0
8/20 vs. TB	1	1	0	0	0	0.0	0.0	0	0	0	0	0	0	0	0	0
8/27 vs. ARZ																
<b>Totals:</b>	<b>2</b>	<b>2</b>	<b>3</b>	<b>1</b>	<b>2</b>	<b>0.0</b>	<b>0.0</b>	<b>0</b>	<b>0</b>	<b>0</b>	<b>0</b>	<b>0</b>	<b>0</b>	<b>0</b>	<b>0</b>	<b>0</b>

<b>RASHAD WEAVER</b>			TACKLES					INTERCEPTIONS					FUMBLES			SpT
Date/Opp.	GP	GS	Tot	Solo	Asst	Sk	Yds	No	Yds	Lg	TD	PD	FF	FR	Yds	SpT
8/11 at BAL	1	1	2	1	1	0.0	0.0	0	0	0	0	0	0	0	0	0
8/20 vs. TB	1	0	1	1	0	1.0	6.0	0	0	0	0	1	0	1	0	0
8/27 vs. ARZ																
<b>Totals:</b>	<b>2</b>	<b>1</b>	<b>3</b>	<b>2</b>	<b>1</b>	<b>1.0</b>	<b>6.0</b>	<b>0</b>	<b>0</b>	<b>0</b>	<b>0</b>	<b>1</b>	<b>0</b>	<b>1</b>	<b>0</b>	<b>0</b>

Additional Special Teams Tackles: Haskins 2 (1 at BAL, 1 vs. TB); McMath 2 (at BAL); Chestnut 1 (vs. TB)

## 2022 PRESEASON GAME-BY-GAME STATISTICS - RETURNS

### TRENTON CANNON

Date/Opp.	KR	Yds	Avg	Lg	TD	PR	FC	Yds	Avg	Lg	TD
8/11 at BAL	2	50	25.0	26	0	0	0	0	-	0	0
8/20 vs. TB	-	-	-	-	-	-	-	-	-	-	-
8/27 vs. ARZ	-	-	-	-	-	-	-	-	-	-	-
<b>Totals:</b>	<b>2</b>	<b>50</b>	<b>25.0</b>	<b>26</b>	<b>0</b>	<b>0</b>	<b>0</b>	<b>0</b>	<b>-</b>	<b>0</b>	<b>0</b>

### TERRY GODWIN

Date/Opp.	KR	Yds	Avg	Lg	TD	PR	FC	Yds	Avg	Lg	TD
8/11 at BAL	1	22	22.0	22	0	0	0	0	-	0	0
8/20 vs. TB	1	23	23.0	23	0	2	0	22	11.0	21	0
8/27 vs. ARZ	-	-	-	-	-	-	-	-	-	-	-
<b>Totals:</b>	<b>2</b>	<b>45</b>	<b>22.5</b>	<b>23</b>	<b>0</b>	<b>2</b>	<b>0</b>	<b>22</b>	<b>11.0</b>	<b>21</b>	<b>0</b>

### RACEY McMATH

Date/Opp.	KR	Yds	Avg	Lg	TD	PR	FC	Yds	Avg	Lg	TD
8/11 at BAL	1	35	35.0	35	0	0	0	0	-	0	0
8/20 vs. TB	1	23	23.0	23	0	0	0	0	-	0	0
8/27 vs. ARZ	-	-	-	-	-	-	-	-	-	-	-
<b>Totals:</b>	<b>2</b>	<b>58</b>	<b>29.0</b>	<b>35</b>	<b>0</b>	<b>0</b>	<b>0</b>	<b>0</b>	<b>-</b>	<b>0</b>	<b>0</b>

### KYLE PHILIPS

Date/Opp.	KR	Yds	Avg	Lg	TD	PR	FC	Yds	Avg	Lg	TD
8/11 at BAL	0	0	-	0	0	2	0	16	8.0	13	0
8/20 vs. TB	0	0	-	0	0	3	1	77	25.7	35	0
8/27 vs. ARZ	-	-	-	-	-	-	-	-	-	-	-
<b>Totals:</b>	<b>0</b>	<b>0</b>	<b>-</b>	<b>0</b>	<b>0</b>	<b>5</b>	<b>1</b>	<b>93</b>	<b>18.6</b>	<b>35</b>	<b>0</b>

## 2022 PRESEASON GAME-BY-GAME STATISTICS - KICKING

### RANDY BULLOCK

Date/Opp.	GP	PAT		FG			1-19		20-29		30-39		40-49		50+		Blk	LG	Pts
		Ma	Att	Ma	Att	Pct	Ma	Att	Ma	Att	Ma	Att	Ma	Att	Ma	Att			
8/11 at BAL	1	1	1	1	1	100.0	0	0	0	0	1	1	0	0	0	0	0	33	4
8/20 vs. TB	1	1	1	2	2	100.0	0	0	0	0	1	1	1	1	0	0	0	49	7
8/27 vs. ARZ	-	-	-	-	-	-	-	-	-	-	-	-	-	-	-	-	-	-	0
<b>Totals:</b>	<b>2</b>	<b>2</b>	<b>2</b>	<b>3</b>	<b>3</b>	<b>100.0</b>	<b>0</b>	<b>0</b>	<b>0</b>	<b>0</b>	<b>2</b>	<b>2</b>	<b>1</b>	<b>1</b>	<b>0</b>	<b>0</b>	<b>0</b>	<b>49</b>	<b>11</b>

### CALEB SHUDAK

Date/Opp.	GP	PAT		FG			1-19		20-29		30-39		40-49		50+		Blk	LG	Pts
		Ma	Att	Ma	Att	Pct	Ma	Att	Ma	Att	Ma	Att	Ma	Att	Ma	Att			
8/11 at BAL	0	-	-	-	-	-	-	-	-	-	-	-	-	-	-	-	-	-	-
8/20 vs. TB	0	-	-	-	-	-	-	-	-	-	-	-	-	-	-	-	-	-	-
8/27 vs. ARZ	-	-	-	-	-	-	-	-	-	-	-	-	-	-	-	-	-	-	0
<b>Totals:</b>	<b>0</b>	<b>0</b>	<b>0</b>	<b>0</b>	<b>0</b>	<b>-</b>	<b>0</b>	<b>0</b>	<b>0</b>	<b>0</b>	<b>0</b>	<b>0</b>	<b>0</b>	<b>0</b>	<b>0</b>	<b>0</b>	<b>0</b>	<b>0</b>	<b>0</b>

## 2022 PRESEASON GAME-BY-GAME STATISTICS - PUNTING

### BRETT KERN

Date/Opp.	GP	No.	Yds	Avg	Ret	Yds	R Avg	TB	In	Lg	Blk	Net
8/11 at BAL	1	3	162	54.0	1	27	27.0	0	2	58	0	45.0
8/20 vs. TB	1	2	86	43.0	0	0	-	0	2	47	0	43.0
8/27 vs. ARZ	-	-	-	-	-	-	-	-	-	-	-	-
<b>Totals:</b>	<b>2</b>	<b>5</b>	<b>248</b>	<b>49.6</b>	<b>1</b>	<b>27</b>	<b>27.0</b>	<b>0</b>	<b>4</b>	<b>58</b>	<b>0</b>	<b>44.2</b>

### RYAN STONEHOUSE

Date/Opp.	GP	No.	Yds	Avg	Ret	Yds	R Avg	TB	In	Lg	Blk	Net
8/11 at BAL	1	2	118	59.0	0	0	-	1	1	60	0	49.0
8/20 vs. TB	1	4	188	47.0	1	0	0.0	2	2	68	0	37.0
8/27 vs. ARZ	-	-	-	-	-	-	-	-	-	-	-	-
<b>Totals:</b>	<b>2</b>	<b>6</b>	<b>306</b>	<b>51.0</b>	<b>1</b>	<b>0</b>	<b>0.0</b>	<b>3</b>	<b>3</b>	<b>68</b>	<b>0</b>	<b>41.0</b>



TENNESSEE TITANS

**LAST WEEK'S  
PLAY-BY-PLAY**

# Preseason Week 2

## National Football League Game Summary

NFL Copyright © 2022 by The National Football League. All rights reserved. This summary and play-by-play is for the express purpose of assisting media in their coverage of the game; any other use of this material is prohibited without the written permission of the National Football League.

Date: Saturday, 8/20/2022

### Tampa Bay Buccaneers at Tennessee Titans

Start Time: 6:06 PM CDT

at Nissan Stadium, Nashville, TN

#### Game Day Weather

Game Weather: Cloudy

Temp: 78° F (25.6° C) Humidity: 76%, Wind: SSW 4 mph

Played Open Stadium on Turf: Grass

Outdoor Weather: Cloudy, Wind Chill: 78

#### Officials

Referee: Clark, Land (130)  
Line Judge: Bolinger, Brian (40)  
Back Judge: Meyer, Greg (78)

Umpire: King, Paul (121)  
Field Judge: Banks, Michael (72)  
Replay Official: Campbell, Randy (0)

Down Judge: Stephan, Tom (68)  
Side Judge: Pender, Dominique (114)

#### Lineups

##### Tampa Bay Buccaneers

##### Tennessee Titans

Offense		Defense	
WR	1 J.Darden	DB	35 J.Dean
WR	18 T.Johnson	OLB	98 A.Nelson
T	72 J.Wells	DL	92 W.Gholston
G	67 L.Goedeke	DL	56 R.Nunez-Roches
OL	70 R.Hainsey	DL	90 L.Hall
G	64 A.Stinnie	ILB	53 O.Fatukasi
OL	74 F.Johnson	ILB	52 K.Britt
TE	8 K.Rudolph	OLB	9 J.Tryon
TE	88 C.Otton	S	32 M.Edwards
QB	11 B.Gabbert	S	26 L.Ryan
RB	7 L.Fournette	CB	23 S.Murphy-Bunting

Offense		Defense	
WR	13 R.McMath	CB	26 K.Fulton
T	77 T.Lewan	OLB	48 B.Dupree
G/C	55 A.Brewer	DE	97 K.Strong
C/G	62 C.Levin	DT	90 N.Jones
G	70 J.Roos	DL	95 D.Walker
OL	78 N.Petit-Frere	OLB	92 O.Adeniyi
TE	87 G.Swaim	LB	45 C.Campbell
FB	44 T.Carter	LB	50 J.Gibbens
WR	15 N.Westbrook-Ikhine	DB	37 A.Hooker
QB	7 M.Willis	DB	28 J.Kalu
RB	40 D.Hilliard	CB	21 R.McCreary

#### Substitutions

#### Substitutions

QB 2 K.Trask, K 3 R.Succop, P 5 J.Camarda, WR 9 J.Sterns, WR 10 S.Miller, K 19 J.Borregales, RB 21 K.Vaughn, DB 28 R.Robinson, RB 29 R.White, DB 30 D.Delaney, S 33 T.Warner, S 34 N.Turner, CB 36 D.Gardner, CB 37 K.McMichael, S 39 C.Cooper, TE 41 K.Kieft, RB 43 P.Laird, OLB 44 E.Ponder, OLB 46 A.Anthony, ILB 51 J.Russell, OLB 57 J.Young, G 60 N.Leverett, G 61 S.Hutcherson, T 65 D.Cook, DL 71 M.Greene, T 73 B.Walton, G 75 J.Molchon, DL 79 P.O'Connor, WR 80 K.Geiger, WR 81 V.Smith, TE 82 J.Howland, WR 83 D.Thompkins, TE 86 B.Howard, DL 91 B.Potoa'e, OLB 93 C.Nassib, DL 94 W.Preylon, DL 95 D.Senat, LS 97 Z.Triner

CB 3 C.Farley, P 4 R.Stonehouse, QB 5 L.Woodside, P 6 B.Kern, WR 8 C.Hollister, WR 10 D.Fitzpatrick, WR 12 M.Kinsey, K 14 R.Bullock, WR 16 T.Burks, WR 18 K.Philips, CB 20 T.Swilling, CB 23 T.Avery, S 25 T.Gillespie, RB 25 H.Haskins, CB 30 G.Mabin, S 32 A.Colbert, RB 36 J.Chestnut, CB 38 S.Brown, CB 39 L.Johnson, LB 42 J.Jones, LS 46 M.Cox, TE 49 T.Odukoya, OLB 54 D.Anenih, OLB 57 J.Lawler, G 61 H.Howerton, C/G 67 X.Newman-Johnson, DT 68 S.Okuayinonu, C/G 68 W.Wright, T 69 C.DiLauro, T 71 J.McKenzie, DE 72 J.Peevy, OL 75 D.Radunz, T 76 A.Rupcich, WR 80 T.Godwin, TE 81 A.Hooper, TE 83 D.Wells, TE 85 C.Okonkwo, WR 88 R.Roberson, DL 91 L.Murchison, DT 93 T.Tart, DE 94 D.Hand, OLB 99 R.Weaver

#### Did Not Play

#### Did Not Play

QB 4 R.Griffin, QB 12 T.Brady, WR 13 M.Evans, WR 14 C.Godwin, WR 15 C.Grayson, WR 16 B.Perriman, WR 17 R.Gage, S 22 K.Neal, CB 24 C.Davis, RB 25 G.Bernard, CB 27 Z.McCollum, S 31 A.Winfield, ILB 45 D.White, ILB 48 G.Stuard, OLB 49 C.Gill, DL 50 V.Vea, ILB 54 L.David, OLB 58 S.Barrett, C 66 R.Jensen, G 69 S.Mason, T 76 D.Smith, T 78 T.Wirfs, TE 84 C.Brake, WR 85 J.Jones, DL 96 A.Hicks

WR 2 R.Woods, K 11 C.Shudak, QB 17 R.Tannehill, RB 22 D.Henry, RB 23 T.Cannon, CB 24 E.Molden, S 29 T.Jackson, S 31 K.Byard, S 33 A.Moore, DB 35 C.Jackson, DB 36 S.Carter, LB 41 Z.Cunningham, LB 51 D.Long, LB 53 D.Cole, LB 56 M.Rice, OLB 58 H.Landry, C 60 B.Jones, G 64 N.Davis, OL 73 Ja.Jones, TE 89 T.Hudson, DL 96 D.Autry, DT 98 J.Simmons

#### Not Active

#### Not Active

#### Field Goals (made ( ) & missed)

		R.Succop	(52)	R.Bullock	(32) (49)				
				1	2	3	4	OT	Total
VISITOR:	Tampa Bay Buccaneers			0	0	3	0	0	3
HOME:	Tennessee Titans			0	13	0	0	0	13

#### Scoring Plays

Team	Qtr	Time	Play Description (Extra Point) (Drive Info)	Visitor	Home
Titans	2	5:58	R.Bullock 32 yd. Field Goal (13-78, 7:08)	0	3
Titans	2	4:14	R.Bullock 49 yd. Field Goal (4-0, 0:57)	0	6
Titans	2	0:26	C.Okonkwo 6 yd. pass from M.Willis (R.Bullock kick) (4-19, 1:09)	0	13

# Preseason Week 2

## National Football League Game Summary

NFL Copyright © 2022 by The National Football League. All rights reserved. This summary and play-by-play is for the express purpose of assisting media in their coverage of the game; any other use of this material is prohibited without the written permission of the National Football League.

---

Buccaneers 3 2:20 R.Succop 52 yd. Field Goal (8-46, 2:49)  
Paid Attendance: 65,319

3 13  
Time: 2:55

Tampa Bay Buccaneers vs Tennessee Titans  
8/20/2022 at Nissan Stadium

# Final Individual Statistics

## Tampa Bay Buccaneers

## Tennessee Titans

RUSHING	ATT	YDS	AVG	LG	TD	RUSHING	ATT	YDS	AVG	LG	TD
K.Vaughn	10	54	5.4	17	0	M.Willis	5	42	8.4	24	0
L.Fournette	5	20	4.0	10	0	H.Haskins	12	39	3.3	10	0
R.White	6	19	3.2	9	0	J.Chestnut	10	35	3.5	12	0
P.Laird	1	0	0.0	0	0	L.Woodside	4	10	2.5	6	0
						R.Stonehouse	1	9	9.0	9	0
						D.Hilliard	1	3	3.0	3	0
Total	22	93	4.2	17	0	Total	33	138	4.2	24	0

PASSING	ATT	CMP	YDS	SK/YD	TD	LG	IN	RT	PASSING	ATT	CMP	YDS	SK/YD	TD	LG	IN	RT
K.Trask	24	11	105	4/37	0	34	1	41.1	M.Willis	17	7	80	3/12	1	21	0	75.6
B.Gabbert	5	3	13	0/0	0	7	0	64.6	L.Woodside	11	7	56	1/7	0	19	1	38.4
Total	29	14	118	4/37	0	34	1	44.9	Total	28	14	136	4/19	1	21	1	61.0

PASS RECEIVING	TAR	REC	YDS	AVG	LG	TD	PASS RECEIVING	TAR	REC	YDS	AVG	LG	TD
D.Thompkins	2	2	38	19.0	34	0	R.Roberson	5	4	47	11.8	19	0
T.Johnson	2	2	24	12.0	17	0	D.Fitzpatrick	2	2	29	14.5	18	0
J.Sterns	4	2	13	6.5	7	0	J.Chestnut	3	2	10	5.0	6	0
L.Fournette	2	2	6	3.0	4	0	H.Haskins	2	2	8	4.0	9	0
K.Geiger	5	2	2	1.0	1	0	N.Westbrook-Ikhine	2	1	21	21.0	21	0
R.White	1	1	16	16.0	16	0	K.Phillips	4	1	11	11.0	11	0
S.Miller	3	1	15	15.0	15	0	C.Okonkwo	2	1	6	6.0	6	1
K.Rudolph	3	1	3	3.0	3	0	T.Burks	3	1	4	4.0	4	0
P.Laird	1	1	1	1.0	1	0	T.Carter	1	0	0	0.0	0	0
J.Darden	3	0	0	0.0	0	0	R.McMath	1	0	0	0.0	0	0
B.Howard	1	0	0	0.0	0	0	C.Hollister	1	0	0	0.0	0	0
V.Smith	1	0	0	0.0	0	0	M.Kinsey	1	0	0	0.0	0	0
J.Howland	1	0	0	0.0	0	0							
Total	29	14	118	8.4	34	0	Total	27	14	136	9.7	21	1

INTERCEPTIONS	NO	YDS	AVG	LG	TD	INTERCEPTIONS	NO	YDS	AVG	LG	TD
D.Gardner	1	0	0.0	0	0	J.Jones	1	38	38.0	38	0
Total	1	0	0.0	0	0	Total	1	38	38.0	38	0

PUNTING	NO	YDS	AVG	NET	TB	IN20	LG	PUNTING	NO	YDS	AVG	NET	TB	IN20	LG
J.Camarda	7	353	50.4	33.4	1	1	65	R.Stonehouse	4	188	47.0	37.0	2	2	68
								B.Kern	2	86	43.0	43.0	0	2	47
Total	7	353	50.4	33.4	1	1	65	Total	6	274	45.7	39.0	2	4	68

PUNT RETURNS	NO	YDS	AVG	FC	LG	TD	PUNT RETURNS	NO	YDS	AVG	FC	LG	TD
J.Darden	1	0	0.0	0	0	0	K.Phillips	3	77	25.7	1	35	0
D.Thompkins	0	0	0.0	1	0	0	T.Godwin	2	22	11.0	0	21	0
[DOWNED]	1	0	0.0	0	0	0	[TOUCHBACK]	1	0	0.0	0	0	0
[OUT OF BOUNDS]	1	0	0.0	0	0	0							
[TOUCHBACK]	2	0	0.0	0	0	0							
Total	1	0	0.0	1	0	0	Total	5	99	19.8	1	35	0

KICKOFF RETURNS	NO	YDS	AVG	FC	LG	TD	KICKOFF RETURNS	NO	YDS	AVG	FC	LG	TD
R.White	1	33	33.0	0	33	0	R.McMath	1	23	23.0	0	23	0
J.Darden	1	25	25.0	0	25	0	T.Godwin	1	23	23.0	0	23	0
[TOUCHBACK]	2	0	0.0	0	0	0							
Total	2	58	29.0	0	33	0	Total	2	46	23.0	0	23	0

### Tampa Bay Buccaneers

FUMBLES	FUM	LOST	OWN-REC	YDS	TD	FORCED	OPP-REC	YDS	TD	OUT-BDS
K.Trask	2	0	2	0	0	0	0	0	0	0
K.Geiger	1	0	0	0	0	0	0	0	0	1
R.White	1	1	0	0	0	0	0	0	0	0
Total	4	1	2	0	0	0	0	0	0	1



Tampa Bay Buccaneers vs Tennessee Titans  
8/20/2022 at Nissan Stadium

## Final Individual Statistics

### Tennessee Titans

<b>FUMBLES</b>	<b>FUM</b>	<b>LOST</b>	<b>OWN-REC</b>	<b>YDS</b>	<b>TD</b>	<b>FORCED</b>	<b>OPP-REC</b>	<b>YDS</b>	<b>TD</b>	<b>OUT-BDS</b>
R.Stonehouse	1	0	1	0	0	0	0	0	0	0
O.Adeniyi	0	0	0	0	0	1	0	0	0	0
D.Anenih	0	0	0	0	0	1	0	0	0	0
L.Johnson	0	0	0	0	0	1	0	0	0	0
J.Kalu	0	0	0	0	0	1	0	0	0	0
R.Weaver	0	0	0	0	0	0	1	0	0	0
Total	1	0	1	0	0	4	1	0	0	0

Tampa Bay Buccaneers vs Tennessee Titans  
8/20/2022 at Nissan Stadium

# Final Team Statistics

	Visitor Buccaneers	Home Titans
<b>TOTAL FIRST DOWNS</b>	9	14
By Rushing	4	6
By Passing	4	8
By Penalty	1	0
<b>THIRD DOWN EFFICIENCY</b>	2-13-15.4%	3-15-20.0%
<b>FOURTH DOWN EFFICIENCY</b>	0-2-0.0%	1-3-33.3%
<b>TOTAL NET YARDS</b>	174	255
Total Offensive Plays (inc. times thrown passing)	55	65
Average gain per offensive play	3.2	3.9
<b>NET YARDS RUSHING</b>	93	138
Total Rushing Plays	22	33
Average gain per rushing play	4.2	4.2
Tackles for a loss-number and yards	3-3	3-6
<b>NET YARDS PASSING</b>	81	117
Times thrown - yards lost attempting to pass	4-37	4-19
Gross yards passing	118	136
<b>PASS ATTEMPTS-COMPLETIONS-HAD INTERCEPTED</b>	29-14-1	28-14-1
Avg gain per pass play (inc.# thrown passing)	2.5	3.7
<b>KICKOFFS Number-In End Zone-Touchbacks</b>	2-2-0	4-4-2
<b>PUNTS Number and Average</b>	7-50.4	6-45.7
Had Blocked	0	0
<b>FGs - PATs Had Blocked</b>	0-0	0-0
<b>Net Punting Average</b>	33.4	39.0
<b>TOTAL RETURN YARDAGE (Not Including Kickoffs)</b>	0	137
No. and Yards Punt Returns	1-0	5-99
No. and Yards Kickoff Returns	2-58	2-46
No. and Yards Interception Returns	1-0	1-38
<b>PENALTIES Number and Yards</b>	4-30	9-75
<b>FUMBLES Number and Lost</b>	4-1	1-0
<b>TOUCHDOWNS</b>	0	1
Rushing	0	0
Passing	0	1
<b>EXTRA POINTS Made-Attempts</b>	0-0	1-1
Kicking Made-Attempts	0-0	1-1
<b>FIELD GOALS Made-Attempts</b>	1-1	2-2
<b>RED ZONE EFFICIENCY</b>	0-1-0%	1-3-33%
<b>GOAL TO GO EFFICIENCY</b>	0-0-0%	1-1-100%
<b>SAFETIES</b>	0	0
<b>FINAL SCORE</b>	3	13
<b>TIME OF POSSESSION</b>	25:10	34:50

**Tampa Bay Buccaneers vs Tennessee Titans**  
**8/20/2022 at Nissan Stadium**

# Ball Possession And Drive Chart

**Tampa Bay Buccaneers**

#	Time Recd	Time Lost	Time Poss	How Ball Obtained	Drive Began	# Play	Yds Gain	Yds Pen	Net Yds	1st Down	Last Scrm	How Given Up
1	15:00	12:46	2:14	Kickoff	TB 21	4	18	0	18	1	TB 39	Punt
2	10:59	8:48	2:11	Downs	TB 49	4	8	0	8	0	TEN 43	Downs
3	7:22	5:28	1:54	Punt	TB 9	3	1	0	1	0	TB 10	Punt
4	4:02	2:27	1:35	Punt	TB 20	3	4	0	4	0	TB 24	Punt
5	14:56	13:06	1:50	Downs	TB 39	5	17	0	17	1	TEN 44	Punt
6	5:58	5:11	0:47	Kickoff	TB 25	2	16	-10	6	0	TB 15	Fumble
7	4:14	1:35	2:39	Kickoff	TB 32	7	22	-10	12	1	TB 44	Interception
8	0:26	0:00	0:26	Kickoff	TB 25	1	9	0	9	0	TB 25	End of Half
9	12:50	7:26	5:24	Punt	TB 20	9	40	0	40	3	* TEN 40	Punt
10	5:09	2:20	2:49	Punt	TB 20	8	31	15	46	3	TEN 34	Field Goal
11	14:49	13:08	1:41	Interception	TB 20	3	1	0	1	0	TB 21	Punt
12	7:51	7:04	0:47	Punt	TB 14	3	6	0	6	0	TB 20	Punt
13	2:14	1:21	0:53	Punt	TB 14	4	1	0	1	0	TB 15	Downs

(308) Average TB 24

**Tennessee Titans**

#	Time Recd	Time Lost	Time Poss	How Ball Obtained	Drive Began	# Play	Yds Gain	Yds Pen	Net Yds	1st Down	Last Scrm	How Given Up
1	12:46	10:59	1:47	Punt	TEN 26	5	25	0	25	1	TB 45	Downs
2	8:48	7:22	1:26	Downs	TEN 43	3	1	0	1	0	TEN 44	Punt
3	5:28	4:02	1:26	Punt	TB 46	3	3	0	3	0	TB 43	Punt
4	2:27	14:56	2:31	Punt	TB 44	4	10	-5	5	0	TB 39	Downs
5	13:06	5:58	7:08	Punt	TEN 8	13	87	-9	78	5	* TB 14	Field Goal
6	5:11	4:14	0:57	Fumble	TB 31	4	0	0	0	0	TB 31	Field Goal
7	1:35	0:26	1:09	Interception	TB 19	4	19	0	19	2	* TB 6	Touchdown
8	15:00	12:50	2:10	Kickoff	TEN 22	4	10	0	10	1	TEN 32	Punt
9	7:26	5:09	2:17	Punt	TEN 25	4	22	0	22	1	TEN 47	Punt
10	2:20	14:49	2:31	Kickoff	TEN 23	5	20	0	20	1	TEN 43	Interception
11	13:08	7:51	5:17	Punt	TEN 36	7	37	-25	12	1	TEN 48	Punt
12	7:04	2:14	4:50	Punt	TEN 36	8	21	0	21	2	TB 43	Punt
13	1:21	0:00	1:21	Downs	TB 14	3	0	0	0	0	* TB 13	End of Game

(565) Average TEN 43

**\* inside opponent's 20**

**Time of Possession by Quarter**

		1st	2nd	3rd	4th	OT	Total
<b>Visitor</b>	Tampa Bay Buccaneers	7:54	5:42	8:13	3:21		25:10
<b>Home</b>	Tennessee Titans	7:06	9:18	6:47	11:39		34:50

**Kickoff Drive No.-Start Average**

Buccaneers: 4 - TB 26

Titans: 2 - TEN 22

Tampa Bay Buccaneers vs Tennessee Titans  
8/20/2022 at Nissan Stadium

# Final Defensive Statistics

Tampa Bay Buccaneers	Regular Defensive Plays											Special Teams					Misc			
	TKL	AST	COMB	SK	/ YDS	TFL	Q	IN	PD	FF	FR	TKL	AST	FF	FR	BL	TKL	AST	FF	FR
O.Fatukasi	5	4	9	1.5	6.5	2	2	0	0	0	0	0	1	0	0	0	0	0	0	0
J.Russell	5	2	7	0	0	0	1	0	0	0	0	1	0	0	0	0	0	0	0	0
P.O'Connor	4	2	6	0.5	1.5	0	1	0	0	0	0	0	0	0	0	0	0	0	0	0
D.Senat	2	3	5	0.5	1.5	0	1	0	0	0	0	0	0	0	0	0	0	0	0	0
D.Delaney	3	1	4	0	0	0	0	0	1	0	0	1	0	0	0	0	0	0	0	0
A.Nelson	3	0	3	0	0	0	0	0	0	0	0	0	0	0	0	0	0	0	0	0
J.Tryon	3	0	3	0	0	2	0	0	0	0	0	0	0	0	0	0	0	0	0	0
J.Young	2	1	3	0.5	2.5	0	1	0	0	0	0	0	0	0	0	0	0	0	0	0
C.Cooper	2	1	3	0	0	1	0	0	0	0	0	0	0	0	0	0	0	0	0	0
K.Britt	1	2	3	0	0	0	0	0	0	0	0	0	0	0	0	0	0	0	0	0
B.Potoa'e	1	2	3	0	0	0	0	0	0	0	0	0	0	0	0	0	0	0	0	0
A.Anthony	2	0	2	1	7	1	1	0	0	0	0	0	0	0	0	0	0	0	0	0
C.Nassib	1	1	2	0	0	0	0	0	0	0	0	0	0	0	0	0	0	0	0	0
K.McMichael	1	1	2	0	0	0	0	0	0	0	0	0	0	0	0	0	0	0	0	0
J.Dean	1	0	1	0	0	0	0	0	0	0	0	0	0	0	0	0	0	0	0	0
L.Ryan	1	0	1	0	0	0	0	0	0	0	0	0	0	0	0	0	0	0	0	0
L.Hall	1	0	1	0	0	0	0	0	0	0	0	0	0	0	0	0	0	0	0	0
R.Robinson	1	0	1	0	0	0	0	0	0	0	0	0	0	0	0	0	0	0	0	0
E.Ponder	1	0	1	0	0	0	0	0	0	0	0	0	0	0	0	0	0	0	0	0
K.Vaughn	1	0	1	0	0	0	0	0	0	0	0	0	0	0	0	0	0	0	0	0
D.Gardner	0	1	1	0	0	0	0	1	1	0	0	0	0	0	0	0	0	0	0	0
S.Murphy-Bunting	0	1	1	0	0	0	0	0	0	0	0	0	0	0	0	0	0	0	0	0
M.Edwards	0	1	1	0	0	0	0	0	0	0	0	0	0	0	0	0	0	0	0	0
W.Preylon	0	0	0	0	0	0	2	0	0	0	0	0	0	0	0	0	0	0	0	0
C.Otton	0	0	0	0	0	0	0	0	0	0	0	1	1	0	0	0	0	0	0	0
R.White	0	0	0	0	0	0	0	0	0	0	0	1	0	0	0	0	0	0	0	0
N.Turner	0	0	0	0	0	0	0	0	0	0	0	1	0	0	0	0	0	0	0	0
Z.Triner	0	0	0	0	0	0	0	0	0	0	0	1	0	0	0	0	0	0	0	0
K.Kieft	0	0	0	0	0	0	0	0	0	0	0	0	2	0	0	0	0	0	0	0
B.Howard	0	0	0	0	0	0	0	0	0	0	0	0	1	0	0	0	0	0	0	0
K.Geiger	0	0	0	0	0	0	0	0	0	0	0	0	0	0	0	0	1	0	0	0
K.Trask	0	0	0	0	0	0	0	0	0	0	0	0	0	0	0	0	0	0	0	2
<b>Total</b>	<b>41</b>	<b>23</b>	<b>64</b>	<b>4</b>	<b>19</b>	<b>6</b>	<b>9</b>	<b>1</b>	<b>2</b>	<b>0</b>	<b>0</b>	<b>6</b>	<b>5</b>	<b>0</b>	<b>0</b>	<b>0</b>	<b>1</b>	<b>0</b>	<b>0</b>	<b>2</b>

TKL = Tackle AST = Assist COMB = Combined QH=QB Hit IN = Interception PD = Pass Defense FF = Forced Fumble FR = Fumble Recovery

Tampa Bay Buccaneers vs Tennessee Titans  
8/20/2022 at Nissan Stadium

# Final Defensive Statistics

Tennessee Titans	Regular Defensive Plays											Special Teams					Misc			
	TKL	AST	COMB	SK	/ YDS	TFL	QH	IN	PD	FF	FR	TKL	AST	FF	FR	BL	TKL	AST	FF	FR
S.Brown	4	1	5	0	0	0	0	0	0	0	0	0	0	0	0	0	0	0	0	0
J.Kalu	2	3	5	0	0	0	0	0	1	1	0	0	0	0	0	0	0	0	0	0
J.Gibbens	2	3	5	0	0	0	0	0	0	0	0	0	0	0	0	0	0	0	0	0
C.Campbell	3	1	4	0	0	1	0	0	1	0	0	0	0	0	0	0	0	0	0	0
J.Jones	3	1	4	0	0	0	0	1	1	0	0	0	0	0	0	0	0	0	0	0
D.Anenih	3	0	3	1	6	0	0	0	0	1	0	0	0	0	0	0	0	0	0	0
O.Adeniyi	2	1	3	1	21	1	0	0	0	1	0	0	0	0	0	0	0	0	0	0
N.Jones	2	1	3	0	0	0	0	0	0	0	0	0	0	0	0	0	0	0	0	0
A.Colbert	2	0	2	0	0	0	0	0	2	0	0	0	0	0	0	0	0	0	0	0
C.Farley	2	0	2	0	0	0	0	0	1	0	0	0	0	0	0	0	0	0	0	0
T.Avery	2	0	2	0	0	0	0	0	1	0	0	0	0	0	0	0	0	0	0	0
L.Johnson	2	0	2	0	0	0	0	0	0	1	0	0	0	0	0	0	0	0	0	0
A.Hooker	2	0	2	0	0	0	0	0	0	0	0	0	0	0	0	0	0	0	0	0
D.Hand	1	1	2	1	4	1	1	0	0	0	0	0	0	0	0	0	0	0	0	0
T.Tart	1	1	2	0	0	1	0	0	0	0	0	0	0	0	0	0	0	0	0	0
R.Weaver	1	0	1	1	6	1	2	0	1	0	1	0	0	0	0	0	0	0	0	0
T.Gillespie	1	0	1	0	0	0	0	0	1	0	0	0	0	0	0	0	0	0	0	0
L.Murchison	1	0	1	0	0	0	0	0	0	0	0	0	0	0	0	0	0	0	0	0
D.Walker	0	0	0	0	0	0	1	0	0	0	0	0	0	0	0	0	0	0	0	0
T.Swilling	0	0	0	0	0	0	0	0	1	0	0	0	0	0	0	0	0	0	0	0
R.McCreary	0	0	0	0	0	0	0	0	0	0	0	1	0	0	0	0	0	0	0	0
H.Haskins	0	0	0	0	0	0	0	0	0	0	0	1	0	0	0	0	0	0	0	0
J.Chestnut	0	0	0	0	0	0	0	0	0	0	0	1	0	0	0	0	0	0	0	0
T.Burks	0	0	0	0	0	0	0	0	0	0	0	0	0	0	0	0	1	0	0	0
R.Stonehouse	0	0	0	0	0	0	0	0	0	0	0	0	0	0	0	0	0	0	0	1
<b>Total</b>	<b>36</b>	<b>13</b>	<b>49</b>	<b>4</b>	<b>37</b>	<b>5</b>	<b>4</b>	<b>1</b>	<b>10</b>	<b>4</b>	<b>1</b>	<b>3</b>	<b>0</b>	<b>0</b>	<b>0</b>	<b>0</b>	<b>1</b>	<b>0</b>	<b>0</b>	<b>1</b>

**Tampa Bay Buccaneers vs Tennessee Titans**  
**8/20/2022 at Nissan Stadium**

# First Half Summary

	PERIOD SCORES		TIME OF POSSESSION
Buccaneers	0 0 = 0	Buccaneers	13:36
Titans	0 13 = 13	Titans	16:24

**Scoring Plays**

Team	Qtr	Time	Play Description (Extra Point) (Drive Info)	Visitor	Home
Titans	2	5:58	R.Bullock 32 yd. Field Goal (13-78, 7:08)	0	3
Titans	2	4:14	R.Bullock 49 yd. Field Goal (4-0, 0:57)	0	6
Titans	2	0:26	C.Okonkwo 6 yd. pass from M.Willis (R.Bullock kick) (4-19, 1:09)	0	13

	Tampa Bay Buccaneers	Tennessee Titans
<b>TOTAL FIRST DOWNS</b>	3	8
First Downs Rushing-Passing-by Penalty	1 - 2 - 0	3 - 5 - 0
<b>THIRD DOWN EFFICIENCY</b>	1-7-14.3%	1-7-14.3%
<b>TOTAL NET YARDS</b>	95	145
Total Offensive Plays	29	34
<b>NET YARDS RUSHING</b>	39	83
<b>NET YARDS PASSING</b>	56	62
Gross Yards Passing	66	69
Times thrown-yards lost attempting to pass	2-10	2-7
<b>Pass Attempts-Completions-Had Intercepted</b>	16 - 9 - 1	15 - 6 - 0
<b>Punts-Number and Average</b>	4 - 51.0	2 - 43.0
<b>Penalties-Number and Yards</b>	3 - 25	5 - 35
<b>Fumbles-Number and Lost</b>	2 - 1	0 - 0
<b>Red Zone Efficiency</b>	0-0-0%	1-2-50%
<b>Average Drive Start</b>	TB 28	TEN 48

**Tampa Bay Buccaneers**

**Tennessee Titans**

RUSHING										RUSHING					
	ATT	YDS	AVG	LG	TD		ATT	YDS	AVG	LG	TD				
L.Fournette	5	20	4.0	10	0	M.Willis	5	42	8.4	24	0				
R.White	6	19	3.2	9	0	H.Haskins	7	26	3.7	10	0				
						J.Chestnut	4	12	3.0	8	0				
						D.Hilliard	1	3	3.0	3	0				
Total	11	39	3.5	10	0	Total	17	83	4.9	24	0				

PASSING										PASSING							
	ATT	CMP	YDS	SK/YD	TD	LG	IN	RT		ATT	CMP	YDS	SK/YD	TD	LG	IN	RT
K.Trask	11	6	53	2/10	0	17	1	29.7	M.Willis	15	6	69	2/7	1	21	0	76.8
B.Gabbert	5	3	13	0/0	0	7	0	64.6	Total	15	6	69	2/7	1	21	0	76.8
Total	16	9	66	2/10	0	17	1	40.1									

PASS RECEIVING								PASS RECEIVING							
	TAR	REC	YDS	AVG	LG	TD		TAR	REC	YDS	AVG	LG	TD		
T.Johnson	2	2	24	12.0	17	0	N.Westbrook-Ikhine	2	1	21	21.0	21	0		
L.Fournette	2	2	6	3.0	4	0	D.Fitzpatrick	1	1	18	18.0	18	0		
K.Geiger	2	2	2	1.0	1	0	K.Philips	4	1	11	11.0	11	0		
R.White	1	1	16	16.0	16	0	H.Haskins	1	1	9	9.0	9	0		
S.Miller	3	1	15	15.0	15	0	C.Okonkwo	2	1	6	6.0	<b>6</b>	1		
K.Rudolph	3	1	3	3.0	3	0	J.Chestnut	1	1	4	4.0	4	0		
J.Darden	3	0	0	0.0	0	0	T.Burks	1	0	0	0.0	0	0		
							T.Carter	1	0	0	0.0	0	0		
							C.Hollister	1	0	0	0.0	0	0		
							R.McMath	1	0	0	0.0	0	0		
Total	16	9	66	7.3	17	0	Total	15	6	69	11.5	21	1		

**Tampa Bay Buccaneers**

**Regular Defensive Plays**

**Special Teams**

**Misc**



## Play By Play

## First Quarter

8/20/2022

TB wins toss, elects to Receive, and TEN elects to defend the North goal.

R.Bullock kicks 69 yards from TEN 35 to TB -4. J.Darden to TB 21 for 25 yards (R.McCreary).

**Tampa Bay Buccaneers at 15:00, (1st play from scrimmage 14:55)**

1-10-TB 21 (14:55) L.Fournette right tackle to TB 31 for 10 yards (A.Hooker, J.Kalu). R1  
1-10-TB 31 (14:18) (Shotgun) B.Gabbert pass short middle to L.Fournette to TB 35 for 4 yards (C.Campbell).  
 2-6-TB 35 (13:43) L.Fournette left guard to TB 39 for 4 yards (A.Hooker, O.Adeniyi).  
 3-2-TB 39 (13:01) (Shotgun) B.Gabbert pass incomplete short right to S.Miller.  
 4-2-TB 39 (12:58) J.Camarda punts 62 yards to TEN -1, Center-Z.Triner. K.Philips to TEN 26 for 27 yards (R.White, O.Fatukasi).

**Tennessee Titans at 12:46**

1-10-TEN 26 (12:46) M.Willis pass short middle to N.Westbrook-Ikhine to TEN 47 for 21 yards (S.Murphy-Bunting; M.Edwards). P1  
1-10-TEN 47 (12:15) (No Huddle) D.Hilliard up the middle to 50 for 3 yards (A.Nelson).  
 2-7-50 (11:53) (No Huddle) M.Willis pass incomplete deep left to N.Westbrook-Ikhine.  
 3-7-50 (11:48) (Shotgun) M.Willis scrambles right end to TB 45 for 5 yards (O.Fatukasi).  
 4-2-TB 45 (11:06) (No Huddle, Shotgun) M.Willis left end to TB 49 for -4 yards (J.Tryon).

**Tampa Bay Buccaneers at 10:59**

1-10-TB 49 (10:59) L.Fournette up the middle to TB 48 for -1 yards (O.Adeniyi, T.Tart).  
 2-11-TB 48 (10:22) (Shotgun) B.Gabbert pass short middle to T.Johnson to TEN 45 for 7 yards (C.Campbell, J.Gibbens).  
 3-4-TEN 45 (9:37) (Shotgun) B.Gabbert pass short middle to L.Fournette to TEN 43 for 2 yards (J.Gibbens) [D.Walker].  
 4-2-TEN 43 (8:52) (Shotgun) B.Gabbert pass incomplete short right to K.Rudolph (J.Kalu).

**Tennessee Titans at 8:48**

1-10-TEN 43 (8:48) H.Haskins left tackle to TEN 48 for 5 yards (J.Tryon).  
 2-5-TEN 48 (8:25) (No Huddle) M.Willis sacked at TEN 44 for -4 yards (O.Fatukasi).  
 3-9-TEN 44 (7:41) (Shotgun) M.Willis pass incomplete short left to K.Philips.  
 4-9-TEN 44 (7:36) B.Kern punts 47 yards to TB 9, Center-M.Cox. J.Darden to TB 9 for no gain (H.Haskins).

**Tampa Bay Buccaneers at 7:22**

1-10-TB 9 (7:22) L.Fournette right tackle to TB 10 for 1 yard (J.Kalu).  
 2-9-TB 10 (6:47) (Shotgun) K.Trask sacked at TB 4 for -6 yards (R.Weaver).  
*Penalty on TB-J.Wells, Offensive Holding, declined.*  
 3-15-TB 4 (6:21) L.Fournette up the middle to TB 10 for 6 yards (J.Gibbens).  
 4-9-TB 10 (5:39) J.Camarda punts 51 yards to TEN 39, Center-Z.Triner. K.Philips to TB 46 for 15 yards (D.Delaney).

**Tennessee Titans at 5:28**

1-10-TB 46 (5:28) H.Haskins right tackle to TB 40 for 6 yards (C.Nassib, O.Fatukasi).  
 2-4-TB 40 (4:58) (No Huddle) M.Willis sacked at TB 43 for -3 yards (sack split by P.O'Connor and D.Senat).  
 3-7-TB 43 (4:19) (Shotgun) M.Willis pass incomplete short right to T.Carter.  
 4-7-TB 43 (4:09) B.Kern punts 39 yards to TB 4, Center-M.Cox, downed by TEN-R.Roberson.  
*PENALTY on TEN-R.Roberson, Illegal Touch Kick, 16 yards, enforced at TB 4.*

**Tampa Bay Buccaneers at 4:02**

1-10-TB 20 (4:02) (Shotgun) R.White right tackle to TB 21 for 1 yard (S.Brown).  
 2-9-TB 21 (3:29) (Shotgun) K.Trask pass short left to K.Rudolph to TB 24 for 3 yards (L.Johnson).  
 3-6-TB 24 (2:45) (Shotgun) K.Trask pass incomplete short left to K.Rudolph.  
 4-6-TB 24 (2:42) J.Camarda punts 55 yards to TEN 21, Center-Z.Triner. K.Philips to TB 44 for 35 yards (C.Otton).

**Tennessee Titans at 2:27**

1-10-TB 44 (2:27) *PENALTY on TEN-K.Philips, False Start, 5 yards, enforced at TB 44 - No Play.*  
 1-15-TB 49 (2:27) (Shotgun) M.Willis pass short left to J.Chestnut pushed ob at TB 45 for 4 yards (J.Dean).  
 2-11-TB 45 (1:53) J.Chestnut left guard to TB 46 for -1 yards (J.Tryon, K.Britt).  
 3-12-TB 46 (1:21) (Shotgun) *PENALTY on TB-J.Tryon, Neutral Zone Infraction, 5 yards, enforced at TB 46 - No Play.*  
 3-7-TB 41 (1:03) (Shotgun) *PENALTY on TEN-D.Radunz, False Start, 5 yards, enforced at TB 41 - No Play.*  
 3-12-TB 46 (:41) (Shotgun) M.Willis scrambles right end ran ob at TB 39 for 7 yards (L.Ryan).



**Tampa Bay Buccaneers vs Tennessee Titans at Nissan Stadium**

**END OF QUARTER**

	<b>Score</b>	<b>Time Poss</b>	<b>First Downs</b>				<b>Efficiencies</b>	
			<b>R</b>	<b>P</b>	<b>X</b>	<b>T</b>	<b>3 Down</b>	<b>4 Down</b>
<b>Tampa Bay Buccaneers</b>	<b>0</b>	<b>7:54</b>	<b>1</b>	<b>0</b>	<b>0</b>	<b>1</b>	<b>0/4</b>	<b>0/1</b>
<b>Tennessee Titans</b>	<b>0</b>	<b>7:06</b>	<b>0</b>	<b>1</b>	<b>0</b>	<b>1</b>	<b>0/4</b>	<b>0/1</b>

## Second Quarter

8/20/2022

## Play By Play

Tennessee Titans continued.

4-5-TB 39 (15:00) (Shotgun) M.Willis pass incomplete short middle to C.Okonkwo.

## Tampa Bay Buccaneers at 14:56

1-10-TB 39 (14:56) K.Trask pass incomplete deep middle to J.Darden (C.Campbell).

2-10-TB 39 (14:49) (Shotgun) K.Trask pass deep right to T.Johnson to TEN 44 for 17 yards (C.Farley). P2

1-10-TEN 44 (14:15) R.White right guard to TEN 45 for -1 yards (T.Tart).

2-11-TEN 45 (13:35) (Shotgun) K.Trask pass short right to K.Geiger to TEN 40 for 5 yards (J.Kalu). FUMBLES (J.Kalu), ball out of bounds at TEN 44.

3-10-TEN 44 (13:19) (Shotgun) K.Trask pass incomplete short right to J.Darden (C.Farley).

4-10-TEN 44 (13:14) J.Camarda punts 36 yards to TEN 8, Center-Z.Triner, fair catch by K.Philips.

## Tennessee Titans at 13:06

1-10-TEN 8 (13:06) J.Chestnut right end to TEN 7 for -1 yards (C.Cooper, B.Potoa'e).

2-11-TEN 7 (12:26) (Shotgun) M.Willis pass short right to D.Fitzpatrick to TEN 25 for 18 yards (C.Cooper). P2

1-10-TEN 25 (11:44) J.Chestnut left end to TEN 33 for 8 yards (A.Nelson, K.Britt).

2-2-TEN 33 (11:01) J.Chestnut left guard to TEN 39 for 6 yards (P.O'Connor; B.Potoa'e). R3

1-10-TEN 39 (10:20) PENALTY on TEN-J.Chestnut, False Start, 5 yards, enforced at TEN 39 - No Play.

1-15-TEN 34 (9:55) M.Willis pass incomplete deep left to R.McMath (D.Delaney).

2-15-TEN 34 (9:46) (Shotgun) M.Willis left end to TEN 44 for 10 yards (A.Nelson).

3-5-TEN 44 (9:07) (Shotgun) M.Willis pass short right to K.Philips ran ob at TB 45 for 11 yards. P4

1-10-TB 45 (8:30) M.Willis scrambles right end pushed ob at TB 21 for 24 yards (L.Hall). R5

1-10-TB 21 (7:50) H.Haskins left guard to TB 11 for 10 yards (J.Young). R6

1-10-TB 11 (7:08) (Shotgun) PENALTY on TEN-N.Petit-Frere, False Start, 4 yards, enforced at TB 11 - No Play.

1-14-TB 15 (6:53) H.Haskins left tackle to TB 14 for 1 yard (D.Senat).

2-13-TB 14 (6:17) (Shotgun) M.Willis pass incomplete short left to T.Burks.

3-13-TB 14 (6:11) (Shotgun) M.Willis pass incomplete short right to C.Hollister.

4-13-TB 14 (6:01) R.Bullock 32 yard field goal is GOOD, Center-M.Cox, Holder-R.Stonehouse.

TB 0 TEN 3, 13 plays, 78 yards, 7:08 drive, 9:02 elapsed

R.Bullock kicks 65 yards from TEN 35 to end zone, Touchback.

## Tampa Bay Buccaneers at 5:58

1-10-TB 25 (5:58) (Shotgun) K.Trask pass incomplete deep right to S.Miller.

2-10-TB 25 (5:51) (Shotgun) R.White up the middle to TB 41 for 16 yards (L.Johnson; S.Brown).

PENALTY on TB-L.Goedeker, Offensive Holding, 10 yards, enforced at TB 25 - No Play.

2-20-TB 15 (5:24) (Shotgun) K.Trask pass short middle to R.White to TB 31 for 16 yards (L.Johnson). FUMBLES (L.Johnson), RECOVERED by TEN-R.Weaver at TB 31.

## Tennessee Titans at 5:11

1-10-TB 31 (5:11) M.Willis pass incomplete short left to K.Philips.

2-10-TB 31 (5:06) (Shotgun) H.Haskins up the middle to TB 31 for no gain (D.Delaney).

3-10-TB 31 (4:22) (Shotgun) M.Willis pass incomplete deep left to K.Philips.

Penalty on TEN-D.Radunz, Illegal Formation, declined.

4-10-TB 31 (4:17) R.Bullock 49 yard field goal is GOOD, Center-M.Cox, Holder-R.Stonehouse.

TB 0 TEN 6, 4 plays, 0 yards, 0:57 drive, 10:46 elapsed

R.Bullock kicks 66 yards from TEN 35 to TB -1. R.White to TB 32 for 33 yards (J.Chestnut).

## Tampa Bay Buccaneers at 4:14, (1st play from scrimmage 4:07)

1-10-TB 32 (4:07) (Shotgun) R.White left guard to TB 35 for 3 yards (D.Anenih).

2-7-TB 35 (3:26) (Shotgun) K.Trask pass short left to K.Geiger to TB 36 for 1 yard (J.Jones).

3-6-TB 36 (2:46) (Shotgun) K.Trask pass short middle to S.Miller to TEN 49 for 15 yards (S.Brown). P3

1-10-TEN 49 (2:12) R.White up the middle to TEN 47 for 2 yards (J.Gibbens; D.Hand).

## Two-Minute Warning

2-8-TEN 47 (2:00) (Shotgun) R.White up the middle to TEN 40 for 7 yards (S.Brown).

PENALTY on TB-L.Goedeker, Offensive Holding, 10 yards, enforced at TEN 42.

2-13-TB 48 (1:52) (Shotgun) K.Trask sacked at TB 44 for -4 yards (D.Hand).

Timeout #1 by TEN at 01:47.

**Tampa Bay Buccaneers vs Tennessee Titans at Nissan Stadium**

3-17-TB 44 (1:47) (Shotgun) K.Trask pass short right intended for J.Darden INTERCEPTED by J.Jones (R.Weaver) [R.Weaver] at TEN 43. J.Jones to TB 19 for 38 yards (K.Geiger).

**Tennessee Titans at 1:35**

1-10-TB 19 (1:35) H.Haskins right guard to TB 17 for 2 yards (D.Senat; C.Nassib).

2-8-TB 17 (1:02) (No Huddle, Shotgun) M.Willis pass short left to H.Haskins pushed ob at TB 8 for 9 yards (J.Russell). P7

1-8-TB 8 (:35) H.Haskins left tackle to TB 6 for 2 yards (P.O'Connor).

Timeout #2 by TEN at 00:32.

2-6-TB 6 (:32) (Shotgun) M.Willis pass short middle to C.Okonkwo for 6 yards, TOUCHDOWN. P8

R.Bullock extra point is GOOD, Center-M.Cox, Holder-R.Stonehouse.

<b>TB 0 TEN 13, 4 plays, 19 yards, 1:09 drive, 14:34 elapsed</b>
--

R.Bullock kicks 65 yards from TEN 35 to end zone, Touchback.

**Tampa Bay Buccaneers at 0:26**

1-10-TB 25 (:26) (Shotgun) R.White right end to TB 34 for 9 yards (C.Farley, J.Kalu).

**END OF QUARTER**

	Score	Time Poss	First Downs				Efficiencies	
			R	P	X	T	3 Down	4 Down
<b>Tampa Bay Buccaneers</b>	<b>0</b>	<b>5:42</b>	<b>0</b>	<b>2</b>	<b>0</b>	<b>2</b>	<b>1/3</b>	<b>0/0</b>
<b>Tennessee Titans</b>	<b>13</b>	<b>9:18</b>	<b>3</b>	<b>4</b>	<b>0</b>	<b>7</b>	<b>1/3</b>	<b>0/1</b>

## Third Quarter

8/20/2022

## Play By Play

TEN elects to Receive, and TB elects to defend the North goal.

J.Camarda kicks 66 yards from TB 35 to TEN -1. R.McMath to TEN 22 for 23 yards (C.Otton; K.Kieft).

**Tennessee Titans at 15:00, (1st play from scrimmage 14:53)**

1-10-TEN 22 (14:53) M.Willis pass short right to D.Fitzpatrick to TEN 33 for 11 yards (K.McMichael). P9

1-10-TEN 33 (14:19) J.Chestnut up the middle to TEN 37 for 4 yards (D.Senat).

2-6-TEN 37 (13:45) (Shotgun) M.Willis pass incomplete short left to M.Kinsey.

3-6-TEN 37 (13:41) (Shotgun) M.Willis sacked at TEN 32 for -5 yards (sack split by O.Fatukasi and J.Young).

4-11-TEN 32 (13:00) R.Stonehouse punts 68 yards to end zone, Center-M.Cox, Touchback.

**Tampa Bay Buccaneers at 12:50**

1-10-TB 20 (12:50) K.Vaughn up the middle to TB 24 for 4 yards (N.Jones).

2-6-TB 24 (12:15) K.Vaughn right tackle to TB 27 for 3 yards (T.Avery).

3-3-TB 27 (11:27) (Shotgun) K.Trask pass short right to D.Thompkins to TB 31 for 4 yards (T.Avery). P4

1-10-TB 31 (10:49) K.Vaughn up the middle to TB 48 for 17 yards (S.Brown; J.Kalu). R5

1-10-TB 48 (10:06) K.Vaughn right tackle to TB 47 for -1 yards (C.Campbell).

Timeout #1 by TB at 09:17.

2-11-TB 47 (9:17) (Shotgun) K.Trask pass deep right to D.Thompkins ran ob at TEN 19 for 34 yards. P6

1-10-TEN 19 (8:54) K.Vaughn up the middle to TEN 19 for no gain (L.Murchison, N.Jones).

2-10-TEN 19 (8:15) (Shotgun) K.Trask pass incomplete deep middle to K.Geiger (T.Avery). TEN-J.Kalu was injured during the play. His return is Questionable.

3-10-TEN 19 (8:09) (Shotgun) K.Trask sacked at TEN 27 for -8 yards (O.Adeniyi). FUMBLES (O.Adeniyi), touched at TEN 33, and recovers at TEN 40.

*Penalty on TB-B.Walton, Offensive Holding, declined.*

4-31-TEN 40 (7:35) J.Camarda punts 40 yards to end zone, Center-Z.Triner, Touchback.

*PENALTY on TB-R.Robinson, Illegal Touch Kick, 5 yards, enforced at TEN 20.*

**Tennessee Titans at 7:26**

1-10-TEN 25 (7:26) L.Woodside pass short right to R.Roberson to TEN 41 for 16 yards (D.Delaney; K.McMichael). P10

1-10-TEN 41 (6:44) J.Chestnut right end to TEN 44 for 3 yards (P.O'Connor).

2-7-TEN 44 (6:06) L.Woodside pass incomplete short right [J.Russell].

3-7-TEN 44 (5:58) (Shotgun) L.Woodside pass short left to R.Roberson to TEN 47 for 3 yards (D.Delaney, D.Gardner).

4-4-TEN 47 (5:17) R.Stonehouse punts 53 yards to end zone, Center-M.Cox, Touchback.

**Tampa Bay Buccaneers at 5:09**

1-10-TB 20 (5:09) K.Vaughn left end to TB 30 for 10 yards (J.Jones). R7

1-10-TB 30 (4:27) K.Vaughn left end to TB 33 for 3 yards (D.Anenih). X8

*PENALTY on TEN-D.Anenih, Face Mask, 15 yards, enforced at TB 33.*

1-10-TB 48 (4:08) K.Trask pass incomplete deep left to J.Sterns (A.Colbert).

2-10-TB 48 (4:02) (Shotgun) K.Vaughn left end pushed ob at TEN 38 for 14 yards (A.Colbert). R9

1-10-TEN 38 (3:40) K.Vaughn left guard to TEN 37 for 1 yard (A.Colbert). TB-A.Stinnie was injured during the play. His return is Questionable.

2-9-TEN 37 (3:16) (Shotgun) K.Vaughn left guard to TEN 34 for 3 yards (N.Jones).

3-6-TEN 34 (2:30) (Shotgun) K.Trask pass incomplete deep right to K.Geiger.

4-6-TEN 34 (2:25) **R.Succop 52 yard field goal is GOOD, Center-Z.Triner, Holder-J.Camarda.**

<b>TB 3 TEN 13, 8 plays, 46 yards, 1 penalty, 2:49 drive, 12:40 elapsed</b>
---

J.Borregales kicks 65 yards from TB 35 to TEN 0. T.Godwin to TEN 23 for 23 yards (J.Russell).

**Tennessee Titans at 2:20, (1st play from scrimmage 2:12)**

1-10-TEN 23 (2:12) H.Haskins right tackle to TEN 25 for 2 yards (O.Fatukasi).

2-8-TEN 25 (1:33) (Shotgun) L.Woodside pass short left to T.Burks pushed ob at TEN 29 for 4 yards (D.Delaney).

3-4-TEN 29 (:52) (Shotgun) L.Woodside pass short right to R.Roberson to TEN 38 for 9 yards (J.Russell). P11

1-10-TEN 38 (:13) H.Haskins left guard to TEN 43 for 5 yards (P.O'Connor).

**END OF QUARTER**

	Score	Time Poss	First Downs				Efficiencies	
			R	P	X	T	3 Down	4 Down
<b>Tampa Bay Buccaneers</b>	<b>3</b>	<b>8:13</b>	<b>3</b>	<b>2</b>	<b>1</b>	<b>6</b>	<b>1/3</b>	<b>0/0</b>
<b>Tennessee Titans</b>	<b>13</b>	<b>6:47</b>	<b>0</b>	<b>3</b>	<b>0</b>	<b>3</b>	<b>1/3</b>	<b>0/0</b>

# Fourth Quarter

**Play By Play**

Tennessee Titans continued.

2-5-TEN 43 (15:00) L.Woodside pass deep left intended for T.Burks INTERCEPTED by D.Gardner [W.Previlon] at TB 20. D.Gardner to TB 20 for no gain (T.Burks).

**Tampa Bay Buccaneers at 14:49**

1-10-TB 20 (14:49) P.Laird right guard to TB 20 for no gain (S.Brown, J.Jones).  
 2-10-TB 20 (14:12) (Shotgun) K.Trask pass short right to P.Laird to TB 21 for 1 yard (T.Gillespie).  
 3-9-TB 21 (13:27) (Shotgun) K.Trask pass incomplete deep right to J.Sterns (A.Colbert).  
 4-9-TB 21 (13:21) J.Camarda punts 44 yards to TEN 35, Center-Z.Triner. T.Godwin to TEN 36 for 1 yard (N.Turner, K.Kieft).

**Tennessee Titans at 13:08**

1-10-TEN 36 (13:08) H.Haskins left tackle to TEN 36 for no gain (D.Senat, E.Ponder).  
*PENALTY on TEN-W.Wright, Illegal Use of Hands, 10 yards, enforced at TEN 36 - No Play.*  
 1-20-TEN 26 (12:37) L.Woodside pass short middle to R.Roberson to TEN 45 for 19 yards (R.Robinson, O.Fatukasi).  
 2-1-TEN 45 (12:01) J.Chestnut left tackle to TEN 45 for no gain (E.Ponder, J.Russell).  
 3-1-TEN 45 (11:42) (No Huddle) J.Chestnut left end to TB 29 for 26 yards (T.Warner).  
*PENALTY on TEN-J.McKenzie, Offensive Holding, 10 yards, enforced at TEN 45 - No Play.*  
*Penalty on TEN-T.Burks, Offensive Holding, declined.*  
 3-11-TEN 35 (11:15) (Shotgun) L.Woodside pass short middle to J.Chestnut to TEN 41 for 6 yards (J.Russell).  
 4-5-TEN 41 (10:32) (Punt formation) R.Stonehouse FUMBLES (Aborted) at TEN 27, and recovers at TEN 26. R.Stonehouse pushed ob at 50 for 24 yards (K.Vaughn) R12  
1-10-50 (9:56) H.Haskins up the middle to TB 49 for 1 yard (P.O'Connor, J.Russell).  
 2-9-TB 49 (9:18) L.Woodside scrambles right end pushed ob at TB 46 for 3 yards (O.Fatukasi).  
 3-6-TB 46 (8:43) (Shotgun) *PENALTY on TEN-A.Rupcich, False Start, 5 yards, enforced at TB 46 - No Play.*  
 3-11-TEN 49 (8:43) (Shotgun) L.Woodside pass short right to H.Haskins to TEN 48 for -1 yards (O.Fatukasi).  
 4-12-TEN 48 (7:59) R.Stonehouse punts 38 yards to TB 14, Center-M.Cox, fair catch by D.Thompkins.

**Tampa Bay Buccaneers at 7:51**

1-10-TB 14 (7:51) (Shotgun) K.Trask pass short middle to J.Sterns to TB 20 for 6 yards (C.Campbell; J.Gibbens).  
 2-4-TB 20 (7:28) (No Huddle, Shotgun) K.Trask pass incomplete short right to B.Howard (T.Gillespie).  
 3-4-TB 20 (7:23) (Shotgun) K.Trask pass incomplete short right to K.Geiger.  
 4-4-TB 20 (7:19) J.Camarda punts 65 yards to TEN 15, Center-Z.Triner. T.Godwin to TEN 36 for 21 yards (Z.Triner, B.Howard).

**Tennessee Titans at 7:04**

1-10-TEN 36 (7:04) (Shotgun) L.Woodside pass incomplete deep right to R.Roberson [W.Previlon]. R13  
 2-10-TEN 36 (6:58) J.Chestnut left end to TEN 48 for 12 yards (J.Russell).  
1-10-TEN 48 (6:20) (Shotgun) L.Woodside scrambles left end to 50 for 2 yards (A.Anthony).  
 2-8-50 (5:39) H.Haskins left tackle to TB 47 for 3 yards (B.Potoa'e, D.Senat).  
 3-5-TB 47 (4:59) (Shotgun) L.Woodside scrambles up the middle to TB 41 for 6 yards (J.Russell). R14  
1-10-TB 41 (4:13) H.Haskins right guard to TB 39 for 2 yards (C.Cooper; O.Fatukasi).  
 2-8-TB 39 (3:30) J.Chestnut left tackle pushed ob at TB 36 for 3 yards (K.Britt).  
 3-5-TB 36 (3:24) L.Woodside sacked at TB 43 for -7 yards (A.Anthony).  
 4-12-TB 43 (2:24) R.Stonehouse punts 29 yards to TB 14, Center-M.Cox, out of bounds.

**Tampa Bay Buccaneers at 2:14**

1-10-TB 14 (2:14) (Shotgun) K.Trask pass short middle to J.Sterns to TB 21 for 7 yards (J.Jones).

Two-Minute Warning

2-3-TB 21 (2:00) (Shotgun) K.Trask pass incomplete short right to V.Smith (T.Swilling).  
 3-3-TB 21 (1:55) (Shotgun) K.Trask sacked at TB 13 for -8 yards (D.Anenih). FUMBLES (D.Anenih), and recovers at TB 15.  
 4-9-TB 15 (1:25) K.Trask pass incomplete short right to J.Howland.

**Tennessee Titans at 1:21**

1-10-TB 14 (1:21) L.Woodside pass incomplete short right to J.Chestnut.  
 2-10-TB 14 (1:17) J.Chestnut up the middle to TB 13 for 1 yard (J.Young).  
 3-9-TB 13 (:31) L.Woodside kneels to TB 14 for -1 yards.

**END OF QUARTER**

	Score	Time Poss	First Downs				Efficiencies	
			R	P	X	T	3 Down	4 Down
<b>Tampa Bay Buccaneers</b>	<b>3</b>	<b>3:21</b>	<b>0</b>	<b>0</b>	<b>0</b>	<b>0</b>	<b>0/3</b>	<b>0/1</b>
<b>Tennessee Titans</b>	<b>13</b>	<b>11:39</b>	<b>3</b>	<b>0</b>	<b>0</b>	<b>3</b>	<b>1/5</b>	<b>1/1</b>

# Miscellaneous Statistics Report

Tampa Bay Buccaneers vs Tennessee Titans  
8/20/2022 at Nissan Stadium

## Ten Longest Plays for Tampa Bay Buccaneers

Yards	Qtr	Play Start	Play Description
34	3	2-11-TB 47	(9:17) (Shotgun) K.Trask pass deep right to D.Thompkins ran ob at TEN 19 for 34 yards.
18	3	1-10-TB 30	(4:27) K.Vaughn left end to TB 33 for 3 yards (D.Anenih). PENALTY on TEN-D.Anenih, Face Mask, 15 yards, enforced at TB 33.
17	2	2-10-TB 39	(14:49) (Shotgun) K.Trask pass deep right to T.Johnson to TEN 44 for 17 yards (C.Farley).
17	3	1-10-TB 31	(10:49) K.Vaughn up the middle to TB 48 for 17 yards (S.Brown; J.Kalu).
15	2	3-6-TB 36	(2:46) (Shotgun) K.Trask pass short middle to S.Miller to TEN 49 for 15 yards (S.Brown).
14	3	2-10-TB 48	(4:02) (Shotgun) K.Vaughn left end pushed ob at TEN 38 for 14 yards (A.Colbert).
10	1	1-10-TB 21	(14:55) L.Fournette right tackle to TB 31 for 10 yards (A.Hooker, J.Kalu).
10	3	1-10-TB 20	(5:09) K.Vaughn left end to TB 30 for 10 yards (J.Jones).
9	2	1-10-TB 25	(:26) (Shotgun) R.White right end to TB 34 for 9 yards (C.Farley, J.Kalu).
7	1	2-11-TB 48	(10:22) (Shotgun) B.Gabbert pass short middle to T.Johnson to TEN 45 for 7 yards (C.Campbell, J.Gibbens).

## Ten Longest Plays for Tennessee Titans

Yards	Qtr	Play Start	Play Description
24	2	1-10-TB 45	(8:30) M.Willis scrambles right end pushed ob at TB 21 for 24 yards (L.Hall).
21	1	1-10-TEN 26	(12:46) M.Willis pass short middle to N.Westbrook-Ikhine to TEN 47 for 21 yards (S.Murphy-Bunting; M.Edwards).
19	4	1-20-TEN 26	(12:37) L.Woodside pass short middle to R.Roberson to TEN 45 for 19 yards (R.Robinson, O.Fatukasi).
18	2	2-11-TEN 7	(12:26) (Shotgun) M.Willis pass short right to D.Fitzpatrick to TEN 25 for 18 yards (C.Cooper).
16	3	1-10-TEN 25	(7:26) L.Woodside pass short right to R.Roberson to TEN 41 for 16 yards (D.Delaney; K.McMichael).
12	4	2-10-TEN 36	(6:58) J.Chestnut left end to TEN 48 for 12 yards (J.Russell).
11	2	3-5-TEN 44	(9:07) (Shotgun) M.Willis pass short right to K.Philips ran ob at TB 45 for 11 yards.
11	3	1-10-TEN 22	(14:53) M.Willis pass short right to D.Fitzpatrick to TEN 33 for 11 yards (K.McMichael).
10	2	2-15-TEN 34	(9:46) (Shotgun) M.Willis left end to TEN 44 for 10 yards (A.Nelson).
10	2	1-10-TB 21	(7:50) H.Haskins left guard to TB 11 for 10 yards (J.Young).

## Touchdown Scoring Information

		Offense	Defense	Special Teams
<b>VISITOR</b>	Tampa Bay Buccaneers	0	0	0
<b>HOME</b>	Tennessee Titans	1	0	0

## Player Scoring Information

Club	Player	TD	Rush TD	Rec TD	KO TD	Punt TD	Int TD	Fum TD	Misc TD	FG	XP	2Pt Rush	2Pt Rec	Sfty	Points
TB	R.Succop	0	0	0	0	0	0	0	0	1	0	0	0	0	3
TEN	R.Bullock	0	0	0	0	0	0	0	0	2	1	0	0	0	7
TEN	C.Okonkwo	0	0	1	0	0	0	0	0	0	0	0	0	0	6

## Possession Detail

	First Half		Second Half		Game	
	Visitor	Home	Visitor	Home	Visitor	Home
Largest Lead	0	13	0	10	0	13
Drives Leading	0	2	0	6	0	8
Time of Possession Leading	0:00	2:06	0:00	18:26	0:00	20:32
Largest Deficit	-13	0	-10	0	-13	0
Drives Trailing	3	0	5	0	8	0
Time of Possession Trailing	3:52	0:00	11:34	0:00	15:26	0:00
Times Score Tied Up		0		0		0
Lead Changes		1		0		1

# Playtime Percentage

Percent of playtime per player on offense, defense and special teams (Unofficial)

Tampa Bay Buccaneers					Tennessee Titans								
		Offense	Defense	Special Teams			Offense	Defense	Special Teams				
K Trask	QB	48	86%		X Newman-Johnson	G	44	67%	2	8%			
J Wells	T	46	82%		M Willis	QB	38	58%					
F Johnson	T	46	82%		T Burks	WR	37	56%					
A Stinnie	G	44	79%		D Wells	TE	34	52%	3	12%			
N Leverett	G	37	66%		J Roos	G	34	52%	3	12%			
K Geiger	WR	35	62%	8	33%	J McKenzie	T	34	52%	2	8%		
L Goedeke	G	30	54%	1	4%	C Levin	C	34	52%	2	8%		
D Thompkins	WR	27	48%	5	21%	N Petit-Frere	T	34	52%	1	4%		
J Darden	WR	27	48%	2	8%	H Haskins	RB	33	50%	12	50%		
C Otton	TE	26	46%	13	54%	H Howerton	G	32	48%	2	8%		
B Walton	T	26	46%	1	4%	W Wright	G	32	48%	1	4%		
J Sterns	WR	25	45%			L Woodside	QB	28	42%				
S Miller	WR	22	39%	4	17%	C DiLauro	T	27	41%				
R White	RB	19	34%	8	33%	J Chestnut	RB	26	39%	15	62%		
R Hainsey	T	19	34%			D Radunz	T	26	39%	1	4%		
T Johnson	WR	17	30%	2	8%	R Roberson	WR	26	39%	1	4%		
K Vaughn	RB	16	29%	8	33%	C Okonkwo	TE	25	38%	11	46%		
K Kieft	TE	15	27%	6	25%	K Philips	WR	22	33%	4	17%		
K Rudolph	TE	14	25%			D Fitzpatrick	WR	19	29%	12	50%		
J Molchon	G	12	21%	1	4%	A Rupcich	T	19	29%	2	8%		
L Fournette	RB	11	20%			T Odukoya	TE	18	27%				
P Laird	RB	10	18%	5	21%	C Hollister	WR	17	26%	10	42%		
S Hutcherson	G	10	18%	1	4%	R McMath	WR	14	21%	7	29%		
D Cook	T	10	18%	1	4%	M Kinsey	WR	14	21%				
J Howland	TE	8	14%	4	17%	T Godwin	WR	12	18%	4	17%		
B Gabbert	QB	8	14%			T Carter	TE	10	15%	12	50%		
B Howard	WR	4	7%	8	33%	A Brewer	C	8	12%	2	8%		
V Smith	WR	4	7%	5	21%	G Swaim	TE	7	11%	1	4%		
O Fatukasi	LB		54	82%	13	54%	A Hooper	TE	6	9%	2	8%	
J Russell	LB		43	65%	14	58%	N Westbrook-Ikhine	WR	6	9%	2	8%	
N Turner	DB		43	65%	12	50%	T Lewan	T	6	9%	1	4%	
R Robinson	CB		38	58%	11	46%	D Hilliard	RB	4	6%	4	17%	
K Britt	LB		35	53%	11	46%	J Gibbens	LB		48	86%	9	38%
T Warner	DB		34	52%	10	42%	L Johnson	CB		38	68%	7	29%
C Cooper	SS		33	50%	8	33%	J Kalu	CB		38	68%	4	17%
D Gardner	DB		32	48%	8	33%	S Brown	CB		36	64%	4	17%
W Previlon	DT		32	48%	1	4%	G Mabin	CB		34	61%	7	29%
D Delaney	CB		31	47%	13	54%	D Anenih	DE		34	61%	1	4%
E Ponder	LB		31	47%	1	4%	C Campbell	LB		32	57%	16	67%
J Young	LB		29	44%	14	58%	J Jones	LB		31	55%	14	58%
B Potoa'e	DE		29	44%	1	4%	R Weaver	LB		27	48%	10	42%
D Senat	DT		28	42%			C Farley	CB		27	48%	5	21%
K McMichael	DB		27	41%	7	29%	T Avery	DB		26	46%	5	21%
A Anthony	LB		24	36%	10	42%	N Jones	DT		25	45%	1	4%
P O'Connor	DE		21	32%	11	46%							

L Hall	DE	20	30%	2	8%	O Adeniyi	LB	22	39%	6	25%
M Greene	DT	18	27%	13	54%	J Lawler	LB	21	38%	4	17%
A Nelson	LB	17	26%			D Hand	DE	20	36%		
C Nassib	DE	16	24%	2	8%	R McCreary	DB	19	34%	3	12%
J Tryon	LB	15	23%			A Colbert	FS	18	32%	9	38%
J Dean	CB	15	23%			J Peevy	DT	18	32%		
L Ryan	FS	15	23%			L Murchison	DT	17	30%	1	4%
M Edwards	FS	15	23%			D Walker	DE	15	27%		
S Murphy-Bunting	CB	15	23%			T Tart	DT	13	23%	1	4%
R Nunez-Roches	DT	9	14%			S Okuayinonu	DE	10	18%	4	17%
W Gholston	DE	7	11%			T Swilling	DB	10	18%	4	17%
J Camarda	P			9	38%	T Gillespie	SS	10	18%	1	4%
Z Triner	LS			8	33%	K Fulton	CB	8	14%	2	8%
R Succop	K			1	4%	A Hooker	FS	8	14%		
J Borregales	K			1	4%	B Dupree	LB	8	14%		
						K Strong	DE	3	5%		
						M Cox	LS			10	42%
						R Stonehouse	P			8	33%
						R Bullock	K			7	29%
						B Kern	P			2	8%



# TITANS

2	Robert WOODS	WR
3	Caleb FARLEY	CB
4	Ryan STONEHOUSE	P
5	Logan WOODSIDE	QB
6	Brett KERN	P
7	Malik WILLIS	QB
8	Cody HOLLISTER	WR
10	Dez FITZPATRICK	WR
11	Caleb SHUDAK	K
12	Mason KINSEY	WR
13	Racey McMATH	WR
14	Randy BULLOCK	K
15	Nick WESTBROOK-IKHINE	WR
16	Treyton BURKS	WR
17	Ryan TANNEHILL	QB
18	Kyle PHILIPS	WR
20	Tre SWILLING	CB
21	Roger McCREARY	CB
22	Derrick HENRY	RB
23d	Tre AVERY	CB
23o	Trenton CANNON	RB
24	Elijah MOLDEN	CB
25d	Tyree GILLESPIE	S
25o	Hassan HASKINS	RB
26	Kristian FULTON	CB
28	Joshua KALU	DB
29	Theo JACKSON	S
30	Greg MABIN	CB
31	Kevin BYARD	S
32	Adrian COLBERT	S
33	A.J. MOORE JR.	S
35	Chris JACKSON	DB
36d	Shyheim CARTER	DB
36o	Julius CHESTNUT	RB
37	Amani HOOKER	S
38	Shakur BROWN	CB
39	Lonnie JOHNSON JR.	DB
40	Dontrell HILLIARD	RB
41	Zach CUNNINGHAM	LB
42	Joe JONES	LB
44	Tory CARTER	FB
45	Chance CAMPBELL	LB
46	Morgan COX	LS
48	Bud DUPREE	OLB
49	Thomas ODUKOYA	TE
50	Jack GIBBENS	LB
51	David LONG JR.	LB
53	Dylan COLE	LB
54	David ANENIH	OLB
55	Aaron BREWER	G/C
56	Monty RICE	LB
57	Justin LAWLER	OLB
58	Harold LANDRY III	OLB
60	Ben JONES	C
61	Hayden HOWERTON	G
62	Corey LEVIN	C/G
64	Nate DAVIS	G
67	Xavier NEWMAN	C/G
68d	Sam OKUAYINONU	DT
68o	Willie WRIGHT	C/G
69	Christian DILAURO	T
70	Jordan ROOS	G
71	Jalen MCKENZIE	T
72	Jayden PEEVY	DE
73	Jamarco JONES	OL
75	Dillon RADUNZ	OL
76	Andrew RUPCICH	T
77	Taylor LEWAN	T
78	Nicholas PETIT-FRERE	OL
80	Terry GODWIN	WR
81	Austin HOOPER	TE
83	David WELLS	TE
85	Chig OKONKWO	TE
87	Geoff SWAIM	TE
88	Reggie ROBERSON JR.	WR
89	Tommy HUDSON	TE
90	Naquan JONES	DT
91	Larrell MURCHISON	DL
92	Ola ADENIYI	OLB
93	Teair TART	DT
94	Da'Shawn HAND	DE
95	DeMarcus WALKER	DL
96	Denico AUTRY	DL
97	Kevin STRONG	DE
98	Jeffery SIMMONS	DT
99	Rashad WEAVER	OLB



# TENNESSEE TITANS (0-1) vs. TAMPA BAY BUCCANEERS (0-1)

## Saturday, August 20, 2022, 6:00 p.m. – Nissan Stadium, Nashville, Tenn.



### TITANS OFFENSE

<b>WR</b>	15 Nick Westbrook-Ikhine	16 <u>Treyton Burks</u>	13 Racey McMath	8 Cody Hollister	88 Reggie Roberson Jr.
<b>TE</b>	81 Austin Hooper	85 <u>Chig Okonkwo</u>	83 David Wells		
<b>LT</b>	77 Taylor Lewan	69 Christian DiLauro	71 <u>Jalen McKenzie</u>		
<b>LG</b>	55 Aaron Brewer / 73 Jamarco Jones	67 <u>Xavier Newman</u>			
<b>C</b>	60 Ben Jones	62 Corey Levin	61 <u>Hayden Howerton</u>	68 Willie Wright	
<b>RG</b>	64 Nate Davis	70 Jordan Roos	76 <u>Andrew Rupcich</u>		
<b>RT</b>	75 Dillon Radunz / 78 <u>Nicholas Petit-Frere</u>	49 <u>Thomas Odukoya</u>			
<b>TE</b>	87 Geoff Swaim	89 Tommy Hudson	12 Mason Kinsey		80 Terry Godwin
<b>WR</b>	2 Robert Woods	18 <u>Kyle Philips</u>	10 Dez Fitzpatrick		
<b>QB</b>	17 Ryan Tannehill	5 Logan Woodside	7 <u>Malik Willis</u>		
<b>RB</b>	22 Derrick Henry	40 Dontrell Hilliard	44 Tory Carter (FB)	23 Trenton Cannon	
			25 <u>Hassan Haskins</u>	36 <u>Julius Chestnut</u>	

### TITANS DEFENSE

<b>DE</b>	96 Denico Autry	95 DeMarcus Walker	94 Da'Shawn Hand	91 Larrell Murchison	
<b>NT</b>	93 Teair Tart	90 Naquan Jones	72 <u>Jayden Peevy</u>		
<b>DT</b>	98 Jeffery Simmons	97 Kevin Strong	68 <u>Sam Okuayinonu</u>		
<b>OLB</b>	48 Bud Dupree	99 Rashad Weaver			
<b>ILB</b>	51 David Long Jr.	45 <u>Chance Campbell</u>	(56 Monty Rice)	50 Jack Gibbens	
<b>ILB</b>	41 Zach Cunningham	53 Dylan Cole	42 Joe Jones		
<b>OLB</b>	58 Harold Landry III	92 Ola Adeniyi	57 Justin Lawler		54 <u>David Anenih</u>
<b>CB</b>	3 Caleb Farley / 21 <u>Roger McCreary</u>	30 Greg Mabin		36 Shyheim Carter	
				20 <u>Tre Swilling</u>	
<b>S</b>	31 Kevin Byard	33 A.J. Moore	28 Joshua Kalu	25 Tyree Gillespie	
<b>S</b>	37 Amani Hooker	29 <u>Theo Jackson</u>	32 Adrian Colbert	39 Lonnie Johnson Jr.	
<b>CB</b>	26 Kristian Fulton	24 Elijah Molden	35 Chris Jackson	38 Shakur Brown	
				23 <u>Tre Avery</u>	

### BUCCANEERS DEFENSE

<b>DL</b>	96 Akiem Hicks	79 Pat O'Connor	71 <u>Mike Greene</u>		
<b>NT</b>	50 Vita Vea	56 Rakeem Nunez-Roches	95 Deadrin Senat		
<b>DL</b>	92 William Gholston	90 <u>Logan Hall</u>	91 Benning Potoa'e	94 Willington Previlon	
<b>OLB</b>	9 Joe Tryon-Shoyinka	93 Carl Nassib	49 Cam Gill	57 <u>Jordan Young</u>	
<b>ILB</b>	45 Devin White	52 K.J. Britt	53 <u>Olakunle Fatukasi</u>		
<b>ILB</b>	54 Lavonte David	48 Grant Stuard	51 <u>J.J. Russell</u>		
<b>OLB</b>	58 Shaquil Barrett	98 Anthony Nelson	44 Elijah Ponder	46 <u>Andre Anthony</u>	
<b>CB</b>	23 Sean Murphy-Bunting	35 Jamel Dean	30 Dee Delaney	37 <u>Kyler McMichael</u>	
<b>CB</b>	24 Carlton Davis III	27 <u>Zyon McCollum</u>	28 Rashard Robinson	36 <u>Don Gardner</u>	
<b>S</b>	31 Antoine Winfield Jr.	26 Logan Ryan	33 Troy Warner		
<b>S</b>	32 Mike Edwards	22 Keanu Neal	39 Chris Cooper	34 <u>Nolan Turner</u>	

### BUCCANEERS OFFENSE

<b>WR</b>	13 Mike Evans	85 Julio Jones	16 Breshad Perriman	81 Vyncint Smith
<b>WR</b>	14 Chris Godwin	18 Tyler Johnson	15 Cyril Grayson Jr.	83 <u>Deven Thompkins</u>
<b>LT</b>	76 Donovan Smith	72 Josh Wells		
<b>LG</b>	64 Aaron Stinnie	67 <u>Luke Goedeke</u>	61 Sadarius Hutcherson	
<b>C</b>	66 Ryan Jensen	70 Robert Hainsey	75 John Molchon	
<b>RG</b>	69 Shaq Mason	60 Nick Leverett	73 Brandon Walton	
<b>RT</b>	78 Tristan Wirfs	74 Fred Johnson	65 <u>Dylan Cook</u>	
<b>TE</b>	84 Cameron Brate	8 Kyle Rudolph	88 <u>Cade Otton</u>	41 <u>Ko Kieft</u>
			82 <u>JJ Howland</u>	86 Bug Howard
<b>WR</b>	17 Russell Gage Jr.	10 Scotty Miller	1 Jaelon Darden	9 <u>Jerreth Sterns</u>
				80 <u>Kaylon Geiger Sr.</u>
<b>QB</b>	12 Tom Brady	11 Blaine Gabbert	2 Kyle Trask	4 Ryan Griffin
<b>RB</b>	7 Leonard Fournette	21 Ke'Shawn Vaughn	25 Giovanni Bernard	29 <u>Rachaad White</u>
				43 Patrick Laird

### TITANS SPECIALISTS

<b>K</b>	14 Randy Bullock	(11 <u>Caleb Shudak</u> )		
<b>KO</b>	14 Randy Bullock	(11 <u>Caleb Shudak</u> )		
<b>P</b>	6 Brett Kern	4 <u>Ryan Stonehouse</u>		
<b>H</b>	6 Brett Kern	4 <u>Ryan Stonehouse</u>	5 Logan Woodside	
<b>PR</b>	18 <u>Kyle Philips</u>	12 Mason Kinsey	88 <u>Reggie Roberson Jr.</u>	
<b>KOR</b>	40 Dontrell Hilliard	23 Trenton Cannon	12 Mason Kinsey	
<b>LS</b>	46 Morgan Cox	60 Ben Jones		

### BUCCANEERS SPECIALISTS

<b>K</b>	3 Ryan Succop	19 Jose Borregales		
<b>KO</b>	5 <u>Jake Camarda</u>	19 Jose Borregales		
<b>P</b>	5 <u>Jake Camarda</u>			
<b>H</b>	5 <u>Jake Camarda</u>			
<b>PR</b>	1 Jaelon Darden	25 Giovanni Bernard	83 <u>Deven Thompkins</u>	
<b>KOR</b>	1 Jaelon Darden	25 Giovanni Bernard	83 <u>Deven Thompkins</u>	29 <u>Rachaad White</u>
<b>LS</b>	97 Zach Triner			

Rookies are underlined; ( ) - PUP list

### PRONUNCIATIONS

TITANS		BUCCANEERS	
OLA ADENIYI . . . . .OH-lah ah-DAY-nee	SHYHEIM Carter . . . . .shah-HEEM	William GHOLSTON . . . . .GOAL-ston	Willington PREVILON . . . . .PREV-il-ahn
David ANENIH. . . . .ah-NIH-knee	Taylor LEWAN. . . . .leh-WAHN	Luke GOEDEKE . . . . .GET-a-key	DEADRIN SENAT. . . . .DEE-drin suh-not
SHAKUR Brown . . . . .shuh-CORE	XAVIER Newman . . . . .ZAY-vee-er	John MOLCHON. . . . .mole-shawn	Ryan SUCCOP . . . . .Suck-up
Randy BULLOCK . . . . .BULL-luck	Ryan TANNEHILL . . . . .TAN-uh-hill	Rakeem NUÑEZ-ROCHES. . . . .Zach TRINER . . . . .Trin-ner	
TREYTON Burks . . . . .TRAY-lin	Chig OKONKWO. . . . .oh-KAHN-kwoh		
Kevin BYARD . . . . .BY-urd	Sam OKUAYINONU . . . . .oh-KWAHN-new	. . . . .ola-kun-lay fah-tu-kah-see	. . . . .NOON-yez RO-ches
Joshua KALU . . . . .kuh-LOO	Nicholas PETIT-FRERE . . . . .puh-TEET FRAIR	Leonard FOURNETTE . . . . .four-net	Benning POTOA'E . . . . .po-to-AH-E

### TITANS COACHES

**HEAD COACH: MIKE VRABEL**  
SHANE BOWEN (defensive coordinator), TODD DOWNING (offensive coordinator), CRAIG AUKERMAN (special teams), BRIAN BELL (sports performance coordinator), CHASE BLACKBURN (assistant special teams), SCOTT BOOKER (safeties), KYLAN BUTLER (offensive assistant), KEITH CARTER (offensive line), RYAN CROW (outside linebackers), TONY DEWS (running backs), ERIK FRAZIER (offensive skill assistant), JASON HOUGHTALING (offensive line assistant), TIM KELLY (passing game coordinator), BOBBY KING (inside linebackers), ZAK KUHR (inside linebackers assistant), CLINTON McMILLAN (defensive line assistant), ANTHONY MIDGET (secondary), ROB MOORE (wide receivers), PAT OHARA (quarterbacks), FRANK PIRAINO (director of sports performance), TYLER ROUSE (sports performance assistant), JIM SCHWARTZ (senior defensive assistant), LUKE STECKEL (tight ends), JOHN STREICHER (coordinator of football development), MIKE SULLIVAN (assistant offensive line), TERRELL WILLIAMS (defensive line)

### TONIGHT'S OFFICIALS

Referee..... Land Clark (130)  
Umpire..... Paul King (121)  
Down Judge..... Tom Stephan (68)  
Line Judge..... Brian Bolinger (40)  
Field Judge..... Michael Banks (72)  
Side Judge..... Dominique Pender (114)  
Back Judge..... Greg Meyer (78)  
Replay Official..... Randy Campbell

### BUCCANEERS COACHES

**HEAD COACH: TODD BOWLES**  
HAROLD GOODWIN (asst. head coach/run game coord.), KEITH ARMSTRONG (special teams coord.), LARRY FOOTE (inside linebackers/pass game coord.), BYRON LEFTWICH (offensive coord.), KACY RODGERS (defensive line/run game coord.), TIM ATKINS (asst. secondary), CORY BICHEY (asst. strength & conditioning), CHRIS BONIOL (specialists), MIKE CHIURCO (asst. to the head coach), CLYDE CHRISTENSEN (quarterbacks), RICK CHRISTOPHEL (senior offensive asst.), JOEY FITZGERALD (defensive quality control), KEVIN GARVER (wide receivers), JOE GILBERT (offensive line), JEFF KASTL (offensive quality control), THADDEUS LEWIS (asst. wide receivers), LORI LOCUST (asst. defensive line), TODD MCNAIR (running backs), TOM MOORE (asst. coach), ANTHONY PIROLI (head strength & conditioning), NICK RAPONE (safeties), KEVIN ROSS (cornerbacks), BOB SANDERS (outside linebackers), KEITH TANDY (asst. special teams), JOHN VAN DAM (tight ends), CHAD WADE (asst. strength & conditioning).

**TITANS**

92	ADENIYI, Ola.....	OLB
54	ANENIH, David.....	OLB
96	AUTRY, Denico.....	DL
23d	AVERY, Tre.....	CB
55	BREWER, Aaron.....	G/C
38	BROWN, Shakur.....	CB
14	BULLOCK, Randy.....	K
16	BURKS, Treylon.....	WR
31	BYARD, Kevin.....	S
45	CAMPBELL, Chance.....	LB
23o	CANNON, Trenton.....	RB
36d	CARTER, Shyheim.....	DB
44	CARTER, Tory.....	FB
36o	CHESTNUT, Julius.....	RB
32	COLBERT, Adrian.....	S
53	COLE, Dylan.....	LB
46	COX, Morgan.....	LS
41	CUNNINGHAM, Zach.....	LB
64	DAVIS, Nate.....	G
69	DILAURO, Christian.....	T
48	DUPREE, Bud.....	OLB
3	FARLEY, Caleb.....	CB
10	FITZPATRICK, Dez.....	WR
26	FULTON, Kristian.....	CB
50	GIBBENS, Jack.....	LB
25d	GILLESPIE, Tyree.....	S
80	GODWIN, Terry.....	WR
94	HAND, DaShawn.....	DE
25	HASKINS, Hassan.....	RB
22	HENRY, Derrick.....	RB
40	HILLIARD, Dontrell.....	RB
8	HOLLISTER, Cody.....	WR
37	HOOVER, Amani.....	S
81	HOOPER, Austin.....	TE
61	HOWERTON, Hayden.....	G
89	HUDSON, Tommy.....	TE
35	JACKSON, Chris.....	DB
29	JACKSON, Theo.....	S
39	JOHNSON JR., Lonnie.....	DB
60	JONES, Ben.....	C
73	JONES, Jamarco.....	OL
42	JONES, Joe.....	LB
90	JONES, Naquan.....	DT
28	KALU, Joshua.....	DB
6	KERN, Brett.....	P
12	KINSEY, Mason.....	WR
58	LANDRY III, Harold.....	OLB
57	LAWLER, Justin.....	OLB
62	LEVIN, Corey.....	C/G
77	LEWAN, Taylor.....	T
51	LONG JR., David.....	LB
30	MABIN, Greg.....	CB
21	MC CREARY, Roger.....	CB
71	MCKENZIE, Jalen.....	T
13	MC MATH, Racey.....	WR
24	MOLDEN, Elijah.....	CB
33	MOORE JR., A.J.....	S
91	MURCHISON, Larrell.....	DL
67	NEWMAN, Xavier.....	C/G
49	ODUKOYA, Thomas.....	TE
85	OKONKWO, Chig.....	TE
68d	OKUAYINONU, Sam.....	DT
72	PEEVY, Jayden.....	DE
78	PETIT-FRERE, Nicholas.....	OL
18	PHILIPS, Kyle.....	WR
75	RADUNZ, Dillon.....	OL
56	RICE, Monty.....	LB
88	ROBERSON JR., Reggie.....	WR
70	ROOS, Jordan.....	G
76	RUPCICH, Andrew.....	T
11	SHUDAK, Caleb.....	K
98	SIMMONS, Jeffery.....	DT
4	STONEHOUSE, Ryan.....	P
97	STRONG, Kevin.....	DE
87	SWAIM, Geoff.....	TE
20	SWILLING, Tre.....	CB
17	TANNEHILL, Ryan.....	QB
93	TART, Teair.....	DT
95	WALKER, DeMarcus.....	DL
99	WEAVER, Rashad.....	OLB
83	WELLS, David.....	TE
15	WESTBROOK-IKHINE, Nick.....	WR
7	WILLIS, Malik.....	QB
2	WOODS, Robert.....	WR
5	WOODSIDE, Logan.....	QB
68o	WRIGHT, Willie.....	C/G

**TENNESSEE TITANS**

NO.	NAME	POS.	HT.	WT.	AGE	EXP.	COLLEGE
2	Robert Woods	WR	6-0	195	30	10	Southern California
3	Caleb Farley	CB	6-2	197	23	2	Virginia Tech
4	Ryan Stonehouse	P	5-10	193	23	R	Colorado State
5	Logan Woodside	QB	6-1	213	27	3	Toledo
6	Brett Kern	P	6-2	214	36	15	Toledo
7	Malik Willis	QB	6-1	219	23	R	Liberty
8	Cody Hollister	WR	6-4	220	28	3	Arkansas
10	Dez Fitzpatrick	WR	6-2	208	24	2	Louisville
11	Caleb Shudak	K	5-7	177	24	R	Iowa
12	Mason Kinsey	WR	5-10	202	23	1	Berry College
13	Racey McMath	WR	6-3	217	23	2	Louisiana State
14	Randy Bullock	K	5-9	210	32	11	Texas A&M
15	Nick Westbrook-Ikhine	WR	6-2	211	25	3	Indiana
16	Treylon Burks	WR	6-2	225	22	R	Arkansas
17	Ryan Tannehill	QB	6-4	217	34	11	Texas A&M
18	Kyle Phillips	WR	5-11	189	23	R	UCLA
20	Tre Swilling	CB	6-1	196	23	R	Georgia Tech
21	Roger McCreary	CB	5-11	190	22	R	Auburn
22	Derrick Henry	RB	6-3	247	28	7	Alabama
23d	Tre Avery	CB	5-11	181	25	R	Rutgers
23o	Trenton Cannon	RB	5-11	185	28	5	Virginia State
24	Elijah Molden	CB	5-10	192	23	2	Washington
25d	Tyree Gillespie	S	6-0	207	24	2	Missouri
25o	Hassan Haskins	RB	6-2	228	22	R	Michigan
26	Kristian Fulton	CB	5-11	197	23	3	Louisiana State
28	Joshua Kalu	DB	6-0	203	26	4	Nebraska
29	Theo Jackson	S	6-1	198	23	R	Tennessee
30	Greg Mabin	CB	6-2	200	28	6	Iowa
31	Kevin Byard	S	5-11	212	29	7	Middle Tennessee State
32	Adrian Colbert	S	6-2	205	28	6	Miami (Fla.)
33	A.J. Moore Jr.	S	5-11	200	26	5	Mississippi
35	Chris Jackson	DB	5-10	193	24	3	Marshall
36d	Shyheim Carter	DB	5-10	194	24	1	Alabama
36o	Julius Chestnut	RB	5-11	228	21	R	Sacred Heart
37	Amani Hooker	S	5-11	210	24	4	Iowa
38	Shakur Brown	CB	5-10	190	23	1	Michigan State
39	Lonnie Johnson Jr.	DB	6-2	213	25	4	Kentucky
40	Dontrell Hilliard	RB	5-11	202	27	5	Tulane
41	Zach Cunningham	LB	6-3	238	27	6	Vanderbilt
42	Joe Jones	LB	6-0	240	28	6	Northwestern
44	Tory Carter	FB	6-0	229	23	2	Louisiana State
45	Chance Campbell	LB	6-2	232	22	R	Mississippi
46	Morgan Cox	LS	6-4	233	36	13	Tennessee
48	Bud Dupree	OLB	6-4	269	29	8	Kentucky
49	Thomas Odukoya	TE	6-6	253	25	R	Eastern Michigan
50	Jack Gibbens	LB	6-3	242	23	R	Minnesota
51	David Long Jr.	LB	5-11	227	25	4	West Virginia
53	Dylan Cole	LB	6-0	237	28	6	Missouri State
54	David Anenih	OLB	6-2	245	23	R	Houston
55	Aaron Brewer	G/C	6-1	295	24	3	Texas State
56	Monty Rice	LB	6-0	233	23	2	Georgia
57	Justin Lawler	OLB	6-4	265	27	4	Southern Methodist
58	Harold Landry III	OLB	6-2	252	26	5	Boston College
60	Ben Jones	C	6-3	308	33	11	Georgia
61	Hayden Howerton	G	6-3	300	23	R	Southern Methodist
62	Corey Levin	C/G	6-4	307	28	4	Chattanooga
64	Nate Davis	G	6-3	316	25	4	Charlotte
67	Xavier Newman	C/G	6-2	297	23	R	Baylor
68d	Sam Okuayinonu	DT	6-1	269	24	R	Maryland
68o	Willie Wright	C/G	6-3	300	26	1	Tulsa
69	Christian DiLauro	T	6-6	300	27	1	Illinois
70	Jordan Roos	G	6-3	302	29	3	Purdue
71	Jalen McKenzie	T	6-5	310	23	R	Southern California
72	Jayden Peevy	DE	6-5	308	22	R	Texas A&M
73	Jamarco Jones	OL	6-4	293	26	5	Ohio State
75	Dillon Radunz	OL	6-6	301	24	2	North Dakota State
76	Andrew Rupcich	T	6-6	318	23	R	Culver-Stockton
77	Taylor Lewan	T	6-7	309	31	9	Michigan
78	Nicholas Petit-Frere	OL	6-5	316	22	R	Ohio State
80	Terry Godwin	WR	5-11	185	25	2	Georgia
81	Austin Hooper	TE	6-4	254	27	7	Stanford
83	David Wells	TE	6-6	260	27	2	San Diego State
85	Chig Okonkwo	TE	6-3	238	22	R	Maryland
87	Geoff Swaim	TE	6-4	260	28	8	Texas
88	Reggie Roberson Jr.	WR	5-11	193	23	R	Southern Methodist
89	Tommy Hudson	TE	6-3	255	25	2	Arizona State
90	Naquan Jones	DT	6-3	313	24	2	Michigan State
91	Larrell Murchison	DL	6-2	297	25	3	North Carolina State
92	Ola Adeniyi	OLB	6-1	248	24	5	Toledo
93	Teair Tart	DT	6-2	304	25	3	Florida International
94	DaShawn Hand	DE	6-3	297	26	5	Alabama
95	DeMarcus Walker	DL	6-4	280	27	6	Florida State
96	Denico Autry	DL	6-5	285	32	9	Mississippi State
97	Kevin Strong	DE	6-4	295	26	4	Texas-San Antonio
98	Jeffery Simmons	DT	6-4	305	25	4	Mississippi State
99	Rashad Weaver	OLB	6-4	259	24	2	Pittsburgh

**TAMPA BAY BUCCANEERS**

NO.	NAME	POS.	HT.	WT.	AGE	EXP.	COLLEGE
1	Jaelon Darden	WR	5-8	174	23	2	North Texas
2	Kyle Trask	QB	6-5	236	24	2	Florida
3	Ryan Succop	K	6-2	218	35	14	South Carolina
4	Ryan Succop	QB	6-4	218	32	8	Tulane
5	Jake Camarda	P	6-1	193	23	R	Georgia
7	Leonard Fournette	RB	6-0	228	27	6	Louisiana State
8	Kyle Rudolph	TE	6-6	265	32	12	Notre Dame
9d	Joe Tryon-Shoyinka	OLB	6-5	259	23	2	Washington
9o	Jerreth Starns	WR	5-9	195	23	R	Western Kentucky
10	Scotty Miller	WR	5-9	174	25	4	Bowling Green
11	Blaine Gabbert	QB	6-5	235	32	12	Missouri
12	Tom Brady	QB	6-4	225	45	23	Michigan
13	Mike Evans	WR	6-5	231	28	9	Texas A&M
14	Chris Godwin	WR	6-1	209	26	6	Penn State
15	Cyril Grayson Jr.	WR	5-9	183	28	2	Louisiana State
16	Breshad Perriman	WR	6-2	215	28	8	Central Florida
17	Russell Gage Jr.	WR	6-0	184	26	5	Louisiana State
18	Tyler Johnson	WR	6-1	206	23	3	Minnesota
19	Jose Borregales	K	5-10	206	24	1	Miami (Fla.)
21	Ke'Shawn Vaughn	RB	5-10	214	25	3	Vanderbilt
22	Keanu Neal	S	6-0	211	27	7	Florida
23	Sean Murphy-Bunting	CB	6-0	195	25	4	Central Michigan
24	Carlton Davis III	CB	6-1	206	25	5	Auburn
25	Giovani Bernard	RB	5-9	205	30	10	North Carolina
26	Logan Ryan	S	5-11	195	31	10	Rutgers
27	Zyon McCollum	CB	6-2	199	23	R	Sam Houston Stat
28	Rashard Robinson	CB	6-2	177	27	6	Louisiana State
29	Rachaad White	RB	6-0	214	23	R	Arizona State
30	Dee Delaney	CB	5-11	200	27	2	Miami (Fla.)
31	Antoine Winfield Jr.	S	5-9	203	24	3	Minnesota
32	Mike Edwards	S	5-10	205	26	4	Kentucky
33	Troy Warner	S	6-1	200	24	1	Brigham Young
34	Nolan Turner	S	6-1	202	24	R	Clemson
35	Jamel Dean	CB	6-1	206	25	4	Auburn
36	Don Gardner	CB	6-1	180	24	R	South Dakota State
37	Kyler McMichael	CB	6-0	202	22	R	North Carolina
39	Chris Cooper	S	5-10	202	28	1	Stony Brook
41	Ko Kieft	TE	6-5	265	24	R	Minnesota
43	Patrick Laird	RB	6-1	205	26	4	California
44	Elijah Ponder	OLB	6-3	275	24	1	Cincinnati
45	Devin White	LB	6-0	237	24	4	Louisiana State
46	Andre Anthony	OLB	6-4	251	25	R	Louisiana State
48	Grant Stuard	LB	5-11	230	23	2	Houston
49	Cam Gill	OLB	6-3	240	24	3	Wagner
50	Vita Vea	NT	6-4	347	27	5	Washington
51	J.J. Russell	LB	6-1	225	23	R	Memphis
52	K.J. Britt	LB	6-0	235	23	2	Auburn
53	Olakunle Fatukasi	LB	6-2	240	23	R	Rutgers
54	Lavonte David	LB	6-1	233	32	11	Nebraska
56	Rakeem Nuñez-Roches	DL	6-2	307	29	8	Southern Miss
57	Jordan Young	OLB	6-3	230	24	R	Old Dominion
58	Shaquil Barrett	OLB	6-2	250	29	9	Colorado State
60	Nick Leverett	G	6-4	310	25	2	Rice
61	Sadarius Hutcherson	G	6-3	321	24	2	South Carolina
64	Aaron Stinnie	G	6-3	312	28	5	James Madison
65	Dylan Cook	OL	6-6	305	24	R	Montana
66	Ryan Jensen	C	6-4	319	31	9	Colorado State-Pueblo
67	Luke Goedeke	G	6-5	312	23	R	Central Michigan
69	Shaq Mason	G	6-1	310	28	8	Georgia Tech
70	Robert Hainsey	OL	6-4	306	24	2	Notre Dame
71	Mike Greene	DT	6-3	293	23	R	James Madison
72	Josh Wells	T	6-6	306	31	8	James Madison
73	Brandon Walton	OL	6-5	300	24	1	Florida Atlantic
74	Fred Johnson	OL	6-7	326	25	4	Florida
75	John Molchon	G	6-5	309	25	3	Boise State
76	Donovan Smith	T	6-6	338	29	8	Penn State
78	Tristan Wirfs	T	6-5	320			



TENNESSEE TITANS

**LAST WEEK'S  
GAME CLIPS**

## **SIX THINGS THAT STOOD OUT FOR THE TITANS IN SATURDAY NIGHTS PRESEASON WIN OVER THE BUCCANEERS**

**BY JIM WYATT**  
**TENNESSEETITANS.COM**  
**AUGUST 20, 2022**

NASHVILLE – The Titans beat the Buccaneers 13-3 in preseason game No.2 on Saturday night at Nissan Stadium.

Here's a look at six things that stood out from the contest:

### Malik's Moments

Once again, Malik Willis got the start at quarterback. And, once again, he had mixed results. Willis threw his first touchdown pass – a six-yard toss to tight end Chig Okonkwo – and he felt like he stayed in the pocket more than he did in his preseason debut in Baltimore. Willis completed 7-of-17 passes in the contest for 80 yards and the score, with a passer rating of 75.6. He also ran for 42 yards on five carries, and he was sacked three times. After the game, however, Willis acknowledged he should have stayed in the pocket even more. Willis knows he needs to be more patient. "It's something I just need to focus on," Willis said. "And, find that in between from when I need a play, make a play, and when I don't just climb in the pocket and help my o-line out."

### Philips the Returner

Titans rookie receiver Kyle Philips had a heck of a week during the joint practices, as he got open and caught a bunch of passes while working against Tampa Bay defensive backs. But on Saturday night, Philips stood out as a returner, and it looks like he could be a heck of a weapon on special teams. Philips fielded three punts and returned them for 77 yards. He had a nifty 35-yard return, and he also had a nice return after fielding the ball in the end zone. Philips acknowledged he shouldn't have fielded that punt, but he tried to

make the most of it. Philips also had a catch for 11 yards. "I definitely want to make a play every time the ball is in my hands," Philips said. "I want to contribute to this team, and help us win some games. So, every time I touch the ball I want to try and make something happen."

Kyle Phillips 35-Yard Punt Return | Game Highlights

### You Go, Joe

Titans linebacker Joe Jones showed some pretty good speed himself on Saturday night. It was Jones who intercepted a pass from Buccaneers quarterback Kyle Trask before racing 38 yards to set up a score. "My teammates know (I can run) – they've seen me run down on kickoffs before," Jones said with a smile. "(I'm) 250 (pounds) and can move, it is what is." Jones, who played in nine games for the Titans in 2021, primarily on special teams, finished the day with four stops. He was glad to make a big play. "Just like everybody else – preseason is a chance for us to show what we can do, to find a role on this team or one of the other 31 teams out there," Jones said. "So hopefully this helps, but you never know."

Joe Jones Picks off Trask's Batted Pass, Returns for 37 Yards | Game Highlights

### Weaver Making Plays Again

Titans second-year OLB Rashad Weaver flashed during his rookie year during the preseason, and he put himself in a position to help the team a year ago. But an injury ended Weaver's season early, and forced him into months of healing, and rehabilitation. Weaver is back once again, and he's making plays again. On Saturday night, Weaver had a sack and a fumble recovery. "It's good to be back at Nissan Stadium, good to be back at home in front of the fans," Weaver said. "It was my first game at Nissan since being hurt and it's something I was looking forward to. Just going out there and playing like I play, and making things happen and doing what the defense asked of me."

### Effort Play

The Titans made a lot of plays on defense on Saturday night – four sacks, an interception, four fumbles caused and one fumble recovery. But perhaps the best effort play of the game was made by linebacker Ola Adeniyi, who knocked the ball out of the hands of Buccaneers quarterback Kyle Trask before then chasing him down for a sack, and a loss of 21 yards. The Buccaneers went from having the ball at the Tennessee 19-yard line to the 40-yard line – and out of field goal range. "(The coaches) preach every day 'effort and finish'," Adeniyi said. "When I saw the ball and smacked it ... it was good to see that."

### A Few Starters in Action

For the second straight week, the Titans sat a lot of their starters. WR Robert Woods, QB Ryan Tannehill, RB Derrick Henry, safety Kevin Byard, LB Zach Cunningham, LB David Long, OLB Harold Landry, center Ben Jones, G Nate Davis, DL Denico Autry, and DT Jeffery Simmons did not play in the contest. But the Titans did play a number of starters at least for a series or two, including left tackle Taylor Lewan, receiver Nick Westbrook-Ikhine, cornerback Kristian Fulton, OLB Bud Dupree and safety Amani Hooker, among others. Rookie cornerback Roger McCreary also played for the first time, along with guys battling for starting spots – guard Aaron Brewer, and tackles Dillon Radunz and Nicholas Petit-Frere.

###

## **TITANS BEAT BUCCANEERS 13-3 TO GET FIRST PRESEASON WIN**

**BY JIM WYATT  
TENNESSEETITANS.COM  
AUGUST 20, 2022**

NASHVILLE – It wasn't perfect.

Heck, at times it was hard to watch.

But the Titans did some good things in preseason game No.2 on Saturday night at Nissan Stadium, and they also did something they didn't do their first time out: Win.

After a pair of joint practices during the week, the Titans and Buccaneers banged helmets one more time last night, and the Titans walked away with a 13-3 win.

"I think there were some good things," Titans head coach Mike Vrabel said. "Defensively we got some turnovers and we turned them into points. I felt like we were looking for opportunities on defense. I thought there were some positive plays offensively. (There were) too many missed opportunities on offense. It was really cool to see some of the special teams work. And then we finished the game off."

For the second straight week, Malik Willis started at quarterback for the Titans, and he mixed some good play with some plays he'd like to have back.

But Willis seemed to get better as the game went on before he was eventually replaced by Logan Woodside in the third quarter, with the Titans leading 13-0.

Willis acknowledged he once again probably got outside the pocket too much at times, and said he's disappointed in that regard. Still, he considered it an improvement from his first time out.

"It's a growing process," Willis said after the game. "It's my second preseason game, and I am not going too hard on myself. I am just excited

and blessed that I get another opportunity next week."

It was sluggish on both sides early.

The two teams traded possessions again and again and again early before the Titans finally broke a scoreless tie with 5:58 remaining in the second quarter on a 32-yard field goal by kicker Randy Bullock.

A few minutes later, following a fumble recovery by Titans linebacker Rashad Weaver, Bullock made it 6-0 on a 49-yard field goal.

Then, after an interception and return by linebacker Joe Jones, who showed some speed after the pick, the Titans were in business once again.

This time Willis cashed in the turnover for a touchdown, as he connected with rookie tight end Chig Okonkwo on a six-yard scoring toss to give the Titans a 13-0 lead with just 26 seconds left before halftime.

Willis finished the game 7-of-17 for 80 yards and a touchdown, and he was sacked three times. He also ran for 42 yards on five carries. His passer rating for the game was 75.6.

Woodside was intercepted on a deep ball intended for rookie Treylon Burks, who'd made his first catch of the preseason moments earlier, early in the fourth quarter. It was Woodside's third interception of the preseason. Woodside finished the contest 7-of-11 for 56 yards.

The Titans defense, which deployed a handful of starters for a handful of snaps early, looked stout all night. The Buccaneers managed just three first downs, and 95 yards of offense in the first half, when they converted just 1-of-7 (14.3 percent) of their third down attempts.

The Buccaneers moved the ball better in the second half, but only managed three points. Kicker Ryan Succop's 52-yarder with 2:20 in the third quarter made it 13-3.

"I think we had four or five sacks, something like that, and a couple of turnovers," Jones said. "We kept them from scoring (a touchdown), so that's what you want as a defense. If we can continue to have the guys that we had out there today to be able to get ready to go in when the starters need a breather, I think we'll be pretty good."

A good number of Tennessee's top players – quarterback Ryan Tannehill, running back Derrick Henry, defensive lineman Jeffery Simmons, safety Kevin Byard, receiver Robert Woods – were suited up for Saturday's game, but they didn't play.

The Titans, who lost to the Ravens last week, are now 1-1 in preseason play.

The Titans wrap up the preseason next Saturday against the Arizona Cardinals at Nissan Stadium.

###

## **MALIK WILLIS THROWS 1ST NFL TD PASS, TITANS BEAT BUCS 13-3**

**BY TERESA M. WALKER  
THE ASSOCIATED PRESS  
AUGUST 20, 2022**

NASHVILLE, Tenn. (AP) — Malik Willis promises he's harder on himself than coaches ever can be. Luckily, the Tennessee Titans are seeing the rookie quarterback improve.

The big question for the Titans remains whether Willis grows fast enough to back up veteran Ryan Tannehill and keep them from keeping a third quarterback on the roster this season.

Willis threw the first touchdown of his NFL career and the Titans beat the Tampa Bay Buccaneers 13-3 Saturday night in their exhibition home opener.

Titans coach Mike Vrabel said Willis got the ball out quicker than in their opening loss to Baltimore and improved in some areas.

"It's hard to run out of the back of the pocket in this league. It's hard," Vrabel said. "So we're just going to continue to coach him to try to step up and find guys that can help him. And then when there are opportunities to create plays, try to do that as well."

The Titans (1-1) gave Willis a second straight start, and he showed more patience by staying in and moving around the pocket. Willis still was sacked three times while playing a series into the third quarter. Willis said he felt more comfortable, though the key is making sure he stays in the pocket when he can rather than use his legs to run.

"It's understanding when and when not to, and that's the biggest thing," Willis said. "That's why I'm a little disappointed myself for tonight, and I think I got a little bit too much. But it's a growing process, and it's my second preseason game, I'm not

going to be too hard on myself in that regard."

Willis also had nearly as many runs as completed passes yet again. He ran five times for 42 yards with a long of 24 yards to set up the first field goal and was 7 of 17 for 80 yards passing with a 75.6 passer rating. He capped Tennessee's final drive of the first half by finding fellow rookie Chig Okonkwo with a 6-yard pass for the first TD of both their pro careers.

Veteran Ryan Succop, trying to hold off Jose Borregales, sneaked a 52-yard field goal over the crossbar late in the third quarter for the Bucs (0-2).

Tannehill, Derrick Henry, All-Pro safety Kevin Byard and Pro Bowl defensive lineman Jeffery Simmons all wore ballcaps instead of helmets among 10 Titans' starters sitting out. Rookie Nicholas Petit-Frere started at right tackle trying to beat out Dillon Radunz for the job, then moved to the left side after veteran Taylor Lewan left.

Tampa Bay had 15 starters out led by Tom Brady out for a second straight preseason game in his personal break from the Bucs. Julio Jones, who took part in both joint practices against the Titans, watched from the sideline along with fellow receivers Mike Evans and Chris Godwin.

"We got a great look at a lot of young guys, so we can make educated decisions going forward," Tampa Bay coach Todd Bowles said.

With so many starters out, the teams failed to convert their first nine third downs combined. The Titans outgained the Bucs 255-174 in total offense with Tennessee scoring 10 points off turnovers by halftime. Blaine Gabbert started and played the first two series going 3 of 5 passing for 13 yards.

Kyle Trask finished the game and threw for 105 yards. But he was intercepted just before halftime for a second straight week.

"Nobody played efficient on offense," Bowles said. "We only had three points. So, you can't just put it on the quarterback. There's a lot of factors involved in that."

### **GREAT RETURNS**

The Titans have their punt returner in Kyle Philips. The fifth-round pick out of UCLA looked to make a rookie mistake by stepping back into the end zone to field his first punt, then slipped through for a 26-yard return. Vrabel said, "It's easier to say, 'Whoa' than 'Sic 'em.'"

Philips went 15 yards on his next opportunity. On his third chance, Philips made the first defender miss on his way to a 35-yard return.

### **REAL COMPETITION**

Rookie punter Ryan Stonehouse is pushing three-time Pro Bowler Brett Kern thanks to his impressive hangtime on his punts. The Titans stepped up the competition by having Stonehouse hold on field goal attempts, and the rookie held for the two field goals and one extra point by Bullock. Kern handled the first two punts. Stonehouse also had a 68-yard punt and averaged 47 yards on four punts.

When Stonehouse bobbled a snap in the fourth quarter, the rookie picked up the ball and ran 24 yards for a first down.

### **INJURIES**

Tampa Bay guard Aaron Stinnie, a former Tennessee player, was carted off the field late in the third quarter after hurting his left leg. Bowles did not have an update on Stinnie's status after the game. ... Titans safety Joshua Kalu hurt a groin muscle earlier in the third and didn't return.

### **UP NEXT**

Bucs: visit Indianapolis on Aug. 27.

Titans: wrap up the preseason hosting Arizona on Aug. 27.

## **TENNESSEE TITANS ARE GUSHING ABOUT ROGER MCCREARY - AND I DON'T BLAME THEM**

**BY GENTRY ESTES  
THE TENNESSEAN  
AUGUST 20, 2022**

Tennessee Titans receiver Kyle Philips has seen enough of cornerback Roger McCreary in training camp to use veteran words like “technician” and “physical” when asked about him. Heck, he even called him “great.”

“You wouldn’t guess he’s a rookie,” Philips said.

Fellow cornerback Caleb Farley used the “G” word, too, as in McCreary is “a great corner.” Farley marveled at McCreary’s quick feet.

You can tell coach Mike Vrabel respects McCreary, too. He has continued to praise the cornerback's competitiveness and coachability, two terms of endearment for someone in Vrabel’s shoes.

“They may catch a couple on him,” Vrabel said, “but he’s going to keep competing.”

However the cornerback rotation shakes out for the Titans this season, it’s becoming a safer bet that McCreary is going to be part of it.

During Saturday’s preseason victory over the Tampa Bay Buccaneers, McCreary played multiple positions in the secondary, as has been the case in practices. He was a top-two cornerback opposite Kristian Fulton. Then when the Titans went to three DBs to match the offense, Farley came in to play the boundary and McCreary shifted to the slot.

Thus the Titans are trusting the former Auburn standout to learn two positions in a complicated defense in order to shift between them on a snap-by-snap basis.

Not bad for a rookie who hadn’t experienced NFL game action until Saturday.

“It is a little difficult,” said McCreary, who missed the Titans’ first preseason game with a minor injury. “It’s something different for me, but it’s something that I love. I love that I’m getting challenged. I love that this is new for me. This is great. Whatever position they want me to play, I’m there to help.”

Entering training camp, cornerback was one of the largest question marks on the Titans’ roster. While that is still the case, McCreary’s capable arrival has helped ease concerns – helping change the perception of a position group that is full of young talent.

The Titans worked up to that. They rebuilt their cornerback room the old-fashioned way – through the first two days of the draft. You’ve got a recent first-round pick in Farley, a recent second-rounder in Kristian Fulton and a recent third-rounder in Elijah Molden.

That trio was in place heading into this year’s draft, but general manager Jon Robinson added McCreary, using a high second-round pick that was a byproduct of the A.J. Brown trade. It’s still early, but early reviews ... well ... you saw them above. They’re great.

McCreary appears to have been a solid decision, even as he was a little bit of a leap of faith at the time.

For all the kind words about McCreary during an impressive first training camp in the NFL, you won’t hear him described as a prototypical cornerback for pro ball.

That’s because he’s not. He is 5-foot-11.

“He’s got short arms,” said McCreary, repeating a line he has clearly heard before. “I’m sticky, though. I’ll be in situations, and I’ll be tight on my receivers. That’s exactly how I was in college. That’s exactly what I’m trying to do now in the league.”

McCreary hasn’t looked overwhelmed in the NFL. He hasn’t sounded overwhelmed.

And if you ask him, he’ll tell you that he hasn’t been overwhelmed by the transition from Auburn. Because the Tigers play in the SEC.

“I wouldn’t say it’s a huge leap,” McCreary said. “It’s really how the SEC is. It’s just a different mindset in the league now. ... In the league, everybody is great. How can you separate yourself? You really have to pay attention to small details in the league, because everybody is talented. It’s crazy.”

“I’m not scared,” he added. “I’m ready for the challenge no matter what.”

As Philips said, you wouldn’t guess he’s a rookie.

###

**TENNESSEE TITANS'  
RASHAD WEAVER  
'WREAKS HAVOC' IN  
FIRST HOME GAME SINCE  
LEG INJURY**

**BY BEN ARTHUR  
THE TENNESSEAN  
AUGUST 20, 2022**

The last time Rashad Weaver played at Nissan Stadium there was a painful moment.

The Tennessee Titans outside linebacker needed assistance leaving the field in a Week 3 showdown against the Indianapolis Colts on Sept. 26. He was carted to the locker room, a result of a broken fibula that would end his rookie season prematurely.

On Saturday, 11 months later, he was a disruptive force.

"It's good to be back at home," Weaver said, "do that in front of the fans."

The 6-foot-4, 259-pound Weaver stuffed the stat sheet in the Titans' 13-3 preseason victory over the Tampa Bay Buccaneers: a sack, two quarterback hits, a tackle for loss, a pass defended and a fumble recovery in just over a half of action.

His sack came in the first quarter, with the Bucs deep in their own territory. Weaver was held by right tackle Fred Johnson coming off the edge, but was still able bring down quarterback Kyle Trask.

On third-and-long with 1:47 before halftime, Weaver again beat Johnson on the edge and hit Trask's arm on a throw, leading to a 38-yard interception return by linebacker Joe Jones that set up the Titans' lone touchdown.

"He has started working in some new moves, some new pass rush moves and trying to do some things off of maybe what he was doing earlier, which is good to see," Titans coach Mike Vrabel said. "It's not just the same move over and over. That probably showed up tonight."

Weaver's growth strengthens Tennessee's depth at outside linebacker, already one of the deepest positions on the roster entering 2022.

Harold Landry posted a career-high 12 sacks last season. Denico Autry – who doubles as a defensive lineman – tied a career-high nine sacks in 2021. And Bud Dupree is expected to have a big second season with the Titans, fully recovered from a torn ACL suffered in December 2020.

Weaver, a 2021 fourth-round draft pick, has been praised for his length and his relentless style of play.

"He wreaks havoc," Dupree said. "Tall guy, man. Long arms. He's explosive as well. ... That's an advantage for him. He can put his hands on guys and move them out of the way."

Weaver said he didn't get too caught up in the fact that Saturday was his first game back at Nissan Stadium since the leg injury. He flushed that away a long time ago.

He was just excited about the opportunity to play another game. He was upset about losing last week and just wanted to win. That mission got accomplished.

But to perform the way he did while also accomplishing the goal?

"Getting to make those plays was just a bonus on top of it," Weaver said.

###



## **TENNESSEE TITANS TOPPLE TAMPA BAY BUCS AND RASHAD WEAVER AND KYLE PHILIPS HAVE MY ATTENTION**

***BY BEN ARTHUR  
THE TENNESSEAN  
AUGUST 20, 2022***

In their first game at Nissan Stadium since suffering a divisional-round playoff loss to the Cincinnati Bengals, the Tennessee Titans came out on top.

The Titans took down the Tampa Bay Buccaneers 13-3 at home Saturday night in their second preseason game.

Here's what stood out for the Titans (1-1) on Saturday:

More highs, lows with Malik Willis

Like the preseason opener, rookie quarterback Malik Willis had highs and lows in his Nissan Stadium debut.

He hit receiver Nick Westbrook-Ikhine across the middle for 21 yards on his first throw, but had three straight incompletions and took two sacks after that.

Willis' best drive was his fifth. He had first-down completions to receivers Dez Fitzpatrick and Kyle Philips and had a 24-yard scramble down the right sideline that helped set up a 32-yard field goal by Randy Bullock, the Titans' first points of the game.

Willis had his first passing touchdown two drives later, a bullet pass to rookie tight end Chig Okonkwo on a well-blocked play. The drive started at the Tampa Bay 19, thanks to a 38-yard interception return by linebacker Joe Jones.

Willis' night ended after one drive in the third quarter, like the preseason opener. He completed 7 of 17 passes for 80 yards and a touchdown with a 75.6 passer rating. He also scrambled five times for 42 yards.

Rashad Weaver dominates

Second-year outside linebacker Rashad Weaver was arguably the best defensive player on the field.

In the first quarter, he had a sack despite being held. In the second quarter, he got pressure on Bucs quarterback Kyle Trask and hit his arm on a pass play, leading to Jones' interception.

Weaver had a sack, two quarterback hits, a tackle for loss, a pass defended and a fumble recovery by halftime.

Logan Woodside had 3 INTs in preseason play

After a two-interception performance in the preseason opener, backup quarterback Logan Woodside struggled to get the offense moving Saturday.

Woodside threw his third interception of the preseason while targeting rookie receiver Treyton Burks, an underthrown ball that was easy for Bucs cornerback Don Gardner to pick off.

Woodside, who finished 7-of-11 for 56 yards, also took a big hit from defensive lineman Wellington Previlon on the play.

Kyle Philips flashes shiftiness

Fifth-round rookie Kyle Philips has turned heads in training camp with his ability to get open playing receiver, but he flashed his punt-returning prowess against Tampa Bay.

The former UCLA standout had an electrifying 35-yard punt return in the first quarter to set up the Titans in plus territory at the 46, making several Bucs miss.

Philips has been the Titans' No. 1 punt returner through two preseason games. He averaged 22.6 yards per punt return at UCLA last season, including an 82-yard touchdown.

Another extended look for Caleb Farley

Second-year cornerback Caleb Farley played close to the entire first half. He played 26 defensive snaps, which led all Titans cornerbacks through two quarters, according to ESPN.

The 2021 first-round pick had a strong series on the Bucs' first drive of the second quarter, delivering a big hit on receiver Tyler Johnson on second down and breaking up a pass to Jaelon Darden on third-and-long to force a punt.

Treyton Burks remains quiet

Burks has barely been involved in the offense through two exhibition games. The first-round pick has one reception for 4 yards, which came Saturday, on four targets in the preseason.

It's possible the former Arkansas star is battling an injury. Late in the game, he wore a wrap on his left leg on the sidelines, the same leg that had been covered by a sleeve during joint-practices this week.

More starters suit up, play

More Titans starters played than in last week's preseason opener in Baltimore.

Westbrook-Ikhine, outside linebacker Bud Dupree, safety Amani Hooker, tight end Austin Hooper and left tackle Taylor Lewan were among the starters who played after not suiting up against the Ravens. Other key contributors, such as running back Dontrell Hilliard and tight end Geoff Swaim, were also out there for the first time.

Other starters were on the sidelines in jerseys without pads: RB Derrick Henry, QB Ryan Tannehill, C Ben Jones, WR Robert Woods, DL Jeffery Simmons, LB Kevin Byard and LB David Long Jr.

Up next

The Titans have four practices next week, including joint sessions

Wednesday and Thursday with the Arizona Cardinals, ahead of their third and final preseason game Aug. 27 at Nissan Stadium.

###

## **HOT TOPICS FROM TITANS HC MIKE VRABELS SUNDAY PRESSER**

**BY JIM WYATT  
TENNESEEITANS.COM  
AUGUST 21, 2022**

NASHVILLE – Titans head coach Mike Vrabel held a press conference on Sunday at Ascension Saint Thomas Sports Park, one day after his team's 13-3 preseason win over the Buccaneers.

Here's a look at the hot topics from today's presser:

Progress from Burks?

Titans rookie receiver Treylon Burks has just one catch for four yards in two preseason contests, and it came in Saturday night's game.

Vrabel said he was encouraged by some of the things Burks did without the football against the Buccaneers, including his work as a blocker.

"There were times when he was open," Vrabel said of Burks. "And there were times where we would like to see a better route. (He) just needs to continue to progress and work on the conditioning in the game and all the things that are required from the receivers."

Malik's Evaluation

Quarterback Malik Willis started his second straight game against Tampa Bay.

Willis completed 7-of-17 passes for 80 yards and a touchdown, and he also ran for 42 yards on five carries.

Vrabel said the timing route Willis threw to Nick Westbrook-Ikhine for a 21-yard gain stood out.

"It's something he didn't do last week," Vrabel said. "And we worked on it in practice, and it was cool to see him be able to hit that."

But Vrabel said the operation at the line of scrimmage, the command, and Willis staying in the pocket longer are things he needs to continue to work on.

"I don't want to see anybody get hurt, especially our quarterbacks," Vrabel said. "You run out of the back of the pocket in this league, these guys are coming. So, we'll continue to coach him on his pocket presence and being able to keep his eyes downfield. It's such a fine line."

As for quarterback Logan Woodside, who completed 7-of-11 passes for 56 yards and an interception last night, Vrabel said he thought he made good decisions for the most part.

"I think the decisions were OK," Vrabel said. "I think the execution by both quarterbacks has to be better."

Right Tackle Spot

Dillon Radunz and Nicholas Petit-Frere are getting plenty of work in practices and preseason games at the tackle position.

But only one of them will be chosen to start at right tackle, opposite left tackle Taylor Lewan.

Vrabel said he's not ready to name a starter, however.

"Nicholas got a couple of series at right tackle (on Saturday night), and then went over to left," Vrabel said. "We're not ready to make anything permanent right now, but we'll see where we're at this week against Arizona."

Vrabel said Radunz "settled down" and had some good blocks in the run game, "and I thought there was a couple that he missed."

What About Left Guard?

As for the other open spot on the offensive line – left guard – Aaron Brewer has gotten most the first-team work there this offseason.

Vrabel said he's liked what he's seen.

Jamarco Jones, who is also contending for the spot, missed practices with the Buccaneers last week and he didn't play in Saturday's game.

"I think (Brewer) is in a good place," Vrabel said. "Practicing against Tampa Bay, it's a good scheme, with good players. That's what it is going to be like every week. But I think Brew has tried to look at the things we asked him to focus on coming out of last year in the opportunities that he got with us, and he has done that. And practicing against Jeff (Simmons) and Teair (Tart) and our guys up front has helped, too."

"A Bright Spot"

Rookie Kyle Philips continues to make plays for the Titans.

Philips made a splash in the return game against the Buccaneers, when he returned three punts for 77 yards, including a 35-yarder.

"Well, that's a bright spot," Vrabel said of Philips. "We don't want to catch them in the end zone, but I love what he did – being decisive, getting upfield, making guys miss. ... Kyle judged the ball well and we want to make sure we continue and hopefully we make that a strength."

Farley Talk

Vrabel spent some time discussing cornerback Caleb Farley.

Farley, a first-round pick a year ago, played a good bit against the Buccaneers.

Rookie Roger McCreary started the contest for the Titans, but his snaps were limited.

Vrabel said Farley was emotionally spent during the first of two joint practices with the Buccaneers, "which then caused him to be physically spent." He thought Farley did a better job of keeping his emotions in check the second day of practices, and thought he had good

back-to-back days taking the preseason game into consideration.

#### Vrabel Award

At the end of today's press conference, Teresa Walker from the Associated Press presented Vrabel the 2021 Pro Football Writers of America (PFWA) Coach of the Year award.

Vrabel said he plans to put the award in his office.

Check out the video below.

###

**WITH A BIG SMILE,  
TITANS ROOKIE QB  
MALIK WILLIS DOING HIS  
BEST TO TACKLE NFL  
CHALLENGES ONE DAY  
AT A TIME**

**BY JIM WYATT  
TENNESEETITANS.COM  
AUGUST 21, 2022**

NASHVILLE – Malik Willis flashes a smile as fast as he slings the football.

The Titans rookie quarterback, who has started the team's first two preseason games, is all about having a good time.

"It's always fun when we get to play football," Willis said on Saturday night. "It's always fun."

Willis, drafted in the third round of the 2022 NFL Draft, is doing his best to convince the team's decision-makers he's worthy of the No.2 job behind starter Ryan Tannehill.

Along the way, Willis is tackling a lot of firsts – first start, first touchdown run, first touchdown pass.

Willis knows he's been far from perfect, but he's doing his best not to stress about it all.

"At this point, I just wake up every day and thank God that I get to do what I do," Willis said after the team's win over the Buccaneers. "I'm just super excited to go to work tomorrow. Go work out and watch the film, correct it. ... I get to watch it with Coach (Vrabel). We can talk about the good, the bad, and it's just focusing on how we can fix it. It's over with now. It's in the books."

In two preseason games, Willis has completed 13-of-28 passes for 187 yards and a touchdown. His completion percentage is 46.4, his passer rating 80.5. Willis has been sacked five times while playing just over a half in each game. He's also racked up 80 rushing yards and a touchdown on 10 carries.

Titans head coach Mike Vrabel said he's seen improvement from Willis, who has been guilty of being impatient at times because of his willingness to leave the pocket and run.

Willis, who has been quick to criticize himself, knows it's something he must improve.

"It's not about feeling comfortable," Willis said. "It's about making it a big point to stay in the pocket when I can. And not just because I'm athletic or I can get out when I want to, just to get out sometimes. And it is understanding when not to. And that's the biggest thing. That's why I'm a little disappointed in myself for, I think I got out a little bit too much. But it's a growing process. It's my second preseason game. I'm not going to be too hard on myself in that regard. So, I'm just excited and blessed that I get opportunity next week."

Next week for Willis and the Titans is work against the Arizona Cardinals.

The two teams are scheduled to hold joint practices on Wednesday and Thursday of this week before preseason game No.3 on Saturday at Nissan Stadium.

Willis knows he's improved, but he's far from satisfied.

"Thinking about it, I think (Week 2 was) a little bit better than Week One. I got a few checkdowns that I got and I stayed in there and just got it out quickly, but not by much," he said. "I think this is something I just need to focus on and continue to just find that in between from when I need to play, make a play, don't just climb in the pocket and help my O-line out.

"When I have a clean pocket, when people are open downfield, I need to make that throw. I need to stay in there and do whatever I need to do in order to just not ask so much of protection and also save my body more than anything. And those times when I did, I do need to make a play when nobody's open, when

there's pressure in the pocket and it's right now and just being able to react. It's just finding the balance between those two."

Willis said he's receiving constant encouragement from those around him, even if he's received some tough love.

Everyone is aware he's just getting started.

"I'm probably a little bit more critical than my coaches, but they always balance me out," Willis said. "So I'm not overly critical because at the end of the day, nobody's perfect. Everybody's going to make mistakes. And especially being young, they try to help me see the glass half full.

"(Coach told me) 'Don't worry about being perfect,' because that's what I was doing. 'Don't worry about being perfect, just go out there and let it rip and have fun. You've been blessed with a lot of ability, so just go have fun and continue to learn."

###

## **KYLE PHILIPS IS READY AND 5 OTHER LESSONS FROM TENNESSEE TITANS TRAINING CAMP**

**BY GENTRY ESTES  
THE TENNESSEAN  
AUGUST 21, 2022**

After a few weeks of training camp, the Tennessee Titans – for the most part – are who we thought they were.

Their identity again will be tied to the players who were spectators on the sideline for Saturday's preseason game against the Tampa Bay Buccaneers. Guys like Derrick Henry, Ryan Tannehill, Kevin Byard, Jeffery Simmons and a few others who are expected to lead the AFC's No. 1 seed last season back into contention in 2022.

We knew that already.

But what didn't I know when training camp started that I do now?

Here are six lessons I've taken thus far from this preseason that should carry over into the regular season:

### 1. Kyle Philips is ready to help

You could see the quickness and footwork during the summer, but it has still been a revelation to me how effective Philips has consistently been this preseason. The Titans' defense hasn't been able to cover him, and the Buccaneers struggled last week to do it, too. The 5-foot-11 Philips has positional limitations and was drafted for a specific role as a slot receiver. But that's an important role in this offense.

Other than maybe tight end Austin Hooper, Tannehill has seemingly connected with Philips more in training camp than any other pass-catcher. No great mystery to that, either. Philips has been open. A lot.

Oh, and he's probably going to return punts, too, and looked dangerous doing that against the Buccaneers. That's pretty good value for a fifth-round pick.

2. The receivers are a concern, though

Despite strong preseasons for Philips and Racey McMath, I can't say I feel better about the Titans' wide receivers than I did before training camp. It was never fair to expect first-round rookie Treylon Burks to step in immediately and fill A.J. Brown's shoes as a No. 1 wide receiver. While Burks is clearly talented enough to play and make an occasional impact this season, we've just not seen enough consistency from him this preseason to think he's close yet to what the Titans lost in Brown.

And there simply isn't another receiver of Brown's caliber on this team. Only one – Robert Woods – has accomplished enough in the NFL to scare a defensive coordinator. His addition has looked more important by the day, but otherwise, the offense looks like it's about to rely heavily on unproven rookies Burks and Philips, an undrafted overachiever like Nick Westbrook-Ikhine and a sixth-round draft pick in McMath, who didn't total more than 17 catches in any of his three seasons at LSU.

The fact that Tannehill has nickel-and-dimed it around so often to Hooper and Philips could be a preview of what to expect on Sundays from a passing attack that might struggle to test defenses vertically.

3. Caleb Farley can play — and he still may not start

I see now why Farley was a touted first-round pick. I see that it was too soon to write him off in 2021, as he never had an honest chance as a rookie. A pre-draft back injury limited his preseason, and then he got hurt early in the season.

Missing so many reps was the worst thing possible for a guy who hadn't played much football or much at cornerback. He's still learning. He's still having up-and-down days, but you'd bet on Farley because of his drive. When you mix that kind of

attitude with his natural ability – the range and speed and ball skills are there – it's only a matter of time for Farley to get there.

But he's not quite there yet.

Rookie Roger McCreary has been ahead of him and appears to have the inside track on a top-two starting spot. While McCreary doesn't have the same physical tools, he plays with a maturity that can calm a coach's nerves. It suggests that he's got this, that he won't be overwhelmed by the NFL. Farley, one day, will get there, too.

4. Watch out for Rashad Weaver

The Titans lost Weaver to an injury early in his rookie season, and at the time, I didn't realize how much they might have been missing. I've started to figure it out, though. Weaver has been a real problem on the edge this preseason – strong, fast and instinctive. He has flashed consistently, and he's a streaky type in that if he's having a good day, he's liable to go off and make it a great performance.

It's amazing how much the Titans' pass rush has improved in a short time, going from perhaps the roster's largest weakness in 2020 to its greatest strength in 2022. Bud Dupree and Harold Landry have the big contracts and the top spots, and rightfully so. But Weaver should see snaps in the rotation and could turn heads when he does.

5. The offensive line is still unsettled

Here's the good news about the Titans' offensive line: Aaron Brewer appears to be established as the left guard. A few weeks of training camp haven't changed that.

The bad news: Those few weeks have created more – not less – uncertainty about the right tackle. Second-year player Dillon Radunz has not taken that role and run with it as the team was hoping, leaving him in close competition with rookie Nicholas Petit-Frere, who similarly hasn't separated himself

from Radunz. The longer this goes without a clear answer at right tackle, the more possible it seems that the Titans may need to look outside the current roster to find one before the regular season.

For Radunz, failing to nail down a starting spot this preseason would be especially disappointing for him and for the Titans, who drafted him in the second round. Yet whatever they've wanted to see from Radunz, they've just not seen enough of it.

#### 6. The Titans should contend again

Just my opinion, but I'm expecting the Titans – featuring a healthy Henry and the same quarterback who won 23 games the past two seasons – to be a winning team again in 2022, well within reach of another playoff spot.

I know the AFC is better. I know the passing game will miss Brown, while the offensive line needs a right tackle and probably will miss Rodger Saffold, too. But this defense is stacked and has looked even better this preseason than I'd anticipated. If you can run the ball, stop the run and rush the passer, that's a formula that can win a lot of games. I believe the Titans will be able to do all three.

###

**TENNESSEE TITANS'  
TREYLON BURKS WITH  
ONE CATCH, LEAVES  
COACH MIKE VRABEL  
'ENCOURAGED'**

**BY BEN ARTHUR  
THE TENNESSEAN  
AUGUST 21, 2022**

Tennessee Titans coach Mike Vrabel said Sunday he was "encouraged" with receiver Treyton Burks in Saturday's preseason victory over the Tampa Bay Buccaneers despite a quiet performance.

The first-round pick had one reception for four yards. It's his only catch on four targets through two preseason games.

But Vrabel said he was pleased with the former Arkansas star's blocking and his ability to get open in the Titans' first preseason win.

"The thing that I'm always trying to say in regard to receivers is they can't control when they get the ball," Vrabel said. "All they can control is that they get open and that we can review the film and say, 'Hey, this is where we'd like the ball to go.' I don't want to tell quarterbacks, 'Hey, throw it to this guy.' That's not the direction we really want to head."

"But I was really encouraged by some of the things, especially without the football trying to block," Vrabel added about Burks. "There were times that he was open, whether that be for a catch and run, and there were some other times that we'd like to see a better route. Just continue to progress and work on the conditioning in the game and all the things that are required of receivers."

Assessment of Malik Willis, Logan Woodside in backup QB competition

Logan Woodside threw an interception against the Bucs, bringing his picks total to three in two preseason games, but Vrabel

said Woodside's decision making was OK and stressed that Woodside and Willis both must improve in execution.

"I thought he made good decisions. There were some times he got us in the right play," Vrabel said of Woodside, who completed seven of 11 passes for 56 yards and the interception. "When the quarterback gets hit, that's not a very good job of protecting the guy with the ball. We're trying to take a shot to Treyton (on the interception play) and he gets hit."

Vrabel was complimentary of Malik Willis' first play of the game – a well-timed play action pass to receiver Nick Westbrook-Ikhine across the middle for a 21-yard gain – though Vrabel added that the rookie's operation and command at the line of scrimmage need work.

Willis went 7-of-17 for 80 yards and a touchdown and rushed five times for 42 yards.

"We'll continue to coach him on his pocket presence and being able to keep his eyes downfield," Vrabel said. "Just look at the beginning part of the game. The one timing pass that we needed to complete and wanted to see him do, he did it. So we at least made some progress there. We'll continue to work on some of the other stuff."

The latest on right tackle battle

Vrabel said he's not ready to make a decision on the right tackle job between second-year pro Dillon Radunz and third-round rookie Nicholas Petit-Frere, both of whom will continue to be evaluated in joint practices against the Arizona Cardinals on Wednesday and Thursday. Petit-Frere started on Saturday.

###



## **TITANS UNWILLING TO FORCE BALL TO TREYLON BURKS IN PRESEASON**

**BY TERESA M. WALKER  
THE ASSOCIATED PRESS  
AUGUST 21, 2022**

NASHVILLE, Tenn. (AP) — Finding Treyton Burks through two games is more a case of Where's Waldo with the preseason numbers for the Tennessee Titans' first-round pick downright anemic.

Burks has exactly one catch for four yards with a combined four targets this preseason. Because Burks was drafted at No. 18 overall with the selection acquired in the trade sending wide receiver A.J. Brown to Philadelphia, it's very easy to panic after the rookie missed much of the offseason program dealing with asthma and conditioning issues.

Titans coach Mike Vrabel said Sunday that receivers can't control when they get the ball and can only control getting open.

"I don't want to tell quarterbacks, 'Hey, throw it to this guy,'" Vrabel said. "That's that's not the direction that we really want to head."

Burks played 35 snaps in Tennessee's 13-3 win over Tampa Bay on Saturday night — most among wide receivers with veteran Robert Woods not playing. Vrabel said he was encouraged by how Burks worked without the ball blocking and was open at times. The rookie who was an All-Southeastern Conference receiver last year at Arkansas also can run better routes at times.

One thing the Titans (1-1) will not do is force something just to get the ball to the 6-foot-2, 225-pound rookie. They host Arizona for the preseason finale on Aug. 27 ahead of the season opener Sept. 11 against the visiting New York Giants.

"We can do that with everybody, just not in the second preseason game," Vrabel said.

Burks was wide open across the middle late in the first half when rookie Malik Willis threw to Hassan Haskins on the left side a couple plays before the Titans' lone touchdown of the game. Burks was the intended receiver on a deep ball thrown by Logan Woodside and intercepted at the Tampa Bay 20. The ball was underthrown, leaving the rookie unable to break it up.

A week ago, Vrabel said Burks needs to take the consistency he had shown in practice into games. After the second game, Vrabel said he saw improvement on areas they had talked about. Burks and others will have more adjustments needed starting again Monday at practice.

Undrafted free agent Reggie Roberson Jr. led the Titans, catching four of the five passes thrown to him for 47 yards. Fellow rookies Kyle Philips, Tennessee's fifth-round pick out of UCLA, and tight end Chig Okonkwo, a fourth-round pick out of Maryland, each caught passes for more yards than Burks, including Okonkwo's a 6-yard TD pass.

Burks has been working with Ryan Tannehill during training camp, and he also started wearing a compression sleeve on his left leg for Thursday's joint practice with the Bucs. When Burks left the game Saturday night, his left leg had some wrapping around his calf close to the knee.

The Titans have listed Burks second on their unofficial depth chart behind Nick Westbrook-Ikhine, a receiver who went undrafted out of Indiana in 2020. The Titans love how the 6-2, 211-pound Westbrook-Ikhine can play each receiver spot, and he has Tannehill's confidence averaging 12.4 yards per catch over his first two seasons.

### **STARTING JOBS**

Vrabel also has made clear the competition at punter is real despite

Brett Kern being a three-time Pro Bowler going against rookie Ryan Stonehouse. Kern had the edge against the Bucs downing his two punts inside the 20, though Stonehouse matched that with two touchbacks lowering his net average to 37 yards per punt. Stonehouse also held on the two field goal and one extra point.

The left guard job appears to belong to Aaron Brewer. Right tackle is a spot that could go the distance. Rookie Nicholas Petit-Frere started at right tackle against the Bucs, then moved to left tackle. Dillon Radunz then played right tackle. Both had a penalty for a false start.

###

## **WILL TOO MANY TURNOVERS COST WOODSIDE THE NO. 2 JOB?**

**BY JOHN GLENNON  
SI.COM**

**AUGUST 21, 2022**

NASHVILLE – One of the Tennessee Titans' biggest training-camp questions has been whether rookie Malik Willis will be able to unseat Logan Woodside as the backup quarterback.

After two preseason games, another question must be asked: Is Woodside losing the No. 2 spot all by himself?

Willis, the third-round draft pick out of Liberty, has been predictably up-and-down against the Baltimore Ravens and Tampa Bay Buccaneers. He has produced some splash plays and has missed open receivers, all while struggling to become more decisive when throwing from the pocket.

But if the thinking was that Woodside would shine comparatively because of his consistency and error-free football, it has not been the case.

In his two preseason appearances, the 2018 seventh-round pick out of Toledo has completed 21 of 35 passes for 158 yards and zero touchdowns. He's thrown three interceptions, tied with Houston's Jeff Driskel and Green Bay's Jordan Love this preseason (through Saturday's contests). Driskel and Love, however, have also thrown three touchdown passes.

Thanks to those interceptions, Woodside's quarterback rating is 35.2, lowest in the NFL among 36 qualifying quarterbacks.

"Coach [Mike] Vrabel harps on (turnovers) a ton, so yeah, it is a little bit frustrating," Woodside said. "But (I'm) going to continue to let it rip, and try to make great decisions with the football and give

our guys a chance, and I know they'll come up with the next one."

In Woodside's defense, there was at least one contributing factor in the interception he threw against the Buccaneers on Saturday.

As Woodside prepared to deliver a pass deep down the left sideline to Treyton Burks, Tampa Bay defensive lineman Willington Previlon was a split-second away from smashing face-first into the quarterback. Woodside appeared to anticipate the hit, resulting in an underthrown pass that was picked off by Don Gardner.

"That's not a very good job of protecting the guy with the ball," Vrabel said. "We're trying to take a shot to Treyton and he gets hit."

Added Woodside: "I think it did (impact) a little bit. Obviously, I'm not going to make any excuses. Probably shouldn't have thrown it. But I wanted to give Treyton a chance to make a play and unfortunately it was a turnover. ... I pride myself personally on not turning the ball over, and that's something I need to continue to get better at doing."

Vrabel did praise Woodside's overall decision-making, noting that Ryan Tannehill's understudy for the past two seasons recognized a zero-blitz by the Buccaneers on one play and connected with Reggie Roberson for a first down. On another play, Woodside smoothly went through his progression before he completed a throw to Roberson.

Overall, Woodside was seven-for-11 passing for 56 yards and an interception against Tampa Bay, posting a 38.4 quarterback rating. Hampered by a couple of penalties, the Titans under Woodside totaled five first downs on five drives, compared to nine first downs in eight drives for Willis.

"That (interception) aside, we moved the offense well," Woodside. "Hung in there and made some throws and the offensive line did a great job. It's just the penalties kind

of hurt us. We start getting in the drive and have a penalty. That's something we'll clean up on tape, and I'm definitely excited for this week coming up."

Woodside seemingly will need to offer more production and – even more importantly – fewer turnovers in the preseason finale Saturday against the Arizona Cardinals if he hopes to hang on to his spot behind Ryan Tannehill.

The Frankfort, Ky., native has managed to fight off the challenges of players like Trevor Siemian, Matt Barkley and DeShone Kizer over the past three seasons.

Will Willis' potential – and Woodside's sub-par play – change things this year?

"I try as much as I can not to worry about it," Woodside said. "Just kind of focus on myself because in the past -- the whole immaturity back in the day -- I would worry about it, and it would get me all fired up.

"As I've gotten older, I've realized I control what I control. Malik's been great. I've been trying to help him out as much as possible. He's been great in the room, and we're trying to push each other and get better."

###

## **RIGHT TACKLE STARTING JOB STILL NOT SETTLED YET**

**BY TERRY MCCORMICK  
TITANINSIDER.COM  
AUGUST 21, 2022**

The right tackle battle for the Tennessee Titans is going down to the wire.

After the second preseason game Saturday night, a 13-3 win over Tampa Bay, Coach Mike Vrabel was not ready to commit to either Dillon Radunz or Nicholas Petit-Frere as having won the starting position for the season opener against the New York Giants on Sept. 11.

“Anybody that's trying to earn a role – if you are an offensive lineman, it would be to block your guy, to stay inside out of protection, to handle movement, to finish,” Vrabel said. “Those are all critical things for an offensive lineman. Nick (Nicholas Petit-Frere) got a couple of series at right tackle and then went over to left tackle. Not ready to make anything permanent right now but we'll see where we're at this week against Arizona.”

Rookie Malik Willis, who started his second straight preseason game, was under duress several times and was sacked three times in the game.

Petit-Frere got the start at right tackle, then moved to the left side when Taylor Lewan exited the game, and Radunz moved to right tackle.

Radunz, a second-round pick from North Dakota State in 2021, was part of a college offense that was heavy run, and is learning about pass protection at the pro level.

“It's really a lot of the top of the pocket and making sure that he stays inside out. These guys have a decision to make at the top of the pocket or they come back under, or they keep running the edge,” Vrabel said of Radunz's pass protection skills. “That's something that we

focused on with Dillon, just making sure that he doesn't lose at that point in time. I think he's done a better job. I think it's been better. Guys have tried to spin back inside on him, and I think he's done a good job.”

This week's joint practices against Arizona and the preseason finale Saturday night could help the Titans make their final decision as to who will win the job.

### **Steady improvement**

Willis got his second straight start, and show some improvement over what he did in his preseason debut at Baltimore. He had a TD pass to Chig Okonkwo, and also opened the game with a 21-yard completion to Nick Westbrook-Ikhine, something Vrabel was pleased with.

“The thing that stood out was when we were able to rip off a timing route in there to Nick (Westbrook-Ikhine) early in the game, which is something that he didn't do last week and we worked on it in practice. It was cool to see him be able to hit that. Maybe he can kind of see how the whole process works, the play pass, the timing of it and a 21-yard gain,” Vrabel said. “Other things that we still have to - and we still want to be able to work on, the operation at the line of scrimmage and the command. I just think it's tough to talk to him about running out the back of the pocket. And there's times where he's going to take off, make plays, protection breaks down and he's going to shrug guys off. And he did that. He found Dez (Fitzpatrick). He found Hassan (Haskins).

“I just don't want to see anybody get hurt, especially our quarterbacks. If you run out the back of the pocket in this league, these guys are coming. We'll continue to coach him in his pocket presence and being able to keep his eyes downfield. It's such a fine line, but just look at the beginning part of the game and the one timing pass that we needed to complete and wanted to see him do, he did it. We at least made some progress there. Then we'll continue to work on some of the other stuff.”

### **Newcomers**

Two new safeties who didn't have much time in the Titans system – Lonnie Johnson and Adrian Colbert – got a lot of snaps against the Bucs and acquitted themselves pretty well.

“It was good to see them get out there. I thought that group did a nice job of making some plays on the football, tackling, playing the football, and lowering the target,” Vrabel said. “They had some opportunities where you could be close to the defenseless receiver area, the head or neck. By playing the football, I think that helps them with that penalty. We try to teach them to find the ball and try to strike below the football and that should protect you as well. As far as grading on a curve, we just kind of see where they're at, look at how they're playing and the fundamentals that they're playing with. Try to keep the call somewhat manageable for them.”

###