# TONY ADAMS

**SAFETY ★ 5'11" ★ 210 LBS**

**COLLEGE:** ILLINOIS ★ **HOMETOWN:** CENTREVILLE, ILL.
**NFL EXPERIENCE (NFL/TITANS):** 5/1 ★ **ACQUIRED:** UFA (NYJ)-'26
**GAMES PLAYED/GAMES STARTED:** 60/38(Playoffs: 0/0)

29

## CAREER HIGHLIGHTS

• After making the Jets roster as an undrafted rookie in 2022, Adams became a regular starter in his second year, logging 15 starts at safety in 2023. He was one of six safeties with at least 80 tackles, three interceptions and five quarterback pressures during that season.

**PRO:** The Titans signed Tony Adams during the 2026 free agency period to add experience and physicality to the secondary. The 5-foot-11-inch, 210-pound safety saw action in 53 games with 36 starts in his first four NFL seasons while playing for the New York Jets. The Illinois product is a sure tackler in space and an elite communicator in the defensive backfield. Prior to his arrival with the Titans, Adams posted 227 tackles, 11 tackles for loss, two sacks, 16 passes defensed, four interceptions, 12 quarterback pressures, and five tackles on special teams.

## TITANS TIDBITS:

• Adams credits his mother for helping him develop a strong work ethic and mindset. “For my mother, ambition, hard work, and if you really want something – you have to go and get it,” said Adams. “I see my mother work really hard. I’d seen her work late nights, sometimes overnight, and she’d always tell me if you want something in this world – you have to go get it.”
• Adams’ favorite game from his college career was a win over Wisconsin on Illinois’ homecoming in 2019. Adams’ interception late in the fourth quarter set up the Fighting Illini’s final drive to take the lead. A game-winning field goal on the ensuing possession as time expired gave Illnois the 24-23 victory over the sixth-ranked Badgers, the school’s first win over a ranked opponent since 2011.

## CAREER TRANSACTIONS:

• The Centreville, Ill., native was signed by the N.Y. Jets as a rookie free agent on May 6, 2022.
• Signed by the Titans as an unrestricted free agent on March 17, 2026.

## SEASON RECAPS:

**2026 (7/2 - Tennessee):** Has led the team in tackles once in 2026 (vs. HST). Has tied for the team lead in special teams tackles once in 2026 (at NYG).
• Against N.Y. Jets (9/13), made his Titans debut as a reserve at safety and posted two tackles.
• Against Philadelphia (9/20), played as a reserve on special teams.
• At N.Y. Giants (9/27), saw action as a reserve at safety and on special teams. Notched a special teams tackle on coverage units.
• At Baltimore (10/4), played as a reserve at safety and recorded a quarterback pressure.
• Against Houston (10/11), started at safety and led the team with nine tackles. Forced a Texans' field goal by stuffing Woody Marks for no gain on a third-and-two rush early in the second quarter.
• At Indianapolis (10/18), started at safety and finished second on the squad with a career-best 12 tackles to go along with a sack, a pass defensed and two quarterback pressures. Broke up a pass intended for Keenan Allen in the opening stanza. Sacked Daniel Jones for a one-yard loss in the fourth quarter.
• Against Cleveland (10/25), played as a reserve at safety and collected a fumble recovery. Pounced on a Harold Fannin fumble that was forced by Anthony Hill Jr. in the second quarter.

**2025 (12/9 - N.Y. Jets):** Appeared in 12 games with nine starts at safety and logged 48 tackles, three stops for loss, a sack and five passes defensed. Was inactive for two contests. Placed on injured reserve on Dec. 18 and missed the final three games of the season.
• Against Dallas (10/5), started at safety and recorded five tackles, a stop for loss and a pass defensed.
• Against Cleveland (11/9), led the team with a season-high nine tackles. Added a stop for loss and a pass defensed.
• Against Atlanta (11/30), recorded five tackles including a stop for loss. Added his first sack of the season, flying into the pocket to bring down Kirk Cousins for a loss of eight yards on third-and-six.

**2024 (15/11 - N.Y. Jets):** Played in 15 games with 11 starts at safety. Registered 82 tackles (tying his career-high), two stops for loss, a sack, an interception, five quarterback pressures and a career-best six passes defensed. Helped the Jets finish third in total defense (313.8 yards allowed per game). Was one of six safeties to log at least 82 tackles, an interception, a sack, six passes defensed and five quarterback pressures. Was inactive for two games.
• At San Francisco (9/9), opened the season by leading the team with a season-high 12 tackles against the 49ers. Sacked Brock Purdy and added a pass defensed. He was the only player in the NFL to record 12 tackles, a sack and a pass defensed in Week 1 and it marked one of seven such performances during the 2024 season.
• At Tennessee (9/15), notched three tackles and tied a career-high with two passes defensed. His second pass breakup was on fourth down in the final stanza to secure the Jets victory.
• Against L.A. Rams (12/22), nabbed his first interception of the season, picking off a Matthew Stafford pass in the second quarter. Added five tackles.

**2023 (15/15 - N.Y. Jets):** Started at safety in 15 games while establishing career-highs with 82 tackles, six tackles for loss and three interceptions. Adams joined Mike Hilton as the only undrafted playes with at least five tackles for loss on rush plays in 2023. Was inactive for two contests.
• Against Philadelphia (10/15), intercepted a Jalen Hurts pass and returned it 45 yards to set up the Jets’ offense to score the game-winning touchdown. Also credited with seven tackles and a stop for loss.
• At N.Y. Giants (10/29), recorded a season-high 10 tackles, including a stop for loss in the win.
• Against Washington (12/24), nabbed his second interception of the season, picking off a deflected pass on the second play of the game from scrimmage. He also made five tackles in the Jets’ victory.
• At New England (1/7), recorded a season-high two passes defensed, including his third interception of the year to mark a career-high for a season. Added two tackles.

**2022 (11/1 - N.Y. Jets):** Saw action in 11 games as a rookie after making the 53-man roster as an undrafted free agent. Made his NFL debut against Baltimore (9/11) and made his first start at Miami (1/8). Also contributed heavily on special teams. Registered 15 tackles and two special teams tackles. Was inactive for six contests.
• Against Baltimore (9/11), made his NFL debut, playing primarily as a reserve on special teams.
• At Miami (1/8), logged his first career start and registered six tackles.

## COLLEGE:

• Played in 41 games with 36 starts in five seasons at Illinois (2017-21) and collected 204 tackles, 11 stops for loss, three sacks, 11 passes defensed and six interceptions. Began his career as a cornerback before logging starts at safety and as a hybrid defensive back as an upperclassmen.
• As a graduate (2021), started 11 of the 12 games he appeared in and ranked third on the team with 63 tackles, 3.5 tackles for loss, a sack, five passes defensed and an interception.
• As a senior (2020), started all six games he played and totaled 51 tackles and a pass defensed.
• As a junior (2019), started 10 games and logged 39 tackles, three stops for loss and two interceptions. Against No. 6 Wisconsin, nabbed an interception with 2:32 left to set up the game-winning field goal as time expired. It was Illinois’ first win over a ranked opponent since 2011.
• As a sophomore (2018), recorded seven starts (five at safety, two at cornerback) in eight games played. Finished with 43 tackles, 3.5 stops for loss, a sack, four pass breakups and an interception. Also notched a pick-six at Purdue for his first career touchdown. Named Academic All-Big Ten.
• As a freshman (2017), played in five games with two starts at cornerback

and recorded eight tackles, a stop for loss, a sack and an interception.
• Graduated from Illinois with a bachelor's degree in political science in Dec. 2020.

**PERSONAL:**
• Attended St. Louis University (Mo.) High School and was a three-star recruit according to 247Sports, Rivals, ESPN and Scout.
• Played wide receiver and defensive back for coach Gary Kornfeld and was ranked the No. 6 overall recruit in the state of Missouri.
• Follow Adams on X at @Iwill_suceed20.
• Born Tony Adams Jr. on Jan. 24, 1999 in Belleville, Ill.

## REGULAR SEASON COMPARISON: DEFENSIVE - CINCINNATI BENGALS

| | | | | TACKLES | | | | | | | | | MISC | | |
|---|---|---|---|---|---|---|---|---|---|---|---|---|---|---|---|
| DATE | OPP | W/L | GP/GS | TOT | SOLO | ASST | SACK | YDS. | INT | TFL | PD | QBH | TD | FF | FR |
| 9/25/22 | NYJ vs. CIN | L | P | 0 | 0 | 0 | 0.0 | 0.0 | 0 | 0 | 0 | 0 | 0 | 0 | 0 |
| 10/26/25 | NYJ @ CIN | W | P | 1 | 1 | 0 | 0.0 | 0.0 | 0 | 0 | 1 | 0 | 0 | 0 | 0 |
| TOTALS | | 1/1 | 2/0 | 1 | 1 | 0 | 0.0 | 0.0 | 0 | 0 | 1 | 0 | 0 | 0 | 0 |

## TONY ADAMS' NFL REGULAR SEASON DEFENSIVE STATISTICS

| | | | | TACKLES | | | | | | | | INTERCEPTIONS | | | | | O. FUMB | | | | ST | | | | |
|---|---|---|---|---|---|---|---|---|---|---|---|---|---|---|---|---|---|---|---|---|---|---|---|---|---|
| DATE | TEAM | GP | GS | TK | S | A | TFL | YDS | SK | YDS | QBP | NO | YDS | LG | TD | PD | FF | FR | TD | YDS | TK | S | A | FF | FR |
| 2022 | Jets | 11 | 1 | 15 | 9 | 6 | 0 | 0 | 0.0 | 0.0 | 1 | 0 | 0 | 0 | 0 | 0 | 0 | 0 | 0 | 0 | 2 | 1 | 1 | 0 | 0 |
| 2023 | Jets | 15 | 15 | 82 | 54 | 28 | 6 | 5 | 0.0 | 0.0 | 5 | 3 | 50 | 45 | 0 | 5 | 0 | 0 | 0 | 0 | 0 | 0 | 0 | 0 | 0 |
| 2024 | Jets | 15 | 11 | 82 | 41 | 41 | 2 | 2 | 1.0 | 0.0 | 5 | 1 | 0 | 0 | 0 | 6 | 0 | 0 | 0 | 0 | 2 | 1 | 1 | 0 | 0 |
| 2025 | Jets | 12 | 9 | 48 | 31 | 17 | 3 | 16 | 1.0 | 8.0 | 1 | 0 | 0 | 0 | 0 | 5 | 0 | 0 | 0 | 0 | 1 | 0 | 1 | 0 | 0 |
| 2026 | Titans | 7 | 2 | 23 | 11 | 12 | 1 | 1 | 1.0 | 1.0 | 3 | 0 | 0 | 0 | 0 | 1 | 0 | 1 | 0 | -3 | 1 | 1 | 0 | 0 | 0 |
| NFL TOTALS | | 60 | 38 | 250 | 146 | 104 | 12 | 24 | 3.0 | 9.0 | 15 | 4 | 50 | 45 | 0 | 17 | 0 | 1 | 0 | -3 | 6 | 3 | 3 | 0 | 0 |

## SINGLE-GAME HIGHS: DEFENSIVE

| | |
|---|---|
| **Total Tackles** | 12 (2 times, last at Indianapolis Colts, Oct 18, 2026) |
| **Solo Tackles** | 8 (3 times, last at Indianapolis Colts, Oct 18, 2026) |
| **Sacks** | 1.0 (3 times, last at Indianapolis Colts, Oct 18, 2026) |
| **Passes Defensed** | 2 (2 times, last at Tennessee Titans, Sep 15, 2024) |
| **Tackles For Loss** | 2 (2 times, last vs. Denver Broncos, Sep 29, 2024) |
| **Interceptions** | 1 (4 times, last vs. Los Angeles Rams, Dec 22, 2024) |
| **Interception Return Yards** | 45 (vs. Philadelphia Eagles, Oct 15, 2023) |
| **Special Teams Tackles** | 1 (5 times, last vs. Pittsburgh Steelers, Sep 07, 2025) |

## 2022 GAME-BY-GAME REGULAR-SEASON STATISTICS (JETS)

| | | | TACKLES | | | | | | | | INTERCEPTIONS | | | | | O. FUMB | | | | ST | | | | | | |
|---|---|---|---|---|---|---|---|---|---|---|---|---|---|---|---|---|---|---|---|---|---|---|---|---|---|---|
| DATE | OPPONENT | P/S | TK | S | A | SK | YDS | TFL | YDS | QBP | NO | YDS | LG | TD | PD | FF | FR | TD | YDS | TK | S | A | FF | FR | W/L | SCORE |
| 09/11 | Ravens | P | 0 | 0 | 0 | 0.0 | 0.0 | 0 | 0 | 0 | 0 | 0 | 0 | 0 | 0 | 0 | 0 | 0 | 0 | 0 | 0 | 0 | 0 | 0 | L | 9-24 |
| 09/18 | at Browns | P | 1 | 0 | 1 | 0.0 | 0.0 | 0 | 0 | 0 | 0 | 0 | 0 | 0 | 0 | 0 | 0 | 0 | 0 | 0 | 0 | 0 | 0 | 0 | W | 31-30 |
| 09/25 | Bengals | P | 0 | 0 | 0 | 0.0 | 0.0 | 0 | 0 | 0 | 0 | 0 | 0 | 0 | 0 | 0 | 0 | 0 | 0 | 0 | 0 | 0 | 0 | 0 | L | 12-27 |
| 10/02 | at Steelers | P | 0 | 0 | 0 | 0.0 | 0.0 | 0 | 0 | 0 | 0 | 0 | 0 | 0 | 0 | 0 | 0 | 0 | 0 | 0 | 0 | 0 | 0 | 0 | W | 24-20 |
| 10/09 | Dolphins | | | | | | | | | | | INACTIVE | | | | | | | | | | | | | W | 40-17 |
| 10/16 | at Packers | | | | | | | | | | | INACTIVE | | | | | | | | | | | | | W | 27-10 |
| 10/23 | at Broncos | P | 0 | 0 | 0 | 0.0 | 0.0 | 0 | 0 | 0 | 0 | 0 | 0 | 0 | 0 | 0 | 0 | 0 | 0 | 0 | 0 | 0 | 0 | 0 | W | 16-9 |
| 10/30 | Patriots | | | | | | | | | | | INACTIVE | | | | | | | | | | | | | L | 17-22 |
| 11/06 | Bills | | | | | | | | | | | INACTIVE | | | | | | | | | | | | | W | 20-17 |
| 11/20 | at Patriots | | | | | | | | | | | INACTIVE | | | | | | | | | | | | | L | 3-10 |
| 11/27 | Bears | | | | | | | | | | | INACTIVE | | | | | | | | | | | | | W | 31-10 |
| 12/04 | at Vikings | P | 0 | 0 | 0 | 0.0 | 0.0 | 0 | 0 | 0 | 0 | 0 | 0 | 0 | 0 | 0 | 0 | 0 | 0 | 0 | 0 | 0 | 0 | 0 | L | 22-27 |
| 12/11 | at Bills | P | 1 | 1 | 0 | 0.0 | 0.0 | 0 | 0 | 0 | 0 | 0 | 0 | 0 | 0 | 0 | 0 | 0 | 0 | 1 | 1 | 0 | 0 | 0 | L | 12-20 |
| 12/18 | Lions | P | 2 | 2 | 0 | 0.0 | 0.0 | 0 | 0 | 0 | 0 | 0 | 0 | 0 | 0 | 0 | 0 | 0 | 0 | 0 | 0 | 0 | 0 | 0 | L | 17-20 |
| 12/22 | Jaguars | P | 0 | 0 | 0 | 0.0 | 0.0 | 0 | 0 | 0 | 0 | 0 | 0 | 0 | 0 | 0 | 0 | 0 | 0 | 0 | 0 | 0 | 0 | 0 | L | 3-19 |
| 01/01 | at Seahawks | P | 5 | 4 | 1 | 0.0 | 0.0 | 0 | 0 | 1 | 0 | 0 | 0 | 0 | 0 | 0 | 0 | 0 | 0 | 1 | 0 | 1 | 0 | 0 | L | 6-23 |
| 01/08 | at Dolphins | S | 6 | 2 | 4 | 0.0 | 0.0 | 0 | 0 | 0 | 0 | 0 | 0 | 0 | 0 | 0 | 0 | 0 | 0 | 0 | 0 | 0 | 0 | 0 | L | 6-11 |
| 2022 TOTALS | | 11-1 | 15 | 9 | 6 | 0.0 | 0.0 | 0 | 0 | 1 | 0 | 0 | 0 | 0 | 0 | 0 | 0 | 0 | 0 | 2 | 1 | 1 | 0 | 0 | 7-10 | |

## 2023 GAME-BY-GAME REGULAR-SEASON STATISTICS (JETS)

| | | | TACKLES | | | | | | | | INTERCEPTIONS | | | | | O. FUMB | | | | ST | | | | | | |
|---|---|---|---|---|---|---|---|---|---|---|---|---|---|---|---|---|---|---|---|---|---|---|---|---|---|---|
| DATE | OPPONENT | P/S | TK | S | A | SK | YDS | TFL | YDS | QBP | NO | YDS | LG | TD | PD | FF | FR | TD | YDS | TK | S | A | FF | FR | W/L | SCORE |
| 09/11 | Bills | S | 5 | 4 | 1 | 0.0 | 0.0 | 0 | 0 | 1 | 0 | 0 | 0 | 0 | 0 | 0 | 0 | 0 | 0 | 0 | 0 | 0 | 0 | 0 | W | 22-16+ |
| 09/17 | at Cowboys | S | 5 | 5 | 0 | 0.0 | 0.0 | 0 | 0 | 1 | 0 | 0 | 0 | 0 | 0 | 0 | 0 | 0 | 0 | 0 | 0 | 0 | 0 | 0 | L | 10-30 |
| 09/24 | Patriots | | | | | | | | | | INACTIVE | | | | | | | | | | | | | | L | 10-15 |
| 10/01 | Chiefs | | | | | | | | | | INACTIVE | | | | | | | | | | | | | | L | 20-23 |
| 10/08 | at Broncos | S | 5 | 4 | 1 | 0.0 | 0.0 | 0 | 0 | 0 | 0 | 0 | 0 | 0 | 0 | 0 | 0 | 0 | 0 | 0 | 0 | 0 | 0 | 0 | W | 31-21 |
| 10/15 | Eagles | S | 7 | 5 | 2 | 0.0 | 0.0 | 1 | 2 | 1 | 1 | 45 | 45 | 0 | 1 | 0 | 0 | 0 | 0 | 0 | 0 | 0 | 0 | 0 | W | 20-14 |
| 10/29 | at Giants | S | 10 | 7 | 3 | 0.0 | 0.0 | 1 | 0 | 1 | 0 | 0 | 0 | 0 | 0 | 0 | 0 | 0 | 0 | 0 | 0 | 0 | 0 | 0 | W | 13-10+ |
| 11/06 | Chargers | S | 3 | 2 | 1 | 0.0 | 0.0 | 0 | 0 | 0 | 0 | 0 | 0 | 0 | 0 | 0 | 0 | 0 | 0 | 0 | 0 | 0 | 0 | 0 | L | 6-27 |
| 11/12 | at Raiders | S | 7 | 3 | 4 | 0.0 | 0.0 | 1 | 0 | 1 | 0 | 0 | 0 | 0 | 0 | 0 | 0 | 0 | 0 | 0 | 0 | 0 | 0 | 0 | L | 12-16 |
| 11/19 | at Bills | S | 4 | 4 | 0 | 0.0 | 0.0 | 0 | 0 | 0 | 0 | 0 | 0 | 0 | 0 | 0 | 0 | 0 | 0 | 0 | 0 | 0 | 0 | 0 | L | 6-32 |
| 11/24 | Dolphins | S | 5 | 1 | 4 | 0.0 | 0.0 | 0 | 0 | 0 | 0 | 0 | 0 | 0 | 0 | 0 | 0 | 0 | 0 | 0 | 0 | 0 | 0 | 0 | L | 13-34 |
| 12/03 | Falcons | S | 8 | 5 | 3 | 0.0 | 0.0 | 0 | 0 | 0 | 0 | 0 | 0 | 0 | 0 | 0 | 0 | 0 | 0 | 0 | 0 | 0 | 0 | 0 | L | 8-13 |
| 12/10 | Texans | S | 4 | 2 | 2 | 0.0 | 0.0 | 0 | 0 | 0 | 0 | 0 | 0 | 0 | 1 | 0 | 0 | 0 | 0 | 0 | 0 | 0 | 0 | 0 | W | 30-6 |
| 12/17 | at Dolphins | S | 4 | 3 | 1 | 0.0 | 0.0 | 1 | 1 | 0 | 0 | 0 | 0 | 0 | 0 | 0 | 0 | 0 | 0 | 0 | 0 | 0 | 0 | 0 | L | 0-30 |
| 12/24 | Commanders | S | 5 | 4 | 1 | 0.0 | 0.0 | 0 | 0 | 0 | 1 | 5 | 5 | 0 | 1 | 0 | 0 | 0 | 0 | 0 | 0 | 0 | 0 | 0 | W | 30-28 |
| 12/28 | at Browns | S | 8 | 5 | 3 | 0.0 | 0.0 | 2 | 2 | 0 | 0 | 0 | 0 | 0 | 0 | 0 | 0 | 0 | 0 | 0 | 0 | 0 | 0 | 0 | L | 20-37 |
| 01/07 | at Patriots | S | 2 | 0 | 2 | 0.0 | 0.0 | 0 | 0 | 0 | 1 | 0 | 0 | 0 | 2 | 0 | 0 | 0 | 0 | 0 | 0 | 0 | 0 | 0 | W | 17-3 |
| **2023 TOTALS** | | **15-15** | **82** | **54** | **28** | **0.0** | **0.0** | **6** | **5** | **5** | **3** | **50** | **45** | **0** | **5** | **0** | **0** | **0** | **0** | **0** | **0** | **0** | **0** | **0** | **7-10** | |

+ - Overtime

## 2024 GAME-BY-GAME REGULAR-SEASON STATISTICS (JETS)

| | | | TACKLES | | | | | | | | INTERCEPTIONS | | | | | O. FUMB | | | | ST | | | | | | |
|---|---|---|---|---|---|---|---|---|---|---|---|---|---|---|---|---|---|---|---|---|---|---|---|---|---|---|
| DATE | OPPONENT | P/S | TK | S | A | SK | YDS | TFL | YDS | QBP | NO | YDS | LG | TD | PD | FF | FR | TD | YDS | TK | S | A | FF | FR | W/L | SCORE |
| 09/09 | at 49ers | S | 12 | 8 | 4 | 1.0 | 0.0 | 0 | 0 | 1 | 0 | 0 | 0 | 0 | 1 | 0 | 0 | 0 | 0 | 0 | 0 | 0 | 0 | 0 | L | 19-32 |
| 09/15 | at Titans | S | 3 | 2 | 1 | 0.0 | 0.0 | 0 | 0 | 1 | 0 | 0 | 0 | 0 | 2 | 0 | 0 | 0 | 0 | 0 | 0 | 0 | 0 | 0 | W | 24-17 |
| 09/19 | Patriots | S | 3 | 1 | 2 | 0.0 | 0.0 | 0 | 0 | 0 | 0 | 0 | 0 | 0 | 1 | 0 | 0 | 0 | 0 | 0 | 0 | 0 | 0 | 0 | W | 24-3 |
| 09/29 | Broncos | S | 11 | 4 | 7 | 0.0 | 0.0 | 2 | 2 | 0 | 0 | 0 | 0 | 0 | 0 | 0 | 0 | 0 | 0 | 0 | 0 | 0 | 0 | 0 | L | 9-10 |
| 10/06 | at Vikings | S | 6 | 4 | 2 | 0.0 | 0.0 | 0 | 0 | 0 | 0 | 0 | 0 | 0 | 1 | 0 | 0 | 0 | 0 | 0 | 0 | 0 | 0 | 0 | L | 17-23 |
| 10/14 | Bills | S | 8 | 6 | 2 | 0.0 | 0.0 | 0 | 0 | 0 | 0 | 0 | 0 | 0 | 0 | 0 | 0 | 0 | 0 | 0 | 0 | 0 | 0 | 0 | L | 20-23 |
| 10/20 | at Steelers | S | 5 | 0 | 5 | 0.0 | 0.0 | 0 | 0 | 0 | 0 | 0 | 0 | 0 | 0 | 0 | 0 | 0 | 0 | 0 | 0 | 0 | 0 | 0 | L | 15-37 |
| 10/27 | at Patriots | | | | | | | | | | INACTIVE | | | | | | | | | | | | | | L | 22-25 |
| 10/31 | Texans | | | | | | | | | | INACTIVE | | | | | | | | | | | | | | W | 21-13 |
| 11/10 | at Cardinals | S | 10 | 5 | 5 | 0.0 | 0.0 | 0 | 0 | 0 | 0 | 0 | 0 | 0 | 0 | 0 | 0 | 0 | 0 | 0 | 0 | 0 | 0 | 0 | L | 6-31 |
| 11/17 | Colts | P | 0 | 0 | 0 | 0.0 | 0.0 | 0 | 0 | 0 | 0 | 0 | 0 | 0 | 0 | 0 | 0 | 0 | 0 | 0 | 0 | 0 | 0 | 0 | L | 27-28 |
| 12/01 | Seahawks | P | 3 | 1 | 2 | 0.0 | 0.0 | 0 | 0 | 0 | 0 | 0 | 0 | 0 | 0 | 0 | 0 | 0 | 0 | 0 | 0 | 0 | 0 | 0 | L | 21-26 |
| 12/08 | at Dolphins | P | 1 | 0 | 1 | 0.0 | 0.0 | 0 | 0 | 0 | 0 | 0 | 0 | 0 | 0 | 0 | 0 | 0 | 0 | 1 | 0 | 1 | 0 | 0 | L | 26-32+ |
| 12/15 | at Jaguars | P | 7 | 4 | 3 | 0.0 | 0.0 | 0 | 0 | 1 | 0 | 0 | 0 | 0 | 0 | 0 | 0 | 0 | 0 | 0 | 0 | 0 | 0 | 0 | W | 32-25 |
| 12/22 | Rams | S | 5 | 2 | 3 | 0.0 | 0.0 | 0 | 0 | 0 | 1 | 0 | 0 | 0 | 1 | 0 | 0 | 0 | 0 | 0 | 0 | 0 | 0 | 0 | L | 9-19 |
| 12/29 | at Bills | S | 4 | 3 | 1 | 0.0 | 0.0 | 0 | 0 | 0 | 0 | 0 | 0 | 0 | 0 | 0 | 0 | 0 | 0 | 1 | 1 | 0 | 0 | 0 | L | 14-40 |
| 01/05 | Dolphins | S | 4 | 1 | 3 | 0.0 | 0.0 | 0 | 0 | 2 | 0 | 0 | 0 | 0 | 0 | 0 | 0 | 0 | 0 | 0 | 0 | 0 | 0 | 0 | W | 32-20 |
| **2024 TOTALS** | | **15-11** | **82** | **41** | **41** | **1.0** | **0.0** | **2** | **2** | **5** | **1** | **0** | **0** | **0** | **6** | **0** | **0** | **0** | **0** | **2** | **1** | **1** | **0** | **0** | **5-12** | |

+ - Overtime

## 2025 GAME-BY-GAME REGULAR-SEASON STATISTICS (JETS)

| | | | TACKLES | | | | | | | | INTERCEPTIONS | | | | | O. FUMB | | | | ST | | | | | | |
|---|---|---|---|---|---|---|---|---|---|---|---|---|---|---|---|---|---|---|---|---|---|---|---|---|---|---|
| DATE | OPPONENT | P/S | TK | S | A | SK | YDS | TFL | YDS | QBP | NO | YDS | LG | TD | PD | FF | FR | TD | YDS | TK | S | A | FF | FR | W/L | SCORE |
| 09/07 | Steelers | S | 5 | 3 | 2 | 0.0 | 0.0 | 0 | 0 | 0 | 0 | 0 | 0 | 0 | 0 | 0 | 0 | 0 | 0 | 1 | 0 | 1 | 0 | 0 | L | 32-34 |
| 09/14 | Bills | S | 5 | 4 | 1 | 0.0 | 0.0 | 0 | 0 | 0 | 0 | 0 | 0 | 0 | 0 | 0 | 0 | 0 | 0 | 0 | 0 | 0 | 0 | 0 | L | 10-30 |
| 09/21 | at Buccaneers | | | | | | | | | | INACTIVE | | | | | | | | | | | | | | L | 27-29 |
| 09/29 | at Dolphins | S | 3 | 1 | 2 | 0.0 | 0.0 | 0 | 0 | 0 | 0 | 0 | 0 | 0 | 1 | 0 | 0 | 0 | 0 | 0 | 0 | 0 | 0 | 0 | L | 21-27 |
| 10/05 | Cowboys | S | 5 | 3 | 2 | 0.0 | 0.0 | 1 | 1 | 0 | 0 | 0 | 0 | 0 | 1 | 0 | 0 | 0 | 0 | 0 | 0 | 0 | 0 | 0 | L | 22-37 |
| 10/12 | Broncos | P | 0 | 0 | 0 | 0.0 | 0.0 | 0 | 0 | 0 | 0 | 0 | 0 | 0 | 0 | 0 | 0 | 0 | 0 | 0 | 0 | 0 | 0 | 0 | L | 11-13 |
| 10/19 | Panthers | P | 0 | 0 | 0 | 0.0 | 0.0 | 0 | 0 | 0 | 0 | 0 | 0 | 0 | 0 | 0 | 0 | 0 | 0 | 0 | 0 | 0 | 0 | 0 | L | 6-13 |
| 10/26 | at Bengals | P | 1 | 1 | 0 | 0.0 | 0.0 | 0 | 0 | 0 | 0 | 0 | 0 | 0 | 1 | 0 | 0 | 0 | 0 | 0 | 0 | 0 | 0 | 0 | W | 39-38 |
| 11/09 | Browns | S | 9 | 8 | 1 | 0.0 | 0.0 | 1 | 7 | 0 | 0 | 0 | 0 | 0 | 1 | 0 | 0 | 0 | 0 | 0 | 0 | 0 | 0 | 0 | W | 27-20 |
| 11/13 | at Patriots | S | 6 | 3 | 3 | 0.0 | 0.0 | 0 | 0 | 0 | 0 | 0 | 0 | 0 | 0 | 0 | 0 | 0 | 0 | 0 | 0 | 0 | 0 | 0 | L | 14-27 |
| 11/23 | at Ravens | S | 6 | 2 | 4 | 0.0 | 0.0 | 0 | 0 | 0 | 0 | 0 | 0 | 0 | 1 | 0 | 0 | 0 | 0 | 0 | 0 | 0 | 0 | 0 | L | 10-23 |
| 11/30 | Falcons | S | 5 | 3 | 2 | 1.0 | 8.0 | 1 | 8 | 1 | 0 | 0 | 0 | 0 | 0 | 0 | 0 | 0 | 0 | 0 | 0 | 0 | 0 | 0 | W | 27-24 |
| 12/07 | Dolphins | | | | | | | | | | INACTIVE | | | | | | | | | | | | | | L | 10-34 |
| 12/14 | at Jaguars | S | 3 | 3 | 0 | 0.0 | 0.0 | 0 | 0 | 0 | 0 | 0 | 0 | 0 | 0 | 0 | 0 | 0 | 0 | 0 | 0 | 0 | 0 | 0 | L | 20-48 |
| 12/21 | at Saints | | | | | | | | | | INJURED RESERVE | | | | | | | | | | | | | | L | 6-29 |
| 12/28 | Patriots | | | | | | | | | | INJURED RESERVE | | | | | | | | | | | | | | L | 10-42 |
| 01/04 | at Bills | | | | | | | | | | INJURED RESERVE | | | | | | | | | | | | | | L | 8-35 |
| **2025 TOTALS** | | **12-9** | **48** | **31** | **17** | **1.0** | **8.0** | **3** | **16** | **1** | **0** | **0** | **0** | **0** | **5** | **0** | **0** | **0** | **0** | **1** | **0** | **1** | **0** | **0** | **3-14** | |

## 2026 GAME-BY-GAME REGULAR-SEASON STATISTICS (TITANS)

| | | | TACKLES | | | | | | | | INTERCEPTIONS | | | | | O. FUMB | | | | ST | | | | | | |
|---|---|---|---|---|---|---|---|---|---|---|---|---|---|---|---|---|---|---|---|---|---|---|---|---|---|---|
| DATE | OPPONENT | P/S | TK | S | A | SK | YDS | TFL | YDS | QBP | NO | YDS | LG | TD | PD | FF | FR | TD | YDS | TK | S | A | FF | FR | W/L | SCORE |
| 09/13 | Jets | P | 2 | 1 | 1 | 0.0 | 0.0 | 0 | 0 | 0 | 0 | 0 | 0 | 0 | 0 | 0 | 0 | 0 | 0 | 0 | 0 | 0 | 0 | 0 | L | 10-23 |
| 09/20 | Eagles | P | 0 | 0 | 0 | 0.0 | 0.0 | 0 | 0 | 0 | 0 | 0 | 0 | 0 | 0 | 0 | 0 | 0 | 0 | 0 | 0 | 0 | 0 | 0 | L | 20-24 |
| 09/27 | at Giants | P | 0 | 0 | 0 | 0.0 | 0.0 | 0 | 0 | 0 | 0 | 0 | 0 | 0 | 0 | 0 | 0 | 0 | 0 | 1 | 1 | 0 | 0 | 0 | L | 7-12 |
| 10/04 | at Ravens | P | 0 | 0 | 0 | 0.0 | 0.0 | 0 | 0 | 1 | 0 | 0 | 0 | 0 | 0 | 0 | 0 | 0 | 0 | 0 | 0 | 0 | 0 | 0 | L | 18-24 |
| 10/11 | Texans | S | 9 | 2 | 7 | 0.0 | 0.0 | 0 | 0 | 0 | 0 | 0 | 0 | 0 | 0 | 0 | 0 | 0 | 0 | 0 | 0 | 0 | 0 | 0 | L | 3-26 |
| 10/18 | at Colts | S | 12 | 8 | 4 | 1.0 | 1.0 | 1 | 1 | 2 | 0 | 0 | 0 | 0 | 1 | 0 | 0 | 0 | 0 | 0 | 0 | 0 | 0 | 0 | W | 26-20 |
| 10/25 | Browns | P | 0 | 0 | 0 | 0.0 | 0.0 | 0 | 0 | 0 | 0 | 0 | 0 | 0 | 0 | 0 | 1 | 0 | -3 | 0 | 0 | 0 | 0 | 0 | L | 24-27 |
| **2026 TOTALS** | | **7-2** | **23** | **11** | **12** | **1.0** | **1.0** | **1** | **1** | **3** | **0** | **0** | **0** | **0** | **1** | **0** | **1** | **0** | **-3** | **1** | **1** | **0** | **0** | **0** | **1-6** | |



# ELIC AYOMANOR

**WIDE RECEIVER ★ 6'2" ★ 206 LBS**

**COLLEGE:** STANFORD ★ **HOMETOWN:** MEDICINE HAT, ALBERTA, CAN.
**NFL EXPERIENCE (NFL/TITANS):** 2/2 ★ **ACQUIRED:** D4C-'25
**GAMES PLAYED/GAMES STARTED:** 23/18(Playoffs: 0/0)

5

## CAREER HIGHLIGHTS

• Ayomanor became the sixth rookie in franchise history to reach 40 receptions, 500 receiving yards and four receiving touchdowns, joining Bill Groman (1960), Charlie Hennigan (1960), Jerry LeVias (1969), Kendall Wright (2012) and A.J. Brown (2019).

**PRO:** The Titans traded up in the fourth round of the 2025 NFL Draft to select wide receiver Elic Ayomanor. The 6-foot-2-inch, 206-pounder is a fast, physical receiver that possesses a large catch radius. The Medicine Hat, Alberta, Canada, native played two seasons (2023-2024) at Stanford where he led the Cardinal in receptions and receiving yards both campaigns with totals of 125 receptions for 1,844 yards with 12 touchdowns. As a rookie, Ayomanor started in 14 games and recorded 41 receptions for 515 yards with four touchdowns.

## TITANS TIDBITS:

• Ayomanor was born in Medicine Hat, Alberta, Canada. He lived in Kincaid, a town of less than 200 people.
• Ayomanor was a computer science major at Stanford. He interned as an analyst at Altamont Capital Partners private equity firm following his sophomore year.
• Ayomanor was forced to grow up fast in high school. After his freshman season in Canada, he moved away from home to attend boarding school in New Jersey and then Massachusetts. "It wasn't so much adversity as much a great opportunity that taught me a lot about living."
• Ayomanor's mother, Pam Weiterman, gained a reputation as an arm wrestler. She grew up on a farm, where arm wresting was a big tradition, and she excelled at it.

## CAREER TRANSACTIONS:

• The Medicine Hat, Alberta, Canada, native was selected by the Titans in the fourth round (136th overall) of the 2025 NFL Draft.

## SEASON RECAPS:

**2026 (7/4):** Has led the team in receiving yards once in 2026 (vs. PHI). Has tied for the team lead in special teams tackles once in 2026 (vs. HST).
• Against N.Y. Jets (9/13), played as a reserve at wide receiver and snared an 11-yard touchdown reception. Got open in the end zone and hauled in an 11-yard score late in the fourth quarter.
• Against Philadelphia (9/20), started at wide receiver and led the team with 69 receiving yards on two catches. Extended the Titans' scoring drive late in the first half with a 28-yard grab on third-and-13. Snared a career-long 41-yard catch and hurdled an Eagles defender during the Titans' scoring drive late in the final stanza.
• At N.Y. Giants (9/27), started at wide receiver and snared an 11-yard reception during the Titans' final drive.
• At Baltimore (10/4), started at wide receiver and caught a 22-yard pass in the second quarter. Drew a 39-yard pass interference penalty on a deep shot during a Titans' scoring drive in the third stanza.
• Against Houston (10/11), played as a reserve at wide receiver and snared a 17-yard reception. Tied for the team lead with a special teams stop.
• At Indianapolis (10/18), saw action as a reserve at wide receiver and hauled in one pass for three yards.
• Against Cleveland (10/25), started at wide receiver and caught three passes for 44 yards. Extended the Titans' game-tying touchdown drive with a 26-yard grab on fourth-and-eight late in the final stanza.

**2025 (16/14):** Played in 16 games with 14 starts at wide receiver as a rookie and tied for the team lead with four receiving touchdowns. Ranked second on the squad with 515 receiving yards and fifth on the team with 41 receptions. Was inactive for one contest. Tied for the team lead in receptions three times in 2025 (vs. LAR, vs. LAC, vs. NO). Led the team in receiving yards four times in 2025 (at HST, vs. LAC, vs. KC, at JAX). Made his NFL debut and first career NFL start at Denver (9/7).
• At Denver (9/7), started at wide receiver in his first career NFL contest and caught two passes for 13 yards.
• Against L.A. Rams (9/14), started at wide receiver and tied for the team lead with four catches for 56 yards with his first career touchdown reception. Kept the Titans' touchdown drive alive with a one-handed, 23-yard sideline grab on third-and-six late in the second quarter. Evened the score at 10-10 with his first career touchdown reception, a nine-yard strike from Cam Ward, on an across-the-field connection late in the second quarter.
• Against Indianapolis (9/21), started at wide receiver and hauled in four receptions for 38 yards with a touchdown. Got open in the end zone for an eight-yard touchdown grab on fourth-and-goal in the final stanza.
• At Cleveland (12/7), started at wide receiver and hauled in a 14-yard touchdown reception.
• Against Kansas City (12/21), played as a reserve at wide receiver and led the team with a career-best 58 receiving yards on three catches. Kept a Titans' touchdown drive alive with a 25-yard grab on third-and-four in the third stanza. Extended the Titans' final touchdown drive with a 24-yard catch on third-and-10 in the final quarter.
• Against New Orleans (12/28), started at wide receiver and tied for the team lead with four catches for 37 yards with a touchdown. Gave the Titans a 20-10 lead with a seven-yard touchdown catch late in the second quarter.

## COLLEGE:

• Ayomanor played two seasons at Stanford and amassed 125 receptions for 1,844 yards with 12 touchdowns. He led the Cardinal in receptions and receiving yards in both campaigns and set the program record for receiving yards in a game (294) at Colorado as a redshirt freshman in 2023.
• As a sophomore (2024), started all 12 games and was named second team All-ACC from the coaches after leading all Stanford receivers with 63 receptions for 831 yards. Recorded six receiving touchdowns, tied for the most by a Cardinal wideout. Was the Cardinal's leading receiver in seven of the 12 games. Finished seventh in the ACC in receptions (63) and tied for ninth in receiving touchdowns (6), while ranking third in pass-blocking (72.7, per Pro Football Focus). Named the team's Tommy Vardell Award winner, awarded to an academic junior or senior player who best epitomizes excellence in both academics and athletics and Stanford's Deswarte-Eller Award winner, awarded to the team's most outstanding sophomore player.
• As a redshirt freshman (2023), appeared in all 12 games, making starts at wide receiver in the final 11 games. Paced the Stanford offense with 62 receptions for 1,013 yards and six touchdowns. Named the team's Irving S. Zeimer Award recipient, given to the team's offensive most valuable player. Ranked seventh in the Pac-12 in receiving yards and yards per catch (16.3), while ranking fifth in yards per game (84.4). Posted the seventh most receiving yards (806) in the NCAA from Oct. 11 through the end of the season. First Cardinal to reach 1,000 receiving yards in a season since J.J. Arcega-Whiteside in 2018.
• At Colorado (10/13), amassed career-highs with 13 catches for 294 yards and three receiving scores. Set the Stanford program record for receiving yards in a game (294), besting the mark from Troy Walters in 1999 in the double overtime victory at Colorado. Posted the second most single-game receiving yards in Pac-12 history (Marquise Lee, USC, 2012, 345). His 13 receptions are tied for the second-most in Stanford history, trailing only Simi Fehoko (16) at UCLA in 2020. Became the first player in the Pac-12 with multiple touchdown receptions of 60-plus yards since Washington's John Ross III in 2016.
• As a freshman (2022), did not appear in any games at Stanford and retained the ability to redshirt.
• Majored in computer science at Stanford.

## PERSONAL:

• Attended Deerfield (Mass.) Academy for two years after one year at The Peddie School (Hightstown, N.J.). His hometown is Medicine Hat, Alberta, Canada and spent one year of high school in Canada.
• Was a top-10 recruit in Massachusetts, ranked No. 4 by 247Sports and On3, No. 5 by ESPN and PrepStar, and No. 9 by Rivals.
• As a senior, helped lead Deerfield Academy to a MPAL title, while winning

the NEPSAC Class A Bowl.
• Was a member of the 2018 Canada West National Champions on Team Alberta.
• Also lettered in track and field and was ranked No. 8 nationally in U18 Canada in the 200m in 2019.
• Follow Ayomanor on X and Instagram at @elicayomanor.
• Son of Pamela Weiterman. Has an older sister, Jill.
• Born Elic Cordell Ayomanor on June 3, 2003 in Medicine Hat, Alberta, Canada.

## ELIC AYOMANOR'S NFL REGULAR SEASON RUSHING/RECEIVING STATISTICS

| | | | | RECEIVING | | | | | RUSHING | | | | |
|---|---|---|---|---|---|---|---|---|---|---|---|---|---|
| DATE | TEAM | GP | GS | NO. | YDS. | AVG. | LG | TD | NO. | YDS. | AVG. | LG | TD |
| 2025 | Titans | 16 | 14 | 41 | 515 | 12.6 | 39 | 4 | 0 | 0 | 0.0 | 0 | 0 |
| 2026 | Titans | 7 | 4 | 10 | 177 | 17.7 | 41 | 1 | 0 | 0 | 0.0 | 0 | 0 |
| NFL TOTALS | | 23 | 18 | 51 | 692 | 13.6 | 41 | 5 | 0 | 0 | 0.0 | 0 | 0 |

## SINGLE-GAME HIGHS: RECEIVING

| | |
|---|---|
| Receptions | 4 (4 times, last vs. New Orleans Saints, Dec 28, 2025) |
| Receiving Yards | 69 (vs. Philadelphia Eagles, Sep 20, 2026) |
| Receiving Average | 19.3 (vs. Kansas City Chiefs, Dec 21, 2025) |
| Longest Receptions | 41 (vs. Philadelphia Eagles, Sep 20, 2026) |
| Receiving TDs | 1 (5 times, last vs. New York Jets, Sep 13, 2026) |
| All-Purpose Yards | 69 (vs. Philadelphia Eagles, Sep 20, 2026) |
| Most TDs | 1 (5 times, last vs. New York Jets, Sep 13, 2026) |
| Miscellaneous Tackles | 1 (at Houston Texans, Sep 28, 2025) |
| Scrimmage Yards | 69 (vs. Philadelphia Eagles, Sep 20, 2026) |

## 2025 GAME-BY-GAME REGULAR-SEASON STATISTICS (TITANS)

| | | | RECEIVING | | | | | RUSHING | | | | | | |
|---|---|---|---|---|---|---|---|---|---|---|---|---|---|---|
| DATE | OPPONENT | P/S | NO. | YDS. | AVG. | LG | TD | NO. | YDS. | AVG. | LG | TD | W/L | SCORE |
| 09/07 | at Broncos | S | 2 | 13 | 6.5 | 10 | 0 | 0 | 0 | 0.0 | 0 | 0 | L | 12-20 |
| 09/14 | Rams | S | 4 | 56 | 14.0 | 23 | 1 | 0 | 0 | 0.0 | 0 | 0 | L | 19-33 |
| 09/21 | Colts | S | 4 | 38 | 9.5 | 11 | 1 | 0 | 0 | 0.0 | 0 | 0 | L | 20-41 |
| 09/28 | at Texans | S | 2 | 44 | 22.0 | 33 | 0 | 0 | 0 | 0.0 | 0 | 0 | L | 0-26 |
| 10/05 | at Cardinals | P | 2 | 18 | 9.0 | 13 | 0 | 0 | 0 | 0.0 | 0 | 0 | W | 22-21 |
| 10/12 | at Raiders | S | 3 | 27 | 9.0 | 11 | 0 | 0 | 0 | 0.0 | 0 | 0 | L | 10-20 |
| 10/19 | Patriots | S | 2 | 29 | 14.5 | 20 | 0 | 0 | 0 | 0.0 | 0 | 0 | L | 13-31 |
| 10/26 | at Colts | S | 4 | 52 | 13.0 | 26 | 0 | 0 | 0 | 0.0 | 0 | 0 | L | 14-38 |
| 11/02 | Chargers | S | 3 | 46 | 15.3 | 29 | 0 | 0 | 0 | 0.0 | 0 | 0 | L | 20-27 |
| 11/16 | Texans | S | 2 | 11 | 5.5 | 6 | 0 | 0 | 0 | 0.0 | 0 | 0 | L | 13-16 |
| 11/23 | Seahawks | | | | | | INACTIVE | | | | | | L | 24-30 |
| 11/30 | Jaguars | S | 1 | 5 | 5.0 | 5 | 0 | 0 | 0 | 0.0 | 0 | 0 | L | 3-25 |
| 12/07 | at Browns | S | 1 | 14 | 14.0 | 14t | 1 | 0 | 0 | 0.0 | 0 | 0 | W | 31-29 |
| 12/14 | at 49ers | S | 1 | 17 | 17.0 | 17 | 0 | 0 | 0 | 0.0 | 0 | 0 | L | 24-37 |
| 12/21 | Chiefs | P | 3 | 58 | 19.3 | 25 | 0 | 0 | 0 | 0.0 | 0 | 0 | W | 26-9 |
| 12/28 | Saints | S | 4 | 37 | 9.3 | 14 | 1 | 0 | 0 | 0.0 | 0 | 0 | L | 26-34 |
| 01/04 | at Jaguars | S | 3 | 50 | 16.7 | 39 | 0 | 0 | 0 | 0.0 | 0 | 0 | L | 7-41 |
| 2025 TOTALS | | 16-14 | 41 | 515 | 12.6 | 39 | 4 | 0 | 0 | 0.0 | 0 | 0 | 3-14 | |

## 2026 GAME-BY-GAME REGULAR-SEASON STATISTICS (TITANS)

| | | | RECEIVING | | | | | RUSHING | | | | | | |
|---|---|---|---|---|---|---|---|---|---|---|---|---|---|---|
| DATE | OPPONENT | P/S | NO. | YDS. | AVG. | LG | TD | NO. | YDS. | AVG. | LG | TD | W/L | SCORE |
| 09/13 | Jets | P | 1 | 11 | 11.0 | 11t | 1 | 0 | 0 | 0.0 | 0 | 0 | L | 10-23 |
| 09/20 | Eagles | S | 2 | 69 | 34.5 | 41 | 0 | 0 | 0 | 0.0 | 0 | 0 | L | 20-24 |
| 09/27 | at Giants | S | 1 | 11 | 11.0 | 11 | 0 | 0 | 0 | 0.0 | 0 | 0 | L | 7-12 |
| 10/04 | at Ravens | S | 1 | 22 | 22.0 | 22 | 0 | 0 | 0 | 0.0 | 0 | 0 | L | 18-24 |
| 10/11 | Texans | P | 1 | 17 | 17.0 | 17 | 0 | 0 | 0 | 0.0 | 0 | 0 | L | 3-26 |
| 10/18 | at Colts | P | 1 | 3 | 3.0 | 3 | 0 | 0 | 0 | 0.0 | 0 | 0 | W | 26-20 |
| 10/25 | Browns | S | 3 | 44 | 14.7 | 26 | 0 | 0 | 0 | 0.0 | 0 | 0 | L | 24-27 |
| 2026 TOTALS | | 7-4 | 10 | 177 | 17.7 | 41 | 1 | 0 | 0 | 0.0 | 0 | 0 | 1-6 | |



# CODY BARTON

**LINEBACKER ★ 6'2" ★ 237 LBS**

**COLLEGE:** UTAH ★ **HOMETOWN:** PARK CITY, UTAH
**NFL EXPERIENCE (NFL/TITANS):** 8/2 ★ **ACQUIRED:** UFA (DEN)-'25
**GAMES PLAYED/GAMES STARTED:** 119/67(Playoffs: 5/4)

50

2025

## CAREER HIGHLIGHTS

• In 2025, Barton tied for second on the Titans with 81 tackles, while posting career-highs with 11 passes defensed and three interceptions, including one he returned for a score.
• In Week 7 of 2024, at New Orleans on Thursday Night Football, Barton earned AFC Defensive Player of the Week honors after an eight-tackle performance that included a sack, a forced fumble and a fumble recovery for a touchdown. Barton notched his first NFL score by returning a strip sack 52 yards for a touchdown in the fourth quarter of a 33-10 primetime victory.
• While with the Seahawks in 2020, Barton's 16 tackles on special teams ranked first in the NFC and second in the NFL.

**PRO:** The Titans signed Cody Barton during the 2025 offseason to upgrade the inside linebacker position and add to the veteran leadership on defense. The 6-foot-2-inch, 237-pounder was selected in the third round of the 2019 NFL Draft by the Seattle Seahawks. Barton started all 17 games in his first season with the Titans and led the team with 11 passes defensed and three interceptions, including one he returned for a score. Prior to his arrival in Tennessee, the University of Utah product recorded 419 tackles, 10 tackles for loss, 3.5 sacks, five interceptions, three forced fumbles and three fumble recoveries in six pro seasons with the Seahawks, the Washington Commanders and Denver Broncos.

## TITANS TIDBITS:

• Barton comes from a family of University of Utah athletes. His mother, Mikki, played basketball and volleyball for the school and is a member of the Utes Hall of Fame. His father, Paul, was also a two-sport Utah athlete, playing football and baseball. Barton was college teammates with his older brother, Jackson, who played offensive line from 2015-18. His sister Dani played Utah volleyball as well. The youngest Barton, Lander, played linebacker at Utah and was signed as an undrafted free agent by the Los Angeles Chargers this offseason.
• The Barton family also owns an 300-acre ranch in Duchesne, Utah, about 90 miles southeast of Park City where Cody and his siblings grew up. At the Barton ranch, the family tends cows, horses and other animals. Cody returns to the ranch in his time away from football and enjoys horseback riding, fishing and hunting in his native Utah

## CAREER TRANSACTIONS:

• The Park City, Utah, native was selected by the Seattle Seahawks in the third round (88th overall) of the 2019 NFL Draft.
• Signed by the Washington Commanders as an unrestricted free agent on March 13, 2023.
• Signed by the Denver Broncos as an unrestricted free agent on March 18, 2024.
• Signed by the Titans as an unrestricted free agent on March 13, 2025.

## SEASON RECAPS:

**2026 (7/7 - Tennessee):** Has tied for the team lead in tackles once in 2026 (at BAL). Has led the team in quarterback pressures once in 2026 (vs. HST). Has tied for the team lead in passes defensed once in 2026 (at NYG).
• Against N.Y. Jets (9/13), started at linebacker and posted three tackles.
• Against Philadelphia (9/20), started at linebacker and compiled four tackles with a quarterback pressure.
• At N.Y. Giants (9/27), started at linebacker and notched five tackles with a pass defensed. Broke up a pass intended for Isaiah Likely in the second quarter.
• At Baltimore (10/4), started at linebacker and tied for the team lead with eight tackles.
• Against Houston (10/11), started at linebacker and collected six tackles with a team-high four quarterback pressures.
• At Indianapolis (10/18), started at linebacker and registered three tackles.
• Against Cleveland (10/25), started at linebacker and amassed two tackles.

**2025 (17/17 - Tennessee):** Started all 17 games at linebacker for the first time in his career. Led the team with 11 passes defensed and three interceptions, including one he returned for a score. Tied for second on the squad with 81 tackles. Added a sack, eight quarterback pressures and four stops for loss. Played 100 percent of the team's defensive snaps in 2025. Was the only player in the NFL to record at least 80 tackles, 10 passes defensed, multiple takeaways and a defensive touchdown in 2025. Tied for the team lead in tackles twice in 2025 (at DEN, vs. IND). Led or tied for the team lead in passes defensed three times in 2025 (vs. LAC, vs. HST, at CLE). Selected as a team captain by his teammates.
• At Denver (9/7), made his Titans debut as a starter at linebacker and tied for the team lead with nine tackles, including a stop for loss.
• Against L.A. Rams (9/14), started at linebacker and posted five tackles with an interception and a quarterback pressure. Set up a Titans' field goal just before halftime with a leaping interception of a Matthew Stafford pass intended for Tutu Atwell near the sideline.
• At Arizona (10/5), started at linebacker in his 100th career regular season game and registered six tackles.
• At Las Vegas (10/12), started at linebacker and totaled three tackles, an interception and a quarterback pressure. Intercepted a Geno Smith pass intended for Michael Mayer early in the fourth quarter.
• Against L.A. Chargers (11/2), started at linebacker and posted six tackles with his third interception of the season. Gave the Titans an early 7-0 lead by intercepting a Justin Herbert pass intended for Keenan Allen and returning it 24 yards for a score.
• Against Houston (11/16), started at linebacker and collected six tackles, including a sack, two quarterback pressures and a career-best three passes defensed. Became the first NFL linebacker in 2025 to have one sack and three passes defensed in a game. Halted a Texans' drive by dropping Davis Mills for an 11-yard sack on fourth-and-goal from the one-yard line in the opening stanza.
• At Cleveland (12/7), started at linebacker and amassed five tackles to go along with a career-high-tying three passes defensed. Increased his season total to 10 passes defensed, becoming the team's first linebacker to reach the mark in a single season since Keith Bulluck (10) in 2005.

**2024 (17/14, 1/1 - Denver):** Played in 17 games with 14 starts at linebacker for the Broncos. Recorded 104 tackles, two tackles for loss, 1.5 sacks, five passes defensed, two interceptions, one forced fumble and one fumble recovery. Started the team's playoff contest, collecting eight tackles.
• At New Orleans (10/17), recorded eight tackles to go with one sack, a forced fumble and a fumble recovery for a touchdown. Blitzed off the edge in the first quarter to cause a strip sack on Spencer Rattler, which was recovered by the Broncos. In the final stanza, he recovered another sack fumble and returned it 52 yards for the first defensive touchdown of his career. Barton was named AFC Defensive Player of the Week for his efforts.
• Against Atlanta (11/17), recorded his first interception of the season, nabbing a Kirk Cousins pass over the middle and returning it 15 yards. Added four tackles in the win.
• Against Cleveland (12/2), picked off a Jameis Winston pass late in the game, returning it 56 yards to secure the victory. Added eight tackles.
• At Buffalo (1/12), recorded eight tackles in the Wild Card loss.

**2023 (13/13 - Washington):** Started 13 games at linebacker and totaled 121 tackles, one interception, one pass defensed and one fumble recovery. Was placed on injured reserve before Week 8 and missed four games. Registered double-digit tackles in four consecutive games (vs. MIA, at LAR, at NYJ, vs SF).
• At Denver (9/17), recorded 10 tackles and a fumble recovery. Recovered a Russell Wilson fumble caused by a Jamin Davis sack.
• At Atlanta (10/15), recorded a career-high 15 tackles with a stop for loss, combining with James Smith-Williams to corral Bijan Robinson on third-and-one.
• At N.Y. Jets (12/24), recorded 10 tackles with an interception, picking off a Sam Darnold pass at Washington's six yard-line and returning it 52 yards into Jets' territory.

**2022 (17/11, 1/1 - Seattle):** Played in all 17 games with 11 starts at linebacker for the Seahawks. Set a career-best with 133 tackles, four tackles for loss, two sacks, two interceptions and six passes defensed. Started in the team's playoff game, marking a playoff career-high with nine tackles.
• Against Denver (9/12), racked up 10 tackles, two stops for loss and a sack, dropping Russell Wilson for an eight-yard loss. Brought down Javonte Williams for a four-yard loss in the fourth quarter.
• Against N.Y. Giants (10/30), sacked Daniel Jones on a bootleg scramble for no gain.
• At Tampa Bay (11/13), recorded his first career interception, nabbing a Tom Brady pass over the middle, to go with nine tackles.
• Against Las Vegas (11/27), collected 12 tackles, one stop for loss and a pass defensed. In the first quarter, broke up a Derek Carr pass intended for Foster Moreau over the middle which ricocheted into Quandre Diggs' arms for a Seattle interception. In the fourth quarter of a tie game, brought down Josh Jacobs for a loss of one on fourth-and-one.
• At L.A. Rams (12/4), recorded seven tackles and a game-sealing interception of a John Wolford pass in the final moments of the Seahawks' victory.
• Against Carolina (12/11), matched a then-personal best with 14 tackles.
• At San Francisco (1/14), started in the Wild Card round and notched nine tackles to mark a postseason career-best. Also broke up a Brock Purdy pass intended for Jauan Jennings in the first quarter and brought Elijah Mitchell down for a loss in the final frame.

**2021 (16/1 - Seattle):** Played in 16 games with one start at linebacker. Was inactive for a contest. Recorded 25 tackles, one tackle for loss and a pass defensed. Also ranked second on the team with 12 special teams tackles.
• At Arizona (1/9), made his first start of the season, recording 11 tackles.

**2020 (16/2, 1/0 - Seattle):** Played in 16 games with two starts at linebacker. Finished the year with 19 tackles and two forced fumbles. Racked up a team-high 16 special teams tackles, which also established a personal best. Played in the team's postseason game, notching a tackle on special teams.
• Against Minnesota (10/11), started at linebacker and recorded 14 tackles, marking a career-high.

**2019 (16/2, 2/2 - Seattle):** Played in 16 games as a rookie with two starts at linebacker. Finished the year with 17 tackles, a forced fumble and a pass defensed. Also started the team's two playoff matchups, recording eight tackles and a sack.
• Against New Orleans (9/22), recovered a muffed punt by the Saints while in punt coverage, giving Seattle possesion in New Orleans' territory in the third quarter.
• At L.A. Rams (12/8), recorded four tackles and broke up a Jared Goff pass intended for Robert Woods in his first NFL start.
• At Philadelphia (1/5), started in the Seahawks' Wild Card round win, registering five tackles, two passes defensed and a sack in his first career postseason appearance. Broke up a pass intended for Miles Sanders in the first quarter to force a third-and-long and brought Josh McCown down in the second quarter for his first career sack.
• At Green Bay (1/12), started the team's Divisional Round playoff game, making three tackles.

## COLLEGE:

• Played four seasons at Utah (2015-18), where he was an honorable mention All-Pac 12 linebacker as a senior. Played in 50 games with 23 starts for the Utes, recording 234 tackles, 23.5 tackles for loss, nine sacks, 11 passes defensed, one interception, one forced fumble and three fumble recoveries.
• As a senior (2018), started all 14 games at middle linebacker and served as a team captain. Led the team with 116 tackles, 10.5 tackles for loss, six pass breakups, four sacks, an interception and a forced fumble.
• As a junior (2017), played in all 13 games with four starts at linebacker. Recorded 45 tackles, 4.5 tackles for loss, four sacks, three fumble recoveries and one pass defensed.
• As a sophomore (2016), played in 11 games with five starts at rover. Ranked second on the team with 66 tackles. Also racked up 6.5 tackles for loss, three passes breakups and a sack. Collected 20 tackles against Oregon (11/19), the most by a Ute since 1991.
• As a freshman (2015), played in 12 games as a freshman, primarily on special teams. Notched seven tackles in his first year.
• Graduated from Utah with a bachelor's degree in economics.

## PERSONAL:

• Attended Brighton (Utah) High School where he played defensive back. Was a Salt Lake Tribue and Deseret News first-team all-state honoree as a senior. Rated a three-star recruit by Rivals.com and Scout.com.
• Racked up 72 tackles and three interceptions on defense and 27 receptions for 334 yards and two touchdowns at tight end as a senior.
• Married Carlie Barton in the Summer of 2024. The couple has a son, Bleu.
• Son of Paul Barton and Mikki Kane-Barton.
• Has three siblings, brothers Jackson and Lander and sister Dani.
• Born Cody Likeke Barton on Nov. 13, 1996 in Salt Lake City, Utah.

## REGULAR SEASON COMPARISON: DEFENSIVE - CINCINNATI BENGALS

| | | | | TACKLES | | | | | | | | | MISC | | |
|---|---|---|---|---|---|---|---|---|---|---|---|---|---|---|---|
| DATE | OPP | W/L | GP/GS | TOT | SOLO | ASST | SACK | YDS. | INT | TFL | PD | QBH | TD | FF | FR |
| 9/8/19 | SEA vs. CIN | W | P | 0 | 0 | 0 | 0.0 | 0.0 | 0 | 0 | 0 | 0 | 0 | 0 | 0 |
| 12/28/24 | DEN @ CIN | L | S | 6 | 3 | 3 | 0.0 | 0.0 | 0 | 0 | 1 | 1 | 0 | 0 | 0 |
| TOTALS | | 1/1 | 2/1 | 6 | 3 | 3 | 0.0 | 0.0 | 0 | 0 | 1 | 1 | 0 | 0 | 0 |

## CODY BARTON'S NFL REGULAR SEASON DEFENSIVE STATISTICS

| | | | | TACKLES | | | | | | | | INTERCEPTIONS | | | | | O. FUMB | | | | ST | | | | |
|---|---|---|---|---|---|---|---|---|---|---|---|---|---|---|---|---|---|---|---|---|---|---|---|---|---|
| DATE | TEAM | GP | GS | TK | S | A | TFL | YDS | SK | YDS | QBP | NO | YDS | LG | TD | PD | FF | FR | TD | YDS | TK | S | A | FF | FR |
| 2019 | Seahawks | 16 | 2 | 17 | 5 | 12 | 0 | 0 | 0.0 | 0.0 | 0 | 0 | 0 | 0 | 0 | 1 | 0 | 0 | 0 | 0 | 6 | 4 | 2 | 0 | 1 |
| 2020 | Seahawks | 16 | 2 | 19 | 11 | 8 | 0 | 0 | 0.0 | 0.0 | 0 | 0 | 0 | 0 | 0 | 0 | 0 | 0 | 0 | 0 | 16 | 13 | 3 | 2 | 0 |
| 2021 | Seahawks | 16 | 1 | 25 | 14 | 11 | 1 | 0 | 0.0 | 0.0 | 1 | 0 | 0 | 0 | 0 | 1 | 0 | 0 | 0 | 0 | 12 | 9 | 3 | 0 | 0 |
| 2022 | Seahawks | 17 | 11 | 133 | 81 | 52 | 4 | 12 | 2.0 | 8.0 | 4 | 2 | 11 | 10 | 0 | 6 | 0 | 0 | 0 | 0 | 3 | 3 | 0 | 0 | 0 |
| 2023 | Commanders | 13 | 13 | 121 | 67 | 54 | 3 | 7 | 0.0 | 0.0 | 8 | 1 | 52 | 52 | 0 | 1 | 0 | 1 | 0 | 5 | 0 | 0 | 0 | 0 | 0 |
| 2024 | Broncos | 17 | 14 | 104 | 52 | 52 | 2 | 7 | 1.5 | 2.5 | 18 | 2 | 71 | 56 | 0 | 5 | 1 | 1 | 1 | 52 | 2 | 1 | 1 | 0 | 0 |
| 2025 | Titans | 17 | 17 | 81 | 37 | 44 | 4 | 21 | 1.0 | 11.0 | 8 | 3 | 25 | 24t | 1 | 11 | 0 | 0 | 0 | 0 | 0 | 0 | 0 | 0 | 0 |
| 2026 | Titans | 7 | 7 | 31 | 13 | 18 | 0 | 0 | 0.0 | 0.0 | 5 | 0 | 0 | 0 | 0 | 1 | 0 | 0 | 0 | 0 | 0 | 0 | 0 | 0 | 0 |
| NFL TOTALS | | 119 | 67 | 531 | 280 | 251 | 14 | 47 | 4.5 | 21.5 | 44 | 8 | 159 | 56 | 1 | 26 | 1 | 2 | 1 | 57 | 39 | 30 | 9 | 2 | 1 |

## CODY BARTON'S NFL POSTSEASON DEFENSIVE STATISTICS

| | | | | TACKLES | | | | | | | | INTERCEPTIONS | | | | | O. FUMB | | | | ST | | | | |
|---|---|---|---|---|---|---|---|---|---|---|---|---|---|---|---|---|---|---|---|---|---|---|---|---|---|
| DATE | TEAM | GP | GS | TK | S | A | TFL | YDS | SK | YDS | QBP | NO | YDS | LG | TD | PD | FF | FR | TD | YDS | TK | S | A | FF | FR |
| 2019 | Seahawks | 2 | 2 | 8 | 4 | 4 | 1 | 1 | 1.0 | 1.0 | 2 | 0 | 0 | 0 | 0 | 2 | 0 | 0 | 0 | 0 | 0 | 0 | 0 | 0 | 0 |
| 2020 | Seahawks | 1 | 0 | 0 | 0 | 0 | 0 | 0 | 0.0 | 0.0 | 0 | 0 | 0 | 0 | 0 | 0 | 0 | 0 | 0 | 0 | 1 | 1 | 0 | 0 | 0 |
| 2022 | Seahawks | 1 | 1 | 9 | 4 | 5 | 1 | 1 | 0.0 | 0.0 | 0 | 0 | 0 | 0 | 0 | 1 | 0 | 0 | 0 | 0 | 0 | 0 | 0 | 0 | 0 |
| 2024 | Broncos | 1 | 1 | 8 | 2 | 6 | 0 | 0 | 0.0 | 0.0 | 0 | 0 | 0 | 0 | 0 | 0 | 0 | 0 | 0 | 0 | 0 | 0 | 0 | 0 | 0 |
| NFL TOTALS | | 5 | 4 | 25 | 10 | 15 | 2 | 2 | 1.0 | 1.0 | 2 | 0 | 0 | 0 | 0 | 3 | 0 | 0 | 0 | 0 | 1 | 1 | 0 | 0 | 0 |

### SINGLE-GAME HIGHS: DEFENSIVE

| | |
|---|---|
| Total Tackles | 15 (at Atlanta Falcons, Oct 15, 2023) |
| Solo Tackles | 9 (2 times, last vs. San Francisco 49ers, Dec 31, 2023) |
| Sacks | 1.0 (4 times, last vs. Houston Texans, Nov 16, 2025) |
| Passes Defensed | 3 (2 times, last at Cleveland Browns, Dec 07, 2025) |
| Forced Fumbles | 1 (at New Orleans Saints, Oct 17, 2024) |
| Fumble Recoveries | 1 (2 times, last at New Orleans Saints, Oct 17, 2024) |
| Tackles For Loss | 2 (vs. Denver Broncos, Sep 12, 2022) |
| Interceptions | 1 (8 times, last vs. Los Angeles Chargers, Nov 02, 2025) |
| Interception Return Yards | 56 (vs. Cleveland Browns, Dec 02, 2024) |
| Special Teams Tackles | 3 (at San Francisco 49ers, Jan 03, 2021) |
| Special Teams Forced Fumbles | 1 (2 times, last vs. Los Angeles Rams, Dec 27, 2020) |
| Special Teams Fumble Recoveries | 1 (vs. New Orleans Saints, Sep 22, 2019) |
| Longest Opp Fumble Return | 52 (at New Orleans Saints, Oct 17, 2024) |

### SINGLE-GAME HIGHS - POSTSEASON: DEFENSIVE

| | |
|---|---|
| Total Tackles | 9 (at San Francisco 49ers, Jan 14, 2023) |
| Solo Tackles | 4 (2 times, last at San Francisco 49ers, Jan 14, 2023) |
| Sacks | 1.0 (at Philadelphia Eagles, Jan 05, 2020) |
| Passes Defensed | 2 (at Philadelphia Eagles, Jan 05, 2020) |
| Tackles For Loss | 1 (2 times, last at San Francisco 49ers, Jan 14, 2023) |
| Special Teams Tackles | 1 (vs. Los Angeles Rams, Jan 09, 2021) |

### 2019 GAME-BY-GAME REGULAR-SEASON STATISTICS (SEAHAWKS)

| | | | TACKLES | | | | | | | | INTERCEPTIONS | | | | | O. FUMB | | | | ST | | | | | | |
|---|---|---|---|---|---|---|---|---|---|---|---|---|---|---|---|---|---|---|---|---|---|---|---|---|---|---|
| DATE | OPPONENT | P/S | TK | S | A | SK | YDS | TFL | YDS | QBP | NO | YDS | LG | TD | PD | FF | FR | TD | YDS | TK | S | A | FF | FR | W/L/T | SCORE |
| 09/08 | Bengals | P | 0 | 0 | 0 | 0.0 | 0.0 | 0 | 0 | 0 | 0 | 0 | 0 | 0 | 0 | 0 | 0 | 0 | 0 | 0 | 0 | 0 | 0 | 0 | W | 21-20 |
| 09/15 | at Steelers | P | 0 | 0 | 0 | 0.0 | 0.0 | 0 | 0 | 0 | 0 | 0 | 0 | 0 | 0 | 0 | 0 | 0 | 0 | 0 | 0 | 0 | 0 | 0 | W | 28-26 |
| 09/22 | Saints | P | 0 | 0 | 0 | 0.0 | 0.0 | 0 | 0 | 0 | 0 | 0 | 0 | 0 | 0 | 0 | 0 | 0 | 0 | 0 | 0 | 0 | 0 | 1 | L | 27-33 |
| 09/29 | at Cardinals | P | 0 | 0 | 0 | 0.0 | 0.0 | 0 | 0 | 0 | 0 | 0 | 0 | 0 | 0 | 0 | 0 | 0 | 0 | 0 | 0 | 0 | 0 | 0 | W | 27-10 |
| 10/03 | Rams | P | 0 | 0 | 0 | 0.0 | 0.0 | 0 | 0 | 0 | 0 | 0 | 0 | 0 | 0 | 0 | 0 | 0 | 0 | 0 | 0 | 0 | 0 | 0 | W | 30-29 |
| 10/13 | at Browns | P | 0 | 0 | 0 | 0.0 | 0.0 | 0 | 0 | 0 | 0 | 0 | 0 | 0 | 0 | 0 | 0 | 0 | 0 | 0 | 0 | 0 | 0 | 0 | W | 32-28 |
| 10/20 | Ravens | P | 0 | 0 | 0 | 0.0 | 0.0 | 0 | 0 | 0 | 0 | 0 | 0 | 0 | 0 | 0 | 0 | 0 | 0 | 1 | 1 | 0 | 0 | 0 | L | 16-30 |
| 10/27 | at Falcons | P | 1 | 1 | 0 | 0.0 | 0.0 | 0 | 0 | 0 | 0 | 0 | 0 | 0 | 0 | 0 | 0 | 0 | 0 | 1 | 0 | 1 | 0 | 0 | W | 27-20 |
| 11/03 | Buccaneers | P | 0 | 0 | 0 | 0.0 | 0.0 | 0 | 0 | 0 | 0 | 0 | 0 | 0 | 0 | 0 | 0 | 0 | 0 | 1 | 1 | 0 | 0 | 0 | W | 40-34+ |
| 11/11 | at 49ers | P | 0 | 0 | 0 | 0.0 | 0.0 | 0 | 0 | 0 | 0 | 0 | 0 | 0 | 0 | 0 | 0 | 0 | 0 | 1 | 1 | 0 | 0 | 0 | W | 27-24+ |
| 11/24 | at Eagles | P | 0 | 0 | 0 | 0.0 | 0.0 | 0 | 0 | 0 | 0 | 0 | 0 | 0 | 0 | 0 | 0 | 0 | 0 | 1 | 1 | 0 | 0 | 0 | W | 17-9 |
| 12/02 | Vikings | P | 0 | 0 | 0 | 0.0 | 0.0 | 0 | 0 | 0 | 0 | 0 | 0 | 0 | 0 | 0 | 0 | 0 | 0 | 0 | 0 | 0 | 0 | 0 | W | 37-30 |
| 12/08 | at Rams | S | 4 | 1 | 3 | 0.0 | 0.0 | 0 | 0 | 0 | 0 | 0 | 0 | 0 | 1 | 0 | 0 | 0 | 0 | 0 | 0 | 0 | 0 | 0 | L | 12-28 |
| 12/15 | at Panthers | S | 10 | 3 | 7 | 0.0 | 0.0 | 0 | 0 | 0 | 0 | 0 | 0 | 0 | 0 | 0 | 0 | 0 | 0 | 0 | 0 | 0 | 0 | 0 | W | 30-24 |
| 12/22 | Cardinals | P | 1 | 0 | 1 | 0.0 | 0.0 | 0 | 0 | 0 | 0 | 0 | 0 | 0 | 0 | 0 | 0 | 0 | 0 | 1 | 0 | 1 | 0 | 0 | L | 13-27 |
| 12/29 | 49ers | P | 1 | 0 | 1 | 0.0 | 0.0 | 0 | 0 | 0 | 0 | 0 | 0 | 0 | 0 | 0 | 0 | 0 | 0 | 0 | 0 | 0 | 0 | 0 | L | 21-26 |
| 2019 TOTALS | | 16-2 | 17 | 5 | 12 | 0.0 | 0.0 | 0 | 0 | 0 | 0 | 0 | 0 | 0 | 1 | 0 | 0 | 0 | 0 | 6 | 4 | 2 | 0 | 1 | 11-5 | |

+ - Overtime

## 2020 GAME-BY-GAME REGULAR-SEASON STATISTICS (SEAHAWKS)

| | | | TACKLES | | | | | | | | INTERCEPTIONS | | | | | O. FUMB | | | | ST | | | | | | |
|---|---|---|---|---|---|---|---|---|---|---|---|---|---|---|---|---|---|---|---|---|---|---|---|---|---|---|
| DATE | OPPONENT | P/S | TK | S | A | SK | YDS | TFL | YDS | QBP | NO | YDS | LG | TD | PD | FF | FR | TD | YDS | TK | S | A | FF | FR | W/L | SCORE |
| 09/13 | at Falcons | P | 0 | 0 | 0 | 0.0 | 0.0 | 0 | 0 | 0 | 0 | 0 | 0 | 0 | 0 | 0 | 0 | 0 | 0 | 0 | 0 | 0 | 0 | 0 | W | 38-25 |
| 09/20 | Patriots | P | 0 | 0 | 0 | 0.0 | 0.0 | 0 | 0 | 0 | 0 | 0 | 0 | 0 | 0 | 0 | 0 | 0 | 0 | 1 | 1 | 0 | 0 | 0 | W | 35-30 |
| 09/27 | Cowboys | P | 0 | 0 | 0 | 0.0 | 0.0 | 0 | 0 | 0 | 0 | 0 | 0 | 0 | 0 | 0 | 0 | 0 | 0 | 0 | 0 | 0 | 0 | 0 | W | 38-31 |
| 10/04 | at Dolphins | S | 3 | 1 | 2 | 0.0 | 0.0 | 0 | 0 | 0 | 0 | 0 | 0 | 0 | 0 | 0 | 0 | 0 | 0 | 0 | 0 | 0 | 0 | 0 | W | 31-23 |
| 10/11 | Vikings | S | 14 | 9 | 5 | 0.0 | 0.0 | 0 | 0 | 0 | 0 | 0 | 0 | 0 | 0 | 0 | 0 | 0 | 0 | 0 | 0 | 0 | 0 | 0 | W | 27-26 |
| 10/25 | at Cardinals | P | 0 | 0 | 0 | 0.0 | 0.0 | 0 | 0 | 0 | 0 | 0 | 0 | 0 | 0 | 0 | 0 | 0 | 0 | 1 | 1 | 0 | 0 | 0 | L | 34-37+ |
| 11/01 | 49ers | P | 0 | 0 | 0 | 0.0 | 0.0 | 0 | 0 | 0 | 0 | 0 | 0 | 0 | 0 | 0 | 0 | 0 | 0 | 2 | 2 | 0 | 1 | 0 | W | 37-27 |
| 11/08 | at Bills | P | 0 | 0 | 0 | 0.0 | 0.0 | 0 | 0 | 0 | 0 | 0 | 0 | 0 | 0 | 0 | 0 | 0 | 0 | 1 | 1 | 0 | 0 | 0 | L | 34-44 |
| 11/15 | at Rams | P | 0 | 0 | 0 | 0.0 | 0.0 | 0 | 0 | 0 | 0 | 0 | 0 | 0 | 0 | 0 | 0 | 0 | 0 | 0 | 0 | 0 | 0 | 0 | L | 16-23 |
| 11/19 | Cardinals | P | 0 | 0 | 0 | 0.0 | 0.0 | 0 | 0 | 0 | 0 | 0 | 0 | 0 | 0 | 0 | 0 | 0 | 0 | 2 | 1 | 1 | 0 | 0 | W | 28-21 |
| 11/30 | at Eagles | P | 0 | 0 | 0 | 0.0 | 0.0 | 0 | 0 | 0 | 0 | 0 | 0 | 0 | 0 | 0 | 0 | 0 | 0 | 2 | 1 | 1 | 0 | 0 | W | 23-17 |
| 12/06 | Giants | P | 0 | 0 | 0 | 0.0 | 0.0 | 0 | 0 | 0 | 0 | 0 | 0 | 0 | 0 | 0 | 0 | 0 | 0 | 1 | 1 | 0 | 0 | 0 | L | 12-17 |
| 12/13 | Jets | P | 2 | 1 | 1 | 0.0 | 0.0 | 0 | 0 | 0 | 0 | 0 | 0 | 0 | 0 | 0 | 0 | 0 | 0 | 0 | 0 | 0 | 0 | 0 | W | 40-3 |
| 12/20 | at Football Team | P | 0 | 0 | 0 | 0.0 | 0.0 | 0 | 0 | 0 | 0 | 0 | 0 | 0 | 0 | 0 | 0 | 0 | 0 | 2 | 1 | 1 | 0 | 0 | W | 20-15 |
| 12/27 | Rams | P | 0 | 0 | 0 | 0.0 | 0.0 | 0 | 0 | 0 | 0 | 0 | 0 | 0 | 0 | 0 | 0 | 0 | 0 | 1 | 1 | 0 | 1 | 0 | W | 20-9 |
| 01/03 | at 49ers | P | 0 | 0 | 0 | 0.0 | 0.0 | 0 | 0 | 0 | 0 | 0 | 0 | 0 | 0 | 0 | 0 | 0 | 0 | 3 | 3 | 0 | 0 | 0 | W | 26-23 |
| **2020 TOTALS** | | **16-2** | **19** | **11** | **8** | **0.0** | **0.0** | **0** | **0** | **0** | **0** | **0** | **0** | **0** | **0** | **0** | **0** | **0** | **0** | **16** | **13** | **3** | **2** | **0** | **12-4** | |

+ - Overtime

## 2021 GAME-BY-GAME REGULAR-SEASON STATISTICS (SEAHAWKS)

| | | | TACKLES | | | | | | | | INTERCEPTIONS | | | | | O. FUMB | | | | ST | | | | | | |
|---|---|---|---|---|---|---|---|---|---|---|---|---|---|---|---|---|---|---|---|---|---|---|---|---|---|---|
| DATE | OPPONENT | P/S | TK | S | A | SK | YDS | TFL | YDS | QBP | NO | YDS | LG | TD | PD | FF | FR | TD | YDS | TK | S | A | FF | FR | W/L | SCORE |
| 09/12 | at Colts | P | 1 | 1 | 0 | 0.0 | 0.0 | 0 | 0 | 0 | 0 | 0 | 0 | 0 | 0 | 0 | 0 | 0 | 0 | 1 | 0 | 1 | 0 | 0 | W | 28-16 |
| 09/19 | Titans | P | 1 | 0 | 1 | 0.0 | 0.0 | 0 | 0 | 0 | 0 | 0 | 0 | 0 | 0 | 0 | 0 | 0 | 0 | 2 | 1 | 1 | 0 | 0 | L | 30-33+ |
| 09/26 | at Vikings | P | 5 | 1 | 4 | 0.0 | 0.0 | 0 | 0 | 1 | 0 | 0 | 0 | 0 | 0 | 0 | 0 | 0 | 0 | 1 | 1 | 0 | 0 | 0 | L | 17-30 |
| 10/03 | at 49ers | P | 0 | 0 | 0 | 0.0 | 0.0 | 0 | 0 | 0 | 0 | 0 | 0 | 0 | 0 | 0 | 0 | 0 | 0 | 2 | 2 | 0 | 0 | 0 | W | 28-21 |
| 10/07 | Rams | P | 0 | 0 | 0 | 0.0 | 0.0 | 0 | 0 | 0 | 0 | 0 | 0 | 0 | 0 | 0 | 0 | 0 | 0 | 0 | 0 | 0 | 0 | 0 | L | 17-26 |
| 10/17 | at Steelers | P | 0 | 0 | 0 | 0.0 | 0.0 | 0 | 0 | 0 | 0 | 0 | 0 | 0 | 0 | 0 | 0 | 0 | 0 | 2 | 2 | 0 | 0 | 0 | L | 20-23+ |
| 10/25 | Saints | P | 0 | 0 | 0 | 0.0 | 0.0 | 0 | 0 | 0 | 0 | 0 | 0 | 0 | 0 | 0 | 0 | 0 | 0 | 1 | 1 | 0 | 0 | 0 | L | 10-13 |
| 10/31 | Jaguars | P | 0 | 0 | 0 | 0.0 | 0.0 | 0 | 0 | 0 | 0 | 0 | 0 | 0 | 0 | 0 | 0 | 0 | 0 | 0 | 0 | 0 | 0 | 0 | W | 31-7 |
| 11/14 | at Packers | | | | | | | | | | INACTIVE | | | | | | | | | | | | | | L | 0-17 |
| 11/21 | Cardinals | P | 0 | 0 | 0 | 0.0 | 0.0 | 0 | 0 | 0 | 0 | 0 | 0 | 0 | 0 | 0 | 0 | 0 | 0 | 0 | 0 | 0 | 0 | 0 | L | 13-23 |
| 11/29 | at Football Team | P | 0 | 0 | 0 | 0.0 | 0.0 | 0 | 0 | 0 | 0 | 0 | 0 | 0 | 0 | 0 | 0 | 0 | 0 | 1 | 1 | 0 | 0 | 0 | L | 15-17 |
| 12/05 | 49ers | P | 0 | 0 | 0 | 0.0 | 0.0 | 0 | 0 | 0 | 0 | 0 | 0 | 0 | 0 | 0 | 0 | 0 | 0 | 0 | 0 | 0 | 0 | 0 | W | 30-23 |
| 12/12 | at Texans | P | 0 | 0 | 0 | 0.0 | 0.0 | 0 | 0 | 0 | 0 | 0 | 0 | 0 | 0 | 0 | 0 | 0 | 0 | 0 | 0 | 0 | 0 | 0 | W | 33-13 |
| 12/21 | at Rams | P | 0 | 0 | 0 | 0.0 | 0.0 | 0 | 0 | 0 | 0 | 0 | 0 | 0 | 0 | 0 | 0 | 0 | 0 | 0 | 0 | 0 | 0 | 0 | L | 10-20 |
| 12/26 | Bears | P | 0 | 0 | 0 | 0.0 | 0.0 | 0 | 0 | 0 | 0 | 0 | 0 | 0 | 0 | 0 | 0 | 0 | 0 | 2 | 1 | 1 | 0 | 0 | L | 24-25 |
| 01/02 | Lions | P | 7 | 5 | 2 | 0.0 | 0.0 | 1 | 0 | 0 | 0 | 0 | 0 | 0 | 1 | 0 | 0 | 0 | 0 | 0 | 0 | 0 | 0 | 0 | W | 51-29 |
| 01/09 | at Cardinals | S | 11 | 7 | 4 | 0.0 | 0.0 | 0 | 0 | 0 | 0 | 0 | 0 | 0 | 0 | 0 | 0 | 0 | 0 | 0 | 0 | 0 | 0 | 0 | W | 38-30 |
| **2021 TOTALS** | | **16-1** | **25** | **14** | **11** | **0.0** | **0.0** | **1** | **0** | **1** | **0** | **0** | **0** | **0** | **1** | **0** | **0** | **0** | **0** | **12** | **9** | **3** | **0** | **0** | **7-10** | |

+ - Overtime

## 2022 GAME-BY-GAME REGULAR-SEASON STATISTICS (SEAHAWKS)

| | | | TACKLES | | | | | | | | INTERCEPTIONS | | | | | O. FUMB | | | | ST | | | | | | |
|---|---|---|---|---|---|---|---|---|---|---|---|---|---|---|---|---|---|---|---|---|---|---|---|---|---|---|
| DATE | OPPONENT | P/S | TK | S | A | SK | YDS | TFL | YDS | QBP | NO | YDS | LG | TD | PD | FF | FR | TD | YDS | TK | S | A | FF | FR | W/L | SCORE |
| 09/12 | Broncos | S | 10 | 8 | 2 | 1.0 | 8.0 | 2 | 12 | 1 | 0 | 0 | 0 | 0 | 0 | 0 | 0 | 0 | 0 | 0 | 0 | 0 | 0 | 0 | W | 17-16 |
| 09/18 | at 49ers | P | 11 | 4 | 7 | 0.0 | 0.0 | 0 | 0 | 0 | 0 | 0 | 0 | 0 | 0 | 0 | 0 | 0 | 0 | 0 | 0 | 0 | 0 | 0 | L | 7-27 |
| 09/25 | Falcons | S | 6 | 3 | 3 | 0.0 | 0.0 | 0 | 0 | 0 | 0 | 0 | 0 | 0 | 0 | 0 | 0 | 0 | 0 | 0 | 0 | 0 | 0 | 0 | L | 23-27 |
| 10/02 | at Lions | P | 7 | 4 | 3 | 0.0 | 0.0 | 0 | 0 | 0 | 0 | 0 | 0 | 0 | 1 | 0 | 0 | 0 | 0 | 0 | 0 | 0 | 0 | 0 | W | 48-45 |
| 10/09 | at Saints | S | 12 | 7 | 5 | 0.0 | 0.0 | 0 | 0 | 0 | 0 | 0 | 0 | 0 | 0 | 0 | 0 | 0 | 0 | 0 | 0 | 0 | 0 | 0 | L | 32-39 |
| 10/16 | Cardinals | S | 2 | 1 | 1 | 0.0 | 0.0 | 0 | 0 | 0 | 0 | 0 | 0 | 0 | 0 | 0 | 0 | 0 | 0 | 0 | 0 | 0 | 0 | 0 | W | 19-9 |
| 10/23 | at Chargers | P | 4 | 4 | 0 | 0.0 | 0.0 | 0 | 0 | 0 | 0 | 0 | 0 | 0 | 0 | 0 | 0 | 0 | 0 | 1 | 1 | 0 | 0 | 0 | W | 37-23 |
| 10/30 | Giants | P | 5 | 3 | 2 | 1.0 | 0.0 | 0 | 0 | 1 | 0 | 0 | 0 | 0 | 1 | 0 | 0 | 0 | 0 | 1 | 1 | 0 | 0 | 0 | W | 27-13 |
| 11/06 | at Cardinals | P | 3 | 3 | 0 | 0.0 | 0.0 | 0 | 0 | 0 | 0 | 0 | 0 | 0 | 0 | 0 | 0 | 0 | 0 | 0 | 0 | 0 | 0 | 0 | W | 31-21 |
| 11/13 | at Buccaneers | S | 9 | 7 | 2 | 0.0 | 0.0 | 0 | 0 | 0 | 1 | 1 | 1 | 0 | 1 | 0 | 0 | 0 | 0 | 0 | 0 | 0 | 0 | 0 | L | 16-21 |
| 11/27 | Raiders | P | 12 | 8 | 4 | 0.0 | 0.0 | 1 | 0 | 1 | 0 | 0 | 0 | 0 | 1 | 0 | 0 | 0 | 0 | 0 | 0 | 0 | 0 | 0 | L | 34-40+ |
| 12/04 | at Rams | S | 7 | 4 | 3 | 0.0 | 0.0 | 0 | 0 | 0 | 1 | 10 | 10 | 0 | 1 | 0 | 0 | 0 | 0 | 0 | 0 | 0 | 0 | 0 | W | 27-23 |
| 12/11 | Panthers | S | 14 | 6 | 8 | 0.0 | 0.0 | 0 | 0 | 0 | 0 | 0 | 0 | 0 | 0 | 0 | 0 | 0 | 0 | 0 | 0 | 0 | 0 | 0 | L | 24-30 |
| 12/15 | 49ers | S | 10 | 6 | 4 | 0.0 | 0.0 | 0 | 0 | 0 | 0 | 0 | 0 | 0 | 0 | 0 | 0 | 0 | 0 | 0 | 0 | 0 | 0 | 0 | L | 13-21 |
| 12/24 | at Chiefs | S | 8 | 4 | 4 | 0.0 | 0.0 | 0 | 0 | 1 | 0 | 0 | 0 | 0 | 0 | 0 | 0 | 0 | 0 | 1 | 1 | 0 | 0 | 0 | L | 10-24 |
| 01/01 | Jets | S | 6 | 3 | 3 | 0.0 | 0.0 | 1 | 0 | 0 | 0 | 0 | 0 | 0 | 0 | 0 | 0 | 0 | 0 | 0 | 0 | 0 | 0 | 0 | W | 23-6 |
| 01/08 | Rams | S | 7 | 6 | 1 | 0.0 | 0.0 | 0 | 0 | 0 | 0 | 0 | 0 | 0 | 1 | 0 | 0 | 0 | 0 | 0 | 0 | 0 | 0 | 0 | W | 19-16+ |
| **2022 TOTALS** | | **17-11** | **133** | **81** | **52** | **2.0** | **8.0** | **4** | **12** | **4** | **2** | **11** | **10** | **0** | **6** | **0** | **0** | **0** | **0** | **3** | **3** | **0** | **0** | **0** | **9-8** | |

+ - Overtime

## 2023 GAME-BY-GAME REGULAR-SEASON STATISTICS (COMMANDERS)

| | | | TACKLES | | | | | | | | INTERCEPTIONS | | | | | O. FUMB | | | | ST | | | | | | |
|---|---|---|---|---|---|---|---|---|---|---|---|---|---|---|---|---|---|---|---|---|---|---|---|---|---|---|
| DATE | OPPONENT | P/S | TK | S | A | SK | YDS | TFL | YDS | QBP | NO | YDS | LG | TD | PD | FF | FR | TD | YDS | TK | S | A | FF | FR | W/L | SCORE |
| 09/10 | Cardinals | S | 5 | 3 | 2 | 0.0 | 0.0 | 0 | 0 | 0 | 0 | 0 | 0 | 0 | 0 | 0 | 0 | 0 | 0 | 0 | 0 | 0 | 0 | 0 | W | 20-16 |
| 09/17 | at Broncos | S | 10 | 4 | 6 | 0.0 | 0.0 | 0 | 0 | 2 | 0 | 0 | 0 | 0 | 0 | 0 | 1 | 0 | 5 | 0 | 0 | 0 | 0 | 0 | W | 35-33 |
| 09/24 | Bills | S | 13 | 7 | 6 | 0.0 | 0.0 | 0 | 0 | 0 | 0 | 0 | 0 | 0 | 0 | 0 | 0 | 0 | 0 | 0 | 0 | 0 | 0 | 0 | L | 3-37 |
| 10/01 | at Eagles | S | 9 | 8 | 1 | 0.0 | 0.0 | 0 | 0 | 2 | 0 | 0 | 0 | 0 | 0 | 0 | 0 | 0 | 0 | 0 | 0 | 0 | 0 | 0 | L | 31-34+ |
| 10/05 | Bears | S | 8 | 5 | 3 | 0.0 | 0.0 | 0 | 0 | 1 | 0 | 0 | 0 | 0 | 0 | 0 | 0 | 0 | 0 | 0 | 0 | 0 | 0 | 0 | L | 20-40 |
| 10/15 | at Falcons | S | 15 | 5 | 10 | 0.0 | 0.0 | 1 | 0 | 1 | 0 | 0 | 0 | 0 | 0 | 0 | 0 | 0 | 0 | 0 | 0 | 0 | 0 | 0 | W | 24-16 |
| 10/22 | at Giants | S | 1 | 1 | 0 | 0.0 | 0.0 | 0 | 0 | 0 | 0 | 0 | 0 | 0 | 0 | 0 | 0 | 0 | 0 | 0 | 0 | 0 | 0 | 0 | L | 7-14 |
| 10/29 | Eagles | | | | | | | | | | INJURED RESERVE | | | | | | | | | | | | | | L | 31-38 |
| 11/05 | at Patriots | | | | | | | | | | INJURED RESERVE | | | | | | | | | | | | | | W | 20-17 |
| 11/12 | at Seahawks | | | | | | | | | | INJURED RESERVE | | | | | | | | | | | | | | L | 26-29 |
| 11/19 | Giants | | | | | | | | | | INJURED RESERVE | | | | | | | | | | | | | | L | 19-31 |
| 11/23 | at Cowboys | S | 6 | 4 | 2 | 0.0 | 0.0 | 1 | 5 | 0 | 0 | 0 | 0 | 0 | 0 | 0 | 0 | 0 | 0 | 0 | 0 | 0 | 0 | 0 | L | 10-45 |
| 12/03 | Dolphins | S | 11 | 5 | 6 | 0.0 | 0.0 | 0 | 0 | 1 | 0 | 0 | 0 | 0 | 0 | 0 | 0 | 0 | 0 | 0 | 0 | 0 | 0 | 0 | L | 15-45 |
| 12/17 | at Rams | S | 13 | 5 | 8 | 0.0 | 0.0 | 0 | 0 | 1 | 0 | 0 | 0 | 0 | 0 | 0 | 0 | 0 | 0 | 0 | 0 | 0 | 0 | 0 | L | 20-28 |
| 12/24 | at Jets | S | 10 | 7 | 3 | 0.0 | 0.0 | 0 | 0 | 0 | 1 | 52 | 52 | 0 | 1 | 0 | 0 | 0 | 0 | 0 | 0 | 0 | 0 | 0 | L | 28-30 |
| 12/31 | 49ers | S | 12 | 9 | 3 | 0.0 | 0.0 | 1 | 2 | 0 | 0 | 0 | 0 | 0 | 0 | 0 | 0 | 0 | 0 | 0 | 0 | 0 | 0 | 0 | L | 10-27 |
| 01/07 | Cowboys | S | 8 | 4 | 4 | 0.0 | 0.0 | 0 | 0 | 0 | 0 | 0 | 0 | 0 | 0 | 0 | 0 | 0 | 0 | 0 | 0 | 0 | 0 | 0 | L | 10-38 |
| **2023 TOTALS** | | **13-13** | **121** | **67** | **54** | **0.0** | **0.0** | **3** | **7** | **8** | **1** | **52** | **52** | **0** | **1** | **0** | **1** | **0** | **5** | **0** | **0** | **0** | **0** | **0** | **4-13** | |

+ - Overtime

## 2024 GAME-BY-GAME REGULAR-SEASON STATISTICS (BRONCOS)

| | | | TACKLES | | | | | | | | INTERCEPTIONS | | | | | O. FUMB | | | | ST | | | | | | |
|---|---|---|---|---|---|---|---|---|---|---|---|---|---|---|---|---|---|---|---|---|---|---|---|---|---|---|
| DATE | OPPONENT | P/S | TK | S | A | SK | YDS | TFL | YDS | QBP | NO | YDS | LG | TD | PD | FF | FR | TD | YDS | TK | S | A | FF | FR | W/L | SCORE |
| 09/08 | at Seahawks | P | 2 | 2 | 0 | 0.0 | 0.0 | 1 | 4 | 0 | 0 | 0 | 0 | 0 | 0 | 0 | 0 | 0 | 0 | 0 | 0 | 0 | 0 | 0 | L | 20-26 |
| 09/15 | Steelers | P | 6 | 3 | 3 | 0.0 | 0.0 | 0 | 0 | 1 | 0 | 0 | 0 | 0 | 0 | 0 | 0 | 0 | 0 | 1 | 0 | 1 | 0 | 0 | L | 6-13 |
| 09/22 | at Buccaneers | P | 4 | 0 | 4 | 0.0 | 0.0 | 0 | 0 | 3 | 0 | 0 | 0 | 0 | 0 | 0 | 0 | 0 | 0 | 0 | 0 | 0 | 0 | 0 | W | 26-7 |
| 09/29 | at Jets | S | 10 | 4 | 6 | 0.0 | 0.0 | 0 | 0 | 1 | 0 | 0 | 0 | 0 | 0 | 0 | 0 | 0 | 0 | 0 | 0 | 0 | 0 | 0 | W | 10-9 |
| 10/06 | Raiders | S | 7 | 7 | 0 | 0.0 | 0.0 | 0 | 0 | 1 | 0 | 0 | 0 | 0 | 0 | 0 | 0 | 0 | 0 | 0 | 0 | 0 | 0 | 0 | W | 34-18 |
| 10/13 | Chargers | S | 8 | 1 | 7 | 0.0 | 0.0 | 0 | 0 | 3 | 0 | 0 | 0 | 0 | 0 | 0 | 0 | 0 | 0 | 0 | 0 | 0 | 0 | 0 | L | 16-23 |
| 10/17 | at Saints | S | 8 | 6 | 2 | 1.0 | 0.0 | 0 | 0 | 1 | 0 | 0 | 0 | 0 | 1 | 1 | 1 | 1 | 52 | 0 | 0 | 0 | 0 | 0 | W | 33-10 |
| 10/27 | Panthers | S | 2 | 1 | 1 | 0.0 | 0.0 | 0 | 0 | 0 | 0 | 0 | 0 | 0 | 0 | 0 | 0 | 0 | 0 | 0 | 0 | 0 | 0 | 0 | W | 28-14 |
| 11/03 | at Ravens | S | 7 | 1 | 6 | 0.0 | 0.0 | 0 | 0 | 0 | 0 | 0 | 0 | 0 | 0 | 0 | 0 | 0 | 0 | 0 | 0 | 0 | 0 | 0 | L | 10-41 |
| 11/10 | at Chiefs | S | 8 | 1 | 7 | 0.0 | 0.0 | 0 | 0 | 3 | 0 | 0 | 0 | 0 | 0 | 0 | 0 | 0 | 0 | 1 | 1 | 0 | 0 | 0 | L | 14-16 |
| 11/17 | Falcons | S | 4 | 3 | 1 | 0.0 | 0.0 | 0 | 0 | 0 | 1 | 15 | 15 | 0 | 1 | 0 | 0 | 0 | 0 | 0 | 0 | 0 | 0 | 0 | W | 38-6 |
| 11/24 | at Raiders | S | 6 | 5 | 1 | 0.5 | 2.5 | 0 | 0 | 4 | 0 | 0 | 0 | 0 | 1 | 0 | 0 | 0 | 0 | 0 | 0 | 0 | 0 | 0 | W | 29-19 |
| 12/02 | Browns | S | 8 | 5 | 3 | 0.0 | 0.0 | 0 | 0 | 0 | 1 | 56 | 56 | 0 | 1 | 0 | 0 | 0 | 0 | 0 | 0 | 0 | 0 | 0 | W | 41-32 |
| 12/15 | Colts | S | 8 | 4 | 4 | 0.0 | 0.0 | 0 | 0 | 0 | 0 | 0 | 0 | 0 | 0 | 0 | 0 | 0 | 0 | 0 | 0 | 0 | 0 | 0 | W | 31-13 |
| 12/19 | at Chargers | S | 7 | 5 | 2 | 0.0 | 0.0 | 1 | 3 | 0 | 0 | 0 | 0 | 0 | 0 | 0 | 0 | 0 | 0 | 0 | 0 | 0 | 0 | 0 | L | 27-34 |
| 12/28 | at Bengals | S | 6 | 3 | 3 | 0.0 | 0.0 | 0 | 0 | 1 | 0 | 0 | 0 | 0 | 1 | 0 | 0 | 0 | 0 | 0 | 0 | 0 | 0 | 0 | L | 24-30+ |
| 01/05 | Chiefs | S | 3 | 1 | 2 | 0.0 | 0.0 | 0 | 0 | 0 | 0 | 0 | 0 | 0 | 0 | 0 | 0 | 0 | 0 | 0 | 0 | 0 | 0 | 0 | W | 38-0 |
| 2024 TOTALS | | 17-14 | 104 | 52 | 52 | 1.5 | 2.5 | 2 | 7 | 18 | 2 | 71 | 56 | 0 | 5 | 1 | 1 | 1 | 52 | 2 | 1 | 1 | 0 | 0 | 10-7 | |

+ - Overtime

## 2025 GAME-BY-GAME REGULAR-SEASON STATISTICS (TITANS)

| | | | TACKLES | | | | | | | | INTERCEPTIONS | | | | | O. FUMB | | | | ST | | | | | | |
|---|---|---|---|---|---|---|---|---|---|---|---|---|---|---|---|---|---|---|---|---|---|---|---|---|---|---|
| DATE | OPPONENT | P/S | TK | S | A | SK | YDS | TFL | YDS | QBP | NO | YDS | LG | TD | PD | FF | FR | TD | YDS | TK | S | A | FF | FR | W/L | SCORE |
| 09/07 | at Broncos | S | 9 | 5 | 4 | 0.0 | 0.0 | 1 | 1 | 0 | 0 | 0 | 0 | 0 | 0 | 0 | 0 | 0 | 0 | 0 | 0 | 0 | 0 | 0 | L | 12-20 |
| 09/14 | Rams | S | 5 | 2 | 3 | 0.0 | 0.0 | 0 | 0 | 1 | 1 | 0 | 0 | 0 | 1 | 0 | 0 | 0 | 0 | 0 | 0 | 0 | 0 | 0 | L | 19-33 |
| 09/21 | Colts | S | 6 | 5 | 1 | 0.0 | 0.0 | 0 | 0 | 0 | 0 | 0 | 0 | 0 | 0 | 0 | 0 | 0 | 0 | 0 | 0 | 0 | 0 | 0 | L | 20-41 |
| 09/28 | at Texans | S | 9 | 6 | 3 | 0.0 | 0.0 | 0 | 0 | 0 | 0 | 0 | 0 | 0 | 0 | 0 | 0 | 0 | 0 | 0 | 0 | 0 | 0 | 0 | L | 0-26 |
| 10/05 | at Cardinals | S | 6 | 4 | 2 | 0.0 | 0.0 | 0 | 0 | 0 | 0 | 0 | 0 | 0 | 0 | 0 | 0 | 0 | 0 | 0 | 0 | 0 | 0 | 0 | W | 22-21 |
| 10/12 | at Raiders | S | 3 | 0 | 3 | 0.0 | 0.0 | 0 | 0 | 1 | 1 | 1 | 1 | 0 | 1 | 0 | 0 | 0 | 0 | 0 | 0 | 0 | 0 | 0 | L | 10-20 |
| 10/19 | Patriots | S | 4 | 1 | 3 | 0.0 | 0.0 | 0 | 0 | 0 | 0 | 0 | 0 | 0 | 0 | 0 | 0 | 0 | 0 | 0 | 0 | 0 | 0 | 0 | L | 13-31 |
| 10/26 | at Colts | S | 3 | 2 | 1 | 0.0 | 0.0 | 1 | 8 | 0 | 0 | 0 | 0 | 0 | 1 | 0 | 0 | 0 | 0 | 0 | 0 | 0 | 0 | 0 | L | 14-38 |
| 11/02 | Chargers | S | 6 | 2 | 4 | 0.0 | 0.0 | 0 | 0 | 0 | 1 | 24 | 24 | 1 | 1 | 0 | 0 | 0 | 0 | 0 | 0 | 0 | 0 | 0 | L | 20-27 |
| 11/16 | Texans | S | 6 | 2 | 4 | 1.0 | 11.0 | 1 | 11 | 2 | 0 | 0 | 0 | 0 | 3 | 0 | 0 | 0 | 0 | 0 | 0 | 0 | 0 | 0 | L | 13-16 |
| 11/23 | Seahawks | S | 3 | 1 | 2 | 0.0 | 0.0 | 0 | 0 | 1 | 0 | 0 | 0 | 0 | 0 | 0 | 0 | 0 | 0 | 0 | 0 | 0 | 0 | 0 | L | 24-30 |
| 11/30 | Jaguars | S | 2 | 2 | 0 | 0.0 | 0.0 | 1 | 1 | 2 | 0 | 0 | 0 | 0 | 0 | 0 | 0 | 0 | 0 | 0 | 0 | 0 | 0 | 0 | L | 3-25 |
| 12/07 | at Browns | S | 5 | 1 | 4 | 0.0 | 0.0 | 0 | 0 | 0 | 0 | 0 | 0 | 0 | 3 | 0 | 0 | 0 | 0 | 0 | 0 | 0 | 0 | 0 | W | 31-29 |
| 12/14 | at 49ers | S | 5 | 1 | 4 | 0.0 | 0.0 | 0 | 0 | 0 | 0 | 0 | 0 | 0 | 0 | 0 | 0 | 0 | 0 | 0 | 0 | 0 | 0 | 0 | L | 24-37 |
| 12/21 | Chiefs | S | 2 | 1 | 1 | 0.0 | 0.0 | 0 | 0 | 0 | 0 | 0 | 0 | 0 | 1 | 0 | 0 | 0 | 0 | 0 | 0 | 0 | 0 | 0 | W | 26-9 |
| 12/28 | Saints | S | 3 | 1 | 2 | 0.0 | 0.0 | 0 | 0 | 0 | 0 | 0 | 0 | 0 | 0 | 0 | 0 | 0 | 0 | 0 | 0 | 0 | 0 | 0 | L | 26-34 |
| 01/04 | at Jaguars | S | 4 | 1 | 3 | 0.0 | 0.0 | 0 | 0 | 1 | 0 | 0 | 0 | 0 | 0 | 0 | 0 | 0 | 0 | 0 | 0 | 0 | 0 | 0 | L | 7-41 |
| 2025 TOTALS | | 17-17 | 81 | 37 | 44 | 1.0 | 11.0 | 4 | 21 | 8 | 3 | 25 | 24T | 1 | 11 | 0 | 0 | 0 | 0 | 0 | 0 | 0 | 0 | 0 | 3-14 | |

## 2026 GAME-BY-GAME REGULAR-SEASON STATISTICS (TITANS)

| | | | TACKLES | | | | | | | | INTERCEPTIONS | | | | | O. FUMB | | | | ST | | | | | | |
|---|---|---|---|---|---|---|---|---|---|---|---|---|---|---|---|---|---|---|---|---|---|---|---|---|---|---|
| DATE | OPPONENT | P/S | TK | S | A | SK | YDS | TFL | YDS | QBP | NO | YDS | LG | TD | PD | FF | FR | TD | YDS | TK | S | A | FF | FR | W/L | SCORE |
| 09/13 | Jets | S | 3 | 1 | 2 | 0.0 | 0.0 | 0 | 0 | 0 | 0 | 0 | 0 | 0 | 0 | 0 | 0 | 0 | 0 | 0 | 0 | 0 | 0 | 0 | L | 10-23 |
| 09/20 | Eagles | S | 4 | 2 | 2 | 0.0 | 0.0 | 0 | 0 | 1 | 0 | 0 | 0 | 0 | 0 | 0 | 0 | 0 | 0 | 0 | 0 | 0 | 0 | 0 | L | 20-24 |
| 09/27 | at Giants | S | 5 | 1 | 4 | 0.0 | 0.0 | 0 | 0 | 0 | 0 | 0 | 0 | 0 | 1 | 0 | 0 | 0 | 0 | 0 | 0 | 0 | 0 | 0 | L | 7-12 |
| 10/04 | at Ravens | S | 8 | 4 | 4 | 0.0 | 0.0 | 0 | 0 | 0 | 0 | 0 | 0 | 0 | 0 | 0 | 0 | 0 | 0 | 0 | 0 | 0 | 0 | 0 | L | 18-24 |
| 10/11 | Texans | S | 6 | 3 | 3 | 0.0 | 0.0 | 0 | 0 | 4 | 0 | 0 | 0 | 0 | 0 | 0 | 0 | 0 | 0 | 0 | 0 | 0 | 0 | 0 | L | 3-26 |
| 10/18 | at Colts | S | 3 | 1 | 2 | 0.0 | 0.0 | 0 | 0 | 0 | 0 | 0 | 0 | 0 | 0 | 0 | 0 | 0 | 0 | 0 | 0 | 0 | 0 | 0 | W | 26-20 |
| 10/25 | Browns | S | 2 | 1 | 1 | 0.0 | 0.0 | 0 | 0 | 0 | 0 | 0 | 0 | 0 | 0 | 0 | 0 | 0 | 0 | 0 | 0 | 0 | 0 | 0 | L | 24-27 |
| 2026 TOTALS | | 7-7 | 31 | 13 | 18 | 0.0 | 0.0 | 0 | 0 | 5 | 0 | 0 | 0 | 0 | 1 | 0 | 0 | 0 | 0 | 0 | 0 | 0 | 0 | 0 | 1-6 | |

## 2019 GAME-BY-GAME POSTSEASON STATISTICS (SEAHAWKS)

| | | | TACKLES | | | | | | | | INTERCEPTIONS | | | | | O. FUMB | | | | ST | | | | | | |
|---|---|---|---|---|---|---|---|---|---|---|---|---|---|---|---|---|---|---|---|---|---|---|---|---|---|---|
| DATE | OPPONENT | P/S | TK | S | A | SK | YDS | TFL | YDS | QBP | NO | YDS | LG | TD | PD | FF | FR | TD | YDS | TK | S | A | FF | FR | W/L | SCORE |
| 01/05 | at Eagles | S | 5 | 4 | 1 | 1.0 | 1.0 | 1 | 1 | 2 | 0 | 0 | 0 | 0 | 2 | 0 | 0 | 0 | 0 | 0 | 0 | 0 | 0 | 0 | W | 17-9 |
| 01/12 | at Packers | S | 3 | 0 | 3 | 0.0 | 0.0 | 0 | 0 | 0 | 0 | 0 | 0 | 0 | 0 | 0 | 0 | 0 | 0 | 0 | 0 | 0 | 0 | 0 | L | 23-28 |
| 2019 TOTALS | | 2-2 | 8 | 4 | 4 | 1.0 | 1.0 | 1 | 1 | 2 | 0 | 0 | 0 | 0 | 2 | 0 | 0 | 0 | 0 | 0 | 0 | 0 | 0 | 0 | 1-1 | |

## 2020 GAME-BY-GAME POSTSEASON STATISTICS (SEAHAWKS)

| | | | TACKLES | | | | | | | | INTERCEPTIONS | | | | | O. FUMB | | | | ST | | | | | | |
|---|---|---|---|---|---|---|---|---|---|---|---|---|---|---|---|---|---|---|---|---|---|---|---|---|---|---|
| DATE | OPPONENT | P/S | TK | S | A | SK | YDS | TFL | YDS | QBP | NO | YDS | LG | TD | PD | FF | FR | TD | YDS | TK | S | A | FF | FR | W/L | SCORE |
| 01/09 | Rams | P | 0 | 0 | 0 | 0.0 | 0.0 | 0 | 0 | 0 | 0 | 0 | 0 | 0 | 0 | 0 | 0 | 0 | 0 | 1 | 1 | 0 | 0 | 0 | L | 20-30 |
| 2020 TOTALS | | 1-0 | 0 | 0 | 0 | 0.0 | 0.0 | 0 | 0 | 0 | 0 | 0 | 0 | 0 | 0 | 0 | 0 | 0 | 0 | 1 | 1 | 0 | 0 | 0 | 0-1 | |

## 2022 GAME-BY-GAME POSTSEASON STATISTICS (SEAHAWKS)

| | | | TACKLES | | | | | | | | INTERCEPTIONS | | | | | O. FUMB | | | | ST | | | | | | |
|---|---|---|---|---|---|---|---|---|---|---|---|---|---|---|---|---|---|---|---|---|---|---|---|---|---|---|
| DATE | OPPONENT | P/S | TK | S | A | SK | YDS | TFL | YDS | QBP | NO | YDS | LG | TD | PD | FF | FR | TD | YDS | TK | S | A | FF | FR | W/L | SCORE |
| 01/14 | at 49ers | S | 9 | 4 | 5 | 0.0 | 0.0 | 1 | 1 | 0 | 0 | 0 | 0 | 0 | 1 | 0 | 0 | 0 | 0 | 0 | 0 | 0 | 0 | 0 | L | 23-41 |
| 2022 TOTALS | | 1-1 | 9 | 4 | 5 | 0.0 | 0.0 | 1 | 1 | 0 | 0 | 0 | 0 | 0 | 1 | 0 | 0 | 0 | 0 | 0 | 0 | 0 | 0 | 0 | 0-1 | |

## 2024 GAME-BY-GAME POSTSEASON STATISTICS (BRONCOS)

| | | | TACKLES | | | | | | | | INTERCEPTIONS | | | | | O. FUMB | | | | ST | | | | | | |
|---|---|---|---|---|---|---|---|---|---|---|---|---|---|---|---|---|---|---|---|---|---|---|---|---|---|---|
| DATE | OPPONENT | P/S | TK | S | A | SK | YDS | TFL | YDS | QBP | NO | YDS | LG | TD | PD | FF | FR | TD | YDS | TK | S | A | FF | FR | W/L | SCORE |
| 01/12 | at Bills | S | 8 | 2 | 6 | 0.0 | 0.0 | 0 | 0 | 0 | 0 | 0 | 0 | 0 | 0 | 0 | 0 | 0 | 0 | 0 | 0 | 0 | 0 | 0 | L | 7-31 |
| 2024 TOTALS | | 1-1 | 8 | 2 | 6 | 0.0 | 0.0 | 0 | 0 | 0 | 0 | 0 | 0 | 0 | 0 | 0 | 0 | 0 | 0 | 0 | 0 | 0 | 0 | 0 | 0-1 | |

# DANIEL BELLINGER

**TIGHT END ★ 6'6" ★ 255 LBS**

**COLLEGE:** SAN DIEGO STATE ★ **HOMETOWN:** LAS VEGAS, NEV.
**NFL EXPERIENCE (NFL/TITANS):** 5/1 ★ **ACQUIRED:** UFA (NYG)-'26
**GAMES PLAYED/GAMES STARTED:** 69/47(Playoffs: 2/2)

82

## CAREER HIGHLIGHTS

• In 2022, Bellinger became the first rookie tight end in Giants history to rush for a touchdown when he scored on a double reverse at Green Bay.

**PRO:** The Titans signed Daniel Bellinger as an unrestricted free agent during the 2026 offseason to provide a physical blocker and reliable pass catcher to the tight end room. The 6-foot-6-inch, 255-pounder was originally drafted by the N.Y. Giants and spent his first four seasons with the club compiling 88 receptions for 934 yards and four touchdowns over 62 games played.

## TITANS TIDBITS:

• In 2025, Bellinger visited the JFK Knights football team in Paterson, N.J. to donate 40 pairs of new cleats for the upcoming season.
• As a member of the Giants, Bellinger met with 120 students that participated in a NFL Flag clinic following the team's practice in Germany.

## CAREER TRANSACTIONS:

• The Las Vegas, Nev., native was selected by the N.Y., Giants in the fourth round (112th overall) of the 2022 NFL Draft.
• Signed by the Titans as an unrestricted free agent on March 12, 2026.

## SEASON RECAPS:

**2026 (7/5 - Tennessee):**
• Against N.Y. Jets (9/13), started at tight end in his Titans debut and collected a seven-yard reception.
• Against Philadelphia (9/20), played as a reserve at tight end.
• At N.Y. Giants (9/27), started at tight end and snared two receptions for 16 yards.
• At Baltimore (10/4), started at tight end and grabbed a two-yard reception.
• Against Houston (10/11), started at tight end and hauled in a five-yard catch.
• At Indianapolis (10/18), started at tight end.
• Against Cleveland (10/25), played as a reserve at tight end and snared a four-yard catch. Helped open holes for Titans' ball carriers to gain 141 yards on the ground, including 129 rush yards with three touchdowns from Tony Pollard.

**2025 (16/10 - N.Y. Giants):** Played in 16 games with 10 starts and recorded 19 receptions for 286 yards with two touchdowns. Was inactive for one game.
• At Denver (10/19), had three receptions for a career-high 88 yards and one touchdown. Caught a career-long 44-yard touchdown pass from Jaxson Dart in the first quarter.
• Against Dallas (1/4), had two receptions for 38 yards including a 29-yard touchdown catch.

**2024 (17/8 - N.Y. Giants):** Played in all 17 games with eight starts. Recorded 14 receptions for 125 yards.
• Against New Orleans (12/8), tied his career-high with five receptions for 45 yards.

**2023 (17/13 - N.Y. Giants):** Appeared in all 17 games with 13 starts and tallied 25 receptions for 255 yards.
• At Las Vegas (11/5), had three receptions for 43 yards.
• At Philadelphia (12/25), recorded a season-high four receptions for 43 yards.

**2022 (12/11, 2/2 - N.Y. Giants):** Appeared in 12 games with 11 starts and recorded a career-high 30 receptions for 268 yards with two touchdowns as a rookie. Also tallied a rushing touchdown. Was inactive for four games and did not play in the regular season finale. Started both postseason contests and recorded three receptions for 21 yards and a touchdown. Made his NFL debut at Tennessee (9/11).
• Against Carolina (9/18), recorded his first career NFL touchdown on a 16-yard reception.
• Against Dallas (9/26), had four receptions for 40 yards.
• At Green Bay (10/9), became the first rookie tight end in Giants history to rush for a touchdown. Scored on a double reverse, his first career rushing attempt.
• Against Baltimore (10/16), tallied a season-high five receptions for 38 yards with a touchdown.
• At Minnesota (1/15), started at tight end in his postseason debut and recorded two receptions for 17 yards with a touchdown.

## COLLEGE:

• Played in 43 games with 32 starts over four seasons (2018-21) at San Diego State. His career totals included 68 receptions for 771 yards with five touchdowns.
• As a senior (2021), was named a team captain and started 13 of the team's 14 games. Totaled a career-high 31 receptions for 357 yards with two touchdowns.
• As a junior (2020), started all eight games in the COVID-19 shortened season. Named honorable mention All-Mountain West by the league's coaches and media. Caught 21 passes for 203 yards.
• As a sophomore (2019), played in all 13 games with 11 starts and tallied 15 catches for 201 yards with three touchdowns.
• As a freshman (2018), was on the travel squad in three of the first four games of the season as a true freshman before playing in the final nine contests at tight end. Had one catch for 10 yards.
• Graduated from San Diego State with a degree in business administration.

## PERSONAL:

• Attended Palo Verde (Nev.) High School and earned three letters as a tight end and linebacker. Named all-conference on both offense and defense.
• As a senior, played in nine games and totaled 21 catches for 371 yards with three touchdowns. Earned first-team all-state honors on defense where he had 131 tackles, 10 stops for loss, three sacks, two forced fumbles and one fumble recovery.
• Named Palo Verde athlete of the year as a senior.
• Also starred in basketball and track and field earning second-team all-league honors in basketball and making the regional finals in track and field in the 400 meters and 4x400-meter relay. His 4x100 team placed third at the Nevada state championships.
• Son of Frank and Renee Bellinger. Has a twin sister named Betsy.
• Follow Bellinger on Instagram at @bellinger_88.
• Born Daniel Bellinger on Sept. 22, 2000 in Las Vegas, Nev.

## REGULAR SEASON COMPARISON: RECEIVING - CINCINNATI BENGALS

| DATE | OPP | W/L | GP/GS | REC | YDS. | AVG. | TD | LG | TGTS | YAC |
|---|---|---|---|---|---|---|---|---|---|---|
| 10/13/24 | NYG vs. CIN | L | S | 0 | 0 | 0 | 0 | 0 | 0 | 0 |
| TOTALS | | 0/1 | 1/1 | 0 | 0 | 0 | 0 | 0 | 0 | 0 |

## DANIEL BELLINGER'S NFL REGULAR SEASON RUSHING/RECEIVING STATISTICS

| | | | | RECEIVING | | | | | RUSHING | | | | |
|---|---|---|---|---|---|---|---|---|---|---|---|---|---|
| DATE | TEAM | GP | GS | NO. | YDS. | AVG. | LG | TD | NO. | YDS. | AVG. | LG | TD |
| 2022 | Giants | 12 | 11 | 30 | 268 | 8.9 | 24 | 2 | 1 | 2 | 2.0 | 2t | 1 |
| 2023 | Giants | 17 | 13 | 25 | 255 | 10.2 | 26 | 0 | 0 | 0 | 0.0 | 0 | 0 |
| 2024 | Giants | 17 | 8 | 14 | 125 | 8.9 | 17 | 0 | 0 | 0 | 0.0 | 0 | 0 |
| 2025 | Giants | 16 | 10 | 19 | 286 | 15.1 | 44t | 2 | 0 | 0 | 0.0 | 0 | 0 |
| 2026 | Titans | 7 | 5 | 6 | 34 | 5.7 | 10 | 0 | 0 | 0 | 0.0 | 0 | 0 |
| NFL TOTALS | | 69 | 47 | 94 | 968 | 10.3 | 44T | 4 | 1 | 2 | 2.0 | 2T | 1 |

## DANIEL BELLINGER'S NFL POSTSEASON RUSHING/RECEIVING STATISTICS

| | | | | RECEIVING | | | | | RUSHING | | | | |
|---|---|---|---|---|---|---|---|---|---|---|---|---|---|
| DATE | TEAM | GP | GS | NO. | YDS. | AVG. | LG | TD | NO. | YDS. | AVG. | LG | TD |
| 2022 | Giants | 2 | 2 | 3 | 21 | 7.0 | 9t | 1 | 0 | 0 | 0.0 | 0 | 0 |
| NFL TOTALS | | 2 | 2 | 3 | 21 | 7.0 | 9T | 1 | 0 | 0 | 0.0 | 0 | 0 |

### SINGLE-GAME HIGHS: RUSHING/RECEIVING

| | |
|---|---|
| Rush Attempts | 1 (at Green Bay Packers, Oct 09, 2022) |
| Rushing Yards | 2 (at Green Bay Packers, Oct 09, 2022) |
| Longest Runs | 2 (at Green Bay Packers, Oct 09, 2022) |
| Rushing TDs | 1 (at Green Bay Packers, Oct 09, 2022) |
| Receptions | 5 (3 times, last vs. New Orleans Saints, Dec 08, 2024) |
| Receiving Yards | 88 (at Denver Broncos, Oct 19, 2025) |
| Receiving Average | 29.3 (at Denver Broncos, Oct 19, 2025) |
| Longest Receptions | 44 (at Denver Broncos, Oct 19, 2025) |
| Receiving TDs | 1 (4 times, last vs. Dallas Cowboys, Jan 04, 2026) |
| All-Purpose Yards | 88 (at Denver Broncos, Oct 19, 2025) |
| Special Teams Tackles | 1 (6 times, last vs. Tampa Bay Buccaneers, Nov 24, 2024) |
| Most TDs | 1 (5 times, last vs. Dallas Cowboys, Jan 04, 2026) |
| Miscellaneous Tackles | 1 (3 times, last at Chicago Bears, Nov 09, 2025) |
| Scrimmage Yards | 88 (at Denver Broncos, Oct 19, 2025) |

### SINGLE-GAME HIGHS - POSTSEASON: RECEIVING

| | |
|---|---|
| Receptions | 2 (at Minnesota Vikings, Jan 15, 2023) |
| Receiving Yards | 17 (at Minnesota Vikings, Jan 15, 2023) |
| Longest Receptions | 9 (at Minnesota Vikings, Jan 15, 2023) |
| Receiving TDs | 1 (at Minnesota Vikings, Jan 15, 2023) |
| All-Purpose Yards | 17 (at Minnesota Vikings, Jan 15, 2023) |
| Most TDs | 1 (at Minnesota Vikings, Jan 15, 2023) |
| Scrimmage Yards | 17 (at Minnesota Vikings, Jan 15, 2023) |

## 2022 GAME-BY-GAME REGULAR-SEASON STATISTICS (GIANTS)

| | | | RECEIVING | | | | | RUSHING | | | | | | |
|---|---|---|---|---|---|---|---|---|---|---|---|---|---|---|
| DATE | OPPONENT | P/S | NO. | YDS. | AVG. | LG | TD | NO. | YDS. | AVG. | LG | TD | W/L/T | SCORE |
| 09/11 | at Titans | S | 0 | 0 | 0.0 | 0 | 0 | 0 | 0 | 0.0 | 0 | 0 | W | 21-20 |
| 09/18 | Panthers | P | 1 | 16 | 16.0 | 16t | 1 | 0 | 0 | 0.0 | 0 | 0 | W | 19-16 |
| 09/26 | Cowboys | S | 4 | 40 | 10.0 | 20 | 0 | 0 | 0 | 0.0 | 0 | 0 | L | 16-23 |
| 10/02 | Bears | S | 3 | 23 | 7.7 | 12 | 0 | 0 | 0 | 0.0 | 0 | 0 | W | 20-12 |
| 10/09 | at Packers | S | 2 | 22 | 11.0 | 11 | 0 | 1 | 2 | 2.0 | 2t | 1 | W | 27-22 |
| 10/16 | Ravens | S | 5 | 38 | 7.6 | 10 | 1 | 0 | 0 | 0.0 | 0 | 0 | W | 24-20 |
| 10/23 | at Jaguars | S | 1 | 13 | 13.0 | 13 | 0 | 0 | 0 | 0.0 | 0 | 0 | W | 23-17 |
| 10/30 | at Seahawks | | | | | | INACTIVE | | | | | | L | 13-27 |
| 11/13 | Texans | | | | | | INACTIVE | | | | | | W | 24-16 |
| 11/20 | Lions | | | | | | INACTIVE | | | | | | L | 18-31 |
| 11/24 | at Cowboys | | | | | | INACTIVE | | | | | | L | 20-28 |
| 12/04 | Commanders | S | 5 | 24 | 4.8 | 8 | 0 | 0 | 0 | 0.0 | 0 | 0 | T | 20-20 |
| 12/11 | Eagles | S | 3 | 19 | 6.3 | 11 | 0 | 0 | 0 | 0.0 | 0 | 0 | L | 22-48 |
| 12/18 | at Commanders | S | 1 | 4 | 4.0 | 4 | 0 | 0 | 0 | 0.0 | 0 | 0 | W | 20-12 |
| 12/24 | at Vikings | S | 2 | 27 | 13.5 | 15 | 0 | 0 | 0 | 0.0 | 0 | 0 | L | 24-27 |
| 01/01 | Colts | S | 3 | 42 | 14.0 | 24 | 0 | 0 | 0 | 0.0 | 0 | 0 | W | 38-10 |
| 01/08 | at Eagles | | | | | | DID NOT PLAY | | | | | | L | 16-22 |
| **2022 TOTALS** | | **12-11** | **30** | **268** | **8.9** | **24** | **2** | **1** | **2** | **2.0** | **2T** | **1** | **9-7-1** | |

## 2023 GAME-BY-GAME REGULAR-SEASON STATISTICS (GIANTS)

| | | | RECEIVING | | | | | RUSHING | | | | | | |
|---|---|---|---|---|---|---|---|---|---|---|---|---|---|---|
| DATE | OPPONENT | P/S | NO. | YDS. | AVG. | LG | TD | NO. | YDS. | AVG. | LG | TD | W/L | SCORE |
| 09/10 | Cowboys | S | 1 | 1 | 1.0 | 1 | 0 | 0 | 0 | 0.0 | 0 | 0 | L | 0-40 |
| 09/17 | at Cardinals | P | 0 | 0 | 0.0 | 0 | 0 | 0 | 0 | 0.0 | 0 | 0 | W | 31-28 |
| 09/21 | at 49ers | P | 1 | 8 | 8.0 | 8 | 0 | 0 | 0 | 0.0 | 0 | 0 | L | 12-30 |
| 10/02 | Seahawks | S | 1 | 6 | 6.0 | 6 | 0 | 0 | 0 | 0.0 | 0 | 0 | L | 3-24 |
| 10/08 | at Dolphins | S | 1 | 7 | 7.0 | 7 | 0 | 0 | 0 | 0.0 | 0 | 0 | L | 16-31 |
| 10/15 | at Bills | S | 0 | 0 | 0.0 | 0 | 0 | 0 | 0 | 0.0 | 0 | 0 | L | 9-14 |
| 10/22 | Commanders | S | 0 | 0 | 0.0 | 0 | 0 | 0 | 0 | 0.0 | 0 | 0 | W | 14-7 |
| 10/29 | Jets | S | 0 | 0 | 0.0 | 0 | 0 | 0 | 0 | 0.0 | 0 | 0 | L | 10-13+ |
| 11/05 | at Raiders | S | 3 | 43 | 14.3 | 23 | 0 | 0 | 0 | 0.0 | 0 | 0 | L | 6-30 |
| 11/12 | at Cowboys | S | 2 | 34 | 17.0 | 26 | 0 | 0 | 0 | 0.0 | 0 | 0 | L | 17-49 |
| 11/19 | at Commanders | S | 3 | 38 | 12.7 | 26 | 0 | 0 | 0 | 0.0 | 0 | 0 | W | 31-19 |
| 11/26 | Patriots | S | 1 | 8 | 8.0 | 8 | 0 | 0 | 0 | 0.0 | 0 | 0 | W | 10-7 |
| 12/11 | Packers | S | 2 | 15 | 7.5 | 9 | 0 | 0 | 0 | 0.0 | 0 | 0 | W | 24-22 |
| 12/17 | at Saints | S | 2 | 13 | 6.5 | 8 | 0 | 0 | 0 | 0.0 | 0 | 0 | L | 6-24 |
| 12/25 | at Eagles | P | 4 | 43 | 10.8 | 20 | 0 | 0 | 0 | 0.0 | 0 | 0 | L | 25-33 |
| 12/31 | Rams | P | 4 | 39 | 9.8 | 18 | 0 | 0 | 0 | 0.0 | 0 | 0 | L | 25-26 |
| 01/07 | Eagles | S | 0 | 0 | 0.0 | 0 | 0 | 0 | 0 | 0.0 | 0 | 0 | W | 27-10 |
| **2023 TOTALS** | | **17-13** | **25** | **255** | **10.2** | **26** | **0** | **0** | **0** | **0.0** | **0** | **0** | **6-11** | |

+ - Overtime

## 2024 GAME-BY-GAME REGULAR-SEASON STATISTICS (GIANTS)

| | | | RECEIVING | | | | | RUSHING | | | | | | |
|---|---|---|---|---|---|---|---|---|---|---|---|---|---|---|
| DATE | OPPONENT | P/S | NO. | YDS. | AVG. | LG | TD | NO. | YDS. | AVG. | LG | TD | W/L | SCORE |
| 09/08 | Vikings | S | 1 | 3 | 3.0 | 3 | 0 | 0 | 0 | 0.0 | 0 | 0 | L | 6-28 |
| 09/15 | at Commanders | P | 0 | 0 | 0.0 | 0 | 0 | 0 | 0 | 0.0 | 0 | 0 | L | 18-21 |
| 09/22 | at Browns | S | 1 | 17 | 17.0 | 17 | 0 | 0 | 0 | 0.0 | 0 | 0 | W | 21-15 |
| 09/26 | Cowboys | P | 0 | 0 | 0.0 | 0 | 0 | 0 | 0 | 0.0 | 0 | 0 | L | 15-20 |
| 10/06 | at Seahawks | P | 0 | 0 | 0.0 | 0 | 0 | 0 | 0 | 0.0 | 0 | 0 | W | 29-20 |
| 10/13 | Bengals | S | 0 | 0 | 0.0 | 0 | 0 | 0 | 0 | 0.0 | 0 | 0 | L | 7-17 |
| 10/20 | Eagles | P | 1 | 11 | 11.0 | 11 | 0 | 0 | 0 | 0.0 | 0 | 0 | L | 3-28 |
| 10/28 | at Steelers | P | 0 | 0 | 0.0 | 0 | 0 | 0 | 0 | 0.0 | 0 | 0 | L | 18-26 |
| 11/03 | Commanders | P | 0 | 0 | 0.0 | 0 | 0 | 0 | 0 | 0.0 | 0 | 0 | L | 22-27 |
| 11/10 | at Panthers | P | 0 | 0 | 0.0 | 0 | 0 | 0 | 0 | 0.0 | 0 | 0 | L | 17-20+ |
| 11/24 | Buccaneers | S | 0 | 0 | 0.0 | 0 | 0 | 0 | 0 | 0.0 | 0 | 0 | L | 7-30 |
| 11/28 | at Cowboys | P | 0 | 0 | 0.0 | 0 | 0 | 0 | 0 | 0.0 | 0 | 0 | L | 20-27 |
| 12/08 | Saints | S | 5 | 45 | 9.0 | 12 | 0 | 0 | 0 | 0.0 | 0 | 0 | L | 11-14 |
| 12/15 | Ravens | P | 3 | 35 | 11.7 | 17 | 0 | 0 | 0 | 0.0 | 0 | 0 | L | 14-35 |
| 12/22 | at Falcons | S | 1 | 5 | 5.0 | 5 | 0 | 0 | 0 | 0.0 | 0 | 0 | L | 7-34 |
| 12/29 | Colts | S | 0 | 0 | 0.0 | 0 | 0 | 0 | 0 | 0.0 | 0 | 0 | W | 45-33 |
| 01/05 | at Eagles | S | 2 | 9 | 4.5 | 5 | 0 | 0 | 0 | 0.0 | 0 | 0 | L | 13-20 |
| **2024 TOTALS** | | **17-8** | **14** | **125** | **8.9** | **17** | **0** | **0** | **0** | **0.0** | **0** | **0** | **3-14** | |

+ - Overtime

## 2025 GAME-BY-GAME REGULAR-SEASON STATISTICS (GIANTS)

| | | | RECEIVING | | | | | RUSHING | | | | | | |
|---|---|---|---|---|---|---|---|---|---|---|---|---|---|---|
| DATE | OPPONENT | P/S | NO. | YDS. | AVG. | LG | TD | NO. | YDS. | AVG. | LG | TD | W/L | SCORE |
| 09/07 | at Commanders | P | 1 | 14 | 14.0 | 14 | 0 | 0 | 0 | 0.0 | 0 | 0 | L | 6-21 |
| 09/14 | at Cowboys | P | 0 | 0 | 0.0 | 0 | 0 | 0 | 0 | 0.0 | 0 | 0 | L | 37-40+ |
| 09/21 | Chiefs | P | 1 | 6 | 6.0 | 6 | 0 | 0 | 0 | 0.0 | 0 | 0 | L | 9-22 |
| 09/28 | Chargers | P | 1 | 13 | 13.0 | 13 | 0 | 0 | 0 | 0.0 | 0 | 0 | W | 21-18 |
| 10/05 | at Saints | S | 4 | 52 | 13.0 | 18 | 0 | 0 | 0 | 0.0 | 0 | 0 | L | 14-26 |
| 10/09 | Eagles | S | 0 | 0 | 0.0 | 0 | 0 | 0 | 0 | 0.0 | 0 | 0 | W | 34-17 |
| 10/19 | at Broncos | S | 3 | 88 | 29.3 | 44t | 1 | 0 | 0 | 0.0 | 0 | 0 | L | 32-33 |
| 10/26 | at Eagles | S | 1 | 21 | 21.0 | 21 | 0 | 0 | 0 | 0.0 | 0 | 0 | L | 20-38 |
| 11/02 | 49ers | | | | | | INACTIVE | | | | | | L | 24-34 |
| 11/09 | at Bears | S | 1 | 8 | 8.0 | 8 | 0 | 0 | 0 | 0.0 | 0 | 0 | L | 20-24 |
| 11/16 | Packers | S | 0 | 0 | 0.0 | 0 | 0 | 0 | 0 | 0.0 | 0 | 0 | L | 20-27 |
| 11/23 | at Lions | S | 0 | 0 | 0.0 | 0 | 0 | 0 | 0 | 0.0 | 0 | 0 | L | 27-34+ |
| 12/01 | at Patriots | P | 0 | 0 | 0.0 | 0 | 0 | 0 | 0 | 0.0 | 0 | 0 | L | 15-33 |
| 12/14 | Commanders | P | 3 | 35 | 11.7 | 13 | 0 | 0 | 0 | 0.0 | 0 | 0 | L | 21-29 |
| 12/21 | Vikings | S | 0 | 0 | 0.0 | 0 | 0 | 0 | 0 | 0.0 | 0 | 0 | L | 13-16 |
| 12/28 | at Raiders | S | 2 | 11 | 5.5 | 7 | 0 | 0 | 0 | 0.0 | 0 | 0 | W | 34-10 |
| 01/04 | Cowboys | S | 2 | 38 | 19.0 | 29t | 1 | 0 | 0 | 0.0 | 0 | 0 | W | 34-17 |
| **2025 TOTALS** | | **16-10** | **19** | **286** | **15.1** | **44T** | **2** | **0** | **0** | **0.0** | **0** | **0** | **4-13** | |

+ - Overtime

## 2026 GAME-BY-GAME REGULAR-SEASON STATISTICS (TITANS)

| | | | RECEIVING | | | | | RUSHING | | | | | | |
|---|---|---|---|---|---|---|---|---|---|---|---|---|---|---|
| DATE | OPPONENT | P/S | NO. | YDS. | AVG. | LG | TD | NO. | YDS. | AVG. | LG | TD | W/L | SCORE |
| 09/13 | Jets | S | 1 | 7 | 7.0 | 7 | 0 | 0 | 0 | 0.0 | 0 | 0 | L | 10-23 |
| 09/20 | Eagles | P | 0 | 0 | 0.0 | 0 | 0 | 0 | 0 | 0.0 | 0 | 0 | L | 20-24 |
| 09/27 | at Giants | S | 2 | 16 | 8.0 | 10 | 0 | 0 | 0 | 0.0 | 0 | 0 | L | 7-12 |
| 10/04 | at Ravens | S | 1 | 2 | 2.0 | 2 | 0 | 0 | 0 | 0.0 | 0 | 0 | L | 18-24 |
| 10/11 | Texans | S | 1 | 5 | 5.0 | 5 | 0 | 0 | 0 | 0.0 | 0 | 0 | L | 3-26 |
| 10/18 | at Colts | S | 0 | 0 | 0.0 | 0 | 0 | 0 | 0 | 0.0 | 0 | 0 | W | 26-20 |
| 10/25 | Browns | P | 1 | 4 | 4.0 | 4 | 0 | 0 | 0 | 0.0 | 0 | 0 | L | 24-27 |
| **2026 TOTALS** | | **7-5** | **6** | **34** | **5.7** | **10** | **0** | **0** | **0** | **0.0** | **0** | **0** | **1-6** | |

## 2022 GAME-BY-GAME POSTSEASON STATISTICS (GIANTS)

| | | | RECEIVING | | | | | RUSHING | | | | | | |
|---|---|---|---|---|---|---|---|---|---|---|---|---|---|---|
| DATE | OPPONENT | P/S | NO. | YDS. | AVG. | LG | TD | NO. | YDS. | AVG. | LG | TD | W/L | SCORE |
| 01/15 | at Vikings | S | 2 | 17 | 8.5 | 9t | 1 | 0 | 0 | 0.0 | 0 | 0 | W | 31-24 |
| 01/21 | at Eagles | S | 1 | 4 | 4.0 | 4 | 0 | 0 | 0 | 0.0 | 0 | 0 | L | 7-38 |
| **2022 TOTALS** | | **2-2** | **3** | **21** | **7.0** | **9T** | **1** | **0** | **0** | **0.0** | **0** | **0** | **1-1** | |

# TERRELL BURGESS

**SAFETY ★ 5'11" ★ 202 LBS**

**COLLEGE:** UTAH ★ **HOMETOWN:** SAN MARCOS, CALIF.
**NFL EXPERIENCE (NFL/TITANS):** 6/1 ★ **ACQUIRED:** FA-'26
**GAMES PLAYED/GAMES STARTED:** 67/6(Playoffs: 4/2)

38

2021

## CAREER HIGHLIGHTS

• In 2021, Burgess played in 16 regular season games and all four postseason contests helping the L.A. Rams capture the Super Bowl LVI title.

**PRO:** The Titans signed Terrell Burgess prior to the start of the 2026 regular season to add depth and experience to the secondary and special teams unit. The 5-foot-11-inch, 202-pounder was originally selected by the L.A. Rams in the third round of the 2020 NFL Draft. Prior to his arrival in Tennessee, the University of Utah product appeared in 59 games with five starts his first five NFL campaigns with the Rams, N.Y. Giants, Washington Commanders and New Orleans Saints. He has also spent time with the Buffalo Bills.

## TITANS TIDBITS:

• In 2021, Burgess returned to the University of Utah and served as a color commentator for the Utes Spring Football game.

## CAREER TRANSACTIONS:

• The Oceanside, Calif., native was selected by the L.A. Rams in the third round (104th overall) of the 2020 NFL Draft.
• Waived by the Rams on Nov. 8, 2022.
• Signed by the N.Y. Giants to their practice squad on Nov. 10, 2022.
• Activated from the Giants' practice squad to the active roster standard elevation on Nov. 23, 2022.
• Signed by the Giants to a future contract on Jan. 26, 2023.
• Waived by the Giants on May 16, 2023.
• Signed by the Washington Commanders as a free agent on May 30, 2023.
• Released by the Commanders on Aug. 29, 2023 and signed to the team's practice squad a day later.
• Signed by the Commanders to their active roster from the practice squad on Oct. 10, 2023.
• Signed by the Buffalo Bills as a free agent on July 31, 2024.
• Released by the Bills on Sept. 3, 2024.
• Signed by the New Orleans Saints as a free agent May 12, 2025.
• Released by the Saints on Aug. 26, 2025 and signed to the team's practice squad a day later.
• Activated from the Saints' practice squad to the active roster standard elevation on Sept. 13, 2025.
• Signed by the Saints to their active roster from the practice squad on Sept. 17, 2025.
• Released by the Saints on Aug. 30, 2026.
• Signed by the Titans as a free agent on Aug. 31, 2026.

## SEASON RECAPS:

**2026 (7/1 - Tennessee):** Tied for third on the team with five special teams tackles. Has tied for the team lead in passes defensed once in 2026 (vs. HST). Has tied for the team lead in special teams tackles three times in 2026 (vs. PHI, at BAL, vs. CLE).
• Against N.Y. Jets (9/13), made his Titans debut as a reserve on special teams.
• Against Philadelphia (9/20), tied for the team lead with a special teams stop.
• At N.Y. Giants (9/27), saw action as a reserve on special teams.
• At Baltimore (10/4), tied for the team lead with a special teams stop.
• Against Houston (10/11), started at safety and finished second on the squad with eight tackles to go along with a pass defensed. Broke up a deep pass intended for Nico Collins in the end zone late in the first half.
• At Indianapolis (10/18), played as a reserve at safety and registered two tackles. Notched a special teams tackle on coverage units.
• Against Cleveland (10/25), tied for the team lead with two special teams tackles.

**2025 (16/1 - New Orleans):** Appeared in 16 games with a start at safety in his only season with the Saints and tallied 15 tackles with three passes defensed. Collected seven special teams stops on coverage units. Spent the season opener on the team's practice squad.
• At Miami (11/30), notched a season-best seven tackles with a pass defensed.

**2024 (0/0 - Buffalo):** Spent the offseason and training camp with the Bills before being placed on injured reserve on Aug. 25 and released on Sept. 3.

**2023 (12/1 - Washington):** Played in 12 games with one start for the Commanders and logged 18 tackles on defense with seven stops on special teams. Spent the first five games on the Commanders' practice squad.
• Against Dallas (1/7), received his first start of the season and recorded a career-best 10 tackles.

**2022 (7/1 - L.A. Rams; 1/0 - N.Y. Giants):** Played in seven games with one start at safety for the Rams and posted 11 tackles. Was inactive for one contest before being released on Nov. 8. Signed with the Giants practice squad on Nov. 10. Elevated to the active roster for one game with New York and spent seven other contests on the practice squad.
• Against Dallas (10/9), received his first start of season at safety and posted nine tackles.

**2021 (16/2, 4/2 - L.A. Rams):** Played in all 16 regular season games with two starts at safety and registered eight tackles with two special teams coverage stops. Appeared in all four playoff contests with two starts and posted seven tackles.
• At N.Y. Giants (10/17), started in a multiple-defensive back package and recorded a special teams stop.
• At Arizona (12/13), started at safety and registered a solo tackle.
• Against Arizona (1/17), started at safety and finished with five tackles in NFC Wild Card Playoff victory.
• Against Cincinnati (2/13), saw action as a reserve on special teams in the Super Bowl LVI victory.

**2020 (7/0, 0/0 - L.A. Rams):** Played as a reserve in the first seven games as a rookie and posted five tackles, a pass defensed and three special teams stops. Placed on injured reserve on Oct. 28 and missed the final nine regular season games and both postseason contests.
• Against Dallas (9/13), made his NFL debut as a reserve on special teams.
• Against Chicago (10/26), had three tackles and two special teams stops.

## COLLEGE:

• Played four seasons at Utah (2016-19) and registered 116 total tackles, 10 passes defensed, nine stops for loss, two fumble recoveries and one interception.
• As a senior (2019), started all 14 games as a strong safety and finished third on the team with 81 tackles. His 81 tackles led the defensive backs and included 7.5 stops for loss and a split-sack. His two fumble recoveries ranked second on the team and tied for fourth in the Pac-12. Also recorded six passes defensed and one interception. Named honorable mention All-Pac-12.
• As a junior (2018), played in all 14 games, making two starts and posted 16 tackles, three passes defensed with a blocked field goal. Named second-team Pac-12 All-Academic.
• As a sophomore (2017), saw action in all 13 games on special teams and appeared in four games with one start on defense. Registered 18 tackles with a stop for loss. Selected first-team Pac-12 All-Academic.
• As a true freshman (2016), appeared in four games with three appearances on defense. Tallied a tackle and a pass defensed. Played both ways early in the season and had one reception for seven yards. Registered two kick returns for 27 yards.
• Graduated with a degree in kinesiology from Utah in December 2019.

## PERSONAL:

• Attended San Marcos (Calif.) High School and was an All-CIF San Diego Section first-team wide receiver as a senior and second-team defensive back as a junior.
• During his high school career, recorded eight career interceptions and 90 career tackles at defensive back. Also posted 73 career receptions for 1,288 yards with 17 touchdowns as a wide receiver.
• Also participated in track with a personal-best time of 11.14 in the 100 and 22.31 in the 200 meters.
• Son of Tyrone and Ingrid Burgess.
• Burgess' older brother Isiah Hennie was a two-time honorable mention All-Big Sky wide receiver at Sacramento State (2014-17).
• Follow Burgess on Instagram at @tburg98_ and on X at @TiTaniumT98.
• Born Terrell Joseph-Nathaniel Burgess on Nov. 12, 1998 in Oceanside, Calif.

### POSTSEASON COMPARISON: DEFENSIVE - CINCINNATI BENGALS

| | | | | TACKLES | | | | | | | | | | MISC | | |
|---|---|---|---|---|---|---|---|---|---|---|---|---|---|---|---|---|
| DATE | OPP | W/L | GP/GS | TOT | SOLO | ASST | SACK | YDS. | INT | TFL | PD | QBH | TD | FF | FR |
| 2/13/22 | LA @ CIN | W | P | 0 | 0 | 0 | 0.0 | 0.0 | 0 | 0 | 0 | 0 | 0 | 0 | 0 |
| TOTALS | | 1/0 | 1/0 | 0 | 0 | 0 | 0.0 | 0.0 | 0 | 0 | 0 | 0 | 0 | 0 | 0 |

### TERRELL BURGESS' NFL REGULAR SEASON DEFENSIVE STATISTICS

| | | | | TACKLES | | | | | | | | INTERCEPTIONS | | | | | O. FUMB | | | | ST | | | | | MISC | |
|---|---|---|---|---|---|---|---|---|---|---|---|---|---|---|---|---|---|---|---|---|---|---|---|---|---|---|---|
| DATE | TEAM | GP | GS | TK | S | A | TFL | YDS | SK | YDS | QBP | NO | YDS | LG | TD | PD | FF | FR | TD | YDS | TK | S | A | FF | FR | S | A |
| 2020 | Rams | 7 | 0 | 5 | 4 | 1 | 0 | 0 | 0.0 | 0.0 | 0 | 0 | 0 | 0 | 0 | 1 | 0 | 0 | 0 | 0 | 3 | 3 | 0 | 0 | 0 | 0 | 0 |
| 2021 | Rams | 17 | 2 | 8 | 3 | 5 | 0 | 0 | 0.0 | 0.0 | 0 | 0 | 0 | 0 | 0 | 0 | 0 | 0 | 0 | 0 | 2 | 1 | 1 | 0 | 0 | 0 | 0 |
| 2022 | Rams | 7 | 1 | 11 | 7 | 4 | 0 | 0 | 0.0 | 0.0 | 0 | 0 | 0 | 0 | 0 | 0 | 0 | 0 | 0 | 0 | 0 | 0 | 0 | 0 | 0 | 0 | 0 |
| Went from **L.A. Rams** to **N.Y. Giants**. | | | | | | | | | | | | | | | | | | | | | | | | | | | |
| 2022 | Giants | 1 | 0 | 0 | 0 | 0 | 0 | 0 | 0.0 | 0.0 | 0 | 0 | 0 | 0 | 0 | 0 | 0 | 0 | 0 | 0 | 0 | 0 | 0 | 0 | 0 | 0 | 0 |
| 2022 | TOTAL | 8 | 1 | 11 | 7 | 4 | 0 | 0 | 0.0 | 0.0 | 0 | 0 | 0 | 0 | 0 | 0 | 0 | 0 | 0 | 0 | 0 | 0 | 0 | 0 | 0 | 0 | 0 |
| 2023 | Commanders | 12 | 1 | 18 | 13 | 5 | 0 | 0 | 0.0 | 0.0 | 0 | 0 | 0 | 0 | 0 | 0 | 0 | 0 | 0 | 0 | 7 | 4 | 3 | 0 | 0 | 0 | 0 |
| 2025 | Saints | 16 | 1 | 15 | 6 | 9 | 0 | 0 | 0.0 | 0.0 | 0 | 0 | 0 | 0 | 0 | 3 | 0 | 0 | 0 | 0 | 7 | 4 | 3 | 0 | 0 | 0 | 0 |
| 2026 | Titans | 7 | 1 | 10 | 6 | 4 | 0 | 0 | 0.0 | 0.0 | 0 | 0 | 0 | 0 | 0 | 1 | 0 | 0 | 0 | 0 | 5 | 1 | 4 | 0 | 0 | 0 | 0 |
| NFL TOTALS | | 67 | 6 | 67 | 39 | 28 | 0 | 0 | 0.0 | 0.0 | 0 | 0 | 0 | 0 | 0 | 5 | 0 | 0 | 0 | 0 | 24 | 13 | 11 | 0 | 0 | 0 | 0 |

### TERRELL BURGESS' NFL POSTSEASON DEFENSIVE STATISTICS

| | | | | TACKLES | | | | | | | | INTERCEPTIONS | | | | | O. FUMB | | | | ST | | | | | MISC | |
|---|---|---|---|---|---|---|---|---|---|---|---|---|---|---|---|---|---|---|---|---|---|---|---|---|---|---|---|
| DATE | TEAM | GP | GS | TK | S | A | TFL | YDS | SK | YDS | QBP | NO | YDS | LG | TD | PD | FF | FR | TD | YDS | TK | S | A | FF | FR | S | A |
| 2020 | Rams | 0 | 0 | 0 | 0 | 0 | 0 | 0 | 0.0 | 0.0 | 0 | 0 | 0 | 0 | 0 | 0 | 0 | 0 | 0 | 0 | 0 | 0 | 0 | 0 | 0 | 0 | 0 |
| 2021 | Rams | 4 | 2 | 7 | 5 | 2 | 0 | 0 | 0.0 | 0.0 | 0 | 0 | 0 | 0 | 0 | 0 | 0 | 0 | 0 | 0 | 0 | 0 | 0 | 0 | 0 | 0 | 0 |
| 2022 | Giants | 0 | 0 | 0 | 0 | 0 | 0 | 0 | 0.0 | 0.0 | 0 | 0 | 0 | 0 | 0 | 0 | 0 | 0 | 0 | 0 | 0 | 0 | 0 | 0 | 0 | 0 | 0 |
| NFL TOTALS | | 4 | 2 | 7 | 5 | 2 | 0 | 0 | 0.0 | 0.0 | 0 | 0 | 0 | 0 | 0 | 0 | 0 | 0 | 0 | 0 | 0 | 0 | 0 | 0 | 0 | 0 | 0 |

### SINGLE-GAME HIGHS: DEFENSIVE

| | |
|---|---|
| **Total Tackles** | 10 (vs. Dallas Cowboys, Jan 07, 2024) |
| **Solo Tackles** | 8 (vs. Dallas Cowboys, Jan 07, 2024) |
| **Passes Defensed** | 1 (5 times, last vs. Houston Texans, Oct 11, 2026) |
| **Special Teams Tackles** | 2 (5 times, last vs. Cleveland Browns, Oct 25, 2026) |

### SINGLE-GAME HIGHS - POSTSEASON: DEFENSIVE

| | |
|---|---|
| **Total Tackles** | 5 (vs. Arizona Cardinals, Jan 17, 2022) |
| **Solo Tackles** | 4 (vs. Arizona Cardinals, Jan 17, 2022) |

## 2020 GAME-BY-GAME REGULAR-SEASON STATISTICS (RAMS)

| | | | TACKLES | | | | | | | | INTERCEPTIONS | | | | | O. FUMB | | | | ST | | | | | | |
|---|---|---|---|---|---|---|---|---|---|---|---|---|---|---|---|---|---|---|---|---|---|---|---|---|---|---|
| DATE | OPPONENT | P/S | TK | S | A | SK | YDS | TFL | YDS | QBP | NO | YDS | LG | TD | PD | FF | FR | TD | YDS | TK | S | A | FF | FR | W/L | SCORE |
| 09/13 | Cowboys | P | 0 | 0 | 0 | 0.0 | 0.0 | 0 | 0 | 0 | 0 | 0 | 0 | 0 | 0 | 0 | 0 | 0 | 0 | 0 | 0 | 0 | 0 | 0 | W | 20-17 |
| 09/20 | at Eagles | P | 0 | 0 | 0 | 0.0 | 0.0 | 0 | 0 | 0 | 0 | 0 | 0 | 0 | 0 | 0 | 0 | 0 | 0 | 1 | 1 | 0 | 0 | 0 | W | 37-19 |
| 09/27 | at Bills | P | 1 | 1 | 0 | 0.0 | 0.0 | 0 | 0 | 0 | 0 | 0 | 0 | 0 | 0 | 0 | 0 | 0 | 0 | 0 | 0 | 0 | 0 | 0 | L | 32-35 |
| 10/04 | Giants | P | 1 | 1 | 0 | 0.0 | 0.0 | 0 | 0 | 0 | 0 | 0 | 0 | 0 | 0 | 0 | 0 | 0 | 0 | 0 | 0 | 0 | 0 | 0 | W | 17-9 |
| 10/11 | at Football Team | P | 0 | 0 | 0 | 0.0 | 0.0 | 0 | 0 | 0 | 0 | 0 | 0 | 0 | 0 | 0 | 0 | 0 | 0 | 0 | 0 | 0 | 0 | 0 | W | 30-10 |
| 10/18 | at 49ers | P | 0 | 0 | 0 | 0.0 | 0.0 | 0 | 0 | 0 | 0 | 0 | 0 | 0 | 1 | 0 | 0 | 0 | 0 | 0 | 0 | 0 | 0 | 0 | L | 16-24 |
| 10/26 | Bears | P | 3 | 2 | 1 | 0.0 | 0.0 | 0 | 0 | 0 | 0 | 0 | 0 | 0 | 0 | 0 | 0 | 0 | 0 | 2 | 2 | 0 | 0 | 0 | W | 24-10 |
| 11/01 | at Dolphins | | | | | | | | | | INJURED RESERVE | | | | | | | | | | | | | | L | 17-28 |
| 11/15 | Seahawks | | | | | | | | | | INJURED RESERVE | | | | | | | | | | | | | | W | 23-16 |
| 11/23 | at Buccaneers | | | | | | | | | | INJURED RESERVE | | | | | | | | | | | | | | W | 27-24 |
| 11/29 | 49ers | | | | | | | | | | INJURED RESERVE | | | | | | | | | | | | | | L | 20-23 |
| 12/06 | at Cardinals | | | | | | | | | | INJURED RESERVE | | | | | | | | | | | | | | W | 38-28 |
| 12/10 | Patriots | | | | | | | | | | INJURED RESERVE | | | | | | | | | | | | | | W | 24-3 |
| 12/20 | Jets | | | | | | | | | | INJURED RESERVE | | | | | | | | | | | | | | L | 20-23 |
| 12/27 | at Seahawks | | | | | | | | | | INJURED RESERVE | | | | | | | | | | | | | | L | 9-20 |
| 01/03 | Cardinals | | | | | | | | | | INJURED RESERVE | | | | | | | | | | | | | | W | 18-7 |
| 2020 TOTALS | | 7-0 | 5 | 4 | 1 | 0.0 | 0.0 | 0 | 0 | 0 | 0 | 0 | 0 | 0 | 1 | 0 | 0 | 0 | 0 | 3 | 3 | 0 | 0 | 0 | 10-6 | |

## 2021 GAME-BY-GAME REGULAR-SEASON STATISTICS (RAMS)

| | | | TACKLES | | | | | | | | INTERCEPTIONS | | | | | O. FUMB | | | | ST | | | | | | |
|---|---|---|---|---|---|---|---|---|---|---|---|---|---|---|---|---|---|---|---|---|---|---|---|---|---|---|
| DATE | OPPONENT | P/S | TK | S | A | SK | YDS | TFL | YDS | QBP | NO | YDS | LG | TD | PD | FF | FR | TD | YDS | TK | S | A | FF | FR | W/L | SCORE |
| 09/12 | Bears | P | 0 | 0 | 0 | 0.0 | 0.0 | 0 | 0 | 0 | 0 | 0 | 0 | 0 | 0 | 0 | 0 | 0 | 0 | 0 | 0 | 0 | 0 | 0 | W | 34-14 |
| 09/19 | at Colts | P | 0 | 0 | 0 | 0.0 | 0.0 | 0 | 0 | 0 | 0 | 0 | 0 | 0 | 0 | 0 | 0 | 0 | 0 | 0 | 0 | 0 | 0 | 0 | W | 27-24 |
| 09/26 | Buccaneers | P | 0 | 0 | 0 | 0.0 | 0.0 | 0 | 0 | 0 | 0 | 0 | 0 | 0 | 0 | 0 | 0 | 0 | 0 | 0 | 0 | 0 | 0 | 0 | W | 34-24 |
| 10/03 | Cardinals | P | 0 | 0 | 0 | 0.0 | 0.0 | 0 | 0 | 0 | 0 | 0 | 0 | 0 | 0 | 0 | 0 | 0 | 0 | 0 | 0 | 0 | 0 | 0 | L | 20-37 |
| 10/07 | at Seahawks | P | 0 | 0 | 0 | 0.0 | 0.0 | 0 | 0 | 0 | 0 | 0 | 0 | 0 | 0 | 0 | 0 | 0 | 0 | 0 | 0 | 0 | 0 | 0 | W | 26-17 |
| 10/17 | at Giants | S | 0 | 0 | 0 | 0.0 | 0.0 | 0 | 0 | 0 | 0 | 0 | 0 | 0 | 0 | 0 | 0 | 0 | 0 | 1 | 1 | 0 | 0 | 0 | W | 38-11 |
| 10/24 | Lions | P | 1 | 0 | 1 | 0.0 | 0.0 | 0 | 0 | 0 | 0 | 0 | 0 | 0 | 0 | 0 | 0 | 0 | 0 | 0 | 0 | 0 | 0 | 0 | W | 28-19 |
| 10/31 | at Texans | P | 1 | 1 | 0 | 0.0 | 0.0 | 0 | 0 | 0 | 0 | 0 | 0 | 0 | 0 | 0 | 0 | 0 | 0 | 0 | 0 | 0 | 0 | 0 | W | 38-22 |
| 11/07 | Titans | P | 0 | 0 | 0 | 0.0 | 0.0 | 0 | 0 | 0 | 0 | 0 | 0 | 0 | 0 | 0 | 0 | 0 | 0 | 0 | 0 | 0 | 0 | 0 | L | 16-28 |
| 11/15 | at 49ers | P | 0 | 0 | 0 | 0.0 | 0.0 | 0 | 0 | 0 | 0 | 0 | 0 | 0 | 0 | 0 | 0 | 0 | 0 | 1 | 0 | 1 | 0 | 0 | L | 10-31 |
| 11/28 | at Packers | P | 0 | 0 | 0 | 0.0 | 0.0 | 0 | 0 | 0 | 0 | 0 | 0 | 0 | 0 | 0 | 0 | 0 | 0 | 0 | 0 | 0 | 0 | 0 | L | 28-36 |
| 12/05 | Jaguars | P | 0 | 0 | 0 | 0.0 | 0.0 | 0 | 0 | 0 | 0 | 0 | 0 | 0 | 0 | 0 | 0 | 0 | 0 | 0 | 0 | 0 | 0 | 0 | W | 37-7 |
| 12/13 | at Cardinals | S | 1 | 0 | 1 | 0.0 | 0.0 | 0 | 0 | 0 | 0 | 0 | 0 | 0 | 0 | 0 | 0 | 0 | 0 | 0 | 0 | 0 | 0 | 0 | W | 30-23 |
| 12/21 | Seahawks | P | 0 | 0 | 0 | 0.0 | 0.0 | 0 | 0 | 0 | 0 | 0 | 0 | 0 | 0 | 0 | 0 | 0 | 0 | 0 | 0 | 0 | 0 | 0 | W | 20-10 |
| 12/26 | at Vikings | P | 0 | 0 | 0 | 0.0 | 0.0 | 0 | 0 | 0 | 0 | 0 | 0 | 0 | 0 | 0 | 0 | 0 | 0 | 0 | 0 | 0 | 0 | 0 | W | 30-23 |
| 01/02 | at Ravens | P | 0 | 0 | 0 | 0.0 | 0.0 | 0 | 0 | 0 | 0 | 0 | 0 | 0 | 0 | 0 | 0 | 0 | 0 | 0 | 0 | 0 | 0 | 0 | W | 20-19 |
| 01/09 | 49ers | P | 5 | 2 | 3 | 0.0 | 0.0 | 0 | 0 | 0 | 0 | 0 | 0 | 0 | 0 | 0 | 0 | 0 | 0 | 0 | 0 | 0 | 0 | 0 | L | 24-27+ |
| 2021 TOTALS | | 17-2 | 8 | 3 | 5 | 0.0 | 0.0 | 0 | 0 | 0 | 0 | 0 | 0 | 0 | 0 | 0 | 0 | 0 | 0 | 2 | 1 | 1 | 0 | 0 | 12-5 | |

+ - Overtime

## 2022 GAME-BY-GAME REGULAR-SEASON STATISTICS (RAMS/GIANTS)

| | | | TACKLES | | | | | | | | INTERCEPTIONS | | | | | O. FUMB | | | | ST | | | | | | |
|---|---|---|---|---|---|---|---|---|---|---|---|---|---|---|---|---|---|---|---|---|---|---|---|---|---|---|
| DATE | OPPONENT | P/S | TK | S | A | SK | YDS | TFL | YDS | QBP | NO | YDS | LG | TD | PD | FF | FR | TD | YDS | TK | S | A | FF | FR | W/L | SCORE |
| 09/08 | Bills | P | 0 | 0 | 0 | 0.0 | 0.0 | 0 | 0 | 0 | 0 | 0 | 0 | 0 | 0 | 0 | 0 | 0 | 0 | 0 | 0 | 0 | 0 | 0 | L | 10-31 |
| 09/18 | Falcons | P | 0 | 0 | 0 | 0.0 | 0.0 | 0 | 0 | 0 | 0 | 0 | 0 | 0 | 0 | 0 | 0 | 0 | 0 | 0 | 0 | 0 | 0 | 0 | W | 31-27 |
| 09/25 | at Cardinals | P | 2 | 1 | 1 | 0.0 | 0.0 | 0 | 0 | 0 | 0 | 0 | 0 | 0 | 0 | 0 | 0 | 0 | 0 | 0 | 0 | 0 | 0 | 0 | W | 20-12 |
| 10/03 | at 49ers | P | 0 | 0 | 0 | 0.0 | 0.0 | 0 | 0 | 0 | 0 | 0 | 0 | 0 | 0 | 0 | 0 | 0 | 0 | 0 | 0 | 0 | 0 | 0 | L | 9-24 |
| 10/09 | Cowboys | S | 9 | 6 | 3 | 0.0 | 0.0 | 0 | 0 | 0 | 0 | 0 | 0 | 0 | 0 | 0 | 0 | 0 | 0 | 0 | 0 | 0 | 0 | 0 | L | 10-22 |
| 10/16 | Panthers | P | 0 | 0 | 0 | 0.0 | 0.0 | 0 | 0 | 0 | 0 | 0 | 0 | 0 | 0 | 0 | 0 | 0 | 0 | 0 | 0 | 0 | 0 | 0 | W | 24-10 |
| 10/30 | 49ers | P | 0 | 0 | 0 | 0.0 | 0.0 | 0 | 0 | 0 | 0 | 0 | 0 | 0 | 0 | 0 | 0 | 0 | 0 | 0 | 0 | 0 | 0 | 0 | L | 14-31 |
| | | | | | | | | | | | Went from **Rams** to **Giants**. | | | | | | | | | | | | | | | |
| 11/13 | Texans | | | | | | | | | | PRACTICE SQUAD | | | | | | | | | | | | | | W | 24-16 |
| 11/20 | Lions | | | | | | | | | | PRACTICE SQUAD | | | | | | | | | | | | | | L | 18-31 |
| 11/24 | at Cowboys | P | 0 | 0 | 0 | 0.0 | 0.0 | 0 | 0 | 0 | 0 | 0 | 0 | 0 | 0 | 0 | 0 | 0 | 0 | 0 | 0 | 0 | 0 | 0 | L | 20-28 |
| 12/04 | Commanders | | | | | | | | | | PRACTICE SQUAD | | | | | | | | | | | | | | T | 20-20 |
| 12/11 | Eagles | | | | | | | | | | PRACTICE SQUAD | | | | | | | | | | | | | | L | 22-48 |
| 12/18 | at Commanders | | | | | | | | | | PRACTICE SQUAD | | | | | | | | | | | | | | W | 20-12 |
| 12/24 | at Vikings | | | | | | | | | | PRACTICE SQUAD | | | | | | | | | | | | | | L | 24-27 |
| 01/01 | Colts | | | | | | | | | | PRACTICE SQUAD | | | | | | | | | | | | | | W | 38-10 |
| 01/08 | at Eagles | | | | | | | | | | PRACTICE SQUAD | | | | | | | | | | | | | | L | 16-22 |
| **2022 TOTALS** | | **8-1** | **11** | **7** | **4** | **0.0** | **0.0** | **0** | **0** | **0** | **0** | **0** | **0** | **0** | **0** | **0** | **0** | **0** | **0** | **0** | **0** | **0** | **0** | **0** | **6-9-1** | |

## 2023 GAME-BY-GAME REGULAR-SEASON STATISTICS (COMMANDERS)

| | | | TACKLES | | | | | | | | INTERCEPTIONS | | | | | O. FUMB | | | | ST | | | | | | |
|---|---|---|---|---|---|---|---|---|---|---|---|---|---|---|---|---|---|---|---|---|---|---|---|---|---|---|
| DATE | OPPONENT | P/S | TK | S | A | SK | YDS | TFL | YDS | QBP | NO | YDS | LG | TD | PD | FF | FR | TD | YDS | TK | S | A | FF | FR | W/L | SCORE |
| 09/10 | Cardinals | | | | | | | | | | PRACTICE SQUAD | | | | | | | | | | | | | | W | 20-16 |
| 09/17 | at Broncos | | | | | | | | | | PRACTICE SQUAD | | | | | | | | | | | | | | W | 35-33 |
| 09/24 | Bills | | | | | | | | | | PRACTICE SQUAD | | | | | | | | | | | | | | L | 3-37 |
| 10/01 | at Eagles | | | | | | | | | | PRACTICE SQUAD | | | | | | | | | | | | | | L | 31-34+ |
| 10/05 | Bears | | | | | | | | | | PRACTICE SQUAD | | | | | | | | | | | | | | L | 20-40 |
| 10/15 | at Falcons | P | 0 | 0 | 0 | 0.0 | 0.0 | 0 | 0 | 0 | 0 | 0 | 0 | 0 | 0 | 0 | 0 | 0 | 0 | 2 | 0 | 2 | 0 | 0 | W | 24-16 |
| 10/22 | at Giants | P | 0 | 0 | 0 | 0.0 | 0.0 | 0 | 0 | 0 | 0 | 0 | 0 | 0 | 0 | 0 | 0 | 0 | 0 | 0 | 0 | 0 | 0 | 0 | L | 7-14 |
| 10/29 | Eagles | P | 0 | 0 | 0 | 0.0 | 0.0 | 0 | 0 | 0 | 0 | 0 | 0 | 0 | 0 | 0 | 0 | 0 | 0 | 0 | 0 | 0 | 0 | 0 | L | 31-38 |
| 11/05 | at Patriots | P | 0 | 0 | 0 | 0.0 | 0.0 | 0 | 0 | 0 | 0 | 0 | 0 | 0 | 0 | 0 | 0 | 0 | 0 | 0 | 0 | 0 | 0 | 0 | W | 20-17 |
| 11/12 | at Seahawks | P | 0 | 0 | 0 | 0.0 | 0.0 | 0 | 0 | 0 | 0 | 0 | 0 | 0 | 0 | 0 | 0 | 0 | 0 | 0 | 0 | 0 | 0 | 0 | L | 26-29 |
| 11/19 | Giants | P | 0 | 0 | 0 | 0.0 | 0.0 | 0 | 0 | 0 | 0 | 0 | 0 | 0 | 0 | 0 | 0 | 0 | 0 | 2 | 2 | 0 | 0 | 0 | L | 19-31 |
| 11/23 | at Cowboys | P | 0 | 0 | 0 | 0.0 | 0.0 | 0 | 0 | 0 | 0 | 0 | 0 | 0 | 0 | 0 | 0 | 0 | 0 | 0 | 0 | 0 | 0 | 0 | L | 10-45 |
| 12/03 | Dolphins | P | 2 | 2 | 0 | 0.0 | 0.0 | 0 | 0 | 0 | 0 | 0 | 0 | 0 | 0 | 0 | 0 | 0 | 0 | 1 | 0 | 1 | 0 | 0 | L | 15-45 |
| 12/17 | at Rams | P | 0 | 0 | 0 | 0.0 | 0.0 | 0 | 0 | 0 | 0 | 0 | 0 | 0 | 0 | 0 | 0 | 0 | 0 | 0 | 0 | 0 | 0 | 0 | L | 20-28 |
| 12/24 | at Jets | P | 2 | 2 | 0 | 0.0 | 0.0 | 0 | 0 | 0 | 0 | 0 | 0 | 0 | 0 | 0 | 0 | 0 | 0 | 2 | 2 | 0 | 0 | 0 | L | 28-30 |
| 12/31 | 49ers | P | 4 | 1 | 3 | 0.0 | 0.0 | 0 | 0 | 0 | 0 | 0 | 0 | 0 | 0 | 0 | 0 | 0 | 0 | 0 | 0 | 0 | 0 | 0 | L | 10-27 |
| 01/07 | Cowboys | S | 10 | 8 | 2 | 0.0 | 0.0 | 0 | 0 | 0 | 0 | 0 | 0 | 0 | 0 | 0 | 0 | 0 | 0 | 0 | 0 | 0 | 0 | 0 | L | 10-38 |
| **2023 TOTALS** | | **12-1** | **18** | **13** | **5** | **0.0** | **0.0** | **0** | **0** | **0** | **0** | **0** | **0** | **0** | **0** | **0** | **0** | **0** | **0** | **7** | **4** | **3** | **0** | **0** | **4-13** | |

+ - Overtime

## 2025 GAME-BY-GAME REGULAR-SEASON STATISTICS (SAINTS)

| | | | TACKLES | | | | | | | | INTERCEPTIONS | | | | | O. FUMB | | | | ST | | | | | | |
|---|---|---|---|---|---|---|---|---|---|---|---|---|---|---|---|---|---|---|---|---|---|---|---|---|---|---|
| DATE | OPPONENT | P/S | TK | S | A | SK | YDS | TFL | YDS | QBP | NO | YDS | LG | TD | PD | FF | FR | TD | YDS | TK | S | A | FF | FR | W/L | SCORE |
| 09/07 | Cardinals | | PRACTICE SQUAD | | | | | | | | | | | | | | | | | | | | | | L | 13-20 |
| 09/14 | 49ers | P | 0 | 0 | 0 | 0.0 | 0.0 | 0 | 0 | 0 | 0 | 0 | 0 | 0 | 0 | 0 | 0 | 0 | 0 | 0 | 0 | 0 | 0 | 0 | L | 21-26 |
| 09/21 | at Seahawks | P | 1 | 0 | 1 | 0.0 | 0.0 | 0 | 0 | 0 | 0 | 0 | 0 | 0 | 0 | 0 | 0 | 0 | 0 | 1 | 1 | 0 | 0 | 0 | L | 13-44 |
| 09/28 | at Bills | S | 0 | 0 | 0 | 0.0 | 0.0 | 0 | 0 | 0 | 0 | 0 | 0 | 0 | 0 | 0 | 0 | 0 | 0 | 0 | 0 | 0 | 0 | 0 | L | 19-31 |
| 10/05 | Giants | P | 0 | 0 | 0 | 0.0 | 0.0 | 0 | 0 | 0 | 0 | 0 | 0 | 0 | 1 | 0 | 0 | 0 | 0 | 1 | 0 | 1 | 0 | 0 | W | 26-14 |
| 10/12 | Patriots | P | 0 | 0 | 0 | 0.0 | 0.0 | 0 | 0 | 0 | 0 | 0 | 0 | 0 | 0 | 0 | 0 | 0 | 0 | 0 | 0 | 0 | 0 | 0 | L | 19-25 |
| 10/19 | at Bears | P | 1 | 0 | 1 | 0.0 | 0.0 | 0 | 0 | 0 | 0 | 0 | 0 | 0 | 0 | 0 | 0 | 0 | 0 | 0 | 0 | 0 | 0 | 0 | L | 14-26 |
| 10/26 | Buccaneers | P | 1 | 1 | 0 | 0.0 | 0.0 | 0 | 0 | 0 | 0 | 0 | 0 | 0 | 0 | 0 | 0 | 0 | 0 | 1 | 1 | 0 | 0 | 0 | L | 3-23 |
| 11/02 | at Rams | P | 2 | 0 | 2 | 0.0 | 0.0 | 0 | 0 | 0 | 0 | 0 | 0 | 0 | 0 | 0 | 0 | 0 | 0 | 0 | 0 | 0 | 0 | 0 | L | 10-34 |
| 11/09 | at Panthers | P | 0 | 0 | 0 | 0.0 | 0.0 | 0 | 0 | 0 | 0 | 0 | 0 | 0 | 0 | 0 | 0 | 0 | 0 | 1 | 0 | 1 | 0 | 0 | W | 17-7 |
| 11/23 | Falcons | P | 0 | 0 | 0 | 0.0 | 0.0 | 0 | 0 | 0 | 0 | 0 | 0 | 0 | 1 | 0 | 0 | 0 | 0 | 1 | 0 | 1 | 0 | 0 | L | 10-24 |
| 11/30 | at Dolphins | P | 7 | 3 | 4 | 0.0 | 0.0 | 0 | 0 | 0 | 0 | 0 | 0 | 0 | 1 | 0 | 0 | 0 | 0 | 0 | 0 | 0 | 0 | 0 | L | 17-21 |
| 12/07 | at Buccaneers | P | 2 | 1 | 1 | 0.0 | 0.0 | 0 | 0 | 0 | 0 | 0 | 0 | 0 | 0 | 0 | 0 | 0 | 0 | 0 | 0 | 0 | 0 | 0 | W | 24-20 |
| 12/14 | Panthers | P | 0 | 0 | 0 | 0.0 | 0.0 | 0 | 0 | 0 | 0 | 0 | 0 | 0 | 0 | 0 | 0 | 0 | 0 | 0 | 0 | 0 | 0 | 0 | W | 20-17 |
| 12/21 | Jets | P | 0 | 0 | 0 | 0.0 | 0.0 | 0 | 0 | 0 | 0 | 0 | 0 | 0 | 0 | 0 | 0 | 0 | 0 | 1 | 1 | 0 | 0 | 0 | W | 29-6 |
| 12/28 | at Titans | P | 0 | 0 | 0 | 0.0 | 0.0 | 0 | 0 | 0 | 0 | 0 | 0 | 0 | 0 | 0 | 0 | 0 | 0 | 0 | 0 | 0 | 0 | 0 | W | 34-26 |
| 01/04 | at Falcons | P | 1 | 1 | 0 | 0.0 | 0.0 | 0 | 0 | 0 | 0 | 0 | 0 | 0 | 0 | 0 | 0 | 0 | 0 | 1 | 1 | 0 | 0 | 0 | L | 17-19 |
| 2025 TOTALS | | 16-1 | 15 | 6 | 9 | 0.0 | 0.0 | 0 | 0 | 0 | 0 | 0 | 0 | 0 | 3 | 0 | 0 | 0 | 0 | 7 | 4 | 3 | 0 | 0 | 6-11 | |

## 2026 GAME-BY-GAME REGULAR-SEASON STATISTICS (TITANS)

| | | | TACKLES | | | | | | | | INTERCEPTIONS | | | | | O. FUMB | | | | ST | | | | | | |
|---|---|---|---|---|---|---|---|---|---|---|---|---|---|---|---|---|---|---|---|---|---|---|---|---|---|---|
| DATE | OPPONENT | P/S | TK | S | A | SK | YDS | TFL | YDS | QBP | NO | YDS | LG | TD | PD | FF | FR | TD | YDS | TK | S | A | FF | FR | W/L | SCORE |
| 09/13 | Jets | P | 0 | 0 | 0 | 0.0 | 0.0 | 0 | 0 | 0 | 0 | 0 | 0 | 0 | 0 | 0 | 0 | 0 | 0 | 0 | 0 | 0 | 0 | 0 | L | 10-23 |
| 09/20 | Eagles | P | 0 | 0 | 0 | 0.0 | 0.0 | 0 | 0 | 0 | 0 | 0 | 0 | 0 | 0 | 0 | 0 | 0 | 0 | 1 | 1 | 0 | 0 | 0 | L | 20-24 |
| 09/27 | at Giants | P | 0 | 0 | 0 | 0.0 | 0.0 | 0 | 0 | 0 | 0 | 0 | 0 | 0 | 0 | 0 | 0 | 0 | 0 | 0 | 0 | 0 | 0 | 0 | L | 7-12 |
| 10/04 | at Ravens | P | 0 | 0 | 0 | 0.0 | 0.0 | 0 | 0 | 0 | 0 | 0 | 0 | 0 | 0 | 0 | 0 | 0 | 0 | 1 | 0 | 1 | 0 | 0 | L | 18-24 |
| 10/11 | Texans | S | 8 | 5 | 3 | 0.0 | 0.0 | 0 | 0 | 0 | 0 | 0 | 0 | 0 | 1 | 0 | 0 | 0 | 0 | 0 | 0 | 0 | 0 | 0 | L | 3-26 |
| 10/18 | at Colts | P | 2 | 1 | 1 | 0.0 | 0.0 | 0 | 0 | 0 | 0 | 0 | 0 | 0 | 0 | 0 | 0 | 0 | 0 | 1 | 0 | 1 | 0 | 0 | W | 26-20 |
| 10/25 | Browns | P | 0 | 0 | 0 | 0.0 | 0.0 | 0 | 0 | 0 | 0 | 0 | 0 | 0 | 0 | 0 | 0 | 0 | 0 | 2 | 0 | 2 | 0 | 0 | L | 24-27 |
| 2026 TOTALS | | 7-1 | 10 | 6 | 4 | 0.0 | 0.0 | 0 | 0 | 0 | 0 | 0 | 0 | 0 | 1 | 0 | 0 | 0 | 0 | 5 | 1 | 4 | 0 | 0 | 1-6 | |

## 2020 GAME-BY-GAME POSTSEASON STATISTICS (RAMS)

| | | | TACKLES | | | | | | | | INTERCEPTIONS | | | | | O. FUMB | | | | ST | | | | | | |
|---|---|---|---|---|---|---|---|---|---|---|---|---|---|---|---|---|---|---|---|---|---|---|---|---|---|---|
| DATE | OPPONENT | P/S | TK | S | A | SK | YDS | TFL | YDS | QBP | NO | YDS | LG | TD | PD | FF | FR | TD | YDS | TK | S | A | FF | FR | W/L | SCORE |
| 01/09 | at Seahawks | | INJURED RESERVE | | | | | | | | | | | | | | | | | | | | | | W | 30-20 |
| 01/16 | at Packers | | INJURED RESERVE | | | | | | | | | | | | | | | | | | | | | | L | 18-32 |
| 2020 TOTALS | | | 0 | 0 | 0 | 0.0 | 0.0 | 0 | 0 | 0 | 0 | 0 | 0 | 0 | 0 | 0 | 0 | 0 | 0 | 0 | 0 | 0 | 0 | 0 | 1-1 | |

## 2021 GAME-BY-GAME POSTSEASON STATISTICS (RAMS)

| | | | TACKLES | | | | | | | | INTERCEPTIONS | | | | | O. FUMB | | | | ST | | | | | | |
|---|---|---|---|---|---|---|---|---|---|---|---|---|---|---|---|---|---|---|---|---|---|---|---|---|---|---|
| DATE | OPPONENT | P/S | TK | S | A | SK | YDS | TFL | YDS | QBP | NO | YDS | LG | TD | PD | FF | FR | TD | YDS | TK | S | A | FF | FR | W/L | SCORE |
| 01/17 | Cardinals | S | 5 | 4 | 1 | 0.0 | 0.0 | 0 | 0 | 0 | 0 | 0 | 0 | 0 | 0 | 0 | 0 | 0 | 0 | 0 | 0 | 0 | 0 | 0 | W | 34-11 |
| 01/23 | at Buccaneers | S | 2 | 1 | 1 | 0.0 | 0.0 | 0 | 0 | 0 | 0 | 0 | 0 | 0 | 0 | 0 | 0 | 0 | 0 | 0 | 0 | 0 | 0 | 0 | W | 30-27 |
| 01/30 | 49ers | P | 0 | 0 | 0 | 0.0 | 0.0 | 0 | 0 | 0 | 0 | 0 | 0 | 0 | 0 | 0 | 0 | 0 | 0 | 0 | 0 | 0 | 0 | 0 | W | 20-17 |
| 02/13 | at Bengals | P | 0 | 0 | 0 | 0.0 | 0.0 | 0 | 0 | 0 | 0 | 0 | 0 | 0 | 0 | 0 | 0 | 0 | 0 | 0 | 0 | 0 | 0 | 0 | W | 23-20 |
| 2021 TOTALS | | 4-2 | 7 | 5 | 2 | 0.0 | 0.0 | 0 | 0 | 0 | 0 | 0 | 0 | 0 | 0 | 0 | 0 | 0 | 0 | 0 | 0 | 0 | 0 | 0 | 4-0 | |

## 2022 GAME-BY-GAME POSTSEASON STATISTICS (GIANTS)

| | | | TACKLES | | | | | | | | INTERCEPTIONS | | | | | O. FUMB | | | | ST | | | | | | |
|---|---|---|---|---|---|---|---|---|---|---|---|---|---|---|---|---|---|---|---|---|---|---|---|---|---|---|
| DATE | OPPONENT | P/S | TK | S | A | SK | YDS | TFL | YDS | QBP | NO | YDS | LG | TD | PD | FF | FR | TD | YDS | TK | S | A | FF | FR | W/L | SCORE |
| 01/15 | at Vikings | | PRACTICE SQUAD | | | | | | | | | | | | | | | | | | | | | | W | 31-24 |
| 01/21 | at Eagles | | PRACTICE SQUAD | | | | | | | | | | | | | | | | | | | | | | L | 7-38 |
| 2022 TOTALS | | | 0 | 0 | 0 | 0.0 | 0.0 | 0 | 0 | 0 | 0 | 0 | 0 | 0 | 0 | 0 | 0 | 0 | 0 | 0 | 0 | 0 | 0 | 0 | 1-1 | |

# MICHAEL CARTER

## RUNNING BACK ★ 5'8" ★ 201 LBS

**COLLEGE:** NORTH CAROLINA ★ **HOMETOWN:** NAVARRE, FLA.
**NFL EXPERIENCE (NFL/TITANS):** 5/1 ★ **ACQUIRED:** UFA (ARI)-'26
**GAMES PLAYED/GAMES STARTED:** 63/27(Playoffs: 0/0)

35

### CAREER HIGHLIGHTS

• As a rookie in 2021, Carter appeared in 14 games with 11 starts at running back. Despite missing Weeks 12-14 on injured reserve, Carter led the team with 639 rushing yards with four touchdowns on the ground. He added 325 receiving yards on 36 catches, becoming one of two rookies since 2015 to be selected in the fourth round or later and amass 600 rushing yards and 300 receiving yards in their first year.

**PRO:** The Titans signed Michael Carter during the 2026 offseason to add depth to the team's running back corps. The 5-foot-8-inch, 201-pounder comes to Tennessee with 61 games of NFL playing experience during five NFL seasons. Since being a fourth-round pick of the New York Jets in 2021, Carter has started 27 games and logged 1,692 rushing yards with nine rushing scores on 418 attempts. After spending the first three campaigns of his career with the Jets, Carter joined the Arizona Cardinals after being claimed off waivers by the team during the 2023 season.

### TITANS TIDBITS:

• Carter was born in Japan, where his father, Tony, played in the X-League. He moved to Navarre, Fla., soon after where he would attened Navarre High School.
• During his time in New York, Carter presented a Brooklyn high school with a donation of $100,000 for new uniforms and equipment. Carter also participated in the Play 60 Flag Football Program, joining Jets teammates in helping run the football camp involving several New York-area middle schools.
• As a senior captain at North Carolina in 2020, head coach Mack Brown said Carter was the first player he called to help lead the team in the wake of George Floyd's killing and social unrest in the nation. The conversations Carter helped lay the foundation for how the team communicated on social injustice during that time. "To be a person that people can come to or that has the ability to influence positively is a big deal to me because it means my peers respect me," Carter told Tarheel Illustrated in 2020.

### CAREER TRANSACTIONS:

• The Navarre, Fla., native was selected by the N.Y. Jets in the fourth round (107th overall) of the 2021 NFL Draft.
• Waived by the Jets on Nov. 14, 2023.
• Claimed off waivers by the Arizona Cardinals on Nov. 15, 2023.
• Released by the Cardinals on Aug. 27, 2024 and signed to the team's practice squad the next day.
• Activated from the practice squad to the Cardinals' active roster via standard elevation on Dec. 21, 2024.
• Activated from the practice squad to the Cardinals' active roster via standard elevation on Dec. 28, 2024.
• Signed by the Cardinals to their active roster from the practice squad on Jan. 1, 2025.
• Released by the Cardinals on Aug. 26, 2025 and signed to the team's practice squad the next day.
• Activated from the practice squad to the Cardinals' active roster via standard elevation on Sept. 25, 2025.
• Signed to the Cardinals' active roster from the team's practice squad on Sept. 29, 2025.
• Released by the Cardinals on Oct. 27, 2025 and signed to the team's practice squad a day later.
• Activated from the practice squad to the Cardinals' active roster via standard elevation on Nov. 3, 2025.
• Signed to the Cardinals' active roster from the team's practice squad on Nov. 8, 2025.
• Signed by the Titans as an unrestricted free agent on April 1, 2026.
• Released by the Titans on Aug. 30, 2026 and signed to the team's practice squad a day later.
• Activated from the Titans' practice squad to the active roster standard elevation on Sept. 26, 2026.
• Signed by the Titans to their active roster from the practice squad on Sept. 29, 2026.

### SEASON RECAPS:

**2026 (2/0 - Tennessee):**
• At N.Y. Giants (9/27), was inactive.
• At Baltimore (10/4), was inactive.
• Against Houston (10/11), was inactive.
• At Indianapolis (10/18), made his Titans debut as a reserve on special teams.
• Against Cleveland (10/25), saw action as a reserve at running back and rushed three times for seven yards. Extended the Titans' second touchdown drive with a seven-yard catch on third-and-three in the opening stanza.

**2025 (13/5 - Arizona):** Appeared in 13 games with five starts at running back for the Cardinals. Led the team with 92 rushing attempts and 333 rushing yards. Also finished fourth on the team with 33 receptions for 267 yards. Recorded his third career season with at least 600 scrimmage yards. Spent the first three contests of the season on the team's practice squad. Did not play in one contest.
• Against Tennessee (10/6), made his first start of the season, contributing 51 yards on 18 rushing attempts, including a one-yard touchdown run. Added 22 receiving yards on five receptions.
• At Tampa Bay (11/30), finished third on the team with 47 receiving yards on five catches out of the backfield. Also notched 17 rushing yards on five attempts.
• At Houston (12/14), led the team with 56 rushing yards on 14 carries. Ranked third on the team with 38 receiving yards on four catches, including a 14-yard reception.
• Against Atlanta (12/21), carried 11 times for a team-high and season-best 65 rushing yards.

**2024 (3/1 - Arizona):** Played in the final three games of the season with one start in the season finale against San Francisco. Recorded 131 rushing yards with a touchdown on 35 attempts. Added 11 receptions for 57 yards. Spent the first 14 games of the season on the Cardinals' practice squad.
• At L.A. Rams (12/28), led the team with 70 rushing yards on 13 carries. Also ranked fourth on the team with 22 receiving yards on four receptions.

**2023 (9/0 - N.Y. Jets, 6/0 - Arizona):** Appeared as a reserve in nine games with the Jets before being waived by the team on Nov. 14. Claimed off waivers by the Cardinals the next day and appeared as a reserve in the final six games of the season. Totaled 187 rushing yards on 30 attempts and 101 receiving yards with one receiving score. Was inactive for one game (11/19).
• At Philadelphia (12/31), finished second on the team with 61 yards on seven attempts. Added his first career touchdown reception, a six-yard catch.

**2022 (16/10 - N.Y. Jets):** Played in a career-high 16 games with 10 starts, amassing 402 rushing yards on 114 carries with three rushing touchdowns. Added 288 receiving yards on 41 catches out of the backfield. Registered three games with at least 40 receiving yards (vs. BAL, at DEN, vs. JAX).
• Against Baltimore (9/11), recorded 100 scrimmage yards in the season opener against the Ravens. Tallied 60 rushing yards on 10 carries and 40 receiving yards on seven catches.
• Against Miami (10/9), notched his first career multi-touchdown game with two rushing scores to go with 21 rushing yards in a Jets win.
• At Denver (10/23), totaled 74 scrimmage yards (29 rushing, 45 receiving) including a career-long 37-yard reception.
• Against Buffalo (11/6), logged a season-high 76 rushing yards on 12 carries to go along with a touchdown on the ground.
• Against Jacksonville (12/22), recorded 44 receiving yards on five catches.

**2021 (14/11 - N.Y. Jets):** Started a career-high 11 games at running back as a rookie. With 14 games played, led the team with 639 yards and four

touchdowns on 147 attempts. Added 325 receptions on 36 receptions to total 964 scrimmage yards. His 5.3-yards-per-touch were the second-best among all NFL rookie running backs with at least 100 touches in 2022. Did not play in three games. Made his NFL debut at Carolina on Sept. 12.
• At Carolina (9/12), made his NFL debut. Recorded six rushing yards on four attempts with a 14-yard reception.
• Against New England (9/19), tallied 59 rushing yards on 11 carries and two receptions for 29 receiving yards.
• At Tennessee (10/3), scored his first NFL touchdown, a two-yard carry. Recorded 38 rushing yards on 13 carries in the Jets win.
• Against Cincinatti (10/31), totaled a career-high 172 scrimmage yards including 77 rushing yards and a career-best 95 receiving yards. Marked the second-highest single-game receiving total of any rookie running back in 2021.
• Against Miami (11/21), recorded 63 rushing yards on nine attempts, including a 39-yard rush in the first quarter.
• Against Jacksonville (12/26), carried 16 times for a career-best 118 rushing yards. Became the second youngest player in Jets history with a 100-yard rushing game.
• Against Tampa Bay, recorded 54 rushing yards, including a career-long 55-yard carry in the first quarter.

## COLLEGE:

• In four seasons at North Carolina (2017-20), rushed 514 times for 3,404 yards, the fourth-highest career total in school history at the time of his departure. Added 656 receiving yards on 82 receptions with 28 total touchdowns (22 rushing, six receiving). His 6.6-rushing yard average was the highest in school history (minimum 50 carries).
• As a senior (2020), started all 11 games at running back and was voted team captain. Was a Paul Hornung Award Finalist, Pro Football Focus All-America first team selection, Associated Press All-America third team selection, All-ACC first team selection and All-ACC All-Purpose third team selection. Carried 156 times for 1,245 rushing yards with nine touchdowns. Notched 25 receptions for 267 receiving yards and two scores through the air. Led the conference with 113.2 rushing yards per game and 8.0 yards per game (UNC program record). His 151.6 all-purpose yard-per-game average was second in the conference. Led the nation with 18 rushes of 20-plus yards. Rushed for a career-high 308 yards on 24 carries at Miami (Fla.), the second-highest game total in school history and the fourth-most of any ACC player in a game.
• As a junior (2019), appeared in 13 games with 12 starts. Recorded a career-high 177 rushing attempts for a team-leading 1,003 yards with three touchdowns. Added 25 receptions for 267 yards with two receiving touchdowns. Contributed on special teams returning 19 kicks for 466 yards. Named All-ACC third team at running back and All-ACC honorable mention at all-purpose. His 1,623 all-purpose yards ranked fourth in the conference.
• As a sophomore (2018), appeared in nine games with three starts at running back. Logged 84 rushes for 597 yards with two rushing touchdowns. Added 25 receptions for 135 yards with a touchdown. Notched two 100-yard rushing performances against Virginia Tech (165 yards) and at Duke (148 yards).
• As a true freshman (2015), appeared in 11 games with two starts at running back. Carried the ball 97 times for 559 rushing yards with a team-leading eight touchdowns on the ground. Added 100 receiving yards and a touchdown on 11 receptions. Made his first career start and finished with 157 rushing yards on 13 carries against Virginia.
• Graduated with a degree in exercise science from North Carolina.

## PERSONAL:

• Attended Navarre (Fla.) High School, where he played running back and was named USA Today Florida Offensive Player of the Year and 6A Mr. Football by the Florida Dairy Farmers Association.
• As a senior (2014), totaled 3,345 all-purpose yards, including 2,536 rushing yards with 45 touchdowns. Against rival American Heritage, rushed for 331 yards, recorded 179 return yards with seven total touchdowns. That season, helped Navarre to a 12-2 record and a berth in the state semifinals.
• As a junior (2013), rushed for 526 rushing yards and nine touchdowns before suffering a season-ending injury.
• Son of Suzette Ellington and Tony Carter.
• Follow Carter on Instagram at @mikecarter.
• Born Michael Carter on May 7, 1999 in Okinawa, Japan.

### REGULAR SEASON COMPARISON: RECEIVING/RUSHING - CINCINNATI BENGALS

| | | | | RUSHING | | | | | RECEIVING | | | | | | |
|---|---|---|---|---|---|---|---|---|---|---|---|---|---|---|---|
| DATE | OPP | W/L | GP/GS | NO. | YDS. | AVG. | LG | TD | NO. | YDS. | AVG. | LG | TD | TGTS | YAC |
| 10/31/21 | NYJ vs. CIN | W | S | 15 | 77 | 5.1 | 18 | 1 | 9 | 95 | 10.6 | 23 | 0 | 14 | 108 |
| 9/25/22 | NYJ vs. CIN | L | S | 11 | 39 | 3.5 | 9 | 0 | 1 | 7 | 7.0 | 7 | 0 | 2 | 11 |
| 12/28/25 | ARZ @ CIN | L | S | 7 | 29 | 4.1 | 11 | 0 | 2 | 14 | 7.0 | 8 | 0 | 4 | 9 |
| TOTALS | | 1/2 | 3/3 | 33 | 145 | 4.4 | 18 | 1 | 12 | 116 | 9.7 | 23 | 0 | 20 | 128 |

### MICHAEL CARTER'S NFL REGULAR SEASON RUSHING/RECEIVING STATISTICS

| | | | | RUSHING | | | | | RECEIVING | | | | |
|---|---|---|---|---|---|---|---|---|---|---|---|---|---|
| DATE | TEAM | GP | GS | NO. | YDS. | AVG. | LG | TD | NO. | YDS. | AVG. | LG | TD |
| 2021 | Jets | 14 | 11 | 147 | 639 | 4.3 | 55 | 4 | 36 | 325 | 9.0 | 23 | 0 |
| 2022 | Jets | 16 | 10 | 114 | 402 | 3.5 | 25 | 3 | 41 | 288 | 7.0 | 37 | 0 |
| 2023 | Jets | 9 | 0 | 8 | 38 | 4.8 | 9 | 0 | 15 | 68 | 4.5 | 10 | 0 |
| | | | | Went from **N.Y. Jets** to **Arizona**. | | | | | | | | | |
| 2023 | Cardinals | 6 | 0 | 22 | 149 | 6.8 | 21 | 0 | 9 | 33 | 3.7 | 8 | 1 |
| 2023 | TOTAL | 15 | 0 | 30 | 187 | 6.2 | 21 | 0 | 24 | 101 | 4.2 | 10 | 1 |
| 2024 | Cardinals | 3 | 1 | 35 | 131 | 3.7 | 13 | 1 | 11 | 57 | 5.2 | 18 | 0 |
| 2025 | Cardinals | 13 | 5 | 92 | 333 | 3.6 | 22 | 1 | 33 | 267 | 8.1 | 18 | 0 |
| 2026 | Titans | 2 | 0 | 3 | 7 | 2.3 | 3 | 0 | 1 | 7 | 7.0 | 7 | 0 |
| NFL TOTALS | | 63 | 27 | 421 | 1,699 | 4.0 | 55 | 9 | 146 | 1,045 | 7.2 | 37 | 1 |

## MICHAEL CARTER'S NFL REGULAR SEASON RETURN STATISTICS

| | | KICKOFF RETURNS | | | | | PUNT RETURNS | | | | | |
|---|---|---|---|---|---|---|---|---|---|---|---|---|
| DATE | TEAM | RET. | YDS. | AVG. | LG | TD | NO. | FC | YDS. | AVG. | LG | TD |
| 2021 | Jets | 0 | 0 | 0.0 | 0 | 0 | 0 | 0 | 0 | 0.0 | 0 | 0 |
| 2022 | Jets | 0 | 0 | 0.0 | 0 | 0 | 0 | 0 | 0 | 0.0 | 0 | 0 |
| 2023 | Jets | 0 | 0 | 0.0 | 0 | 0 | 0 | 0 | 0 | 0.0 | 0 | 0 |
| | | | | Went from **N.Y. Jets** to **Arizona**. | | | | | | | | |
| 2023 | Cardinals | 0 | 0 | 0.0 | 0 | 0 | 0 | 0 | 0 | 0.0 | 0 | 0 |
| 2023 | TOTAL | 0 | 0 | 0.0 | 0 | 0 | 0 | 0 | 0 | 0.0 | 0 | 0 |
| 2024 | Cardinals | 0 | 0 | 0.0 | 0 | 0 | 0 | 0 | 0 | 0.0 | 0 | 0 |
| 2025 | Cardinals | 1 | 27 | 27.0 | 27 | 0 | 0 | 0 | 0 | 0.0 | 0 | 0 |
| 2026 | Titans | 0 | 0 | 0.0 | 0 | 0 | 0 | 0 | 0 | 0.0 | 0 | 0 |
| NFL TOTALS | | 1 | 27 | 27.0 | 27 | 0 | 0 | 0 | 0 | 0.0 | 0 | 0 |

## SINGLE-GAME HIGHS: RUSHING/RECEIVING

| | |
|---|---|
| **Rush Attempts** | 18 (vs. Tennessee Titans, Oct 05, 2025) |
| **Rushing Yards** | 118 (vs. Jacksonville Jaguars, Dec 26, 2021) |
| **Rushing Average** | 8.7 (at Philadelphia Eagles, Dec 31, 2023) |
| **Longest Runs** | 55 (vs. Tampa Bay Buccaneers, Jan 02, 2022) |
| **Rushing TDs** | 2 (vs. Miami Dolphins, Oct 09, 2022) |
| **Receptions** | 9 (vs. Cincinnati Bengals, Oct 31, 2021) |
| **Receiving Yards** | 95 (vs. Cincinnati Bengals, Oct 31, 2021) |
| **Receiving Average** | 10.8 (vs. Buffalo Bills, Nov 14, 2021) |
| **Longest Receptions** | 37 (at Denver Broncos, Oct 23, 2022) |
| **Receiving TDs** | 1 (at Philadelphia Eagles, Dec 31, 2023) |
| **All-Purpose Yards** | 172 (vs. Cincinnati Bengals, Oct 31, 2021) |
| **Kickoff Returns** | 1 (vs. San Francisco 49ers, Nov 16, 2025) |
| **Kickoff Return Yards** | 27 (vs. San Francisco 49ers, Nov 16, 2025) |
| **Longest Kickoff Return** | 27 (vs. San Francisco 49ers, Nov 16, 2025) |
| **Most TDs** | 2 (vs. Miami Dolphins, Oct 09, 2022) |
| **Miscellaneous Tackles** | 1 (3 times, last vs. San Francisco 49ers, Nov 16, 2025) |
| **Scrimmage Yards** | 172 (vs. Cincinnati Bengals, Oct 31, 2021) |

## 100-YARD RUSHING GAMES (1): REGULAR SEASON

| DATE | TEAM | ATT. | YDS. | AVG. | LG | TD |
|---|---|---|---|---|---|---|
| 12/26/21 | JAGUARS | 16 | 118 | 7.4 | 38 | 0 |

## 2021 GAME-BY-GAME REGULAR-SEASON STATISTICS (JETS)

| | | | RUSHING | | | | | RECEIVING | | | | | | |
|---|---|---|---|---|---|---|---|---|---|---|---|---|---|---|
| DATE | OPPONENT | P/S | NO. | YDS. | AVG. | LG | TD | NO. | YDS. | AVG. | LG | TD | W/L | SCORE |
| 09/12 | at Panthers | P | 4 | 6 | 1.5 | 2 | 0 | 1 | 14 | 14.0 | 14 | 0 | L | 14-19 |
| 09/19 | Patriots | P | 11 | 59 | 5.4 | 14 | 0 | 2 | 29 | 14.5 | 17 | 0 | L | 6-25 |
| 09/26 | at Broncos | S | 9 | 24 | 2.7 | 8 | 0 | 2 | 5 | 2.5 | 10 | 0 | L | 0-26 |
| 10/03 | Titans | S | 13 | 38 | 2.9 | 13 | 1 | 1 | -4 | -4.0 | -4 | 0 | W | 27-24+ |
| 10/10 | at Falcons | S | 10 | 38 | 3.8 | 9 | 1 | 3 | 20 | 6.7 | 14 | 0 | L | 20-27 |
| 10/24 | at Patriots | S | 11 | 37 | 3.4 | 6 | 0 | 8 | 67 | 8.4 | 16 | 0 | L | 13-54 |
| 10/31 | Bengals | S | 15 | 77 | 5.1 | 18 | 1 | 9 | 95 | 10.6 | 23 | 0 | W | 34-31 |
| 11/04 | at Colts | S | 13 | 49 | 3.8 | 16 | 0 | 1 | 37 | 37.0 | 19 | 0 | L | 30-45 |
| 11/14 | Bills | P | 16 | 39 | 2.4 | 8 | 1 | 4 | 43 | 10.8 | 19 | 0 | L | 17-45 |
| 11/21 | Dolphins | S | 9 | 63 | 7.0 | 39 | 0 | 1 | 2 | 2.0 | 2 | 0 | L | 17-24 |
| 11/28 | at Texans | | | | | INJURED RESERVE | | | | | | | W | 21-14 |
| 12/05 | Eagles | | | | | INJURED RESERVE | | | | | | | L | 18-33 |
| 12/12 | Saints | | | | | INJURED RESERVE | | | | | | | L | 9-30 |
| 12/19 | at Dolphins | S | 8 | 18 | 2.3 | 6 | 0 | 1 | 2 | 2.0 | 2 | 0 | L | 24-31 |
| 12/26 | Jaguars | S | 16 | 118 | 7.4 | 38 | 0 | 2 | 6 | 3.0 | 4 | 0 | W | 26-21 |
| 01/02 | Buccaneers | S | 3 | 54 | 18.0 | 55 | 0 | 1 | 9 | 9.0 | 9 | 0 | L | 24-28 |
| 01/09 | at Bills | S | 9 | 19 | 2.1 | 10 | 0 | 0 | 0 | 0.0 | 0 | 0 | L | 10-27 |
| 2021 TOTALS | | 14-11 | 147 | 639 | 4.3 | 55 | 4 | 36 | 325 | 9.0 | 23 | 0 | 4-13 | |

+ - Overtime

## 2022 GAME-BY-GAME REGULAR-SEASON STATISTICS (JETS)

| | | | RUSHING | | | | | RECEIVING | | | | | | |
|---|---|---|---|---|---|---|---|---|---|---|---|---|---|---|
| DATE | OPPONENT | P/S | NO. | YDS. | AVG. | LG | TD | NO. | YDS. | AVG. | LG | TD | W/L | SCORE |
| 09/11 | Ravens | S | 10 | 60 | 6.0 | 22 | 0 | 7 | 40 | 5.7 | 11 | 0 | L | 9-24 |
| 09/18 | at Browns | S | 7 | 23 | 3.3 | 8 | 0 | 5 | 27 | 5.4 | 12 | 0 | W | 31-30 |
| 09/25 | Bengals | S | 11 | 39 | 3.5 | 9 | 0 | 1 | 7 | 7.0 | 7 | 0 | L | 12-27 |
| 10/02 | at Steelers | S | 9 | 15 | 1.7 | 5 | 0 | 2 | 14 | 7.0 | 11 | 0 | W | 24-20 |
| 10/09 | Dolphins | S | 10 | 21 | 2.1 | 8 | 2 | 2 | 12 | 6.0 | 6 | 0 | W | 40-17 |
| 10/16 | at Packers | P | 6 | 41 | 6.8 | 25 | 0 | 1 | 6 | 6.0 | 6 | 0 | W | 27-10 |
| 10/23 | at Broncos | P | 13 | 29 | 2.2 | 5 | 0 | 2 | 45 | 22.5 | 37 | 0 | W | 16-9 |
| 10/30 | Patriots | S | 7 | 26 | 3.7 | 11 | 0 | 4 | 35 | 8.8 | 17 | 0 | L | 17-22 |
| 11/06 | Bills | S | 12 | 76 | 6.3 | 25 | 1 | 1 | 10 | 10.0 | 10 | 0 | W | 20-17 |
| 11/20 | at Patriots | S | 8 | 19 | 2.4 | 8 | 0 | 1 | -2 | -2.0 | -2 | 0 | L | 3-10 |
| 11/27 | Bears | S | 6 | 21 | 3.5 | 6 | 0 | 2 | 15 | 7.5 | 9 | 0 | W | 31-10 |
| 12/04 | at Vikings | | | | | | INACTIVE | | | | | | L | 22-27 |
| 12/11 | at Bills | P | 5 | 5 | 1.0 | 5 | 0 | 3 | 15 | 5.0 | 7 | 0 | L | 12-20 |
| 12/18 | Lions | P | 4 | 15 | 3.8 | 6 | 0 | 1 | 16 | 16.0 | 16 | 0 | L | 17-20 |
| 12/22 | Jaguars | P | 2 | 6 | 3.0 | 3 | 0 | 5 | 44 | 8.8 | 12 | 0 | L | 3-19 |
| 01/01 | at Seahawks | P | 1 | 2 | 2.0 | 2 | 0 | 2 | 3 | 1.5 | 4 | 0 | L | 6-23 |
| 01/08 | at Dolphins | S | 3 | 4 | 1.3 | 2 | 0 | 2 | 1 | 0.5 | 6 | 0 | L | 6-11 |
| **2022 TOTALS** | | **16-10** | **114** | **402** | **3.5** | **25** | **3** | **41** | **288** | **7.0** | **37** | **0** | **7-10** | |

## 2023 GAME-BY-GAME REGULAR-SEASON STATISTICS (JETS/CARDINALS)

| | | | RUSHING | | | | | RECEIVING | | | | | | |
|---|---|---|---|---|---|---|---|---|---|---|---|---|---|---|
| DATE | OPPONENT | P/S | NO. | YDS. | AVG. | LG | TD | NO. | YDS. | AVG. | LG | TD | W/L | SCORE |
| 09/11 | Bills | P | 1 | 6 | 6.0 | 6 | 0 | 2 | 12 | 6.0 | 6 | 0 | W | 22-16+ |
| 09/17 | at Cowboys | P | 2 | 8 | 4.0 | 6 | 0 | 1 | 3 | 3.0 | 3 | 0 | L | 10-30 |
| 09/24 | Patriots | P | 0 | 0 | 0.0 | 0 | 0 | 1 | 3 | 3.0 | 3 | 0 | L | 10-15 |
| 10/01 | Chiefs | P | 1 | 9 | 9.0 | 9 | 0 | 2 | 12 | 6.0 | 10 | 0 | L | 20-23 |
| 10/08 | at Broncos | P | 1 | 8 | 8.0 | 8 | 0 | 3 | 14 | 4.7 | 9 | 0 | W | 31-21 |
| 10/15 | Eagles | P | 1 | 5 | 5.0 | 5 | 0 | 0 | 0 | 0.0 | 0 | 0 | W | 20-14 |
| 10/29 | at Giants | P | 2 | 2 | 1.0 | 1 | 0 | 0 | 0 | 0.0 | 0 | 0 | W | 13-10+ |
| 11/06 | Chargers | P | 0 | 0 | 0.0 | 0 | 0 | 6 | 24 | 4.0 | 7 | 0 | L | 6-27 |
| 11/12 | at Raiders | P | 0 | 0 | 0.0 | 0 | 0 | 0 | 0 | 0.0 | 0 | 0 | L | 12-16 |
| | | | | | | Went from **Jets** to **Cardinals**. | | | | | | | | |
| 11/19 | at Texans | | | | | | INACTIVE | | | | | | L | 16-21 |
| 11/26 | Rams | P | 4 | 19 | 4.8 | 7 | 0 | 4 | 15 | 3.8 | 7 | 0 | L | 14-37 |
| 12/03 | at Steelers | P | 4 | 25 | 6.3 | 19 | 0 | 0 | 0 | 0.0 | 0 | 0 | W | 24-10 |
| 12/17 | 49ers | P | 3 | 27 | 9.0 | 19 | 0 | 3 | 10 | 3.3 | 8 | 0 | L | 29-45 |
| 12/24 | at Bears | P | 0 | 0 | 0.0 | 0 | 0 | 0 | 0 | 0.0 | 0 | 0 | L | 16-27 |
| 12/31 | at Eagles | P | 7 | 61 | 8.7 | 21 | 0 | 1 | 6 | 6.0 | 6t | 1 | W | 35-31 |
| 01/07 | Seahawks | P | 4 | 17 | 4.3 | 15 | 0 | 1 | 2 | 2.0 | 2 | 0 | L | 20-21 |
| **2023 TOTALS** | | **15-0** | **30** | **187** | **6.2** | **21** | **0** | **24** | **101** | **4.2** | **10** | **1** | **6-10** | |

+ - Overtime

## 2024 GAME-BY-GAME REGULAR-SEASON STATISTICS (CARDINALS)

| | | | RUSHING | | | | | RECEIVING | | | | | | |
|---|---|---|---|---|---|---|---|---|---|---|---|---|---|---|
| DATE | OPPONENT | P/S | NO. | YDS. | AVG. | LG | TD | NO. | YDS. | AVG. | LG | TD | W/L | SCORE |
| 09/08 | at Bills | | | | | PRACTICE SQUAD | | | | | | | L | 28-34 |
| 09/15 | Rams | | | | | PRACTICE SQUAD | | | | | | | W | 41-10 |
| 09/22 | Lions | | | | | PRACTICE SQUAD | | | | | | | L | 13-20 |
| 09/29 | Commanders | | | | | PRACTICE SQUAD | | | | | | | L | 14-42 |
| 10/06 | at 49ers | | | | | PRACTICE SQUAD | | | | | | | W | 24-23 |
| 10/13 | at Packers | | | | | PRACTICE SQUAD | | | | | | | L | 13-34 |
| 10/21 | Chargers | | | | | PRACTICE SQUAD | | | | | | | W | 17-15 |
| 10/27 | at Dolphins | | | | | PRACTICE SQUAD | | | | | | | W | 28-27 |
| 11/03 | Bears | | | | | PRACTICE SQUAD | | | | | | | W | 29-9 |
| 11/10 | Jets | | | | | PRACTICE SQUAD | | | | | | | W | 31-6 |
| 11/24 | at Seahawks | | | | | PRACTICE SQUAD | | | | | | | L | 6-16 |
| 12/01 | at Vikings | | | | | PRACTICE SQUAD | | | | | | | L | 22-23 |
| 12/08 | Seahawks | | | | | PRACTICE SQUAD | | | | | | | L | 18-30 |
| 12/15 | Patriots | | | | | PRACTICE SQUAD | | | | | | | W | 30-17 |
| 12/22 | at Panthers | P | 5 | 18 | 3.6 | 6 | 0 | 5 | 30 | 6.0 | 18 | 0 | L | 30-36+ |
| 12/28 | at Rams | P | 13 | 70 | 5.4 | 13 | 0 | 2 | 11 | 5.5 | 6 | 0 | L | 9-13 |
| 01/05 | 49ers | S | 17 | 43 | 2.5 | 9 | 1 | 4 | 16 | 4.0 | 9 | 0 | W | 47-24 |
| **2024 TOTALS** | | **3-1** | **35** | **131** | **3.7** | **13** | **1** | **11** | **57** | **5.2** | **18** | **0** | **8-9** | |

+ - Overtime

## 2025 GAME-BY-GAME REGULAR-SEASON STATISTICS (CARDINALS)

| | | | RUSHING | | | | | RECEIVING | | | | | | |
|---|---|---|---|---|---|---|---|---|---|---|---|---|---|---|
| DATE | OPPONENT | P/S | NO. | YDS. | AVG. | LG | TD | NO. | YDS. | AVG. | LG | TD | W/L | SCORE |
| 09/07 | at Saints | | | | | PRACTICE SQUAD | | | | | | | W | 20-13 |
| 09/14 | Panthers | | | | | PRACTICE SQUAD | | | | | | | W | 27-22 |
| 09/21 | at 49ers | | | | | PRACTICE SQUAD | | | | | | | L | 15-16 |
| 09/25 | Seahawks | P | 1 | 1 | 1.0 | 1 | 0 | 0 | 0 | 0.0 | 0 | 0 | L | 20-23 |
| 10/05 | Titans | S | 18 | 51 | 2.8 | 7 | 1 | 5 | 22 | 4.4 | 9 | 0 | L | 21-22 |
| 10/12 | at Colts | S | 9 | 34 | 3.8 | 11 | 0 | 2 | 30 | 15.0 | 16 | 0 | L | 27-31 |
| 10/19 | Packers | P | 7 | 11 | 1.6 | 5 | 0 | 2 | 25 | 12.5 | 14 | 0 | L | 23-27 |
| 11/03 | at Cowboys | | | | | DID NOT PLAY | | | | | | | W | 27-17 |
| 11/09 | at Seahawks | P | 3 | 4 | 1.3 | 6 | 0 | 0 | 0 | 0.0 | 0 | 0 | L | 22-44 |
| 11/16 | 49ers | P | 2 | 6 | 3.0 | 3 | 0 | 5 | 22 | 4.4 | 7 | 0 | L | 22-41 |
| 11/23 | Jaguars | P | 5 | 28 | 5.6 | 11 | 0 | 3 | 30 | 10.0 | 18 | 0 | L | 24-27+ |
| 11/30 | at Buccaneers | P | 5 | 17 | 3.4 | 8 | 0 | 5 | 47 | 9.4 | 15 | 0 | L | 17-20 |
| 12/07 | Rams | P | 3 | 13 | 4.3 | 9 | 0 | 2 | 18 | 9.0 | 12 | 0 | L | 17-45 |
| 12/14 | at Texans | P | 14 | 56 | 4.0 | 8 | 0 | 4 | 38 | 9.5 | 14 | 0 | L | 20-40 |
| 12/21 | Falcons | S | 11 | 65 | 5.9 | 22 | 0 | 0 | 0 | 0.0 | 0 | 0 | L | 19-26 |
| 12/28 | at Bengals | S | 7 | 29 | 4.1 | 11 | 0 | 2 | 14 | 7.0 | 8 | 0 | L | 14-37 |
| 01/04 | at Rams | S | 7 | 18 | 2.6 | 5 | 0 | 3 | 21 | 7.0 | 11 | 0 | L | 20-37 |
| **2025 TOTALS** | | **13-5** | **92** | **333** | **3.6** | **22** | **1** | **33** | **267** | **8.1** | **18** | **0** | **3-14** | |

+ - Overtime

## 2026 GAME-BY-GAME REGULAR-SEASON STATISTICS (TITANS)

| | | | RUSHING | | | | | RECEIVING | | | | | | |
|---|---|---|---|---|---|---|---|---|---|---|---|---|---|---|
| DATE | OPPONENT | P/S | NO. | YDS. | AVG. | LG | TD | NO. | YDS. | AVG. | LG | TD | W/L | SCORE |
| 09/13 | Jets | | | | | PRACTICE SQUAD | | | | | | | L | 10-23 |
| 09/20 | Eagles | | | | | PRACTICE SQUAD | | | | | | | L | 20-24 |
| 09/27 | at Giants | | | | | INACTIVE | | | | | | | L | 7-12 |
| 10/04 | at Ravens | | | | | INACTIVE | | | | | | | L | 18-24 |
| 10/11 | Texans | | | | | INACTIVE | | | | | | | L | 3-26 |
| 10/18 | at Colts | P | 0 | 0 | 0.0 | 0 | 0 | 0 | 0 | 0.0 | 0 | 0 | W | 26-20 |
| 10/25 | Browns | P | 3 | 7 | 2.3 | 3 | 0 | 1 | 7 | 7.0 | 7 | 0 | L | 24-27 |
| **2026 TOTALS** | | **2-0** | **3** | **7** | **2.3** | **3** | **0** | **1** | **7** | **7.0** | **7** | **0** | **1-6** | |

# JULIUS CHESTNUT

**RUNNING BACK ★ 5'11" ★ 228 LBS**

**COLLEGE:** SACRED HEART ★ **HOMETOWN:** BOWIE, MD.
**NFL EXPERIENCE (NFL/TITANS):** 4 ★ **ACQUIRED:** FA-'22
**GAMES PLAYED/GAMES STARTED:** 50/0(Playoffs: 0/0)

36

## CAREER HIGHLIGHTS

• In Week 6 of the 2026 campaign, Chestnut was named AFC Special Teams Player of the Week after blocking a Rigoberto Sanchez punt that was scooped up by Oluwafemi Oladejo and returned 14 yards for a touchdown. He also tied for the team lead with two special teams stops on coverage units.
• In 2025, Chestnut led the Titans with 17 special teams tackles, the most for any NFL running back since Austin Ekeler had 17 with the Chargers in 2017.
• In the Titans' 2024 season opener at Chicago, Chestnut recorded his first career fumble recovery, jumping on a Velus Jones muffed kicked in the first quarter.

**PRO:** The Titans signed Julius Chestnut as an undrafted free agent following the 2022 NFL Draft to provide depth to the running back rotation. The 5-foot-11-inch, 228-pounder possesses excellent play strength as a bigger-bodied running back and also adds value on special teams. The Bowie, Md., native played in all 17 games for the second consecutive season in 2025 and led the team with 17 special teams tackles, the highest total for a Titans player since Tim Shaw had 19 in 2010. In 2024, the Sacred Heart product set career highs with 22 carries for 102 yards and ranked second on the team with 13 kickoff returns for 337 yards.

## TITANS TIDBITS:

• While at Sacred Heart, Chestnut interned for the school's athletic department and assisted with statistical analysis, marketing and ticket sales.
• His father, Keith, owns a landscaping company. Throughout high school and college summer breaks, Chestnut would wake up at 5 a.m. to help load trucks and lay mulch.
• Despite having the opportunity to enter the transfer portal and play for a larger program, Chestnut chose to remain at FCS-level Sacred Heart because of his relationships at the school and within the program. "Everybody thinks about it," Chestnut said. "But I was like, why would I leave a place where people love me and care about me? If I left, would I get the same love that I get here? I don't think so. The coaches care about me — and I care about them, as well. I've made a lot of good friends here, met a lot of good people, and there are a lot of connections I can make in the outside world from here. So I was like, no — no way I can do that."
• In 2022, Chestnut became the second player from Sacred Heart University to appear in an NFL game, joining former Bills defensive back Jon Corto (2008-10).

## CAREER TRANSACTIONS:

• The Bowie, Md., native was signed by the Titans as an undrafted free agent on May 13, 2022.
• Waived by the Titans on Oct. 1, 2022 and signed to the team's practice squad two days later.
• Activated from the practice squad to the active roster standard elevation on Dec. 3, 2022.
• Activated from the practice squad to the active roster standard elevation on Dec. 10, 2022.
• Signed by the Titans to their active roster from the practice squad on Dec. 17, 2022.

## SEASON RECAPS:

**2026 (7/0):** Tied for the team lead with six special teams tackles. Has tied for the team lead in special teams tackles four times in 2026 (vs. PHI, at NYG, at BAL, at IND).
• Against N.Y. Jets (9/13), saw action as a reserve on special teams.
• Against Philadelphia (9/20), tied for the team lead with a special teams stop.
• At N.Y. Giants (9/27), tied for the team lead with a special teams tackle.
• At Baltimore (10/4), tied for the team lead with a special teams stop.
• Against Houston (10/11), saw action as a reserve on special teams.
• At Indianapolis (10/18), named AFC Special Teams Player of the Week after blocking a punt that was returned for a touchdown and tying for the team lead with two special teams stops on coverage units. Blocked a Rigoberto Sanchez punt that was scooped up by Oluwafemi Oladejo and returned 14 yards for a touchdown to give the Titans a 20-13 lead in the fourth quarter.
• Against Cleveland (10/25), registered a special teams tackle on coverage units.

**2025 (17/0):** Saw action as a reserve in all 17 games for the second consecutive season. Led the team with 17 special teams tackles, the highest total for a Titans player since Tim Shaw had 19 in 2010. His 17 special teams tackles were the most for any NFL running back since Austin Ekeler had 17 with the Chargers in 2017. Rushed 11 times for 40 yards. Returned three kickoffs for 81 yards. Tied for the team lead in special teams tackles nine times in 2025 (at HST, at LV, vs. NE, at IND, vs. SEA, vs. JAX, at CLE, vs. KC, at JAX).
• Against Indianapolis (9/21), saw action as a reserve at running back and rushed twice for 26 yards with a career-long 27-yard rush. Kept a Titans' touchdown drive alive with a 27-yard rumble on third-and-two midway through the third quarter.
• At Houston (9/28), tied for the team lead with two special teams tackles.
• Against Seattle (11/23), tied for the team lead with two special teams stops. Rushed twice for three yards out of the backfield. Returned one kickoff for 32 yards. Kept the Titans' initial scoring drive alive with a three-yard rumble on third-and-one in the opening stanza.
• At Cleveland (12/7), tied for the team lead with a career-best three special teams stops.
• Against Kansas City (12/21), played as a reserve at running back and rushed once for one yard. Posted a special teams stop on coverage units. Kept the Titans' initial touchdown march alive with a one-yard run on third-and-one in the second stanza.
• At Jacksonville (1/4), tied for the team lead with two special teams tackles.

**2024 (17/0):** Played as a reserve in all 17 games for the first time in his career. Rushed 22 times for a career-best 102 yards. Caught two passes for 11 yards. Set career-highs with 13 kickoff returns and 337 kickoff return yards. Registered a tackle and a fumble recovery on special teams coverage units.
• At Chicago (9/8), played as a reserve on special teams and collected a fumble recovery on coverage units. Gave the Titans great field position by pouncing on a Bears fumble at the Chicago 32-yard line during a kickoff return late in the first quarter.
• At Detroit (10/27), played as a reserve at running back and rushed a career-best seven times for a career-high 32 yards.
• Against New England (11/3), saw action as a reserve at running back and carried the ball five times for 22 yards. Had a highlight 12-yard run when he hurdled a Patriots defender before being forced out of bounds inside the five-yard line.
• At Houston (11/24), played as a reserve at running back and rushed once for three yards, while catching one pass for two yards. Returned three kickoffs for a then career-high 91 yards with a long return of 39 yards. Kick-started the Titans' opening scoring drive with a 39-yard kickoff return in the first quarter.

**2023 (3/0):** Saw action as a reserve in the first three games and collected two special teams stops. Placed on injured reserve on Sept. 26 and missed the final 14 games of the regular season. Led the team in special teams tackles once in 2023 (vs. LAC).
• At New Orleans (9/10), saw action as a reserve at running back and on special teams.
• Against L.A. Chargers (9/17), led the team with two special teams tackles on coverage units.
• At Cleveland (9/24), saw limited action on special teams before leaving the game with an injury in the first quarter.

**2022 (6/0):** Saw action in six games as a reserve at running back during his rookie campaign. Rushed nine times for 12 yards and caught three passes for 41 yards. Returned 10 kickoffs for 215 yards. Was inactive for the first

three games of the season. Spent eight contests on the team's practice squad. Played in his first career NFL contest at Philadelphia (12/4/22).
• At Philadelphia (12/4), made his NFL debut as a reserve at running back and on special teams. Carried the ball fives times for 13 yards.
• Against Jacksonville (12/11), played as a reserve at running back and caught two passes for eight yards out of the backfield. Returned two kickoffs for 53 yards with a long return of 33 yards.
• Against Houston (12/24), returned four kickoffs for 85 yards.
• Against Dallas (12/29), played as a reserve at running back. Hauled in a reception for 33 yards. Returned one kickoff for 25 yards. Set up the Titans' first field goal with a 33-yard gain on a screen pass in the second quarter.
• At Jacksonville (1/7), saw action on special teams and returned two kickoffs for 46 yards.

## COLLEGE:

• Appeared in 32 games over four seasons at Sacred Heart (2018-21) and logged 593 carries for 3,467 yards, including a career-long 86-yard carry, with 29 touchdowns. Made 28 receptions for 412 yards with five scores. Added 10 kick returns for 108 yards and two punt returns for 10 yards.
• As a senior (2021), played in five games and posted 91 rushes for 542 yards with three touchdowns. Recorded a season-long rush of 39 yards. Caught two passes for 15 yards.
• As a junior (2020), appeared in four games and rushed 93 times for 717 yards with eight scores. Posted a season-long rush of 69 yards and averaged 205.2 all-purpose yards per contest which led the FCS. Added eight catches for 171 yards and three touchdowns including a career-long 60-yard reception. Earned first-team All-American recognition by AP and FCS. Named Northeast Conference Offensive Player of the Year.
• As a sophomore (2019), saw action in 12 games and set career-highs with 293 carries for 1,495 yards with 11 touchdowns. His 1,495 rushing yards were the second-most in program history and third-most in the nation. Logged a career-long 86-yard rush. Also caught a career-high 14 passes for a career-best 179 yards and two scores and added two punt returns for 10 yards. Earned third-team All-American recognition by AP and first-team All-NEC honors. Recorded 100-yard rushing games in nine contests.
• As a freshman (2018), played in 11 games and rushed 116 times for 713 yards with seven touchdowns. Rushed for a season-long gain of 75 yards. Made four catches for 47 yards and added 10 kick returns for 108 yards including a long of 29 yards. Also made six tackles and one forced fumble on defense. Named the NEC Offensive Rookie of the Year.
• Graduated from Sacred Heart in May 2022 with a degree in economics.

## PERSONAL:

• Attended Archbishop Spalding (Md.) High School where he carried the ball 133 times for 817 yards and 13 touchdowns as a senior.
• Son of Nichelle and Keith Chestnut.
• Has one older sister, Torri.
• Follow Chestnut on Instagram at @j.chestnut7 and on X at @juliuschestnut.
• Born Julius Chestnut on Oct. 26, 2000 in Bowie, Md.

## REGULAR SEASON COMPARISON: RECEIVING/RUSHING - CINCINNATI BENGALS

| | | | | RUSHING | | | | | RECEIVING | | | | | | |
|---|---|---|---|---|---|---|---|---|---|---|---|---|---|---|---|
| DATE | OPP | W/L | GP/GS | NO. | YDS. | AVG. | LG | TD | NO. | YDS. | AVG. | LG | TD | TGTS | YAC |
| 12/15/24 | TEN vs. CIN | L | P | 0 | 0 | 0 | 0 | 0 | 0 | 0 | 0 | 0 | 0 | 0 | 0 |
| TOTALS | | 0/1 | 1/0 | 0 | 0 | 0 | 0 | 0 | 0 | 0 | 0 | 0 | 0 | 0 | 0 |

## JULIUS CHESTNUT'S NFL REGULAR SEASON RUSHING/RECEIVING STATISTICS

| | | | | RUSHING | | | | | RECEIVING | | | | |
|---|---|---|---|---|---|---|---|---|---|---|---|---|---|
| DATE | TEAM | GP | GS | NO. | YDS. | AVG. | LG | TD | NO. | YDS. | AVG. | LG | TD |
| 2022 | Titans | 6 | 0 | 9 | 12 | 1.3 | 5 | 0 | 3 | 41 | 13.7 | 33 | 0 |
| 2023 | Titans | 3 | 0 | 0 | 0 | 0.0 | 0 | 0 | 0 | 0 | 0.0 | 0 | 0 |
| 2024 | Titans | 17 | 0 | 22 | 102 | 4.6 | 12 | 0 | 2 | 11 | 5.5 | 9 | 0 |
| 2025 | Titans | 17 | 0 | 11 | 40 | 3.6 | 27 | 0 | 0 | 0 | 0.0 | 0 | 0 |
| 2026 | Titans | 7 | 0 | 0 | 0 | 0.0 | 0 | 0 | 0 | 0 | 0.0 | 0 | 0 |
| NFL TOTALS | | 50 | 0 | 42 | 154 | 3.7 | 27 | 0 | 5 | 52 | 10.4 | 33 | 0 |

## JULIUS CHESTNUT'S NFL REGULAR SEASON RETURN STATISTICS

| | | KICKOFF RETURNS | | | | | PUNT RETURNS | | | | | |
|---|---|---|---|---|---|---|---|---|---|---|---|---|
| DATE | TEAM | RET. | YDS. | AVG. | LG | TD | NO. | FC | YDS. | AVG. | LG | TD |
| 2022 | Titans | 10 | 215 | 21.5 | 33 | 0 | 0 | 0 | 0 | 0.0 | 0 | 0 |
| 2023 | Titans | 0 | 0 | 0.0 | 0 | 0 | 0 | 0 | 0 | 0.0 | 0 | 0 |
| 2024 | Titans | 13 | 337 | 25.9 | 39 | 0 | 0 | 0 | 0 | 0.0 | 0 | 0 |
| 2025 | Titans | 3 | 81 | 27.0 | 32 | 0 | 0 | 0 | 0 | 0.0 | 0 | 0 |
| 2026 | Titans | 0 | 0 | 0.0 | 0 | 0 | 0 | 0 | 0 | 0.0 | 0 | 0 |
| NFL TOTALS | | 26 | 633 | 24.3 | 39 | 0 | 0 | 0 | 0 | 0.0 | 0 | 0 |

## JULIUS CHESTNUT'S NFL REGULAR SEASON DEFENSIVE STATISTICS

| | | | | TACKLES | | | | | | | | INTERCEPTIONS | | | | | O. FUMB | | | | ST | | | | | MISC | |
|---|---|---|---|---|---|---|---|---|---|---|---|---|---|---|---|---|---|---|---|---|---|---|---|---|---|---|---|
| DATE | TEAM | GP | GS | TK | S | A | TFL | YDS | SK | YDS | QBP | NO | YDS | LG | TD | PD | FF | FR | TD | YDS | TK | S | A | FF | FR | S | A |
| 2022 | Titans | 6 | 0 | 0 | 0 | 0 | 0 | 0 | 0.0 | 0.0 | 0 | 0 | 0 | 0 | 0 | 0 | 0 | 0 | 0 | 0 | 0 | 0 | 0 | 0 | 0 | 0 | 0 |
| 2023 | Titans | 3 | 0 | 0 | 0 | 0 | 0 | 0 | 0.0 | 0.0 | 0 | 0 | 0 | 0 | 0 | 0 | 0 | 0 | 0 | 0 | 2 | 1 | 1 | 0 | 0 | 0 | 0 |
| 2024 | Titans | 17 | 0 | 0 | 0 | 0 | 0 | 0 | 0.0 | 0.0 | 0 | 0 | 0 | 0 | 0 | 0 | 0 | 0 | 0 | 0 | 1 | 0 | 1 | 0 | 1 | 1 | 0 |
| 2025 | Titans | 17 | 0 | 0 | 0 | 0 | 0 | 0 | 0.0 | 0.0 | 0 | 0 | 0 | 0 | 0 | 0 | 0 | 0 | 0 | 0 | 17 | 10 | 7 | 0 | 0 | 0 | 0 |
| 2026 | Titans | 7 | 0 | 0 | 0 | 0 | 0 | 0 | 0.0 | 0.0 | 0 | 0 | 0 | 0 | 0 | 0 | 0 | 0 | 0 | 0 | 6 | 3 | 3 | 0 | 0 | 0 | 0 |
| NFL TOTALS | | 50 | 0 | 0 | 0 | 0 | 0 | 0 | 0.0 | 0.0 | 0 | 0 | 0 | 0 | 0 | 0 | 0 | 0 | 0 | 0 | 26 | 14 | 12 | 0 | 1 | 1 | 0 |

## SINGLE-GAME HIGHS: RUSHING/RECEIVING

| | |
|---|---|
| **Rush Attempts** | 7 (at Detroit Lions, Oct 27, 2024) |
| **Rushing Yards** | 32 (at Detroit Lions, Oct 27, 2024) |
| **Rushing Average** | 4.6 (at Detroit Lions, Oct 27, 2024) |
| **Longest Runs** | 27 (vs. Indianapolis Colts, Sep 21, 2025) |
| **Receptions** | 2 (vs. Jacksonville Jaguars, Dec 11, 2022) |
| **Receiving Yards** | 33 (vs. Dallas Cowboys, Dec 29, 2022) |
| **Longest Receptions** | 33 (vs. Dallas Cowboys, Dec 29, 2022) |
| **All-Purpose Yards** | 96 (2 times, last at Washington Commanders, Dec 01, 2024) |
| **Kickoff Returns** | 4 (2 times, last at Washington Commanders, Dec 01, 2024) |
| **Kickoff Return Yards** | 96 (at Washington Commanders, Dec 01, 2024) |
| **Longest Kickoff Return** | 39 (at Houston Texans, Nov 24, 2024) |
| **Kickoff Return Average** | 30.3 (at Houston Texans, Nov 24, 2024) |
| **Special Teams Tackles** | 3 (at Cleveland Browns, Dec 07, 2025) |
| **Miscellaneous Tackles** | 1 (at Jacksonville Jaguars, Dec 29, 2024) |
| **Scrimmage Yards** | 32 (2 times, last at Detroit Lions, Oct 27, 2024) |

## 2022 GAME-BY-GAME REGULAR-SEASON STATISTICS (TITANS)

| | | | RUSHING | | | | | RECEIVING | | | | | | |
|---|---|---|---|---|---|---|---|---|---|---|---|---|---|---|
| DATE | OPPONENT | P/S | NO. | YDS. | AVG. | LG | TD | NO. | YDS. | AVG. | LG | TD | W/L | SCORE |
| 09/11 | Giants | | | | | INACTIVE | | | | | | | L | 20-21 |
| 09/19 | at Bills | | | | | INACTIVE | | | | | | | L | 7-41 |
| 09/25 | Raiders | | | | | INACTIVE | | | | | | | W | 24-22 |
| 10/02 | at Colts | | | | | DID NOT PLAY | | | | | | | W | 24-17 |
| 10/09 | at Commanders | | | | | DID NOT PLAY | | | | | | | W | 21-17 |
| 10/23 | Colts | | | | | DID NOT PLAY | | | | | | | W | 19-10 |
| 10/30 | at Texans | | | | | PRACTICE SQUAD | | | | | | | W | 17-10 |
| 11/06 | at Chiefs | | | | | PRACTICE SQUAD | | | | | | | L | 17-20+ |
| 11/13 | Broncos | | | | | PRACTICE SQUAD | | | | | | | W | 17-10 |
| 11/17 | at Packers | | | | | PRACTICE SQUAD | | | | | | | W | 27-17 |
| 11/27 | Bengals | | | | | PRACTICE SQUAD | | | | | | | L | 16-20 |
| 12/04 | at Eagles | P | 5 | 13 | 2.6 | 5 | 0 | 0 | 0 | 0.0 | 0 | 0 | L | 10-35 |
| 12/11 | Jaguars | P | 0 | 0 | 0.0 | 0 | 0 | 2 | 8 | 4.0 | 4 | 0 | L | 22-36 |
| 12/18 | at Chargers | P | 0 | 0 | 0.0 | 0 | 0 | 0 | 0 | 0.0 | 0 | 0 | L | 14-17 |
| 12/24 | Texans | P | 0 | 0 | 0.0 | 0 | 0 | 0 | 0 | 0.0 | 0 | 0 | L | 14-19 |
| 12/29 | Cowboys | P | 4 | -1 | -0.3 | 1 | 0 | 1 | 33 | 33.0 | 33 | 0 | L | 13-27 |
| 01/07 | at Jaguars | P | 0 | 0 | 0.0 | 0 | 0 | 0 | 0 | 0.0 | 0 | 0 | L | 16-20 |
| **2022 TOTALS** | | **6-0** | **9** | **12** | **1.3** | **5** | **0** | **3** | **41** | **13.7** | **33** | **0** | **7-10** | |

+ - Overtime

## 2023 GAME-BY-GAME REGULAR-SEASON STATISTICS (TITANS)

| | | | RUSHING | | | | | RECEIVING | | | | | | |
|---|---|---|---|---|---|---|---|---|---|---|---|---|---|---|
| DATE | OPPONENT | P/S | NO. | YDS. | AVG. | LG | TD | NO. | YDS. | AVG. | LG | TD | W/L | SCORE |
| 09/10 | at Saints | P | 0 | 0 | 0.0 | 0 | 0 | 0 | 0 | 0.0 | 0 | 0 | L | 15-16 |
| 09/17 | Chargers | P | 0 | 0 | 0.0 | 0 | 0 | 0 | 0 | 0.0 | 0 | 0 | W | 27-24+ |
| 09/24 | at Browns | P | 0 | 0 | 0.0 | 0 | 0 | 0 | 0 | 0.0 | 0 | 0 | L | 3-27 |
| 10/01 | Bengals | | | | | INJURED RESERVE | | | | | | | W | 27-3 |
| 10/08 | at Colts | | | | | INJURED RESERVE | | | | | | | L | 16-23 |
| 10/15 | Ravens | | | | | INJURED RESERVE | | | | | | | L | 16-24 |
| 10/29 | Falcons | | | | | INJURED RESERVE | | | | | | | W | 28-23 |
| 11/02 | at Steelers | | | | | INJURED RESERVE | | | | | | | L | 16-20 |
| 11/12 | at Buccaneers | | | | | INJURED RESERVE | | | | | | | L | 6-20 |
| 11/19 | at Jaguars | | | | | INJURED RESERVE | | | | | | | L | 14-34 |
| 11/26 | Panthers | | | | | INJURED RESERVE | | | | | | | W | 17-10 |
| 12/03 | Colts | | | | | INJURED RESERVE | | | | | | | L | 28-31+ |
| 12/11 | at Dolphins | | | | | INJURED RESERVE | | | | | | | W | 28-27 |
| 12/17 | Texans | | | | | INJURED RESERVE | | | | | | | L | 16-19+ |
| 12/24 | Seahawks | | | | | INJURED RESERVE | | | | | | | L | 17-20 |
| 12/31 | at Texans | | | | | INJURED RESERVE | | | | | | | L | 3-26 |
| 01/07 | Jaguars | | | | | INJURED RESERVE | | | | | | | W | 28-20 |
| **2023 TOTALS** | | **3-0** | **0** | **0** | **0.0** | **0** | **0** | **0** | **0** | **0.0** | **0** | **0** | **6-11** | |

+ - Overtime

## 2024 GAME-BY-GAME REGULAR-SEASON STATISTICS (TITANS)

| | | | RUSHING | | | | | RECEIVING | | | | | | |
|---|---|---|---|---|---|---|---|---|---|---|---|---|---|---|
| DATE | OPPONENT | P/S | NO. | YDS. | AVG. | LG | TD | NO. | YDS. | AVG. | LG | TD | W/L | SCORE |
| 09/08 | at Bears | P | 0 | 0 | 0.0 | 0 | 0 | 0 | 0 | 0.0 | 0 | 0 | L | 17-24 |
| 09/15 | Jets | P | 0 | 0 | 0.0 | 0 | 0 | 0 | 0 | 0.0 | 0 | 0 | L | 17-24 |
| 09/22 | Packers | P | 0 | 0 | 0.0 | 0 | 0 | 0 | 0 | 0.0 | 0 | 0 | L | 14-30 |
| 09/30 | at Dolphins | P | 0 | 0 | 0.0 | 0 | 0 | 0 | 0 | 0.0 | 0 | 0 | W | 31-12 |
| 10/13 | Colts | P | 1 | 2 | 2.0 | 2 | 0 | 0 | 0 | 0.0 | 0 | 0 | L | 17-20 |
| 10/20 | at Bills | P | 3 | 15 | 5.0 | 8 | 0 | 1 | 9 | 9.0 | 9 | 0 | L | 10-34 |
| 10/27 | at Lions | P | 7 | 32 | 4.6 | 9 | 0 | 0 | 0 | 0.0 | 0 | 0 | L | 14-52 |
| 11/03 | Patriots | P | 5 | 22 | 4.4 | 12 | 0 | 0 | 0 | 0.0 | 0 | 0 | W | 20-17+ |
| 11/10 | at Chargers | P | 0 | 0 | 0.0 | 0 | 0 | 0 | 0 | 0.0 | 0 | 0 | L | 17-27 |
| 11/17 | Vikings | P | 0 | 0 | 0.0 | 0 | 0 | 0 | 0 | 0.0 | 0 | 0 | L | 13-23 |
| 11/24 | at Texans | P | 1 | 3 | 3.0 | 3 | 0 | 1 | 2 | 2.0 | 2 | 0 | W | 32-27 |
| 12/01 | at Commanders | P | 0 | 0 | 0.0 | 0 | 0 | 0 | 0 | 0.0 | 0 | 0 | L | 19-42 |
| 12/08 | Jaguars | P | 0 | 0 | 0.0 | 0 | 0 | 0 | 0 | 0.0 | 0 | 0 | L | 6-10 |
| 12/15 | Bengals | P | 0 | 0 | 0.0 | 0 | 0 | 0 | 0 | 0.0 | 0 | 0 | L | 27-37 |
| 12/22 | at Colts | P | 0 | 0 | 0.0 | 0 | 0 | 0 | 0 | 0.0 | 0 | 0 | L | 30-38 |
| 12/29 | at Jaguars | P | 3 | 17 | 5.7 | 9 | 0 | 0 | 0 | 0.0 | 0 | 0 | L | 13-20 |
| 01/05 | Texans | P | 2 | 11 | 5.5 | 8 | 0 | 0 | 0 | 0.0 | 0 | 0 | L | 14-23 |
| **2024 TOTALS** | | **17-0** | **22** | **102** | **4.6** | **12** | **0** | **2** | **11** | **5.5** | **9** | **0** | **3-14** | |

+ - Overtime

## 2025 GAME-BY-GAME REGULAR-SEASON STATISTICS (TITANS)

| | | | RUSHING | | | | | RECEIVING | | | | | | |
|---|---|---|---|---|---|---|---|---|---|---|---|---|---|---|
| DATE | OPPONENT | P/S | NO. | YDS. | AVG. | LG | TD | NO. | YDS. | AVG. | LG | TD | W/L | SCORE |
| 09/07 | at Broncos | P | 2 | 2 | 1.0 | 1 | 0 | 0 | 0 | 0.0 | 0 | 0 | L | 12-20 |
| 09/14 | Rams | P | 0 | 0 | 0.0 | 0 | 0 | 0 | 0 | 0.0 | 0 | 0 | L | 19-33 |
| 09/21 | Colts | P | 2 | 26 | 13.0 | 27 | 0 | 0 | 0 | 0.0 | 0 | 0 | L | 20-41 |
| 09/28 | at Texans | P | 1 | 0 | 0.0 | 0 | 0 | 0 | 0 | 0.0 | 0 | 0 | L | 0-26 |
| 10/05 | at Cardinals | P | 1 | 3 | 3.0 | 3 | 0 | 0 | 0 | 0.0 | 0 | 0 | W | 22-21 |
| 10/12 | at Raiders | P | 0 | 0 | 0.0 | 0 | 0 | 0 | 0 | 0.0 | 0 | 0 | L | 10-20 |
| 10/19 | Patriots | P | 0 | 0 | 0.0 | 0 | 0 | 0 | 0 | 0.0 | 0 | 0 | L | 13-31 |
| 10/26 | at Colts | P | 2 | 5 | 2.5 | 5 | 0 | 0 | 0 | 0.0 | 0 | 0 | L | 14-38 |
| 11/02 | Chargers | P | 0 | 0 | 0.0 | 0 | 0 | 0 | 0 | 0.0 | 0 | 0 | L | 20-27 |
| 11/16 | Texans | P | 0 | 0 | 0.0 | 0 | 0 | 0 | 0 | 0.0 | 0 | 0 | L | 13-16 |
| 11/23 | Seahawks | P | 2 | 3 | 1.5 | 3 | 0 | 0 | 0 | 0.0 | 0 | 0 | L | 24-30 |
| 11/30 | Jaguars | P | 0 | 0 | 0.0 | 0 | 0 | 0 | 0 | 0.0 | 0 | 0 | L | 3-25 |
| 12/07 | at Browns | P | 0 | 0 | 0.0 | 0 | 0 | 0 | 0 | 0.0 | 0 | 0 | W | 31-29 |
| 12/14 | at 49ers | P | 0 | 0 | 0.0 | 0 | 0 | 0 | 0 | 0.0 | 0 | 0 | L | 24-37 |
| 12/21 | Chiefs | P | 1 | 1 | 1.0 | 1 | 0 | 0 | 0 | 0.0 | 0 | 0 | W | 26-9 |
| 12/28 | Saints | P | 0 | 0 | 0.0 | 0 | 0 | 0 | 0 | 0.0 | 0 | 0 | L | 26-34 |
| 01/04 | at Jaguars | P | 0 | 0 | 0.0 | 0 | 0 | 0 | 0 | 0.0 | 0 | 0 | L | 7-41 |
| **2025 TOTALS** | | **17-0** | **11** | **40** | **3.6** | **27** | **0** | **0** | **0** | **0.0** | **0** | **0** | **3-14** | |

## 2026 GAME-BY-GAME REGULAR-SEASON STATISTICS (TITANS)

| | | | RUSHING | | | | | RECEIVING | | | | | | |
|---|---|---|---|---|---|---|---|---|---|---|---|---|---|---|
| DATE | OPPONENT | P/S | NO. | YDS. | AVG. | LG | TD | NO. | YDS. | AVG. | LG | TD | W/L | SCORE |
| 09/13 | Jets | P | 0 | 0 | 0.0 | 0 | 0 | 0 | 0 | 0.0 | 0 | 0 | L | 10-23 |
| 09/20 | Eagles | P | 0 | 0 | 0.0 | 0 | 0 | 0 | 0 | 0.0 | 0 | 0 | L | 20-24 |
| 09/27 | at Giants | P | 0 | 0 | 0.0 | 0 | 0 | 0 | 0 | 0.0 | 0 | 0 | L | 7-12 |
| 10/04 | at Ravens | P | 0 | 0 | 0.0 | 0 | 0 | 0 | 0 | 0.0 | 0 | 0 | L | 18-24 |
| 10/11 | Texans | P | 0 | 0 | 0.0 | 0 | 0 | 0 | 0 | 0.0 | 0 | 0 | L | 3-26 |
| 10/18 | at Colts | P | 0 | 0 | 0.0 | 0 | 0 | 0 | 0 | 0.0 | 0 | 0 | W | 26-20 |
| 10/25 | Browns | P | 0 | 0 | 0.0 | 0 | 0 | 0 | 0 | 0.0 | 0 | 0 | L | 24-27 |
| **2026 TOTALS** | | **7-0** | **0** | **0** | **0.0** | **0** | **0** | **0** | **0** | **0.0** | **0** | **0** | **1-6** | |

## 2022 GAME-BY-GAME REGULAR-SEASON STATISTICS (TITANS)

| | | | ST | | | | | | |
|---|---|---|---|---|---|---|---|---|---|
| DATE | OPPONENT | P/S | TK | S | A | FF | FR | W/L | SCORE |
| 09/11 | Giants | | | | INACTIVE | | | L | 20-21 |
| 09/19 | at Bills | | | | INACTIVE | | | L | 7-41 |
| 09/25 | Raiders | | | | INACTIVE | | | W | 24-22 |
| 10/02 | at Colts | | | | DID NOT PLAY | | | W | 24-17 |
| 10/09 | at Commanders | | | | DID NOT PLAY | | | W | 21-17 |
| 10/23 | Colts | | | | DID NOT PLAY | | | W | 19-10 |
| 10/30 | at Texans | | | | PRACTICE SQUAD | | | W | 17-10 |
| 11/06 | at Chiefs | | | | PRACTICE SQUAD | | | L | 17-20+ |
| 11/13 | Broncos | | | | PRACTICE SQUAD | | | W | 17-10 |
| 11/17 | at Packers | | | | PRACTICE SQUAD | | | W | 27-17 |
| 11/27 | Bengals | | | | PRACTICE SQUAD | | | L | 16-20 |
| 12/04 | at Eagles | P | 0 | 0 | 0 | 0 | 0 | L | 10-35 |
| 12/11 | Jaguars | P | 0 | 0 | 0 | 0 | 0 | L | 22-36 |
| 12/18 | at Chargers | P | 0 | 0 | 0 | 0 | 0 | L | 14-17 |
| 12/24 | Texans | P | 0 | 0 | 0 | 0 | 0 | L | 14-19 |
| 12/29 | Cowboys | P | 0 | 0 | 0 | 0 | 0 | L | 13-27 |
| 01/07 | at Jaguars | P | 0 | 0 | 0 | 0 | 0 | L | 16-20 |
| 2022 TOTALS | | 6-0 | 0 | 0 | 0 | 0 | 0 | 7-10 | |

+ - Overtime

## 2023 GAME-BY-GAME REGULAR-SEASON STATISTICS (TITANS)

| | | | ST | | | | | | |
|---|---|---|---|---|---|---|---|---|---|
| DATE | OPPONENT | P/S | TK | S | A | FF | FR | W/L | SCORE |
| 09/10 | at Saints | P | 0 | 0 | 0 | 0 | 0 | L | 15-16 |
| 09/17 | Chargers | P | 2 | 1 | 1 | 0 | 0 | W | 27-24+ |
| 09/24 | at Browns | P | 0 | 0 | 0 | 0 | 0 | L | 3-27 |
| 10/01 | Bengals | | | | INJURED RESERVE | | | W | 27-3 |
| 10/08 | at Colts | | | | INJURED RESERVE | | | L | 16-23 |
| 10/15 | Ravens | | | | INJURED RESERVE | | | L | 16-24 |
| 10/29 | Falcons | | | | INJURED RESERVE | | | W | 28-23 |
| 11/02 | at Steelers | | | | INJURED RESERVE | | | L | 16-20 |
| 11/12 | at Buccaneers | | | | INJURED RESERVE | | | L | 6-20 |
| 11/19 | at Jaguars | | | | INJURED RESERVE | | | L | 14-34 |
| 11/26 | Panthers | | | | INJURED RESERVE | | | W | 17-10 |
| 12/03 | Colts | | | | INJURED RESERVE | | | L | 28-31+ |
| 12/11 | at Dolphins | | | | INJURED RESERVE | | | W | 28-27 |
| 12/17 | Texans | | | | INJURED RESERVE | | | L | 16-19+ |
| 12/24 | Seahawks | | | | INJURED RESERVE | | | L | 17-20 |
| 12/31 | at Texans | | | | INJURED RESERVE | | | L | 3-26 |
| 01/07 | Jaguars | | | | INJURED RESERVE | | | W | 28-20 |
| 2023 TOTALS | | 3-0 | 2 | 1 | 1 | 0 | 0 | 6-11 | |

+ - Overtime

## 2024 GAME-BY-GAME REGULAR-SEASON STATISTICS (TITANS)

| | | | ST | | | | | | |
|---|---|---|---|---|---|---|---|---|---|
| DATE | OPPONENT | P/S | TK | S | A | FF | FR | W/L/T | SCORE |
| 09/08 | at Bears | P | 0 | 0 | 0 | 0 | 1 | L | 17-24 |
| 09/15 | Jets | P | 0 | 0 | 0 | 0 | 0 | L | 17-24 |
| 09/22 | Packers | P | 0 | 0 | 0 | 0 | 0 | L | 14-30 |
| 09/30 | at Dolphins | P | 0 | 0 | 0 | 0 | 0 | W | 31-12 |
| 10/13 | Colts | P | 0 | 0 | 0 | 0 | 0 | L | 17-20 |
| 10/20 | at Bills | P | 0 | 0 | 0 | 0 | 0 | L | 10-34 |
| 10/27 | at Lions | P | 0 | 0 | 0 | 0 | 0 | L | 14-52 |
| 11/03 | Patriots | P | 0 | 0 | 0 | 0 | 0 | W | 20-17+ |
| 11/10 | at Chargers | P | 0 | 0 | 0 | 0 | 0 | L | 17-27 |
| 11/17 | Vikings | P | 0 | 0 | 0 | 0 | 0 | L | 13-23 |
| 11/24 | at Texans | P | 0 | 0 | 0 | 0 | 0 | W | 32-27 |
| 12/01 | at Commanders | P | 0 | 0 | 0 | 0 | 0 | L | 19-42 |
| 12/08 | Jaguars | P | 0 | 0 | 0 | 0 | 0 | L | 6-10 |
| 12/15 | Bengals | P | 0 | 0 | 0 | 0 | 0 | L | 27-37 |
| 12/22 | at Colts | P | 1 | 0 | 1 | 0 | 0 | L | 30-38 |
| 12/29 | at Jaguars | P | 0 | 0 | 0 | 0 | 0 | L | 13-20 |
| 01/05 | Texans | P | 0 | 0 | 0 | 0 | 0 | L | 14-23 |
| 2024 TOTALS | | 17-0 | 1 | 0 | 1 | 0 | 1 | 3-14 | |

+ - Overtime

## 2025 GAME-BY-GAME REGULAR-SEASON STATISTICS (TITANS)

| | | | ST | | | | | | |
|---|---|---|---|---|---|---|---|---|---|
| DATE | OPPONENT | P/S | TK | S | A | FF | FR | W/L | SCORE |
| 09/07 | at Broncos | P | 0 | 0 | 0 | 0 | 0 | L | 12-20 |
| 09/14 | Rams | P | 0 | 0 | 0 | 0 | 0 | L | 19-33 |
| 09/21 | Colts | P | 0 | 0 | 0 | 0 | 0 | L | 20-41 |
| 09/28 | at Texans | P | 2 | 1 | 1 | 0 | 0 | L | 0-26 |
| 10/05 | at Cardinals | P | 0 | 0 | 0 | 0 | 0 | W | 22-21 |
| 10/12 | at Raiders | P | 1 | 1 | 0 | 0 | 0 | L | 10-20 |
| 10/19 | Patriots | P | 1 | 0 | 1 | 0 | 0 | L | 13-31 |
| 10/26 | at Colts | P | 1 | 1 | 0 | 0 | 0 | L | 14-38 |
| 11/02 | Chargers | P | 1 | 0 | 1 | 0 | 0 | L | 20-27 |
| 11/16 | Texans | P | 0 | 0 | 0 | 0 | 0 | L | 13-16 |
| 11/23 | Seahawks | P | 2 | 1 | 1 | 0 | 0 | L | 24-30 |
| 11/30 | Jaguars | P | 1 | 1 | 0 | 0 | 0 | L | 3-25 |
| 12/07 | at Browns | P | 3 | 3 | 0 | 0 | 0 | W | 31-29 |
| 12/14 | at 49ers | P | 1 | 0 | 1 | 0 | 0 | L | 24-37 |
| 12/21 | Chiefs | P | 1 | 0 | 1 | 0 | 0 | W | 26-9 |
| 12/28 | Saints | P | 1 | 0 | 1 | 0 | 0 | L | 26-34 |
| 01/04 | at Jaguars | P | 2 | 2 | 0 | 0 | 0 | L | 7-41 |
| 2025 TOTALS | | 17-0 | 17 | 10 | 7 | 0 | 0 | 3-14 | |

## 2026 GAME-BY-GAME REGULAR-SEASON STATISTICS (TITANS)

| | | | ST | | | | | | |
|---|---|---|---|---|---|---|---|---|---|
| DATE | OPPONENT | P/S | TK | S | A | FF | FR | W/L | SCORE |
| 09/13 | Jets | P | 0 | 0 | 0 | 0 | 0 | L | 10-23 |
| 09/20 | Eagles | P | 1 | 1 | 0 | 0 | 0 | L | 20-24 |
| 09/27 | at Giants | P | 1 | 1 | 0 | 0 | 0 | L | 7-12 |
| 10/04 | at Ravens | P | 1 | 0 | 1 | 0 | 0 | L | 18-24 |
| 10/11 | Texans | P | 0 | 0 | 0 | 0 | 0 | L | 3-26 |
| 10/18 | at Colts | P | 2 | 0 | 2 | 0 | 0 | W | 26-20 |
| 10/25 | Browns | P | 1 | 1 | 0 | 0 | 0 | L | 24-27 |
| 2026 TOTALS | | 7-0 | 6 | 3 | 3 | 0 | 0 | 1-6 | |

# PAT COOGAN

**CENTER ★ 6'5" ★ 310 LBS**

**COLLEGE:** INDIANA ★ **HOMETOWN:** PALOS HEIGHTS, ILL.
**NFL EXPERIENCE (NFL/TITANS):** Rookie ★ **ACQUIRED:** D6B-'26
**GAMES PLAYED/GAMES STARTED:** 7/0(Playoffs: 0/0)

**79**

**PRO:** The Titans selected Pat Coogan in the sixth round of the 2026 NFL Draft. The 6-foot-5-inch, 310-pounder is a smart, resilient offensive lineman known for his leadership and toughness. The Palos Heights, Ill., native spent four seasons (2021-24) at Notre Dame before transferring to Indiana and winning the National Championship in his final collegiate season.

## TITANS TIDBITS:

• Coogan attended the same high school as Titans' 2026 first round pick, Carnell Tate. The two would drive to morning workouts together.
• Coogan earned Rose Bowl Offensive MVP honors in the 38-3 victory against Alabama (1/1/26) and became the first offensive lineman to earn the honor since Norm Verry of Southern California in 1944.

## CAREER TRANSACTIONS:

• The Palos Heights, Ill., native was selected by the Titans in the sixth round (194th overall) of the 2026 NFL Draft.

## SEASON RECAPS:

**2026 (7/0):** Played in his first career NFL contest against N.Y. Jets (9/13/26).
• Against N.Y. Jets (9/13), made his NFL debut as a reserve on special teams.
• Against Philadelphia (9/20), saw action as a reserve on special teams.
• At N.Y. Giants (9/27), played as a reserve on special teams.
• At Baltimore (10/4), saw action as a reserve on special teams.
• Against Houston (10/11), played as a reserve on special teams.
• At Indianapolis (10/18), saw action as a reserve on special teams.
• Against Cleveland (10/25), played as a reserve on special teams.

## COLLEGE:

• Started 42 of 44 games over four seasons (2021-24) at Notre Dame and one season (2025) at Indiana. Started 13 games at left guard his junior year before transitioning to center. Started all 16 games at center on the Hoosiers 2025 National Championship team.

**AS A SENIOR (2025),** started all 16 games at center and was named second-team All-Big Ten by the conference media and third-team All-Big Ten by the coaches. Part of an offensive line unit that paved the way for four-straight 300-yard rushing efforts to start the season - a program-record streak and longest Power 4 stretch since Baylor in 2017. Earned Rose Bowl Offensive MVP honors and became the first offensive lineman to earn the honor since Norm Verry of Southern California in 1944.

**AS A JUNIOR (2024),** appeared in all 16 games and started the final 13 games at center. Guided Notre Dame to the College Football Playoff National Championship Game. Helped pave the way for 1,000-yard rusher Jeremiyah Love (1,125 yards; 17 TDs) and quarterback Riley Leonard (906 yards; 17 TDs) as the first Notre Dame duo with 15-plus rushing touchdowns in the same season. Paved the way for eight 100-yard rushing games.

**AS A SOPHOMORE (2023),** started all 13 games at left guard. Helped the Notre Dame offense finish No. 7 in program history in total offense (5,619 yards) and No. 2 in points per game (39.1) in a single season. Paved the way for seven 100-yard rushing games. Blocked for Audric Estime's 1,341 rushing yards and program-record 18 rushing touchdowns.

**AS A FRESHMAN (2022),** appeared in one game.

**AS A REDSHIRT FRESHMAN (2021),** did not play and redshirted.
• Graduated with a degree in American Studies from Notre Dame in December of 2024.

## PERSONAL:

• Attended Marist (Ill.) High School and became a varsity starter as a sophomore. Throughout his high school career, he lined up at tackle and guard while also handling long-snapping duties.
• As a senior (2021), took home first-team all-state honors in the shortened six-game spring season.
• As a junior (2019), helped the RedHawks to an 8-5 record, including a deep run in the Class 8A state playoffs. Shuffled around the offensive line, but played primarily at guard.
• As a sophomore (2018), played primarily at right tackle and helped the program finish 11-2 and capture a 2018 conference championship.
• Also played baseball and was a student ambassador.
• Son of Mike and Mary Beth Coogan.
• Has an older brother, Michael, an older sister, Megan, and a younger sister, Brigid.
• Follow Coogan on Instagram at @patcoogan_ and X at @coogs53.
• Born Patrick Robert Coogan on Nov. 18, 2002 in Palos Heights, Ill.

## PAT COOGAN'S NFL REGULAR SEASON STATISTICS

| DATE | TEAM | GP | GS |
|---|---|---|---|
| 2026 | Titans | 7 | 0 |
| NFL TOTALS | | 7 | 0 |

## 2026 GAME-BY-GAME REGULAR-SEASON STATISTICS (TITANS)

| DATE | OPPONENT | P/S | | W/L | SCORE |
|---|---|---|---|---|---|
| 09/13 | Jets | P | | L | 10-23 |
| 09/20 | Eagles | P | | L | 20-24 |
| 09/27 | at Giants | P | | L | 7-12 |
| 10/04 | at Ravens | P | | L | 18-24 |
| 10/11 | Texans | P | | L | 3-26 |
| 10/18 | at Colts | P | | W | 26-20 |
| 10/25 | Browns | P | | L | 24-27 |
| 2026 TOTALS | | 7-0 | | 1-6 | |



# MORGAN COX

## LONG SNAPPER ★ 6'4" ★ 233 LBS

**COLLEGE:** TENNESSEE ★ **HOMETOWN:** COLLIERVILLE, TENN.
**NFL EXPERIENCE (NFL/TITANS):** 16 ★ **ACQUIRED:** UFA (BAL)-'21
**GAMES PLAYED/GAMES STARTED:** 257/0(Playoffs: 11/0)

46

2012 2015 2016 2019 2020 2022 2023 2024 2025 2026

### CAREER HIGHLIGHTS

• Cox, a five-time Pro Bowler, spent his first 11 NFL seasons (2010-20) with the Baltimore Ravens and appeared in 165 games and 10 postseason contests with the club.
• In 2025, Cox was named the long snapper for ESPN's All Quarter Century Team.
• In 2024, Cox saw action in his 233rd career NFL regular season contest, surpassing Hall of Famer Reggie White for the fourth-most NFL games played by a former University of Tennessee product.
• In 2011, Cox earned the Ravens' Ed Block Courage Award after returning from a significant injury suffered in 2010.

**PRO:** The Titans signed unrestricted free agent Morgan Cox during the 2021 offseason to add a veteran presence and experience to the long snapping position. In his first 16 NFL seasons, the 6-foot-4-inch, 233-pounder appeared in 250 regular season games, including all 17 games with the Titans from 2021 through 2025. The University of Tennessee product is widely considered one of the best at his position in the NFL and has been selected to five Pro Bowls, four as a member of the Baltimore Ravens and one with the Titans in 2022. The Collierville, Tenn., native was originally signed as a rookie free agent by the Ravens following the 2010 NFL Draft.

### TITANS TIDBITS:

• Cox traveled to Uganda during the 2025 offseason to do missionary work and serve God's Kingdom. Cox joined 12 others on the trip, where the group spent a week assisting those at a village and school that houses 750 kids, ranging from ages three to 22. This marked his second volunteer trip to the country after visiting in 2019.
• March 7, 2013 was proclaimed "Morgan Cox Day" in his hometown of Collierville, Tenn.
• Cox played an integral part in the Baltimore Ravens' social justice initiatives. In 2018, he participated in the announcement of the HVAC donation from the Players' Social Justice Fund at Lakewood Elementary in Baltimore. In 2017, Cox took part in a police ride along with law enforcement officials in West Baltimore to meet with local youth and discuss topics surrounding social justice.
• Cox was an integral figure in the AFC Pro Bowl team's Kick-Tac-Toe victory at the 2023 Pro Bowl. He nailed all three targets from distance to win the competition for his team.
• Cox's wife, Lauren, is an actress and has appeared in Baltimore-filmed TV shows "House of Cards" and "Veep" and on the drama "To-Do."
• Cox served as his high school's newspaper sports editor his final two years at Evangelical Christian High School in Memphis.

### CAREER TRANSACTIONS:

• The Collierville, Tenn., native was originally signed by the Baltimore Ravens as a rookie free agent on May 6, 2010.
• Signed by the Titans as an unrestricted free agent on March 19, 2021.

### SEASON RECAPS:

**2026 (7/0 - Tennessee):** Selected as a team captain by his teammates.
• Against N.Y. Jets (9/13), served as the team's long snapper.
• Against Philadelphia (9/20), saw action as the team's long snapper.
• At N.Y. Giants (9/27), played as a reserve at long snapper.
• At Baltimore (10/4), served as the team's long snapper.
• Against Houston (10/11), saw action as a reserve at long snapper.
• At Indianapolis (10/18), served as the team's long snapper for all four of Joey Slye's made field goals, including the game-winning 49-yarder in the final stanza.
• Against Cleveland (10/25), played as a reserve at long snapper.

**2025 (17/0 - Tennessee):** Saw action in every game for the 13th time in his career and his fifth consecutive season for the Titans. Played in his 250th career regular season contest at Jacksonville (1/4), becoming the 64th NFL player all-time to do so. Selected as a team captain by his teammates.
• At Denver (9/7), executed all of his snaps as the long snapper, including on all four of Joey Slye's made field goals.
• Against L.A. Rams (9/14), served as the long snapper for Joey Slye's four field goals, including the second-longest in franchise history from 57 yards and Johnny Hekker's five punts that netted a 47.2 average.
• At Arizona (10/5), served as the team's long snapper, including for Joey Slye's first career game-winning field goal from 29 yards out as time expired in regulation.
• Against New Orleans (12/28), served as the team's long snapper, including for all four of Joey Slye's made field goals.
• At Jacksonville (1/4), saw action at long snapper in his 250th career regular season game.

**2024 (17/0 - Tennessee):** Appeared in every game of the season for the 12th time in his career and his fourth consecutive season for the Titans. Registered a career-best three special teams tackles. Helped Nick Folk post a 95.5 percent accuracy on field goals which led the NFL in 2024. Assisted Ryan Stonehouse in averaging 50.6 yards per punt which ranked third in the NFL in 2024. Led the team in special teams tackles once in 2024 (at MIA). Selected as a team captain by his teammates.
• At Miami (9/30), served as the team's long snapper and executed the snaps for Nick Folk's five field goals and two extra point makes. Led the team with a special teams stop on coverage units.
• At Buffalo (10/20), played as a reserve at long snapper and posted a special teams tackle.
• Against New England (11/3), executed all of his snaps, including for Nick Folk's 25-yard game-winning field goal in overtime.
• At Houston (11/24), executed all of his snaps, including for all three of Nick Folk's 50-plus yard field goals. Notched a special teams tackle on coverage units.
• Against Houston (1/5), played as a reserve at long snapper. Appeared in his 233rd career game, surpassing Hall of Famer Reggie White for the fourth-most NFL games played by a former University of Tennessee product.

**2023 (17/0 - Tennessee):** Appeared in all 17 games for the third consecutive season with the Titans and posted a special teams stop. Helped Nick Folk set a career-high with 96.7 percent accuracy on field goals which led the NFL in 2023. Assisted Ryan Stonehouse in averaging a league-high 53.1 yards per punt in 2023. Selected as a captain by his teammates. Played in his 200th career regular season game at New Orleans (9/10/23).
• At New Orleans (9/10), served as the team's long snapper in his 200th career regular season contest.
• Against L.A. Chargers (9/17), executed all of his snaps, including for Nick Folk's 41-yard game-winning field goal in overtime.
• At Pittsburgh (11/2), executed all of his snaps, including for Nick Folk's record-breaking 36-yard field goal in the first quarter which set a new NFL mark for the most consecutive field goals made under 40 yards (71).
• Against Carolina (11/26), executed all of his snaps, including for Nick Folk's 53-yard field goal just before halftime.
• Against Houston (12/17), saw action as a reserve at long snapper and tallied a special teams stop on coverage units.

**2022 (17/0 - Tennessee):** Named to his fifth career Pro Bowl after playing

in all 17 games as the long snapper. Collected a special teams stop.
• Against Indianapolis (10/23), executed all of his snaps, including on all four of Randy Bullock's field goals.
• At Houston (10/30), served as the team's long snapper appearing in his 200th combined regular season (189) and postseason (11) game.
• Against Houston (12/24), saw action as a reserve at long snapper and registered a special teams tackle on coverage units.

**2021 (17/0, 1/0 - Tennessee):** Saw action in all 17 games at long snapper in his first season with the Titans. Registered a special teams tackle. Played as a reserve in the postseason contest.
• Against Arizona (9/12), made his Titans debut handling snapping duties.
• At Seattle (9/19), served as the team's long snapper and produced the snap for Randy Bullock's game-winning 36-yard field goal in overtime.
• At Indianapolis (10/31), saw action as the team's long snapper and executed the snap for Randy Bullock's game-winning 44-yard field goal in overtime.
• Against New Orleans (11/14), saw action as a reserve at long snapper in his 175th career regular season contest.
• At New England (11/28), saw action at long snapper and collected a special teams tackle on coverage units.
• Against San Francisco (12/23), saw action as the team's long snapper and executed the snap for Randy Bullock's game-winning 44-yard field goal.
• Against Miami (1/2), served as the team's long snapper and executed the snaps for Randy Bullock's two field goals and four extra point makes.
• Against Cincinnati (1/22), played as a reserve at long snapper in his 11th career postseason contest.

**2020 (15/0, 2/0 - Baltimore):** Earned his fourth career Pro Bowl selection, helped Justin Tucker record his fifth consecutive season with at least 130 points, tying the NFL record of consecutive seasons with 130-plus points. Tucker connected on 26 of 29 field goals (89.7 percent) and was 52 of 53 on extra points (98.1 percent). Also snapped on all 51 of Sam Koch's 51 punts, who produced a 44.5 gross average and 42.5 net average. Koch was the NFL's only punter to place at least 20 punts (22) inside in the 20-yard line and have no more than one touchback.
• At Cleveland (12/14), snapped to holder Sam Koch on Justin Tucker's 55-yard game-winning field goal with two seconds remaining to give Baltimore a 45-42 lead in the victory.
• At Tennessee (1/10), snapped for Justin Tucker who drilled two of three field goals, including a 51-yarder to give Baltimore a 20-13 lead in the fourth quarter.

**2019 (16/0, 1/0 - Baltimore):** Selected to his third career Pro Bowl. Saw action in all 16 games and helped Justin Tucker record his fourth consecutive season scoring 141 points, connecting on 28 of 29 field goal attempts and 57 of 59 extra points. The Ravens produced the NFL's No. 1 scoring offense (33.2 ppg) and set a franchise record for points (531).
• Against Arizona (9/15), snapped for Justin Tucker to connect on all three field goal attempts, hitting from 33, 28 and 51 yards in the 23-17 win.
• At Pittsburgh (10/6), snapped for Justin Tucker, who kicked a 46-yard field goal in overtime to seal the Ravens' victory in the 26-23 win.
• Against Cincinnati (10/13), snapped for Justin Tucker, who booted a 40-yard field goal to become the fastest kicker in NFL history (118 games) to score 1,000 career points in the 23-17 victory.
• Against San Francisco (12/1), snapped for Justin Tucker, who nailed a 49-yard boot that marked his second game-winning field goal of the season.

**2018 (16/0, 1/0 - Baltimore):** Played in all 16 games and snapped on 65 punts, 36 extra points and 39 field goal attempts, helping the Ravens once again produce one of the NFL's top kicking units with Sam Koch and Justin Tucker. Also posted a special teams tackle.
• Against Buffalo (9/9), snapped on two made field goals from Justin Tucker and helped Sam Koch register five punts for 257 yards (51.4 gross avg.), including three punts inside the 20, in the 47-3 season-opening win.
• Against Denver (9/23), snapped on each of Justin Tucker's two 52-yard field goals in the 27-14 win, which gave Tucker six-career games with multiple 50-plus-yard field goals, the most in NFL history.
• At L.A. Chargers (12/22), snapped on three made field goals, including a season-long-tying 56-yarder from Justin Tucker. Recorded a special teams tackle in the victory.

**2017 (16/0 - Baltimore):** Appeared in all 16 games. Snapped on punts and kicks, helping Sam Koch place a franchise-record and NFL-best 40 punts inside the 20-yard line and Justin Tucker make 34 of 37 field goals (91.9 percent), tying his franchise record of 141 points.
• At Cincinnati (9/10), snapped on two made field goals from Justin Tucker and helped Sam Koch register six punts for 250 yards (41.3 gross avg), including two punts inside the 20-yard line, in the 20-0 season-opening victory.
• Against Chicago (10/15), handled snapping duties, helping Justin Tucker connect on three field goals and Sam Koch boot seven punts for 386 yards (55.0 avg.).
• At Minnesota (10/22), snapped on three made field goals, including a season-long 57-yarder from Justin Tucker. Added a special teams tackle on coverage.
• At Green Bay (11/19), served as the long snapper and helped Sam Koch place five of seven punts inside the 20, in a shutout victory.
• At Cleveland (12/17), handled snapping duties, helping Sam Koch place four punts inside the 20-yard line, including three punts inside the five-yard line.

**2016 (16/0 - Baltimore):** Earned his second straight Pro Bowl nod after handling all snapping duties and helping Justin Tucker score a franchise-record 141 points by connecting on 37 of 38 field goal attempts (lone miss was a block), including 10 of 10 from 50-plus yards. Helped Tucker earn a second Pro Bowl invitation and become a unanimous first-team All-Pro selection.
• Against Cincinnati (11/27), snapped on four made field goals from Justin Tucker, who became the first kicker in NFL history to make three field goals of 50-plus yards in the first half of a game.
• Against Philadelphia (12/18), appeared in his 100th career game.

**2015 (16/0 - Baltimore):** Named to his first career Pro Bowl after snapping on 74 punts, 29 extra points and 40 field goal attempts. Helped Sam Koch earn first career Pro Bowl invite with 46.7 gross and 42.9 net averages.
• At Miami (12/6), snapped on two field goals and an extra point from Justin Tucker, who became the fastest kicker in NFL history to reach the 500-point milestone (60 games).

**2014 (7/0 - Baltimore):** Saw action in the first seven games of the season, snapping on 21 punts, extra points and 18 field goal attempts, before being placed on injured reserve on Oct. 20.
• Against Atlanta (10/19), snapped on punts, field goal attempts and extra points before leaving the game with a knee injury in the 29-7 victory.

**2013 (16/0 - Baltimore):** Played in all 16 games for the third consecutive season and snapped on 91 punts, 41 field goal attempts and 26 extra points. Tied a career high with two special teams stops.
• At Detroit (12/16), snapped on a franchise-record six made field goals, including a franchise record 61-yard game-winner by Justin Tucker, in the 18-16 victory.

**2012 (16/0, 4/0 - Baltimore):** Saw action in all 16 games at long snapper and tied a career-high with two special teams tackles while snapping on 83 punts, 42 extra points and 33 field goal attempts. Played in all four postseason games, snapping on 16 extra points, 22 punts and four field goal attempts in the Ravens' Super Bowl XLVII title run.
• Against Oakland (11/11), snapped on a franchise-record amount of extra points, punts and field goal attempts, and was a part of the successful fake field goal attempt that Sam Koch ran in for a touchdown in the 55-20 win.

**2011 (16/0, 2/0 - Baltimore):** Saw action in all 16 games for the first time in his career and snapped on 73 punts, 40 extra point attempts and 39 field goal attempts. Appeared as a reserve in both postseason contests.
• Against Pittsburgh (9/11), snapped on punts, field goal attempts and extra points, including a fake punt Sam Koch ran in for a two-point conversion.

**2010 (15/0 - Baltimore):** Saw action in 15 games and posted two special teams tackles before being placed on injured reserve on Dec. 29 missing the final regular season game.
• At N.Y. Jets (9/13), snapped on six punts and a field goal attempt in his NFL debut.
• At Cleveland (12/26), snapped on three punts, both extra point attempts and two field goal attempts after significantly injuring his knee in the second quarter.

## COLLEGE:

• Played 39 games in three seasons as the primary long snapper at Tennessee.
• As a senior (2009), handled long snapper duties on punts, extra points and field goals, the third consecutive year in which he served that role. Often led the charge down field on punts and finished the season with three tackles.
• As a junior (2008), saw action in 12 games. Served as Tennessee's deep snapper for all punts and placements for the second year in a row. Contributed four tackles on special teams, tying for seventh in that category.
• As a sophomore (2007), saw action as the deep snapper in all 14 games and helped placekicker Daniel Lincoln to All-America status and consensus Freshman All-SEC honors.
• As a redshirt freshman (2006), was a squad member.
• As a true freshman (2005), redshirted.
• Graduated with a degree in accounting from Tennessee.

## PERSONAL:

• Attended Evangelical Christian (Memphis, Tenn.) High School, helping guide the Eagles to a state championship appearance as a senior and the semifinal game as a junior.

• As a senior, played center and long snapper earning All-State honorable mention and the Memphis Commercial Appeal Best of Preps Award.
• Began his role as the long snapper during his junior season of high school.
• Played on the defensive and offensive lines as a freshman and sophomore.
• Follow Cox on X and Instagram at @morgancox46.
• Born Morgan Cox on April 26, 1986 in Collierville, Tenn.

## MORGAN COX'S NFL REGULAR SEASON STATISTICS

| DATE | TEAM | GP |
|---|---|---|
| 2010 | Ravens | 15 |
| 2011 | Ravens | 16 |
| 2012 | Ravens | 16 |
| 2013 | Ravens | 16 |
| 2014 | Ravens | 7 |
| 2015 | Ravens | 16 |
| 2016 | Ravens | 16 |
| 2017 | Ravens | 16 |
| 2018 | Ravens | 16 |
| 2019 | Ravens | 16 |
| 2020 | Ravens | 15 |
| 2021 | Titans | 17 |
| 2022 | Titans | 17 |
| 2023 | Titans | 17 |
| 2024 | Titans | 17 |
| 2025 | Titans | 17 |
| 2026 | Titans | 7 |
| NFL TOTALS | | 257 |

## MORGAN COX'S NFL POSTSEASON STATISTICS

| DATE | TEAM | GP |
|---|---|---|
| 2011 | Ravens | 2 |
| 2012 | Ravens | 4 |
| 2018 | Ravens | 1 |
| 2019 | Ravens | 1 |
| 2020 | Ravens | 2 |
| 2021 | Titans | 1 |
| NFL TOTALS | | 11 |

# BRANDON CRENSHAW-DICKSON

**TACKLE ★ 6'7" ★ 316 LBS**

**COLLEGE:** FLORIDA ★ **HOMETOWN:** INGLEWOOD, CALIF.
**NFL EXPERIENCE (NFL/TITANS):** 2/2 ★ **ACQUIRED:** FA-'25
**GAMES PLAYED/GAMES STARTED:** 4/1(Playoffs: 0/0)

**78**

**PRO:** The Titans signed Brandon Crenshaw-Dickson as a rookie free agent following the 2025 NFL Draft. The 6-foot-7-inch, 316-pound offensive tackle played in four games with a start as a rookie with the Titans in 2025. Crenshaw-Dickson played in 50 career collegiate games with 46 starts for San Diego State (2019-23) and Florida (2024). He has experience lining up at both left and right tackle.

## TITANS TIDBITS:

• Crenshaw-Dickson fancied himself as a drummer growing up. He took drum lessons as a 10-year old and played for a few years before focusing on football and other outdoor activities.

## CAREER TRANSACTIONS:

• The Inglewood, Calif., native was signed by the Titans as a rookie free agent on May 9, 2025.
• Waived by the Titans on Sept. 13, 2025 and signed to the team's practice squad two days later.
• Signed by the Titans to their active roster from the practice squad on Sept. 27, 2025.

## SEASON RECAPS:

**2026 (0/0):**
• Against N.Y. Jets (9/13), was inactive.
• Against Philadelphia (9/20), was inactive.
• At N.Y. Giants (9/27), was inactive.
• At Baltimore (10/4), was inactive.
• Against Houston (10/11), was inactive.
• At Indianapolis (10/18), was inactive.
• Against Cleveland (10/25), was inactive.

**2025 (4/1):** Played in four games with a start as an extra tight end as a rookie. Was inactive for 10 contests. Did not play in another contest. Spent one game on the practice squad and one contest off the roster. Made his NFL debut at Houston (9/28).
• At Houston (9/28), played as a reserve on special teams in his first career NFL contest.
• At Arizona (10/5), made his first career NFL start as an extra tight end in a jumbo package.
• At Cleveland (12/7), saw action as a reserve on special teams and played one snap at left tackle.
• At San Francisco (12/14), played as a reserve as an extra tackle.

## COLLEGE:

• Crenshaw-Dickson spent the first four seasons (2019-23) of his college career at San Diego State where he played in 38 games with 35 starts (18 at right tackle, 17 at left tackle). He transferred to Florida for his final season in 2024 where he appeared in all 12 games and logged 11 starts at right tackle.
• As a graduate (2024), transferred to Florida and appeared in all 12 games with 11 starts at right tackle. Logged 685 offensive snaps with a pass block grade of 81.1 and an offense grade of 71.6 according to Pro Football Focus.
• As a senior (2023), played in the final 10 contests with nine starts - four at right tackle and five at left tackle.
• As a junior (2022), saw action in all 13 games with 12 starts at left tackle for the Aztecs.
• As a sophomore (2021), started all 14 games at right tackle for the Aztecs. Played 932 of the team's 967 offensive snaps, the second most on the team. According to Pro Football Focus, allowed just one sack in 403 passing chances. Made his first career start in the opener against New Mexico State.
• As a redshirt freshman (2020), played as a reserve in only one game at Utah State. Was on the travel roster the entire season.
• As a true freshman (2019), redshirted at San Diego State. Was named the Aztecs Offensive Scout Player of the Year.
• Earned a bachelor's degree in interdisciplinary studies from San Diego State.

## PERSONAL:

• Attended Narbonne (Harbor City, Calif.) High School where he was a three-star recruit by ESPN and 247sports, and a two-star prospect by Rivals.
• As a senior (2018), helped lead the Gauchos to a 10-4 record and finished the season with 12 pancake blocks in 2018.
• Also participated in basketball.
• Son of Monica Dickson. Has two brothers - Bryson and Malik.
• Crenshaw-Dickson's grandfather, Julius Dickson, served in the United States Air Force.
• Enjoys fishing and hunting.
• Follow Crenshaw-Dickson on X at @Brandon_CD56 and Instagram at @Brandon.C_61.
• Born Brandon Crenshaw-Dickson on Feb. 22, 2001 in Torrance, Calif.

**BRANDON CRENSHAW-DICKSON'S NFL REGULAR SEASON STATISTICS**

| DATE | TEAM | GP | GS |
|---|---|---|---|
| 2025 | Titans | 4 | 1 |
| 2026 | Titans | 0 | 0 |
| NFL TOTALS | | 4 | 1 |

# GARRETT DELLINGER

**GUARD ★ 6'5" ★ 320 LBS**

**COLLEGE:** LOUISIANA STATE ★ **HOMETOWN:** CLARKSTON, MICH.
**NFL EXPERIENCE (NFL/TITANS):** 1/1 ★ **ACQUIRED:** W (CLE)-'25
**GAMES PLAYED/GAMES STARTED:** 5/0(Playoffs: 0/0)

**71**

**PRO:** The Titans claimed Garrett Dellinger off waivers from the Cleveland Browns with three games remaining in the 2025 campaign. The 6-foot-5-inch, 320-pound offensive lineman saw action as a reserve in one game with the Browns prior to joining the Titans. The Louisiana State product was originally selected by the Baltimore Ravens in the seventh round of the 2025 NFL Draft and spent training camp with the club before joining the Browns' practice squad.

## TITANS TIDBITS:

• The fifth of six children, Dellinger comes from a family of college athletes. His father, Matt, played basketball at Cleveland State and his mother, Stephanie, was the 1992 Gatorade Basketball Player of the Year in Maryland and played basketball at Towson State. His brother, Matthew, was an All-MAC linebacker at Kent State, his sister, Taylor, played volleyball at Western Kentucky and Oakland, and his younger brother, Cole, is currently an offensive lineman at Michigan State.
• Dellinger's father works for the Department of Defense and served in the military, including deployments in Afghanistan, Africa and Iraq. Garrett's brother, Matthew, was a Navy SEAL for four years. His oldest sister, Stephanie (Matthew's twin), joined the National Guard before becoming an officer in the Army. His older brother, Cody, also served in the Army and Ohio National Guard.

## CAREER TRANSACTIONS:

• The Clarkston, Mich., native was selected by the Baltimore Ravens in the seventh round (243rd overall) of the 2025 NFL Draft.
• Waived by the Ravens on Aug. 26, 2025.
• Signed by the Cleveland Browns to their practice squad on Aug. 28, 2025.
• Signed by the Browns to the active roster from the practice squad on Dec. 13, 2025.
• Waived by the Browns on Dec. 15, 2025.
• Claimed off waivers by the Titans on Dec. 16, 2025.
• Waived by the Titans on Sept. 11, 2026 and signed to the team's practice squad four days later.
• Signed by the Titans to the active roster from the practice squad on Sept. 29, 2026.

## SEASON RECAPS:

**2026 (4/0 - Tennessee):**
• At Baltimore (10/4), made his Titans debut as a reserve on special teams.
• Against Houston (10/11), saw action as a reserve on special teams.
• At Indianapolis (10/18), played as a reserve on special teams.
• Against Cleveland (10/25), saw action as a reserve on special teams.

**2025 (1/0 - Cleveland; 0/0 - Tennessee):** Was inactive for the final three games of the season with the Titans after being claimed off waivers on Dec. 16. Saw action as a reserve in one contest with the Browns. Spent the first 13 games of the season on the Browns' practice squad.
• At Chicago (12/14), made his NFL debut as a reserve at right guard.

## COLLEGE:

• Played in 41 games with 30 starts during his four-year career (2021-24) at Louisiana State. Was a versatile offensive lineman who started at three different positions throughout his career with the Tigers. His career starts came at left guard (26), left tackle (3) and center (1).
• As a senior (2024), started all seven games in which he appeared at left guard. Missed the final four games of the regular season with an injury. Played a total of 461 offensive snaps and LSU finished 5-2 with him in the starting lineup.
• As a junior (2023), started all 13 games at left guard for the Tigers, appearing in a career-high 797 offensive snaps. Didn't miss a snap in LSU's eight SEC contests and was a part of an offensive front that helped Jayden Daniels and the Tigers' offense lead the nation in points (45.5) and yards (543.5) per game.
• As a sophomore (2022), appeared in nine games with six starts at center and left guard. Played a total of 397 offensive snaps for the Tigers. Missed five games due to an injury.
• As a true freshman (2021), played in 12 games with four starts, including starts in the final three games of the regular season. Started three games at left tackle and played in 353 offensive snaps.
• Graduated with a degree in sports administration from Louisiana State.

## PERSONAL:

• Attended Clarkston (Mich.) High School, where he was a four-year starter on the football team. Started as left tackle as a junior and senior, right tackle as a sophomore and right guard as a freshman on Clarkston's state championship team in 2017.
• Named an Under Armour All-American and was twice named to the All-Oakland Activities Association team.
• Rated as a four-star offensive tackle by ESPN and the 31st-ranked player nationally. Named the nation's No. 6 offensive tackle recruit and the second-best prospect from the state of Michigan.
• Follow Dellinger on Instagram at @garrett_dellinger32 and on X at @GDellinger2021.
• Born Garrett Dellinger on Feb. 18, 2002 in Towson, Md.

**GARRETT DELLINGER'S NFL REGULAR SEASON STATISTICS**

| DATE | TEAM | GP | GS |
|---|---|---|---|
| 2025 | Browns | 1 | 0 |
| | | | Went from **Cleveland** to **Tennessee**. |
| 2025 | Titans | 0 | 0 |
| 2025 | TOTAL | 1 | 0 |
| 2026 | Titans | 4 | 0 |
| **NFL TOTALS** | | **5** | **0** |

## 2026 GAME-BY-GAME REGULAR-SEASON STATISTICS (TITANS)

| DATE | OPPONENT | P/S | | W/L | SCORE |
|---|---|---|---|---|---|
| 09/20 | Eagles | | PRACTICE SQUAD | L | 20-24 |
| 09/27 | at Giants | | PRACTICE SQUAD | L | 7-12 |
| 10/04 | at Ravens | P | | L | 18-24 |
| 10/11 | Texans | P | | L | 3-26 |
| 10/18 | at Colts | P | | W | 26-20 |
| 10/25 | Browns | P | | L | 24-27 |
| **2026 TOTALS** | | **4-0** | | **1-5** | |

# CHIMERE DIKE

**WIDE RECEIVER ★ 6'1" ★ 196 LBS**

**COLLEGE:** FLORIDA ★ **HOMETOWN:** WAUKESHA, WIS.
**NFL EXPERIENCE (NFL/TITANS):** 2/2 ★ **ACQUIRED:** D4A-'25
**GAMES PLAYED/GAMES STARTED:** 24/11(Playoffs: 0/0)

17

PRO BOWL 2025 | AP 1ST TEAM 2025

## CAREER HIGHLIGHTS

• As a rookie, Dike was named Associated Press first-team All-Pro punt returner and selected as a starting return specialist in his first career Pro Bowl after leading the NFL with an all-time NFL rookie record 2,427 all-purpose yards. His all-purpose yards total ranked third in franchise history for a season behind Derrick Mason's 2,690 all-purpose yards in 2000 and Chris Johnson's 2,509 yards in 2009.

**PRO:** The Titans selected Chimere Dike in the fourth round (103rd overall) of the 2025 NFL Draft. The 6-foot-1-inch, 196-pounder is a fast, efficient receiver with a versatile skill set that allows him to move around the field. As a rookie, Dike established himself as a premier return specialist and proven wide receiver playing in all 17 games and setting an NFL all-time rookie record in all-purpose yards while being named first-team Associated Press All-Pro and to the Pro Bowl. Prior to the NFL, the Waukesha, Wisc., native played four seasons (2020-2023) at Wisconsin before transferring to Florida for his final season (2024) where he led the team in receptions and ranked second in receiving yards.

## TITANS TIDBITS:

• Dike has traveled to Nigeria twice to experience his father's culture.
• Dike lost his good friend, Kai Lermer, who died in 2019 of an undiagnosed heart condition in high school. Dike has made it a passion of his to support the Kai Lermer Memorial Fund and the Kai 11 Bill. The bill, which passed in 2022, allows for parents of student-athletes to receive information about sudden cardiac arrest and the Wisconsin Interscholastic Athletic Association now offers parents the option to let their child receive an EKG test prior to being approved to play any sport. The fund has also donated automated external defibrillator (AED) to churches and held CPR trainings.

## CAREER TRANSACTIONS:

• The Waukesha, Wisc. native was selected by the Titans in the fourth round (103rd overall) of the 2025 NFL Draft.

## SEASON RECAPS:

**2026 (7/1):**
• Against N.Y. Jets (9/13), saw action as a reserve at wide receiver and as a return specialist. Hauled in one catch for seven yards. Returned three kickoffs for 62 yards and one punt for minus-five yards.
• Against Philadelphia (9/20), brought back four kickoffs for 101 yards and one punt for nine yards.
• At N.Y. Giants (9/27), returned two kickoffs for 54 yards and four punts for 38 yards as a return specialist. Snared one reception for three yards.
• At Baltimore (10/4), started at wide receiver and caught one pass for 15 yards. Returned four kickoffs for 126 yards and two punts for 15 yards.
• Against Houston (10/11), played as a reserve at wide receiver and snared three receptions for 28 yards. Returned six kickoffs for 147 yards.
• At Indianapolis (10/18), saw action as a reserve at wide receiver and as a return specialist. Returned a punt 58 yards and five kickoffs for 118 yards. Kickstarted the Titans' game-tying touchdown drive with a 58-yard punt return on the first play of the fourth quarter.
• Against Cleveland (10/25), returned two kickoffs for 61 yards and one punt for 14 yards.

**2025 (17/10):** Named Associated Press first-team All-Pro punt returner. Selected as a starter in his first career Pro Bowl. Played in all 17 games with 10 starts at wide receiver as a rookie. Led the NFL with an all-time NFL rookie record 2,427 all-purpose yards. His all-purpose yards total ranked third in franchise history for a season behind Derrick Mason's 2,690 all-purpose yards in 2000 and Chris Johnson's 2,509 yards in 2009. Logged the sixth season in franchise history with 2,000 all-purpose yards. With a league-high 1,588 kickoff return yards in 2025, he moved past Marc Mariani (1,530 in 2010) to set the record for the highest single-season total in franchise history. Broke the franchise record with a 17.3 single-season punt return average. Led the Titans with six total touchdowns in 2025. Tied for the team lead with four receiving touchdowns. Ranked second on the team with 48 receptions and third on the squad with 423 receiving yards. Returned 62 kickoffs for 1,588 yards and 23 punts for 398 yards with two touchdowns. Rushed 11 times for 18 yards. With his 33-yard kickoff return in the second quarter against New Orleans (12/28), he set the NFL rookie record for all-purpose yards in a season, moving past Tim Brown (2,317 with L.A. Raiders in 1988) for the mark. Named AFC Special Teams Player of the Week for his performance in Week 5 at Arizona (10/5). Led or tied for the team lead in receiving yards three times in 2025 (vs. NE, at IND, vs. NO). Led or tied for the team lead in receptions four times in 2025 (at IND, at CLE, at SF, vs. NO). Made his NFL debut at Denver (9/7).
• At Denver (9/7), played as a reserve at wide receiver and as a return specialist in his first career NFL contest. Returned four kickoffs for 144 yards and one punt for 12 yards. Carried the ball once for nine yards. Set up the Titans' field goal just before the half with a 71-yard kickoff return late in the second quarter. His 71-yard kickoff return was the longest by a Titans rookie since Oct. 10, 2010. His 144 kickoff return yards was the highest single-game total for a Titans player since Dec. 27, 2020.
• At Houston (9/28), started at wide receiver. Returned six kickoffs for 141 yards. Became the NFL's first rookie since Chad Morton of the New Orleans Saints in 2000 with at least four kickoff returns in each of the first four games of his rookie season.
• At Arizona (10/5), started at wide receiver and hauled in two receptions for 17 yards. Named AFC Special Teams Player of the Week after returning three punts for 33 yards and four kickoffs for 136 yards. Kickstarted the Titans' second scoring drive with a 65-yard kickoff return in the second quarter.
• Against New England (10/19), saw action as a reserve at wide receiver and led the team with 70 receiving yards on four catches, including his first career touchdown reception. Returned three kickoffs for 84 yards and one punt for 15 yards. Gave the Titans a 10-3 advantage with a 38-yard touchdown grab in the opening stanza.
• Against L.A. Chargers (11/2), started at wide receiver and collected one reception for five yards. Returned three punts for 98 yards with his first career punt return for a touchdown. Brought back four kickoffs for 117 yards. Gave the Titans a 14-7 advantage by returning a punt 67 yards for a score late in the first quarter. It was the team's first punt return touchdown since Darius Reynaud had two in 2012. Became the first Titans rookie in the team's "Titans era" to log multiple games with at least 200 all-purpose yards.
• Against Seattle (11/23), started at wide receiver and hauled in five receptions for 44 yards with a touchdown. Registered a 90-yard punt return for a touchdown and returned five kickoffs for 98 yards. Became the first Titans player to return two punts for touchdowns in a season since 2012. Returned a punt 90 yards for a touchdown in the third quarter and in doing so, tied Pacman Jones' record for the longest punt return in franchise history. Cut the Seahawks' lead to 30-24 with a one-yard touchdown grab late in the final stanza.
• At Cleveland (12/7), saw action as a reserve at wide receiver and snared a team-best five receptions for 24 yards with a touchdown. Returned one kickoff for 41 yards and one punt for minus-two yards. Established a new franchise rookie record, surpassing Jerry LeVias' 1,946 all-purpose yards as a rookie in 1969. Increased the Titans lead to 28-17 with a five-yard touchdown grab on third-and-five in the fourth quarter.
• Against Kansas City (12/21), started at wide receiver and recorded three receptions for 40 yards with a touchdown. Returned five kickoffs for 122 yards and three punts for 23 yards. Moved past Marc Mariani (1,530 in

2010) for the single-season franchise record for most kickoff return yards. Increased the Titans' lead to 16-6 with a one-yard touchdown grab in the third stanza.
• Against New Orleans (12/28), started at wide receiver and tied for the team lead with four catches and 55 receiving yards. Rushed once for seven yards. Returned a kickoff for 33 yards and a punt for seven yards. On his 33-yard kickoff return in the second quarter, he set the NFL rookie record for all-purpose yards in a season, moving past Tim Brown (2,317 with L.A. Raiders in 1988) for the mark. Set up the Titans' second field goal with a 38-yard grab on third-and-two in the first quarter. Drew a 50-yard pass interference penalty at the Saints' seven-yard line which led to the Titans' second touchdown just before halftime.

## COLLEGE:

• Dike began his career at Wisconsin where he spent four seasons before transferring to Florida for his final season. In five seasons (2020-24), he appeared in 57 games with 42 starts and tallied 139 receptions for 2,261 yards and 11 touchdowns. Also rushed 14 times for 99 yards and one touchdown. Additionally, he recorded 26 punt returns for 300 yards and 20 kickoff returns for 472 yards. Dike was named a team captain of the Gators during his first and only season with the team.
• As a graduate (2024), played in all 13 games with 11 starts for the Florida Gators. Led the team in catches (42), and ranked second with a career-high in receiving yards (783) and touchdown catches (two). Returned 14 punts for 187 yards with a long of 35 yards and also downed two punts on the opponent's one-yard and three-yard line. One of 23 players in the FBS to own four punt returns of 20-plus yards.
• At Tennessee (10/12), led the team in receiving yards with 76 on four catches with the game-tying 27-yard touchdown reception from DJ Lagway with 34 seconds left in the game. Set up the game-tying score with a 27-yard punt return.
• As a senior (2023), started in 11 games at Wisconsin and finished with 19 receptions for 328 yards and one touchdown. Totaled 12 punt returns for 108 yards and 11 kickoff returns for 249 yards. Transferred to Florida after the season.
• As a junior (2022), started all 13 games for the Badgers. Led the team with 47 catches, 689 receiving yards and six touchdown catches. His six scores tied for seventh in the Big Ten and were the most for a Badger wide receiver since Quintez Cephus in 2019. His 14.8 yards per catch ranked fourth in the Big Ten among players with at least 40 catches.
• At Northwestern (10/8), had 10 catches for 185 yards and three touchdowns to become the first Wisconsin wide receiver to catch three touchdowns and go for 185-plus yards since Lee Evans in 2003.
• As a sophmore (2021), played in 13 games with one start for Wisconsin. Ranked fourth on the team in both receptions (19) and receiving yards (272).
• As a freshman (2020), appeared in seven games with six starts as a freshman at Wisconsin. Tallied 12 catches for 189 yards and a touchdown. Also recorded six carries for 48 yards.
• Graduated with a degree in communications from Wisconsin in December 2023.

## PERSONAL:

• Attended Waukesha North (Wisc.) High School. Was rated a three-star recruit by 247Sports, ESPN and Rivals. Recorded 206 receptions for 3,033 yards and 27 touchdowns.
• Two-time all-state selection at wide receiver and honorable mention selection as a safety. Named the Al Toon Award winner as Wisconsin's top senior wide receiver in 2019. Also named a two-time first team Classic 8 all-conference selection.
• As a senior (2019), scored 14 total touchdowns his senior year. Caught 59 passes for 962 yards while also rushing for 318 yards.
Also totaled 93 tackles, two forced fumbles and two interceptions.
• Also competed in basketball, baseball and track. Earned all-conference honors in both basketball and baseball. Earned four medals at the 2019 WIAA Division I state track and field championship.
• Follow Dike on X at @chimdk11 and on Instagram at @chimere_dike
• Son of Mary and Uche Dike. Has two sisters, Amara and Alexa.
• Born Chimere Dike on Dec. 14, 2001 in Waukesha, Wisc.

### CHIMERE DIKE'S NFL REGULAR SEASON RUSHING/RECEIVING STATISTICS

| | | | | RECEIVING | | | | | RUSHING | | | | |
|---|---|---|---|---|---|---|---|---|---|---|---|---|---|
| DATE | TEAM | GP | GS | NO. | YDS. | AVG. | LG | TD | NO. | YDS. | AVG. | LG | TD |
| 2025 | Titans | 17 | 10 | 48 | 423 | 8.8 | 38t | 4 | 11 | 18 | 1.6 | 9 | 0 |
| 2026 | Titans | 7 | 1 | 6 | 53 | 8.8 | 15 | 0 | 0 | 0 | 0.0 | 0 | 0 |
| NFL TOTALS | | 24 | 11 | 54 | 476 | 8.8 | 38T | 4 | 11 | 18 | 1.6 | 9 | 0 |

### CHIMERE DIKE'S NFL REGULAR SEASON RETURN STATISTICS

| | | KICKOFF RETURNS | | | | | PUNT RETURNS | | | | | |
|---|---|---|---|---|---|---|---|---|---|---|---|---|
| DATE | TEAM | RET. | YDS. | AVG. | LG | TD | NO. | FC | YDS. | AVG. | LG | TD |
| 2025 | Titans | 62 | 1,588 | 25.6 | 71 | 0 | 23 | 25 | 398 | 17.3 | 90t | 2 |
| 2026 | Titans | 26 | 669 | 25.7 | 40 | 0 | 10 | 5 | 129 | 12.9 | 58 | 0 |
| NFL TOTALS | | 88 | 2,257 | 25.6 | 71 | 0 | 33 | 30 | 527 | 16.0 | 90T | 2 |

## SINGLE-GAME HIGHS: RUSHING/RECEIVING

| | |
|---|---|
| **Rush Attempts** | 2 (2 times, last vs. Indianapolis Colts, Sep 21, 2025) |
| **Rushing Yards** | 9 (2 times, last vs. Los Angeles Rams, Sep 14, 2025) |
| **Longest Runs** | 9 (at Denver Broncos, Sep 07, 2025) |
| **Receptions** | 7 (at Indianapolis Colts, Oct 26, 2025) |
| **Receiving Yards** | 93 (at Indianapolis Colts, Oct 26, 2025) |
| **Receiving Average** | 17.5 (vs. New England Patriots, Oct 19, 2025) |
| **Longest Receptions** | 38 (2 times, last vs. New Orleans Saints, Dec 28, 2025) |
| **Receiving TDs** | 1 (4 times, last vs. Kansas City Chiefs, Dec 21, 2025) |
| **All-Purpose Yards** | 269 (at Indianapolis Colts, Oct 26, 2025) |
| **Kickoff Returns** | 7 (at Indianapolis Colts, Oct 26, 2025) |
| **Kickoff Return Yards** | 175 (at Indianapolis Colts, Oct 26, 2025) |
| **Longest Kickoff Return** | 71 (at Denver Broncos, Sep 07, 2025) |
| **Fair Catches** | 4 (at Las Vegas Raiders, Oct 12, 2025) |
| **Punt Return Yards** | 98 (vs. Los Angeles Chargers, Nov 02, 2025) |
| **Longest Punt Return** | 90 (vs. Seattle Seahawks, Nov 23, 2025) |
| **Punt Returns** | 5 (vs. Jacksonville Jaguars, Nov 30, 2025) |
| **Punt Return TDs** | 1 (2 times, last vs. Seattle Seahawks, Nov 23, 2025) |
| **Punt Return Average** | 32.7 (vs. Los Angeles Chargers, Nov 02, 2025) |
| **Kickoff Return Average** | 36.0 (at Denver Broncos, Sep 07, 2025) |
| **Most TDs** | 2 (vs. Seattle Seahawks, Nov 23, 2025) |
| **Scrimmage Yards** | 94 (at Indianapolis Colts, Oct 26, 2025) |

## 2025 GAME-BY-GAME REGULAR-SEASON STATISTICS (TITANS)

| | | | RECEIVING | | | | | RUSHING | | | | | | |
|---|---|---|---|---|---|---|---|---|---|---|---|---|---|---|
| DATE | OPPONENT | P/S | NO. | YDS. | AVG. | LG | TD | NO. | YDS. | AVG. | LG | TD | W/L | SCORE |
| 09/07 | at Broncos | P | 0 | 0 | 0.0 | 0 | 0 | 1 | 9 | 9.0 | 9 | 0 | L | 12-20 |
| 09/14 | Rams | P | 2 | -1 | -0.5 | 0 | 0 | 2 | 9 | 4.5 | 5 | 0 | L | 19-33 |
| 09/21 | Colts | S | 3 | 2 | 0.7 | 8 | 0 | 2 | 3 | 1.5 | 2 | 0 | L | 20-41 |
| 09/28 | at Texans | S | 0 | 0 | 0.0 | 0 | 0 | 1 | -4 | -4.0 | -4 | 0 | L | 0-26 |
| 10/05 | at Cardinals | S | 2 | 17 | 8.5 | 11 | 0 | 0 | 0 | 0.0 | 0 | 0 | W | 22-21 |
| 10/12 | at Raiders | P | 2 | 8 | 4.0 | 8 | 0 | 0 | 0 | 0.0 | 0 | 0 | L | 10-20 |
| 10/19 | Patriots | P | 4 | 70 | 17.5 | 38t | 1 | 1 | -1 | -1.0 | -1 | 0 | L | 13-31 |
| 10/26 | at Colts | S | 7 | 93 | 13.3 | 21 | 0 | 1 | 1 | 1.0 | 1 | 0 | L | 14-38 |
| 11/02 | Chargers | S | 1 | 5 | 5.0 | 5 | 0 | 0 | 0 | 0.0 | 0 | 0 | L | 20-27 |
| 11/16 | Texans | S | 2 | 14 | 7.0 | 9 | 0 | 0 | 0 | 0.0 | 0 | 0 | L | 13-16 |
| 11/23 | Seahawks | S | 5 | 44 | 8.8 | 25 | 1 | 0 | 0 | 0.0 | 0 | 0 | L | 24-30 |
| 11/30 | Jaguars | P | 1 | 8 | 8.0 | 8 | 0 | 1 | 1 | 1.0 | 1 | 0 | L | 3-25 |
| 12/07 | at Browns | P | 5 | 24 | 4.8 | 19 | 1 | 0 | 0 | 0.0 | 0 | 0 | W | 31-29 |
| 12/14 | at 49ers | P | 4 | 17 | 4.3 | 8 | 0 | 1 | -7 | -7.0 | -7 | 0 | L | 24-37 |
| 12/21 | Chiefs | S | 3 | 40 | 13.3 | 30 | 1 | 0 | 0 | 0.0 | 0 | 0 | W | 26-9 |
| 12/28 | Saints | S | 4 | 55 | 13.8 | 38 | 0 | 1 | 7 | 7.0 | 7 | 0 | L | 26-34 |
| 01/04 | at Jaguars | S | 3 | 27 | 9.0 | 21 | 0 | 0 | 0 | 0.0 | 0 | 0 | L | 7-41 |
| **2025 TOTALS** | | **17-10** | **48** | **423** | **8.8** | **38T** | **4** | **11** | **18** | **1.6** | **9** | **0** | **3-14** | |

## 2026 GAME-BY-GAME REGULAR-SEASON STATISTICS (TITANS)

| | | | RECEIVING | | | | | RUSHING | | | | | | |
|---|---|---|---|---|---|---|---|---|---|---|---|---|---|---|
| DATE | OPPONENT | P/S | NO. | YDS. | AVG. | LG | TD | NO. | YDS. | AVG. | LG | TD | W/L | SCORE |
| 09/13 | Jets | P | 1 | 7 | 7.0 | 7 | 0 | 0 | 0 | 0.0 | 0 | 0 | L | 10-23 |
| 09/20 | Eagles | P | 0 | 0 | 0.0 | 0 | 0 | 0 | 0 | 0.0 | 0 | 0 | L | 20-24 |
| 09/27 | at Giants | P | 1 | 3 | 3.0 | 3 | 0 | 0 | 0 | 0.0 | 0 | 0 | L | 7-12 |
| 10/04 | at Ravens | S | 1 | 15 | 15.0 | 15 | 0 | 0 | 0 | 0.0 | 0 | 0 | L | 18-24 |
| 10/11 | Texans | P | 3 | 28 | 9.3 | 13 | 0 | 0 | 0 | 0.0 | 0 | 0 | L | 3-26 |
| 10/18 | at Colts | P | 0 | 0 | 0.0 | 0 | 0 | 0 | 0 | 0.0 | 0 | 0 | W | 26-20 |
| 10/25 | Browns | P | 0 | 0 | 0.0 | 0 | 0 | 0 | 0 | 0.0 | 0 | 0 | L | 24-27 |
| **2026 TOTALS** | | **7-1** | **6** | **53** | **8.8** | **15** | **0** | **0** | **0** | **0.0** | **0** | **0** | **1-6** | |

## 2025 GAME-BY-GAME REGULAR-SEASON STATISTICS (TITANS)

| | | | KICKOFF RETURNS | | | | | PUNT RETURNS | | | | | | | |
|---|---|---|---|---|---|---|---|---|---|---|---|---|---|---|---|
| DATE | OPPONENT | P/S | RET | YDS | AVG | LG | TD | NO | FC | YDS | AVG | LG | TD | W/L | SCORE |
| 09/07 | at Broncos | P | 4 | 144 | 36.0 | 71 | 0 | 1 | 2 | 12 | 12.0 | 12 | 0 | L | 12-20 |
| 09/14 | Rams | P | 5 | 83 | 16.6 | 21 | 0 | 2 | 0 | 37 | 18.5 | 21 | 0 | L | 19-33 |
| 09/21 | Colts | S | 6 | 162 | 27.0 | 35 | 0 | 0 | 1 | 0 | 0.0 | 0 | 0 | L | 20-41 |
| 09/28 | at Texans | S | 6 | 141 | 23.5 | 29 | 0 | 0 | 0 | 0 | 0.0 | 0 | 0 | L | 0-26 |
| 10/05 | at Cardinals | S | 4 | 136 | 34.0 | 65 | 0 | 3 | 3 | 33 | 11.0 | 17 | 0 | W | 22-21 |
| 10/12 | at Raiders | P | 3 | 66 | 22.0 | 28 | 0 | 0 | 4 | 0 | 0.0 | 0 | 0 | L | 10-20 |
| 10/19 | Patriots | P | 3 | 84 | 28.0 | 31 | 0 | 1 | 3 | 15 | 15.0 | 15 | 0 | L | 13-31 |
| 10/26 | at Colts | S | 7 | 175 | 25.0 | 29 | 0 | 0 | 2 | 0 | 0.0 | 0 | 0 | L | 14-38 |
| 11/02 | Chargers | S | 4 | 117 | 29.3 | 31 | 0 | 3 | 1 | 98 | 32.7 | 67t | 1 | L | 20-27 |
| 11/16 | Texans | S | 0 | 0 | 0.0 | 0 | 0 | 1 | 1 | 0 | 0.0 | 0 | 0 | L | 13-16 |
| 11/23 | Seahawks | S | 5 | 98 | 19.6 | 29 | 0 | 1 | 1 | 90 | 90.0 | 90t | 1 | L | 24-30 |
| 11/30 | Jaguars | P | 3 | 76 | 25.3 | 30 | 0 | 5 | 2 | 76 | 15.2 | 47 | 0 | L | 3-25 |
| 12/07 | at Browns | P | 1 | 41 | 41.0 | 41 | 0 | 1 | 3 | -2 | -2.0 | -2 | 0 | W | 31-29 |
| 12/14 | at 49ers | P | 4 | 90 | 22.5 | 27 | 0 | 0 | 0 | 0 | 0.0 | 0 | 0 | L | 24-37 |
| 12/21 | Chiefs | S | 5 | 122 | 24.4 | 31 | 0 | 3 | 2 | 23 | 7.7 | 20 | 0 | W | 26-9 |
| 12/28 | Saints | S | 1 | 33 | 33.0 | 33 | 0 | 1 | 0 | 7 | 7.0 | 7 | 0 | L | 26-34 |
| 01/04 | at Jaguars | S | 1 | 20 | 20.0 | 20 | 0 | 1 | 0 | 9 | 9.0 | 9 | 0 | L | 7-41 |
| 2025 TOTALS | | 17-10 | 62 | 1,588 | 25.6 | 71 | 0 | 23 | 25 | 398 | 17.3 | 90T | 2 | 3-14 | |

## 2026 GAME-BY-GAME REGULAR-SEASON STATISTICS (TITANS)

| | | | KICKOFF RETURNS | | | | | PUNT RETURNS | | | | | | | |
|---|---|---|---|---|---|---|---|---|---|---|---|---|---|---|---|
| DATE | OPPONENT | P/S | RET | YDS | AVG | LG | TD | NO | FC | YDS | AVG | LG | TD | W/L | SCORE |
| 09/13 | Jets | P | 3 | 62 | 20.7 | 27 | 0 | 1 | 0 | -5 | -5.0 | -5 | 0 | L | 10-23 |
| 09/20 | Eagles | P | 4 | 101 | 25.3 | 29 | 0 | 1 | 1 | 9 | 9.0 | 9 | 0 | L | 20-24 |
| 09/27 | at Giants | P | 2 | 54 | 27.0 | 34 | 0 | 4 | 1 | 38 | 9.5 | 14 | 0 | L | 7-12 |
| 10/04 | at Ravens | S | 4 | 126 | 31.5 | 40 | 0 | 2 | 1 | 15 | 7.5 | 10 | 0 | L | 18-24 |
| 10/11 | Texans | P | 6 | 147 | 24.5 | 28 | 0 | 0 | 1 | 0 | 0.0 | 0 | 0 | L | 3-26 |
| 10/18 | at Colts | P | 5 | 118 | 23.6 | 28 | 0 | 1 | 0 | 58 | 58.0 | 58 | 0 | W | 26-20 |
| 10/25 | Browns | P | 2 | 61 | 30.5 | 37 | 0 | 1 | 1 | 14 | 14.0 | 14 | 0 | L | 24-27 |
| 2026 TOTALS | | 7-1 | 26 | 669 | 25.7 | 40 | 0 | 10 | 5 | 129 | 12.9 | 58 | 0 | 1-6 | |

# KELDRIC FAULK

**DEFENSIVE END ★ 6'6" ★ 274 LBS**

**COLLEGE:** AUBURN ★ **HOMETOWN:** HIGHLAND HOME, ALA.
**NFL EXPERIENCE (NFL/TITANS):** Rookie/Rookie ★ **ACQUIRED:** D1B-'26
**GAMES PLAYED/GAMES STARTED:** 7/0(Playoffs: 0/0)

**15**

**PRO:** The Titans traded back into the first round to select Keldric Faulk with the 31st overall pick in the 2026 NFL Draft. The 6-foot-6-inch, 274-pounder is powerful, athletic pass rusher that can set the edge on the defensive front. The Highland Home, Ala., native played three seasons (2023-25) at Auburn where he tallied 109 tackles, 10 sacks, 19.5 stops for loss, six passes defensed, two fumble recoveries and a forced fumble.

## TITANS TIDBITS:

• Faulk's father was the late Russell Eric Faulk, who passed away in a car accident in November 2008 when Keldric was three years old. Russell was a former football player who inspired Keldric and his brother, J.J., to play the sport.
• Faulk and his brother, J.J., were teammates at Auburn during the 2025 season. The brothers have hosted a turkey drive the last two Thanksgivings in their hometown of Highland Home, Ala.
• Faulk registered his first career collegiate sack at Nissan Stadium in the 2023 Music City Bowl.

## CAREER TRANSACTIONS:

• The Highland Home, Ala., native was selected by the Titans in the first round (31st overall) of the 2026 NFL Draft.

## SEASON RECAPS:

**2026 (7/0):** Has tied for the team lead in sacks once in 2026 (vs. NYG). Played in his first career NFL contest against N.Y. Jets (9/13/26). Posted his first career sack at N.Y. Giants (9/27/26).
• Against N.Y. Jets (9/13), made his NFL debut as a reserve at defensive end and posted a tackle.
• Against Philadelphia (9/20), played as a reserve at defensive end and compiled a tackle.
• At N.Y. Giants (9/27), saw action as a reserve at defensive end and notched three tackles, his first career sack, another stop for loss and a quarterback pressure. Dropped Cam Skattebo for a seven-yard loss on a Wildcat rush in the second quarter. Ended a Giants' drive by dropping Jameis Winston for a 10-yard sack on third-and-five early in the fourth quarter.
• At Baltimore (10/4), played as a reserve at defensive end and recorded a tackle.
• Against Houston (10/11), saw action as a reserve at defensive end and collected a tackle.
• At Indianapolis (10/18), played as a reserve at defensive end and registered a quarterback pressure.
• Against Cleveland (10/25), saw action as a reserve at defensive end.

## COLLEGE:

• Saw action in 37 games with 32 starts over three seasons (2023-25) at Auburn and registered 109 tackles, 10 sacks, 19.5 stops for loss, six passes defensed, two fumble recoveries and a forced fumble. Named third team All-SEC in his final collegiate campaign.

**AS A JUNIOR (2025),** started on the edge in all 12 games and totaled 29 tackles, including two sacks and five stops for loss. Named a team captain and selected All-SEC third team. Made 32 consecutive starts dating back to 2023. Tied for the team lead with four passes defensed and added a fumble recovery.
• At Baylor (8/29), began the season with four tackles, including a sack, to go along with a pass defensed.
• At Oklahoma (9/20), made two tackles with a sack and a pass defensed.
• Against Missouri (10/18), totaled four tackles with a stop for loss.
• Against Kentucky (11/1), recorded a season-high five tackles with a stop for loss.
• Against Alabama (11/29), posted three tackles and a pass defensed.

**AS A SOPHOMORE (2024),** started all 12 games and recorded 45 tackles, seven sacks, 11 stops for loss, a forced fumble, a fumble recovery and a pass defensed.
• Against California (9/7), registered a career-best eight tackles, including two sacks and another stop for loss.
• At Georgia (10/5), posted seven tackles, including two sacks.
• At Kentucky (10/26), named SEC Defensive Lineman of the Week after tallying three tackles with two sacks.
• At Alabama (11/30), recorded six tackles, two stops for loss, a forced fumble and a fumble recovery in the Iron Bowl.

**AS A FRESHMAN (2023),** played in all 13 games with eight starts and registered 35 tackles, a sack, 3.5 stops for loss and a pass defensed. Named to the SEC all-freshman team.
• Against Ole Miss (10/21), posted a season-best six tackles, including a stop for loss.
• Against Alabama (11/25), notched four tackles in the Iron Bowl.
• Against Maryland (12/30), posted three tackles, including his first career collegiate sack in Music City Bowl.
• Graduated with a degree in interdisciplinary studies from Auburn.

## PERSONAL:

• Attended Highland Home (Ala.) High School and led the Flying Squadron to a 13-2 overall record and the semifinals of the 2022 AHSAA 2A state playoffs.
• Played for the East team in 2023 All-American Bowl and also was selected to the 2022 Alabama-Mississippi All-Star Game.
• During his high school career, he recorded 82 tackles, 30 stops for loss and 11 sacks. Was named ASWA first team all-state as a senior.
• Was a consensus four-star recruit and rated the No. 79 player in the country by Rivals. Was a consensus top 15 player in Alabama by On3, ESPN, Rivals and 247Sports.
• Also lettered in basketball.
• Son of Lakendral Barnes and the late Russell Eric Faulk. Has a brother, J.J., and a sister, Erica.
• Enjoys hunting and fishing.
• Follow Faulk on Instagram at @darealkel04 and on X at @FaulkKeldric.
• Born Keldric Faulk on Sept. 7, 2004 in Montgomery, Ala.

**KELDRIC FAULK'S NFL REGULAR SEASON DEFENSIVE STATISTICS**

| | | | | TACKLES | | | | | | | | INTERCEPTIONS | | | | | O. FUMB | | | | ST | | | | |
|---|---|---|---|---|---|---|---|---|---|---|---|---|---|---|---|---|---|---|---|---|---|---|---|---|---|
| DATE | TEAM | GP | GS | TK | S | A | TFL | YDS | SK | YDS | QBP | NO | YDS | LG | TD | PD | FF | FR | TD | YDS | TK | S | A | FF | FR |
| 2026 | Titans | 7 | 0 | 7 | 3 | 4 | 2 | 17 | 1.0 | 10.0 | 2 | 0 | 0 | 0 | 0 | 0 | 0 | 0 | 0 | 0 | 0 | 0 | 0 | 0 | 0 |
| NFL TOTALS | | 7 | 0 | 7 | 3 | 4 | 2 | 17 | 1.0 | 10.0 | 2 | 0 | 0 | 0 | 0 | 0 | 0 | 0 | 0 | 0 | 0 | 0 | 0 | 0 | 0 |

## SINGLE-GAME HIGHS: DEFENSIVE

| | |
|---|---|
| **Total Tackles** | 3 (at New York Giants, Sep 27, 2026) |
| **Solo Tackles** | 3 (at New York Giants, Sep 27, 2026) |
| **Sacks** | 1.0 (at New York Giants, Sep 27, 2026) |
| **Tackles For Loss** | 2 (at New York Giants, Sep 27, 2026) |

## 2026 GAME-BY-GAME REGULAR-SEASON STATISTICS (TITANS)

| | | | TACKLES | | | | | | | | INTERCEPTIONS | | | | | O. FUMB | | | | ST | | | | | | |
|---|---|---|---|---|---|---|---|---|---|---|---|---|---|---|---|---|---|---|---|---|---|---|---|---|---|---|
| DATE | OPPONENT | P/S | TK | S | A | SK | YDS | TFL | YDS | QBP | NO | YDS | LG | TD | PD | FF | FR | TD | YDS | TK | S | A | FF | FR | W/L | SCORE |
| 09/13 | Jets | P | 1 | 0 | 1 | 0.0 | 0.0 | 0 | 0 | 0 | 0 | 0 | 0 | 0 | 0 | 0 | 0 | 0 | 0 | 0 | 0 | 0 | 0 | 0 | L | 10-23 |
| 09/20 | Eagles | P | 1 | 0 | 1 | 0.0 | 0.0 | 0 | 0 | 0 | 0 | 0 | 0 | 0 | 0 | 0 | 0 | 0 | 0 | 0 | 0 | 0 | 0 | 0 | L | 20-24 |
| 09/27 | at Giants | P | 3 | 3 | 0 | 1.0 | 10.0 | 2 | 17 | 1 | 0 | 0 | 0 | 0 | 0 | 0 | 0 | 0 | 0 | 0 | 0 | 0 | 0 | 0 | L | 7-12 |
| 10/04 | at Ravens | P | 1 | 0 | 1 | 0.0 | 0.0 | 0 | 0 | 0 | 0 | 0 | 0 | 0 | 0 | 0 | 0 | 0 | 0 | 0 | 0 | 0 | 0 | 0 | L | 18-24 |
| 10/11 | Texans | P | 1 | 0 | 1 | 0.0 | 0.0 | 0 | 0 | 0 | 0 | 0 | 0 | 0 | 0 | 0 | 0 | 0 | 0 | 0 | 0 | 0 | 0 | 0 | L | 3-26 |
| 10/18 | at Colts | P | 0 | 0 | 0 | 0.0 | 0.0 | 0 | 0 | 1 | 0 | 0 | 0 | 0 | 0 | 0 | 0 | 0 | 0 | 0 | 0 | 0 | 0 | 0 | W | 26-20 |
| 10/25 | Browns | P | 0 | 0 | 0 | 0.0 | 0.0 | 0 | 0 | 0 | 0 | 0 | 0 | 0 | 0 | 0 | 0 | 0 | 0 | 0 | 0 | 0 | 0 | 0 | L | 24-27 |
| **2026 TOTALS** | | **7-0** | **7** | **3** | **4** | **1.0** | **10.0** | **2** | **17** | **2** | **0** | **0** | **0** | **0** | **0** | **0** | **0** | **0** | **0** | **0** | **0** | **0** | **0** | **0** | **1-6** | |

# COR'DALE FLOTT

## CORNERBACK ★ 6'2" ★ 175 LBS

**COLLEGE:** LOUISIANA STATE ★ **HOMETOWN:** SARALAND, ALA.
**NFL EXPERIENCE (NFL/TITANS):** 5/1 ★ **ACQUIRED:** UFA (NYG)-'26
**GAMES PLAYED/GAMES STARTED:** 59/43(Playoffs: 2/0)

18

### CAREER HIGHLIGHTS

• In 2025, Flott started 14 games for the Giants and tallied 38 tackles, one interception, a career-best 11 passes defended and a forced fumble. Per NextGenStats, Flott allowed a 42.9 completion percentage as the field-side cornerback, the fourth-lowest among players targeted at least 20 times from such alignment.

**PRO:** The Titans signed Cor'Dale Flott early in the 2026 free agency period to add physicality and grit to the secondary. The 6-foot-2-inch, 175-pound cornerback prides himself on being a technician and never backing down from an opponent. Flott was selected by the N.Y. Giants in the third round of the 2022 NFL Draft and saw action in 53 games with 37 starts with the club. Prior to his arrival in Tennessee, the Louisiana State product totaled 152 tackles, three interceptions, three forced fumbles and 25 passes defensed in his first four NFL campaigns.

### TITANS TIDBITS:

• Flott is familiar with the Nashville area. His wife, Lauren, worked for an insurance company in the city a few years ago, and he came to town to train for a few months in the offseason.

### CAREER TRANSACTIONS:

• The Saraland, Ala., native was selected by the N.Y. Giants in the third round (81st overall) of the 2022 NFL Draft.
• Signed by the Titans as an unrestricted free agent on March 12, 2026.

### SEASON RECAPS:

**2026 (6/6 - Tennessee):** Tied for the team lead with two interceptions. Has tied for the team lead in passes defensed once in 2026 (vs. CLE).
• Against N.Y. Jets (9/13), started at cornerback in his Titans debut and posted three tackles.
• Against Philadelphia (9/20), was inactive.
• At N.Y. Giants (9/27), started at cornerback and notched five tackles.
• At Baltimore (10/4), started at cornerback and recorded three tackles.
• Against Houston (10/11), started at cornerback and collected three tackles before leaving the game late in the second quarter with an injury.
• At Indianapolis (10/18), started at cornerback and registered three tackles to go along with his first interception in a Titans uniform. Halted a potential Colts' scoring drive by intercepting a Daniel Jones pass intended for Will Mallory at the Titans' 11-yard line in the third quarter.
• Against Cleveland (10/25), started at cornerback and amassed four tackles to go along with an interception. Picked off a Deshaun Watson pass intended for Denzel Boston and returned it 14 yards to set up the Titans' second touchdown of the afternoon. It marked his first career two-game streak with an interception.

**2025 (14/14 - N.Y. Giants):** Started a career-best 14 games at cornerback and contributed 38 tackles, an interception, a career-high 11 passes defensed, three stops for loss and a forced fumble. Was inactive for two contests. Placed on injured reserve on Jan. 3, 2026 and missed the regular season finale.
• Against Philadelphia (10/9), started at cornerback and recorded three tackles with an interception. Intercepted a Jalen Hurts pass intended for Jahan Dotson in the fourth quarter and returned it 68 yards to the Eagles' 23-yard line setting up a Giants' touchdown.
• At Denver (10/19), notched four tackles, including a stop for loss and two passes defensed.

**2024 (14/10 - N.Y. Giants):** Played in 14 games with a then career-high 10 starts and tallied a career-high 53 tackles to go along with an interception, seven passes defensed and two tackles for loss. Was inactive for two games and did not play in another contest.
• At Cleveland (9/22), posted a career-high 10 tackles with a stop for loss.
• At Dallas (11/28), started at cornerback and registered five tackles while tying a season-best with two passes defensed.
• At Atlanta (12/22), amassed three tackles with an interception. Picked off a Michael Penix Jr. pass intended for Kyle Pitts and returned it 26 yards late in the first half.

**2023 (14/7 - N.Y. Giants):** Played in 14 games with seven starts and recorded 36 tackles, an interception, five passes defensed and a forced fumble. Was inactive for two contests and did not play in another game.
• Against Washington (10/22), started at cornerback and tied a season-high with six tackles.
• Against N.Y. Jets (10/29), collected a tackle and a season-best two passes defensed.
• At Dallas (11/12), started at cornerback and registered two tackles with an interception. Picked off a Dak Prescott pass for his first career NFL interception.

**2022 (11/6, 2/0 - N.Y. Giants):** Saw action in 11 regular season games with six starts at cornerback as a rookie and totaled 25 tackles, a forced fumble and two passes defensed. Registered a special teams tackle on coverage units. Was inactive for six contests. Played as a reserve in both Giants' postseason games and registered a pass defensed.
• At Tennessee (9/11), made his NFL debut as a reserve.
• Against Carolina (9/18), made his first career start at cornerback and collected a tackle.
• Against Detroit (11/20), notched two tackles and forced a D'Andre Swift fumble that was recovered by the Lions. Posted a special teams tackle.
• At Dallas (11/24), started at cornerback and collected a season-best five tackles.

### COLLEGE:

• Played in 35 games with 21 starts at cornerback in three seasons at Louisiana State and collected 99 tackles, 5.5 stops for loss, 12 passes defensed, an interception and two forced fumbles. Saw action as an outside cornerback, as a nickelback and at safety during his collegiate career. Opted to forgo senior season and entered the 2022 NFL Draft.
• As a junior (2021), played in 11 games with 10 starts and finished the season with 41 tackles, an interception and four passes defensed.
• As a sophomore (2020), started all 10 games and recorded a career-best 43 tackles, 4.5 tackles for loss, four passes defensed and a forced fumble.
• As a true freshman (2019), played in 14 games with one start for a Tigers team that won the national championship. Posted 15 tackles and four passes defensed.

### PERSONAL:

• Attended Saraland (Ala.) High School and was a three-year starter as a cornerback and wide receiver.
• As a senior (2018), played wide receiver and cornerback and helped his team compile a 13-2 record and advance to the Alabama Class 6A State Championship Game. Recorded 31 tackles, three forced fumbles and six passes defensed with an interception. Added 180 yards and two touchdowns on 12 carries and 28 receptions for 502 yards with a score.
• Was invited to play in the Alabama-Mississippi All-Star Game.
• As a junior (2017), compiled 54 tackles and 20 pass breakups with two interceptions.
• Has a sister and an older brother, Wydale, who was a cornerback at Southern Mississippi.
• Follow Flott on Instagram and on X at @cordaleflott.
• Born Cor'Dale Flott on Aug. 24, 2001 in Saraland, Ala.

## REGULAR SEASON COMPARISON: DEFENSIVE - CINCINNATI BENGALS

| | | | | TACKLES | | | | | | | | | MISC | | |
|---|---|---|---|---|---|---|---|---|---|---|---|---|---|---|---|
| DATE | OPP | W/L | GP/GS | TOT | SOLO | ASST | SACK | YDS. | INT | TFL | PD | QBH | TD | FF | FR |
| 10/13/24 | NYG vs. CIN | L | S | 3 | 1 | 2 | 0.0 | 0.0 | 0 | 0 | 0 | 0 | 0 | 0 | 0 |
| TOTALS | | 0/1 | 1/1 | 3 | 1 | 2 | 0.0 | 0.0 | 0 | 0 | 0 | 0 | 0 | 0 | 0 |

## COR'DALE FLOTT'S NFL REGULAR SEASON DEFENSIVE STATISTICS

| | | | | TACKLES | | | | | | | | INTERCEPTIONS | | | | | O. FUMB | | | | ST | | | | |
|---|---|---|---|---|---|---|---|---|---|---|---|---|---|---|---|---|---|---|---|---|---|---|---|---|---|
| DATE | TEAM | GP | GS | TK | S | A | TFL | YDS | SK | YDS | QBP | NO | YDS | LG | TD | PD | FF | FR | TD | YDS | TK | S | A | FF | FR |
| 2022 | Giants | 11 | 6 | 25 | 14 | 11 | 0 | 0 | 0.0 | 0.0 | 1 | 0 | 0 | 0 | 0 | 2 | 1 | 0 | 0 | 0 | 1 | 1 | 0 | 0 | 0 |
| 2023 | Giants | 14 | 7 | 36 | 25 | 11 | 0 | 0 | 0.0 | 0.0 | 1 | 1 | 21 | 21 | 0 | 5 | 1 | 0 | 0 | 0 | 0 | 0 | 0 | 0 | 0 |
| 2024 | Giants | 14 | 10 | 53 | 36 | 17 | 2 | 3 | 0.0 | 0.0 | 1 | 1 | 26 | 26 | 0 | 7 | 0 | 0 | 0 | 0 | 0 | 0 | 0 | 0 | 0 |
| 2025 | Giants | 14 | 14 | 38 | 27 | 11 | 3 | 5 | 0.0 | 0.0 | 0 | 1 | 68 | 68 | 0 | 11 | 1 | 0 | 0 | 0 | 0 | 0 | 0 | 0 | 0 |
| 2026 | Titans | 6 | 6 | 21 | 14 | 7 | 0 | 0 | 0.0 | 0.0 | 0 | 2 | 14 | 14 | 0 | 2 | 0 | 0 | 0 | 0 | 0 | 0 | 0 | 0 | 0 |
| NFL TOTALS | | 59 | 43 | 173 | 116 | 57 | 5 | 8 | 0.0 | 0.0 | 3 | 5 | 129 | 68 | 0 | 27 | 3 | 0 | 0 | 0 | 1 | 1 | 0 | 0 | 0 |

## COR'DALE FLOTT'S NFL POSTSEASON DEFENSIVE STATISTICS

| | | | | TACKLES | | | | | | | | INTERCEPTIONS | | | | | O. FUMB | | | | ST | | | | |
|---|---|---|---|---|---|---|---|---|---|---|---|---|---|---|---|---|---|---|---|---|---|---|---|---|---|
| DATE | TEAM | GP | GS | TK | S | A | TFL | YDS | SK | YDS | QBP | NO | YDS | LG | TD | PD | FF | FR | TD | YDS | TK | S | A | FF | FR |
| 2022 | Giants | 2 | 0 | 0 | 0 | 0 | 0 | 0 | 0.0 | 0.0 | 0 | 0 | 0 | 0 | 0 | 1 | 0 | 0 | 0 | 0 | 0 | 0 | 0 | 0 | 0 |
| NFL TOTALS | | 2 | 0 | 0 | 0 | 0 | 0 | 0 | 0.0 | 0.0 | 0 | 0 | 0 | 0 | 0 | 1 | 0 | 0 | 0 | 0 | 0 | 0 | 0 | 0 | 0 |

## SINGLE-GAME HIGHS: DEFENSIVE

| | |
|---|---|
| Total Tackles | 10 (at Cleveland Browns, Sep 22, 2024) |
| Solo Tackles | 7 (at Cleveland Browns, Sep 22, 2024) |
| Passes Defensed | 2 (5 times, last at Denver Broncos, Oct 19, 2025) |
| Forced Fumbles | 1 (3 times, last vs. Green Bay Packers, Nov 16, 2025) |
| Tackles For Loss | 1 (5 times, last at New England Patriots, Dec 01, 2025) |
| Interceptions | 1 (5 times, last vs. Cleveland Browns, Oct 25, 2026) |
| Interception Return Yards | 68 (vs. Philadelphia Eagles, Oct 09, 2025) |
| Special Teams Tackles | 1 (vs. Detroit Lions, Nov 20, 2022) |

## SINGLE-GAME HIGHS - POSTSEASON: DEFENSIVE

| | |
|---|---|
| Passes Defensed | 1 (at Minnesota Vikings, Jan 15, 2023) |

## 2022 GAME-BY-GAME REGULAR-SEASON STATISTICS (GIANTS)

| | | | TACKLES | | | | | | | | INTERCEPTIONS | | | | | O. FUMB | | | | ST | | | | | | |
|---|---|---|---|---|---|---|---|---|---|---|---|---|---|---|---|---|---|---|---|---|---|---|---|---|---|---|
| DATE | OPPONENT | P/S | TK | S | A | SK | YDS | TFL | YDS | QBP | NO | YDS | LG | TD | PD | FF | FR | TD | YDS | TK | S | A | FF | FR | W/L | SCORE |
| 09/11 | at Titans | P | 0 | 0 | 0 | 0.0 | 0.0 | 0 | 0 | 0 | 0 | 0 | 0 | 0 | 0 | 0 | 0 | 0 | 0 | 0 | 0 | 0 | 0 | 0 | W | 21-20 |
| 09/18 | Panthers | S | 1 | 1 | 0 | 0.0 | 0.0 | 0 | 0 | 0 | 0 | 0 | 0 | 0 | 0 | 0 | 0 | 0 | 0 | 0 | 0 | 0 | 0 | 0 | W | 19-16 |
| 09/26 | Cowboys | S | 4 | 3 | 1 | 0.0 | 0.0 | 0 | 0 | 0 | 0 | 0 | 0 | 0 | 0 | 0 | 0 | 0 | 0 | 0 | 0 | 0 | 0 | 0 | L | 16-23 |
| 10/02 | Bears | | | | | | | | | | INACTIVE | | | | | | | | | | | | | | W | 20-12 |
| 10/09 | at Packers | | | | | | | | | | INACTIVE | | | | | | | | | | | | | | W | 27-22 |
| 10/16 | Ravens | | | | | | | | | | INACTIVE | | | | | | | | | | | | | | W | 24-20 |
| 10/23 | at Jaguars | | | | | | | | | | INACTIVE | | | | | | | | | | | | | | W | 23-17 |
| 10/30 | at Seahawks | | | | | | | | | | INACTIVE | | | | | | | | | | | | | | L | 13-27 |
| 11/13 | Texans | | | | | | | | | | DID NOT PLAY | | | | | | | | | | | | | | W | 24-16 |
| 11/20 | Lions | P | 2 | 1 | 1 | 0.0 | 0.0 | 0 | 0 | 0 | 0 | 0 | 0 | 0 | 1 | 1 | 0 | 0 | 0 | 1 | 1 | 0 | 0 | 0 | L | 18-31 |
| 11/24 | at Cowboys | S | 5 | 4 | 1 | 0.0 | 0.0 | 0 | 0 | 0 | 0 | 0 | 0 | 0 | 0 | 0 | 0 | 0 | 0 | 0 | 0 | 0 | 0 | 0 | L | 20-28 |
| 12/04 | Commanders | P | 2 | 1 | 1 | 0.0 | 0.0 | 0 | 0 | 0 | 0 | 0 | 0 | 0 | 0 | 0 | 0 | 0 | 0 | 0 | 0 | 0 | 0 | 0 | T | 20-20 |
| 12/11 | Eagles | P | 2 | 1 | 1 | 0.0 | 0.0 | 0 | 0 | 0 | 0 | 0 | 0 | 0 | 0 | 0 | 0 | 0 | 0 | 0 | 0 | 0 | 0 | 0 | L | 22-48 |
| 12/18 | at Commanders | P | 2 | 0 | 2 | 0.0 | 0.0 | 0 | 0 | 0 | 0 | 0 | 0 | 0 | 0 | 0 | 0 | 0 | 0 | 0 | 0 | 0 | 0 | 0 | W | 20-12 |
| 12/24 | at Vikings | S | 4 | 1 | 3 | 0.0 | 0.0 | 0 | 0 | 0 | 0 | 0 | 0 | 0 | 1 | 0 | 0 | 0 | 0 | 0 | 0 | 0 | 0 | 0 | L | 24-27 |
| 01/01 | Colts | S | 0 | 0 | 0 | 0.0 | 0.0 | 0 | 0 | 0 | 0 | 0 | 0 | 0 | 0 | 0 | 0 | 0 | 0 | 0 | 0 | 0 | 0 | 0 | W | 38-10 |
| 01/08 | at Eagles | S | 3 | 2 | 1 | 0.0 | 0.0 | 0 | 0 | 1 | 0 | 0 | 0 | 0 | 0 | 0 | 0 | 0 | 0 | 0 | 0 | 0 | 0 | 0 | L | 16-22 |
| 2022 TOTALS | | 11-6 | 25 | 14 | 11 | 0.0 | 0.0 | 0 | 0 | 1 | 0 | 0 | 0 | 0 | 2 | 1 | 0 | 0 | 0 | 1 | 1 | 0 | 0 | 0 | 9-7-1 | |

## 2023 GAME-BY-GAME REGULAR-SEASON STATISTICS (GIANTS)

| | | | TACKLES | | | | | | | | INTERCEPTIONS | | | | | O. FUMB | | | | ST | | | | | | |
|---|---|---|---|---|---|---|---|---|---|---|---|---|---|---|---|---|---|---|---|---|---|---|---|---|---|---|
| DATE | OPPONENT | P/S | TK | S | A | SK | YDS | TFL | YDS | QBP | NO | YDS | LG | TD | PD | FF | FR | TD | YDS | TK | S | A | FF | FR | W/L | SCORE |
| 09/10 | Cowboys | | | | | | | | | | INACTIVE | | | | | | | | | | | | | | L | 0-40 |
| 09/17 | at Cardinals | | | | | | | | | | DID NOT PLAY | | | | | | | | | | | | | | W | 31-28 |
| 09/21 | at 49ers | | | | | | | | | | INACTIVE | | | | | | | | | | | | | | L | 12-30 |
| 10/02 | Seahawks | P | 1 | 1 | 0 | 0.0 | 0.0 | 0 | 0 | 0 | 0 | 0 | 0 | 0 | 0 | 0 | 0 | 0 | 0 | 0 | 0 | 0 | 0 | 0 | L | 3-24 |
| 10/08 | at Dolphins | P | 2 | 2 | 0 | 0.0 | 0.0 | 0 | 0 | 0 | 0 | 0 | 0 | 0 | 1 | 0 | 0 | 0 | 0 | 0 | 0 | 0 | 0 | 0 | L | 16-31 |
| 10/15 | at Bills | S | 2 | 2 | 0 | 0.0 | 0.0 | 0 | 0 | 0 | 0 | 0 | 0 | 0 | 0 | 0 | 0 | 0 | 0 | 0 | 0 | 0 | 0 | 0 | L | 9-14 |
| 10/22 | Commanders | S | 6 | 3 | 3 | 0.0 | 0.0 | 0 | 0 | 0 | 0 | 0 | 0 | 0 | 0 | 0 | 0 | 0 | 0 | 0 | 0 | 0 | 0 | 0 | W | 14-7 |
| 10/29 | Jets | P | 1 | 1 | 0 | 0.0 | 0.0 | 0 | 0 | 0 | 0 | 0 | 0 | 0 | 2 | 0 | 0 | 0 | 0 | 0 | 0 | 0 | 0 | 0 | L | 10-13+ |
| 11/05 | at Raiders | P | 4 | 4 | 0 | 0.0 | 0.0 | 0 | 0 | 0 | 0 | 0 | 0 | 0 | 0 | 0 | 0 | 0 | 0 | 0 | 0 | 0 | 0 | 0 | L | 6-30 |
| 11/12 | at Cowboys | S | 2 | 2 | 0 | 0.0 | 0.0 | 0 | 0 | 0 | 1 | 21 | 21 | 0 | 1 | 0 | 0 | 0 | 0 | 0 | 0 | 0 | 0 | 0 | L | 17-49 |
| 11/19 | at Commanders | S | 2 | 0 | 2 | 0.0 | 0.0 | 0 | 0 | 0 | 0 | 0 | 0 | 0 | 0 | 1 | 0 | 0 | 0 | 0 | 0 | 0 | 0 | 0 | W | 31-19 |
| 11/26 | Patriots | P | 1 | 0 | 1 | 0.0 | 0.0 | 0 | 0 | 0 | 0 | 0 | 0 | 0 | 0 | 0 | 0 | 0 | 0 | 0 | 0 | 0 | 0 | 0 | W | 10-7 |
| 12/11 | Packers | S | 5 | 4 | 1 | 0.0 | 0.0 | 0 | 0 | 0 | 0 | 0 | 0 | 0 | 0 | 0 | 0 | 0 | 0 | 0 | 0 | 0 | 0 | 0 | W | 24-22 |
| 12/17 | at Saints | S | 3 | 2 | 1 | 0.0 | 0.0 | 0 | 0 | 0 | 0 | 0 | 0 | 0 | 0 | 0 | 0 | 0 | 0 | 0 | 0 | 0 | 0 | 0 | L | 6-24 |
| 12/25 | at Eagles | S | 1 | 1 | 0 | 0.0 | 0.0 | 0 | 0 | 0 | 0 | 0 | 0 | 0 | 0 | 0 | 0 | 0 | 0 | 0 | 0 | 0 | 0 | 0 | L | 25-33 |
| 12/31 | Rams | P | 6 | 3 | 3 | 0.0 | 0.0 | 0 | 0 | 0 | 0 | 0 | 0 | 0 | 0 | 0 | 0 | 0 | 0 | 0 | 0 | 0 | 0 | 0 | L | 25-26 |
| 01/07 | Eagles | P | 0 | 0 | 0 | 0.0 | 0.0 | 0 | 0 | 1 | 0 | 0 | 0 | 0 | 1 | 0 | 0 | 0 | 0 | 0 | 0 | 0 | 0 | 0 | W | 27-10 |
| **2023 TOTALS** | | **14-7** | **36** | **25** | **11** | **0.0** | **0.0** | **0** | **0** | **1** | **1** | **21** | **21** | **0** | **5** | **1** | **0** | **0** | **0** | **0** | **0** | **0** | **0** | **0** | **6-11** | |

+ - Overtime

## 2024 GAME-BY-GAME REGULAR-SEASON STATISTICS (GIANTS)

| | | | TACKLES | | | | | | | | INTERCEPTIONS | | | | | O. FUMB | | | | ST | | | | | | |
|---|---|---|---|---|---|---|---|---|---|---|---|---|---|---|---|---|---|---|---|---|---|---|---|---|---|---|
| DATE | OPPONENT | P/S | TK | S | A | SK | YDS | TFL | YDS | QBP | NO | YDS | LG | TD | PD | FF | FR | TD | YDS | TK | S | A | FF | FR | W/L | SCORE |
| 09/08 | Vikings | P | 3 | 1 | 2 | 0.0 | 0.0 | 0 | 0 | 0 | 0 | 0 | 0 | 0 | 0 | 0 | 0 | 0 | 0 | 0 | 0 | 0 | 0 | 0 | L | 6-28 |
| 09/15 | at Commanders | S | 5 | 4 | 1 | 0.0 | 0.0 | 0 | 0 | 0 | 0 | 0 | 0 | 0 | 0 | 0 | 0 | 0 | 0 | 0 | 0 | 0 | 0 | 0 | L | 18-21 |
| 09/22 | at Browns | S | 10 | 7 | 3 | 0.0 | 0.0 | 1 | 2 | 0 | 0 | 0 | 0 | 0 | 0 | 0 | 0 | 0 | 0 | 0 | 0 | 0 | 0 | 0 | W | 21-15 |
| 09/26 | Cowboys | S | 4 | 3 | 1 | 0.0 | 0.0 | 0 | 0 | 0 | 0 | 0 | 0 | 0 | 2 | 0 | 0 | 0 | 0 | 0 | 0 | 0 | 0 | 0 | L | 15-20 |
| 10/06 | at Seahawks | S | 4 | 3 | 1 | 0.0 | 0.0 | 0 | 0 | 0 | 0 | 0 | 0 | 0 | 1 | 0 | 0 | 0 | 0 | 0 | 0 | 0 | 0 | 0 | W | 29-20 |
| 10/13 | Bengals | S | 3 | 1 | 2 | 0.0 | 0.0 | 0 | 0 | 0 | 0 | 0 | 0 | 0 | 0 | 0 | 0 | 0 | 0 | 0 | 0 | 0 | 0 | 0 | L | 7-17 |
| 10/20 | Eagles | S | 1 | 1 | 0 | 0.0 | 0.0 | 0 | 0 | 0 | 0 | 0 | 0 | 0 | 0 | 0 | 0 | 0 | 0 | 0 | 0 | 0 | 0 | 0 | L | 3-28 |
| 10/28 | at Steelers | | | | | | | | | | INACTIVE | | | | | | | | | | | | | | L | 18-26 |
| 11/03 | Commanders | P | 5 | 4 | 1 | 0.0 | 0.0 | 1 | 1 | 0 | 0 | 0 | 0 | 0 | 0 | 0 | 0 | 0 | 0 | 0 | 0 | 0 | 0 | 0 | L | 22-27 |
| 11/10 | at Panthers | S | 3 | 2 | 1 | 0.0 | 0.0 | 0 | 0 | 0 | 0 | 0 | 0 | 0 | 1 | 0 | 0 | 0 | 0 | 0 | 0 | 0 | 0 | 0 | L | 17-20+ |
| 11/24 | Buccaneers | S | 2 | 0 | 2 | 0.0 | 0.0 | 0 | 0 | 0 | 0 | 0 | 0 | 0 | 0 | 0 | 0 | 0 | 0 | 0 | 0 | 0 | 0 | 0 | L | 7-30 |
| 11/28 | at Cowboys | S | 5 | 4 | 1 | 0.0 | 0.0 | 0 | 0 | 0 | 0 | 0 | 0 | 0 | 2 | 0 | 0 | 0 | 0 | 0 | 0 | 0 | 0 | 0 | L | 20-27 |
| 12/08 | Saints | | | | | | | | | | DID NOT PLAY | | | | | | | | | | | | | | L | 11-14 |
| 12/15 | Ravens | | | | | | | | | | INACTIVE | | | | | | | | | | | | | | L | 14-35 |
| 12/22 | at Falcons | P | 3 | 3 | 0 | 0.0 | 0.0 | 0 | 0 | 0 | 1 | 26 | 26 | 0 | 1 | 0 | 0 | 0 | 0 | 0 | 0 | 0 | 0 | 0 | L | 7-34 |
| 12/29 | Colts | P | 3 | 2 | 1 | 0.0 | 0.0 | 0 | 0 | 1 | 0 | 0 | 0 | 0 | 0 | 0 | 0 | 0 | 0 | 0 | 0 | 0 | 0 | 0 | W | 45-33 |
| 01/05 | at Eagles | S | 2 | 1 | 1 | 0.0 | 0.0 | 0 | 0 | 0 | 0 | 0 | 0 | 0 | 0 | 0 | 0 | 0 | 0 | 0 | 0 | 0 | 0 | 0 | L | 13-20 |
| **2024 TOTALS** | | **14-10** | **53** | **36** | **17** | **0.0** | **0.0** | **2** | **3** | **1** | **1** | **26** | **26** | **0** | **7** | **0** | **0** | **0** | **0** | **0** | **0** | **0** | **0** | **0** | **3-14** | |

+ - Overtime

## 2025 GAME-BY-GAME REGULAR-SEASON STATISTICS (GIANTS)

| | | | TACKLES | | | | | | | | INTERCEPTIONS | | | | | O. FUMB | | | | ST | | | | | | |
|---|---|---|---|---|---|---|---|---|---|---|---|---|---|---|---|---|---|---|---|---|---|---|---|---|---|---|
| DATE | OPPONENT | P/S | TK | S | A | SK | YDS | TFL | YDS | QBP | NO | YDS | LG | TD | PD | FF | FR | TD | YDS | TK | S | A | FF | FR | W/L | SCORE |
| 09/07 | at Commanders | S | 2 | 1 | 1 | 0.0 | 0.0 | 0 | 0 | 0 | 0 | 0 | 0 | 0 | 1 | 0 | 0 | 0 | 0 | 0 | 0 | 0 | 0 | 0 | L | 6-21 |
| 09/14 | at Cowboys | S | 2 | 1 | 1 | 0.0 | 0.0 | 0 | 0 | 0 | 0 | 0 | 0 | 0 | 2 | 0 | 0 | 0 | 0 | 0 | 0 | 0 | 0 | 0 | L | 37-40+ |
| 09/21 | Chiefs | S | 3 | 2 | 1 | 0.0 | 0.0 | 0 | 0 | 0 | 0 | 0 | 0 | 0 | 0 | 0 | 0 | 0 | 0 | 0 | 0 | 0 | 0 | 0 | L | 9-22 |
| 09/28 | Chargers | S | 5 | 5 | 0 | 0.0 | 0.0 | 0 | 0 | 0 | 0 | 0 | 0 | 0 | 0 | 0 | 0 | 0 | 0 | 0 | 0 | 0 | 0 | 0 | W | 21-18 |
| 10/05 | at Saints | S | 4 | 3 | 1 | 0.0 | 0.0 | 0 | 0 | 0 | 0 | 0 | 0 | 0 | 1 | 0 | 0 | 0 | 0 | 0 | 0 | 0 | 0 | 0 | L | 14-26 |
| 10/09 | Eagles | S | 3 | 3 | 0 | 0.0 | 0.0 | 1 | 1 | 0 | 1 | 68 | 68 | 0 | 1 | 0 | 0 | 0 | 0 | 0 | 0 | 0 | 0 | 0 | W | 34-17 |
| 10/19 | at Broncos | S | 4 | 2 | 2 | 0.0 | 0.0 | 1 | 3 | 0 | 0 | 0 | 0 | 0 | 2 | 0 | 0 | 0 | 0 | 0 | 0 | 0 | 0 | 0 | L | 32-33 |
| 10/26 | at Eagles | S | 2 | 1 | 1 | 0.0 | 0.0 | 0 | 0 | 0 | 0 | 0 | 0 | 0 | 0 | 0 | 0 | 0 | 0 | 0 | 0 | 0 | 0 | 0 | L | 20-38 |
| 11/02 | 49ers | | | | | | | | | | INACTIVE | | | | | | | | | | | | | | L | 24-34 |
| 11/09 | at Bears | S | 2 | 1 | 1 | 0.0 | 0.0 | 0 | 0 | 0 | 0 | 0 | 0 | 0 | 0 | 0 | 0 | 0 | 0 | 0 | 0 | 0 | 0 | 0 | L | 20-24 |
| 11/16 | Packers | S | 3 | 3 | 0 | 0.0 | 0.0 | 0 | 0 | 0 | 0 | 0 | 0 | 0 | 1 | 1 | 0 | 0 | 0 | 0 | 0 | 0 | 0 | 0 | L | 20-27 |
| 11/23 | at Lions | S | 2 | 2 | 0 | 0.0 | 0.0 | 0 | 0 | 0 | 0 | 0 | 0 | 0 | 1 | 0 | 0 | 0 | 0 | 0 | 0 | 0 | 0 | 0 | L | 27-34+ |
| 12/01 | at Patriots | S | 5 | 3 | 2 | 0.0 | 0.0 | 1 | 1 | 0 | 0 | 0 | 0 | 0 | 0 | 0 | 0 | 0 | 0 | 0 | 0 | 0 | 0 | 0 | L | 15-33 |
| 12/14 | Commanders | S | 1 | 0 | 1 | 0.0 | 0.0 | 0 | 0 | 0 | 0 | 0 | 0 | 0 | 1 | 0 | 0 | 0 | 0 | 0 | 0 | 0 | 0 | 0 | L | 21-29 |
| 12/21 | Vikings | S | 0 | 0 | 0 | 0.0 | 0.0 | 0 | 0 | 0 | 0 | 0 | 0 | 0 | 1 | 0 | 0 | 0 | 0 | 0 | 0 | 0 | 0 | 0 | L | 13-16 |
| 12/28 | at Raiders | | | | | | | | | | INACTIVE | | | | | | | | | | | | | | W | 34-10 |
| 01/04 | Cowboys | | | | | | | | | | INJURED RESERVE | | | | | | | | | | | | | | W | 34-17 |
| **2025 TOTALS** | | **14-14** | **38** | **27** | **11** | **0.0** | **0.0** | **3** | **5** | **0** | **1** | **68** | **68** | **0** | **11** | **1** | **0** | **0** | **0** | **0** | **0** | **0** | **0** | **0** | **4-13** | |

+ - Overtime

## 2026 GAME-BY-GAME REGULAR-SEASON STATISTICS (TITANS)

| | | | TACKLES | | | | | | | | INTERCEPTIONS | | | | | O. FUMB | | | | ST | | | | | | |
|---|---|---|---|---|---|---|---|---|---|---|---|---|---|---|---|---|---|---|---|---|---|---|---|---|---|---|
| DATE | OPPONENT | P/S | TK | S | A | SK | YDS | TFL | YDS | QBP | NO | YDS | LG | TD | PD | FF | FR | TD | YDS | TK | S | A | FF | FR | W/L | SCORE |
| 09/13 | Jets | S | 3 | 3 | 0 | 0.0 | 0.0 | 0 | 0 | 0 | 0 | 0 | 0 | 0 | 0 | 0 | 0 | 0 | 0 | 0 | 0 | 0 | 0 | 0 | L | 10-23 |
| 09/20 | Eagles | | | | | | | | | | INACTIVE | | | | | | | | | | | | | | L | 20-24 |
| 09/27 | at Giants | S | 5 | 2 | 3 | 0.0 | 0.0 | 0 | 0 | 0 | 0 | 0 | 0 | 0 | 0 | 0 | 0 | 0 | 0 | 0 | 0 | 0 | 0 | 0 | L | 7-12 |
| 10/04 | at Ravens | S | 3 | 2 | 1 | 0.0 | 0.0 | 0 | 0 | 0 | 0 | 0 | 0 | 0 | 0 | 0 | 0 | 0 | 0 | 0 | 0 | 0 | 0 | 0 | L | 18-24 |
| 10/11 | Texans | S | 3 | 2 | 1 | 0.0 | 0.0 | 0 | 0 | 0 | 0 | 0 | 0 | 0 | 0 | 0 | 0 | 0 | 0 | 0 | 0 | 0 | 0 | 0 | L | 3-26 |
| 10/18 | at Colts | S | 3 | 2 | 1 | 0.0 | 0.0 | 0 | 0 | 0 | 1 | 0 | 0 | 0 | 1 | 0 | 0 | 0 | 0 | 0 | 0 | 0 | 0 | 0 | W | 26-20 |
| 10/25 | Browns | S | 4 | 3 | 1 | 0.0 | 0.0 | 0 | 0 | 0 | 1 | 14 | 14 | 0 | 1 | 0 | 0 | 0 | 0 | 0 | 0 | 0 | 0 | 0 | L | 24-27 |
| **2026 TOTALS** | | **6-6** | **21** | **14** | **7** | **0.0** | **0.0** | **0** | **0** | **0** | **2** | **14** | **14** | **0** | **2** | **0** | **0** | **0** | **0** | **0** | **0** | **0** | **0** | **0** | **1-6** | |

## 2022 GAME-BY-GAME POSTSEASON STATISTICS (GIANTS)

| | | | TACKLES | | | | | | | | INTERCEPTIONS | | | | | O. FUMB | | | | ST | | | | | | |
|---|---|---|---|---|---|---|---|---|---|---|---|---|---|---|---|---|---|---|---|---|---|---|---|---|---|---|
| DATE | OPPONENT | P/S | TK | S | A | SK | YDS | TFL | YDS | QBP | NO | YDS | LG | TD | PD | FF | FR | TD | YDS | TK | S | A | FF | FR | W/L | SCORE |
| 01/15 | at Vikings | P | 0 | 0 | 0 | 0.0 | 0.0 | 0 | 0 | 0 | 0 | 0 | 0 | 0 | 1 | 0 | 0 | 0 | 0 | 0 | 0 | 0 | 0 | 0 | W | 31-24 |
| 01/21 | at Eagles | P | 0 | 0 | 0 | 0.0 | 0.0 | 0 | 0 | 0 | 0 | 0 | 0 | 0 | 0 | 0 | 0 | 0 | 0 | 0 | 0 | 0 | 0 | 0 | L | 7-38 |
| **2022 TOTALS** | | **2-0** | **0** | **0** | **0** | **0.0** | **0.0** | **0** | **0** | **0** | **0** | **0** | **0** | **0** | **1** | **0** | **0** | **0** | **0** | **0** | **0** | **0** | **0** | **0** | **1-1** | |



# JOHN FRANKLIN-MYERS

**DEFENSIVE LINEMAN ★ 6'4" ★ 288 LBS**

**COLLEGE:** STEPHEN F. AUSTIN ★ **HOMETOWN:** GREENVILLE, TEXAS
**NFL EXPERIENCE (NFL/TITANS):** 9/1 ★ **ACQUIRED:** UFA (DEN)-'26
**GAMES PLAYED/GAMES STARTED:** 121/90(Playoffs: 6/3)

91

## CAREER HIGHLIGHTS

- In 2025, Franklin-Myers registered 25 tackles, including a career-best 7.5 sacks, 39 quarterback pressures and six tackles for loss.
- In his first year with the Broncos in 2024, Franklin-Myers set a career high with 40 tackles and a then career-best with seven sacks.
- In 2023, Franklin-Myers notched 33 tackles, 3.5 sacks, 42 quarterback pressures and a career-high three passes defensed in his final season with the Jets.

**PRO:** The Titans signed John Franklin-Myers early in the 2026 free agency period to add physicality and aggression to the defensive front. The 6-foot-4-inch, 288-pound defensive lineman prides himself on violence and wreaking havoc among opponents' offensive trenches. Franklin-Myers was originally selected by the L.A. Rams in the fourth round of the 2018 NFL Draft and spent his rookie NFL campaign with the club. He was claimed off waivers by the N.Y. Jets in 2019 and spent the next five seasons with the organization. The Stephen F. Austin product joined the Denver Broncos via trade in 2024 and played two seasons with the team. Prior to his arrival in Tennessee, he appeared in 114 games with 83 starts and amassed 200 tackles, 34 sacks, 251 quarterback pressures, an interception, seven passes defensed, two forced fumbles and three fumble recoveries.

## TITANS TIDBITS:

- Franklin-Myers is familiar with the middle Tennessee area. His future in-laws live in Charlotte, Tenn., located just north of Dickson, about 40 miles west of Nashville. The family happened to buy five acres of land there not too long ago, and Franklin-Myers visited often with his fiance – after first making stops at Prince's Hot Chicken, of course.

## CAREER TRANSACTIONS:

- The Greenville, Texas, native was selected by the L.A. Rams in the fourth round (135th overall) of the 2018 NFL Draft.
- Waived by the Rams on Aug. 31, 2019.
- Claimed off waivers by the N.Y. Jets on Sept. 1, 2019.
- Traded by the Jets to the Denver Broncos in exchange for a 2026 sixth-round pick on April 27, 2024.
- Signed by the Titans as an unrestricted free agent on March 12, 2026.

## SEASON RECAPS:

**2026 (7/7 - Tennessee):** Has tied for the team lead in sacks once in 2026 (vs. PHI). Has tied for the team lead in passes defensed once in 2026 (vs. PHI).
- Against N.Y. Jets (9/13), started at defensive tackle in his Titans debut and posted three tackles with two quarterback pressures.
- Against Philadelphia (9/20), started at defensive tackle and compiled two tackles, a sack and three quarterback pressures. Credited with a sack of Jalen Hurts in the final stanza.
- At N.Y. Giants (9/27), started at defensive tackle and notched a tackle for loss, a pass defensed and a quarterback pressure. Dropped Cam Skattebo for a two-yard loss on a rush off right end in the second quarter. Got the Titans' offense the ball back by batting down a pass intended for Malik Nabers on third-and-five late in the fourth quarter.
- At Baltimore (10/4), started at defensive tackle and recorded four tackles, including a stop for loss and a quarterback pressure. Stuffed Derrick Henry for a one-yard loss on a rush off right tackle in the first quarter.
- Against Houston (10/11), started at defensive tackle and collected two tackles, including a half sack and a quarterback pressure. Teamed with Cedric Gray to chase C.J. Stroud out of bounds for a sack in the opening stanza.
- At Indianapolis (10/18), started at defensive tackle and registered six quarterback pressures.
- Against Cleveland (10/25), started at defensive tackle and amassed two tackles, including a stop for loss and a quarterback pressure. Stuffed Quinshon Judkins for a one-yard loss on a rush off right tackle in the first quarter.

**2025 (16/15, 2/2 - Denver):** Played in 16 games with 15 starts and posted 25 tackles, including a career-best 7.5 sacks, 39 quarterback pressures and six tackles for loss. Was inactive for the regular season finale. Started both postseason contests and registered a tackle.
- At L.A. Chargers (9/21), collected three tackles, including a six-yard sack of Justin Herbert on third-and-four in the final stanza.
- Against Jacksonville (12/21), notched three tackles and tied a career-high with two sacks. Dropped Trevor Lawrence for a two-yard sack in the opening stanza. Halted a Jaguars' drive by sacking Lawrence on third-and-10 in the fourth quarter.

**2024 (17/16, 1/1 - Denver):** Appeared in 17 games with 16 starts in his first season with the Broncos, recording a career-high 40 tackles and seven sacks. Registered a career-high 44 quarterback pressures and eight tackles for loss. Started the postseason contest.
- At N.Y. Jets (9/29), totaled three tackles, including a seven-yard sack of Aaron Rodgers.
- At Baltimore (11/3), nabbed four tackles, including an 11-yard sack of Lamar Jackson.
- At Kansas City (11/10), registered three tackles, including a six-yard sack of Patrick Mahomes, his second consecutive contest recording a quarterback takedown.
- Against Kansas City (1/5), recorded a nine-yard sack of Carson Wentz, setting a new single-season career high in sacks.

**2023 (17/17 - N.Y. Jets):** Started all 17 games and notched 33 tackles, 3.5 sacks, 42 quarterback pressures and a career-high three passes defensed. Anchored a defensive line that helped the Jets rank first in the league in yards allowed per play (4.57), second in passing defense (168.3 ypg) and third in total defense (292.3 ypg).
- Against Buffalo (9/11), totaled four tackles, including a nine-yard sack of Josh Allen in the season opener.
- Against L.A. Chargers (11/6), posted two tackles, including an 11-yard sack of Justin Herbert. Set a career-high with three passes defensed.
- At Las Vegas (11/12), tallied a sack in a second consecutive game after taking down Aidan O'Connell for an 11-yard loss.

**2022 (17/17 - N.Y. Jets):** Started all 17 games and totaled 38 tackles, five sacks, 35 quarterback pressures and a pass defensed. Played on a defense that finished fourth in the league in total defense (311.1 ypg), third in passing defense (189.4 ypg) and second in yards per play (4.8).
- At Pittsburgh (10/2), set a career-high with seven tackles.
- At Seattle (1/1), amassed four tackles, including his fifth sack of the season when he dropped Geno Smith for a 12-yard loss on third-and-nine in the second quarter.

**2021 (16/16 - N.Y. Jets):** Started all 16 games for the first time in his career and posted 35 tackles, a then career-high six sacks, 43 quarterback pressures, an interception and a forced fumble.
- At Carolina (9/12), made three tackles, including a nine-yard sack of Sam Darnold on third-and-two in the third quarter of the season opener.
- Against Tennessee (10/3), notched four tackles, including an eight-yard sack of Ryan Tannehill.
- At Houston (11/28), posted three tackles, set a career-high with two sacks and registered his first career interception. Picked off a Tyrod Taylor pass intended for David Johnson and returned it 32 yards in the first quarter. Dropped Taylor for a seven-yard sack late in the first quarter. Sacked Taylor for a 10-yard loss in the second stanza.

**2020 (15/2 - N.Y. Jets):** Played in 15 games with two starts for the Jets and amassed 19 tackles, three sacks, 28 quarterback pressures, two passes defensed and two forced fumbles. Was inactive for the regular season opener.
- Against Arizona (10/11), recorded four tackles, including an 11-yard sack of Kyler Murray in the third quarter.
- At Kansas City (11/1), made his first career NFL start and collected three tackles.

• Against Cleveland (12/27), notched three tackles, including a nine-yard sack of Baker Mayfield in the second quarter. Added a pass defensed and fumble recovery.

**2019 (0/0 - N.Y. Jets):** Claimed off waivers by the Jets on Sept. 1. Was inactive for the first three weeks of the season. Placed on injured reserve on Oct. 4 and missed the final 13 games.

**2018 (16/0, 3/0 - L.A. Rams):** Played in all 16 games as a rookie for the Rams and collected 10 tackles, two sacks, 20 quarterback pressures, a forced fumble and a fumble recovery. Saw action as a reserve in three postseason contests and registered three tackles, including a nine-yard sack.
• At Oakland (9/10), made his NFL debut and totaled two tackles.
• Against Minnesota (9/27), forced a fumble and recorded his first career sack. Sealed the game by sacking Kirk Cousins for a four-yard loss and forcing a fumble that was recovered by Ndamukong Suh with 1:18 remaining in the fourth quarter.
• At Chicago (12/9), dropped Mitchell Trubisky for a 10-yard sack on third-and-five in the first quarter.
• Against New England in Super Bowl LIII (2/3), dropped Tom Brady for nine-yard sack and forced a fumble that was recovered by David Andrews in the first quarter.

## COLLEGE:

• Saw action in 41 games with 33 starts in four seasons (2014-17) at Stephen F. Austin. Collected 130 tackles (70 solo), 17.5 sacks, two fumble recoveries and five forced fumbles. Completed his collegiate career fifth on Stephen F. Austin's all-time career tackles for loss list with 37.5 and finished ninth in program history with 17.5 career sacks.
• As a senior (2017), named second-team All-Southland Conference after playing 11 games with 10 starts and totaling 55 tackles (27 solo), 3.5 sacks and a forced fumble.
• As a junior (2016), appeared in all 11 games with nine starts on his way to first-team All-Southland Conference honors. Registered 32 tackles (20 solo), eight sacks, two fumble recoveries and four forced fumbles.
• As a sophomore (2015), earned second-team All-Southland Conference honors after posting 32 tackles (17 solo), six sacks and five quarterback hits in 11 games with four starts.
• As a true freshman (2014), appeared in eight games and notched 11 tackles (six solo), including a tackle for loss.
• Majored in kinesiology at Stephen F. Austin.

## PERSONAL:

• Attended Greenville (Texas) High School, where he was a three-year defensive starter, two-time first-team all-district and honorable mention all-district.
• Was also named Defensive MVP twice for the program.
• Also lettered in basketball and track and field.
• His brother Ernesto Villasenor played on the defensive line at Adams State.
• Named to the 2018 National Football Foundation Hampshire Honor Society for maintaining a cumulative 3.2 GPA or better throughout his collegiate career.
• Follow Franklin-Myers on Instagram and on X at @j_franklinmyers.
• Born John Franklin-Myers on Sept. 26, 1996 in Los Angeles, Calif.

## REGULAR SEASON COMPARISON: DEFENSIVE - CINCINNATI BENGALS

| | | | | TACKLES | | | | | | | | | MISC | | |
|---|---|---|---|---|---|---|---|---|---|---|---|---|---|---|---|
| DATE | OPP | W/L | GP/GS | TOT | SOLO | ASST | SACK | YDS. | INT | TFL | PD | QBH | TD | FF | FR |
| 10/31/21 | NYJ vs. CIN | W | S | 0 | 0 | 0 | 0.0 | 0.0 | 0 | 0 | 0 | 2 | 0 | 0 | 0 |
| 9/25/22 | NYJ vs. CIN | L | S | 0 | 0 | 0 | 0.0 | 0.0 | 0 | 0 | 0 | 0 | 0 | 0 | 0 |
| 12/28/24 | DEN @ CIN | L | S | 2 | 0 | 2 | 0.5 | 0.0 | 0 | 0 | 0 | 2 | 0 | 0 | 0 |
| 9/29/25 | DEN vs. CIN | W | S | 2 | 1 | 1 | 1.0 | 6.0 | 0 | 1 | 0 | 3 | 0 | 0 | 0 |
| TOTALS | | 2/2 | 4/4 | 4 | 1 | 3 | 1.5 | 6.0 | 0 | 1 | 0 | 7 | 0 | 0 | 0 |

## JOHN FRANKLIN-MYERS' NFL REGULAR SEASON DEFENSIVE STATISTICS

| | | | | TACKLES | | | | | | | | INTERCEPTIONS | | | | | O. FUMB | | | | ST | | | | |
|---|---|---|---|---|---|---|---|---|---|---|---|---|---|---|---|---|---|---|---|---|---|---|---|---|---|
| DATE | TEAM | GP | GS | TK | S | A | TFL | YDS | SK | YDS | QBP | NO | YDS | LG | TD | PD | FF | FR | TD | YDS | TK | S | A | FF | FR |
| 2018 | Rams | 16 | 0 | 10 | 6 | 4 | 1 | 10 | 2.0 | 14.0 | 20 | 0 | 0 | 0 | 0 | 0 | 1 | 1 | 0 | 0 | 0 | 0 | 0 | 0 | 0 |
| 2019 | Jets | 0 | 0 | 0 | 0 | 0 | 0 | 0 | 0.0 | 0.0 | 0 | 0 | 0 | 0 | 0 | 0 | 0 | 0 | 0 | 0 | 0 | 0 | 0 | 0 | 0 |
| 2020 | Jets | 15 | 2 | 19 | 8 | 11 | 5 | 29 | 3.0 | 25.0 | 28 | 0 | 0 | 0 | 0 | 2 | 0 | 2 | 0 | 0 | 0 | 0 | 0 | 0 | 0 |
| 2021 | Jets | 16 | 16 | 35 | 17 | 18 | 6 | 43 | 6.0 | 44.0 | 43 | 1 | 32 | 32 | 0 | 1 | 1 | 0 | 0 | 0 | 0 | 0 | 0 | 0 | 0 |
| 2022 | Jets | 17 | 17 | 38 | 16 | 22 | 4 | 26 | 5.0 | 39.0 | 35 | 0 | 0 | 0 | 0 | 1 | 0 | 0 | 0 | 0 | 0 | 0 | 0 | 0 | 0 |
| 2023 | Jets | 17 | 17 | 33 | 15 | 18 | 6 | 32 | 3.5 | 37.5 | 42 | 0 | 0 | 0 | 0 | 3 | 0 | 0 | 0 | 0 | 0 | 0 | 0 | 0 | 0 |
| 2024 | Broncos | 17 | 16 | 40 | 18 | 22 | 8 | 55 | 7.0 | 48.5 | 44 | 0 | 0 | 0 | 0 | 0 | 0 | 0 | 0 | 0 | 0 | 0 | 0 | 0 | 0 |
| 2025 | Broncos | 16 | 15 | 25 | 12 | 13 | 6 | 37 | 7.5 | 35.5 | 39 | 0 | 0 | 0 | 0 | 0 | 0 | 0 | 0 | 0 | 0 | 0 | 0 | 0 | 0 |
| 2026 | Titans | 7 | 7 | 14 | 6 | 8 | 3 | 4 | 1.5 | 0.0 | 15 | 0 | 0 | 0 | 0 | 1 | 0 | 0 | 0 | 0 | 0 | 0 | 0 | 0 | 0 |
| NFL TOTALS | | 121 | 90 | 214 | 98 | 116 | 39 | 236 | 35.5 | 243.5 | 266 | 1 | 32 | 32 | 0 | 8 | 2 | 3 | 0 | 0 | 0 | 0 | 0 | 0 | 0 |

## JOHN FRANKLIN-MYERS' NFL POSTSEASON DEFENSIVE STATISTICS

| | | | | TACKLES | | | | | | | | INTERCEPTIONS | | | | | O. FUMB | | | | ST | | | | |
|---|---|---|---|---|---|---|---|---|---|---|---|---|---|---|---|---|---|---|---|---|---|---|---|---|---|
| DATE | TEAM | GP | GS | TK | S | A | TFL | YDS | SK | YDS | QBP | NO | YDS | LG | TD | PD | FF | FR | TD | YDS | TK | S | A | FF | FR |
| 2018 | Rams | 3 | 0 | 3 | 2 | 1 | 0 | 0 | 1.0 | 9.0 | 1 | 0 | 0 | 0 | 0 | 0 | 1 | 0 | 0 | 0 | 0 | 0 | 0 | 0 | 0 |
| 2024 | Broncos | 1 | 1 | 0 | 0 | 0 | 0 | 0 | 0.0 | 0.0 | 0 | 0 | 0 | 0 | 0 | 0 | 0 | 0 | 0 | 0 | 0 | 0 | 0 | 0 | 0 |
| 2025 | Broncos | 2 | 2 | 1 | 0 | 1 | 0 | 0 | 0.0 | 0.0 | 0 | 0 | 0 | 0 | 0 | 0 | 0 | 0 | 0 | 0 | 0 | 0 | 0 | 0 | 0 |
| NFL TOTALS | | 6 | 3 | 4 | 2 | 2 | 0 | 0 | 1.0 | 9.0 | 1 | 0 | 0 | 0 | 0 | 0 | 1 | 0 | 0 | 0 | 0 | 0 | 0 | 0 | 0 |

## SINGLE-GAME HIGHS: DEFENSIVE

| | |
|---|---|
| **Total Tackles** | 7 (at Pittsburgh Steelers, Oct 02, 2022) |
| **Solo Tackles** | 3 (4 times, last vs. Pittsburgh Steelers, Sep 15, 2024) |
| **Sacks** | 2.0 (2 times, last vs. Jacksonville Jaguars, Dec 21, 2025) |
| **Passes Defensed** | 3 (vs. Los Angeles Chargers, Nov 06, 2023) |
| **Forced Fumbles** | 1 (2 times, last vs. New England Patriots, Sep 19, 2021) |
| **Fumble Recoveries** | 1 (3 times, last vs. Cleveland Browns, Dec 27, 2020) |
| **Tackles For Loss** | 2 (3 times, last at Houston Texans, Nov 28, 2021) |
| **Interceptions** | 1 (at Houston Texans, Nov 28, 2021) |
| **Interception Return Yards** | 32 (at Houston Texans, Nov 28, 2021) |

## SINGLE-GAME HIGHS - POSTSEASON: DEFENSIVE

| | |
|---|---|
| **Total Tackles** | 2 (at New Orleans Saints, Jan 20, 2019) |
| **Solo Tackles** | 1 (2 times, last vs. New England Patriots, Feb 03, 2019) |
| **Sacks** | 1.0 (vs. New England Patriots, Feb 03, 2019) |
| **Forced Fumbles** | 1 (vs. New England Patriots, Feb 03, 2019) |

## 2018 GAME-BY-GAME REGULAR-SEASON STATISTICS (RAMS)

| | | | TACKLES | | | | | | | | INTERCEPTIONS | | | | | O. FUMB | | | | ST | | | | | | |
|---|---|---|---|---|---|---|---|---|---|---|---|---|---|---|---|---|---|---|---|---|---|---|---|---|---|---|
| DATE | OPPONENT | P/S | TK | S | A | SK | YDS | TFL | YDS | QBP | NO | YDS | LG | TD | PD | FF | FR | TD | YDS | TK | S | A | FF | FR | W/L | SCORE |
| 09/10 | at Raiders | P | 2 | 1 | 1 | 0.0 | 0.0 | 0 | 0 | 1 | 0 | 0 | 0 | 0 | 0 | 0 | 0 | 0 | 0 | 0 | 0 | 0 | 0 | 0 | W | 33-13 |
| 09/16 | Cardinals | P | 2 | 2 | 0 | 0.0 | 0.0 | 0 | 0 | 1 | 0 | 0 | 0 | 0 | 0 | 0 | 0 | 0 | 0 | 0 | 0 | 0 | 0 | 0 | W | 34-0 |
| 09/23 | Chargers | P | 0 | 0 | 0 | 0.0 | 0.0 | 0 | 0 | 2 | 0 | 0 | 0 | 0 | 0 | 0 | 0 | 0 | 0 | 0 | 0 | 0 | 0 | 0 | W | 35-23 |
| 09/27 | Vikings | P | 1 | 1 | 0 | 1.0 | 4.0 | 0 | 0 | 5 | 0 | 0 | 0 | 0 | 0 | 1 | 0 | 0 | 0 | 0 | 0 | 0 | 0 | 0 | W | 38-31 |
| 10/07 | at Seahawks | P | 0 | 0 | 0 | 0.0 | 0.0 | 0 | 0 | 0 | 0 | 0 | 0 | 0 | 0 | 0 | 0 | 0 | 0 | 0 | 0 | 0 | 0 | 0 | W | 33-31 |
| 10/14 | at Broncos | P | 2 | 1 | 1 | 0.0 | 0.0 | 0 | 0 | 2 | 0 | 0 | 0 | 0 | 0 | 0 | 0 | 0 | 0 | 0 | 0 | 0 | 0 | 0 | W | 23-20 |
| 10/21 | at 49ers | P | 0 | 0 | 0 | 0.0 | 0.0 | 0 | 0 | 0 | 0 | 0 | 0 | 0 | 0 | 0 | 0 | 0 | 0 | 0 | 0 | 0 | 0 | 0 | W | 39-10 |
| 10/28 | Packers | P | 0 | 0 | 0 | 0.0 | 0.0 | 0 | 0 | 0 | 0 | 0 | 0 | 0 | 0 | 0 | 0 | 0 | 0 | 0 | 0 | 0 | 0 | 0 | W | 29-27 |
| 11/04 | at Saints | P | 0 | 0 | 0 | 0.0 | 0.0 | 0 | 0 | 0 | 0 | 0 | 0 | 0 | 0 | 0 | 0 | 0 | 0 | 0 | 0 | 0 | 0 | 0 | L | 35-45 |
| 11/11 | Seahawks | P | 1 | 0 | 1 | 0.0 | 0.0 | 0 | 0 | 5 | 0 | 0 | 0 | 0 | 0 | 0 | 0 | 0 | 0 | 0 | 0 | 0 | 0 | 0 | W | 36-31 |
| 11/19 | Chiefs | P | 0 | 0 | 0 | 0.0 | 0.0 | 0 | 0 | 2 | 0 | 0 | 0 | 0 | 0 | 0 | 1 | 0 | 0 | 0 | 0 | 0 | 0 | 0 | W | 54-51 |
| 12/02 | at Lions | P | 0 | 0 | 0 | 0.0 | 0.0 | 0 | 0 | 1 | 0 | 0 | 0 | 0 | 0 | 0 | 0 | 0 | 0 | 0 | 0 | 0 | 0 | 0 | W | 30-16 |
| 12/09 | at Bears | P | 1 | 1 | 0 | 1.0 | 10.0 | 1 | 10 | 1 | 0 | 0 | 0 | 0 | 0 | 0 | 0 | 0 | 0 | 0 | 0 | 0 | 0 | 0 | L | 6-15 |
| 12/16 | Eagles | P | 0 | 0 | 0 | 0.0 | 0.0 | 0 | 0 | 0 | 0 | 0 | 0 | 0 | 0 | 0 | 0 | 0 | 0 | 0 | 0 | 0 | 0 | 0 | L | 23-30 |
| 12/23 | at Cardinals | P | 0 | 0 | 0 | 0.0 | 0.0 | 0 | 0 | 0 | 0 | 0 | 0 | 0 | 0 | 0 | 0 | 0 | 0 | 0 | 0 | 0 | 0 | 0 | W | 31-9 |
| 12/30 | 49ers | P | 1 | 0 | 1 | 0.0 | 0.0 | 0 | 0 | 0 | 0 | 0 | 0 | 0 | 0 | 0 | 0 | 0 | 0 | 0 | 0 | 0 | 0 | 0 | W | 48-32 |
| **2018 TOTALS** | | **16-0** | **10** | **6** | **4** | **2.0** | **14.0** | **1** | **10** | **20** | **0** | **0** | **0** | **0** | **0** | **1** | **1** | **0** | **0** | **0** | **0** | **0** | **0** | **0** | **13-3** | |

## 2019 GAME-BY-GAME REGULAR-SEASON STATISTICS (JETS)

| | | | TACKLES | | | | | | | | INTERCEPTIONS | | | | | O. FUMB | | | | ST | | | | | | |
|---|---|---|---|---|---|---|---|---|---|---|---|---|---|---|---|---|---|---|---|---|---|---|---|---|---|---|
| DATE | OPPONENT | P/S | TK | S | A | SK | YDS | TFL | YDS | QBP | NO | YDS | LG | TD | PD | FF | FR | TD | YDS | TK | S | A | FF | FR | W/L | SCORE |
| 09/08 | Bills | | | | | | | | | | INACTIVE | | | | | | | | | | | | | | L | 16-17 |
| 09/16 | Browns | | | | | | | | | | INACTIVE | | | | | | | | | | | | | | L | 3-23 |
| 09/22 | at Patriots | | | | | | | | | | INACTIVE | | | | | | | | | | | | | | L | 14-30 |
| 10/06 | at Eagles | | | | | | | | | | INJURED RESERVE | | | | | | | | | | | | | | L | 6-31 |
| 10/13 | Cowboys | | | | | | | | | | INJURED RESERVE | | | | | | | | | | | | | | W | 24-22 |
| 10/21 | Patriots | | | | | | | | | | INJURED RESERVE | | | | | | | | | | | | | | L | 0-33 |
| 10/27 | at Jaguars | | | | | | | | | | INJURED RESERVE | | | | | | | | | | | | | | L | 15-29 |
| 11/03 | at Dolphins | | | | | | | | | | INJURED RESERVE | | | | | | | | | | | | | | L | 18-26 |
| 11/10 | Giants | | | | | | | | | | INJURED RESERVE | | | | | | | | | | | | | | W | 34-27 |
| 11/17 | at Redskins | | | | | | | | | | INJURED RESERVE | | | | | | | | | | | | | | W | 34-17 |
| 11/24 | Raiders | | | | | | | | | | INJURED RESERVE | | | | | | | | | | | | | | W | 34-3 |
| 12/01 | at Bengals | | | | | | | | | | INJURED RESERVE | | | | | | | | | | | | | | L | 6-22 |
| 12/08 | Dolphins | | | | | | | | | | INJURED RESERVE | | | | | | | | | | | | | | W | 22-21 |
| 12/12 | at Ravens | | | | | | | | | | INJURED RESERVE | | | | | | | | | | | | | | L | 21-42 |
| 12/22 | Steelers | | | | | | | | | | INJURED RESERVE | | | | | | | | | | | | | | W | 16-10 |
| 12/29 | at Bills | | | | | | | | | | INJURED RESERVE | | | | | | | | | | | | | | W | 13-6 |
| **2019 TOTALS** | | | **0** | **0** | **0** | **0.0** | **0.0** | **0** | **0** | **0** | **0** | **0** | **0** | **0** | **0** | **0** | **0** | **0** | **0** | **0** | **0** | **0** | **0** | **0** | **7-9** | |

## 2020 GAME-BY-GAME REGULAR-SEASON STATISTICS (JETS)

| | | | TACKLES | | | | | | | | INTERCEPTIONS | | | | | O. FUMB | | | | ST | | | | | | |
|---|---|---|---|---|---|---|---|---|---|---|---|---|---|---|---|---|---|---|---|---|---|---|---|---|---|---|
| DATE | OPPONENT | P/S | TK | S | A | SK | YDS | TFL | YDS | QBP | NO | YDS | LG | TD | PD | FF | FR | TD | YDS | TK | S | A | FF | FR | W/L | SCORE |
| 09/13 | at Bills | | | | | | | | | | INACTIVE | | | | | | | | | | | | | | L | 17-27 |
| 09/20 | 49ers | P | 1 | 0 | 1 | 0.0 | 0.0 | 0 | 0 | 1 | 0 | 0 | 0 | 0 | 0 | 0 | 0 | 0 | 0 | 0 | 0 | 0 | 0 | 0 | L | 13-31 |
| 09/27 | at Colts | P | 2 | 1 | 1 | 0.0 | 0.0 | 0 | 0 | 1 | 0 | 0 | 0 | 0 | 1 | 0 | 0 | 0 | 0 | 0 | 0 | 0 | 0 | 0 | L | 7-36 |
| 10/01 | Broncos | P | 0 | 0 | 0 | 0.0 | 0.0 | 0 | 0 | 3 | 0 | 0 | 0 | 0 | 0 | 0 | 0 | 0 | 0 | 0 | 0 | 0 | 0 | 0 | L | 28-37 |
| 10/11 | Cardinals | P | 4 | 2 | 2 | 1.0 | 11.0 | 1 | 11 | 2 | 0 | 0 | 0 | 0 | 0 | 0 | 0 | 0 | 0 | 0 | 0 | 0 | 0 | 0 | L | 10-30 |
| 10/18 | at Dolphins | P | 1 | 0 | 1 | 0.0 | 0.0 | 0 | 0 | 2 | 0 | 0 | 0 | 0 | 0 | 0 | 0 | 0 | 0 | 0 | 0 | 0 | 0 | 0 | L | 0-24 |
| 10/25 | Bills | P | 0 | 0 | 0 | 0.0 | 0.0 | 0 | 0 | 3 | 0 | 0 | 0 | 0 | 0 | 0 | 1 | 0 | 0 | 0 | 0 | 0 | 0 | 0 | L | 10-18 |
| 11/01 | at Chiefs | S | 3 | 1 | 2 | 0.0 | 0.0 | 1 | 3 | 0 | 0 | 0 | 0 | 0 | 0 | 0 | 0 | 0 | 0 | 0 | 0 | 0 | 0 | 0 | L | 9-35 |
| 11/09 | Patriots | P | 1 | 1 | 0 | 0.0 | 0.0 | 0 | 0 | 1 | 0 | 0 | 0 | 0 | 0 | 0 | 0 | 0 | 0 | 0 | 0 | 0 | 0 | 0 | L | 27-30 |
| 11/22 | at Chargers | S | 1 | 0 | 1 | 0.0 | 0.0 | 0 | 0 | 2 | 0 | 0 | 0 | 0 | 0 | 0 | 0 | 0 | 0 | 0 | 0 | 0 | 0 | 0 | L | 28-34 |
| 11/29 | Dolphins | P | 0 | 0 | 0 | 0.0 | 0.0 | 0 | 0 | 1 | 0 | 0 | 0 | 0 | 0 | 0 | 0 | 0 | 0 | 0 | 0 | 0 | 0 | 0 | L | 3-20 |
| 12/06 | Raiders | P | 0 | 0 | 0 | 0.0 | 0.0 | 0 | 0 | 5 | 0 | 0 | 0 | 0 | 0 | 0 | 0 | 0 | 0 | 0 | 0 | 0 | 0 | 0 | L | 28-31 |
| 12/13 | at Seahawks | P | 1 | 0 | 1 | 0.0 | 0.0 | 0 | 0 | 1 | 0 | 0 | 0 | 0 | 0 | 0 | 0 | 0 | 0 | 0 | 0 | 0 | 0 | 0 | L | 3-40 |
| 12/20 | at Rams | P | 1 | 1 | 0 | 1.0 | 5.0 | 1 | 5 | 3 | 0 | 0 | 0 | 0 | 0 | 0 | 0 | 0 | 0 | 0 | 0 | 0 | 0 | 0 | W | 23-20 |
| 12/27 | Browns | P | 3 | 1 | 2 | 1.0 | 9.0 | 1 | 9 | 3 | 0 | 0 | 0 | 0 | 1 | 0 | 1 | 0 | 0 | 0 | 0 | 0 | 0 | 0 | W | 23-16 |
| 01/03 | at Patriots | P | 1 | 1 | 0 | 0.0 | 0.0 | 1 | 1 | 0 | 0 | 0 | 0 | 0 | 0 | 0 | 0 | 0 | 0 | 0 | 0 | 0 | 0 | 0 | L | 14-28 |
| **2020 TOTALS** | | **15-2** | **19** | **8** | **11** | **3.0** | **25.0** | **5** | **29** | **28** | **0** | **0** | **0** | **0** | **2** | **0** | **2** | **0** | **0** | **0** | **0** | **0** | **0** | **0** | **2-14** | |

## 2021 GAME-BY-GAME REGULAR-SEASON STATISTICS (JETS)

| | | | TACKLES | | | | | | | | INTERCEPTIONS | | | | | O. FUMB | | | | ST | | | | | | |
|---|---|---|---|---|---|---|---|---|---|---|---|---|---|---|---|---|---|---|---|---|---|---|---|---|---|---|
| DATE | OPPONENT | P/S | TK | S | A | SK | YDS | TFL | YDS | QBP | NO | YDS | LG | TD | PD | FF | FR | TD | YDS | TK | S | A | FF | FR | W/L | SCORE |
| 09/12 | at Panthers | S | 3 | 2 | 1 | 1.0 | 9.0 | 2 | 14 | 2 | 0 | 0 | 0 | 0 | 0 | 0 | 0 | 0 | 0 | 0 | 0 | 0 | 0 | 0 | L | 14-19 |
| 09/19 | Patriots | S | 3 | 1 | 2 | 1.0 | 10.0 | 0 | 0 | 3 | 0 | 0 | 0 | 0 | 0 | 1 | 0 | 0 | 0 | 0 | 0 | 0 | 0 | 0 | L | 6-25 |
| 09/26 | at Broncos | S | 5 | 1 | 4 | 0.0 | 0.0 | 0 | 0 | 2 | 0 | 0 | 0 | 0 | 0 | 0 | 0 | 0 | 0 | 0 | 0 | 0 | 0 | 0 | L | 0-26 |
| 10/03 | Titans | S | 4 | 3 | 1 | 1.0 | 8.0 | 2 | 12 | 8 | 0 | 0 | 0 | 0 | 0 | 0 | 0 | 0 | 0 | 0 | 0 | 0 | 0 | 0 | W | 27-24+ |
| 10/10 | at Falcons | S | 3 | 1 | 2 | 0.0 | 0.0 | 0 | 0 | 2 | 0 | 0 | 0 | 0 | 0 | 0 | 0 | 0 | 0 | 0 | 0 | 0 | 0 | 0 | L | 20-27 |
| 10/24 | at Patriots | S | 1 | 1 | 0 | 0.0 | 0.0 | 0 | 0 | 1 | 0 | 0 | 0 | 0 | 0 | 0 | 0 | 0 | 0 | 0 | 0 | 0 | 0 | 0 | L | 13-54 |
| 10/31 | Bengals | S | 0 | 0 | 0 | 0.0 | 0.0 | 0 | 0 | 2 | 0 | 0 | 0 | 0 | 0 | 0 | 0 | 0 | 0 | 0 | 0 | 0 | 0 | 0 | W | 34-31 |
| 11/04 | at Colts | S | 3 | 2 | 1 | 1.0 | 0.0 | 0 | 0 | 4 | 0 | 0 | 0 | 0 | 0 | 0 | 0 | 0 | 0 | 0 | 0 | 0 | 0 | 0 | L | 30-45 |
| 11/14 | Bills | S | 1 | 0 | 1 | 0.0 | 0.0 | 0 | 0 | 0 | 0 | 0 | 0 | 0 | 0 | 0 | 0 | 0 | 0 | 0 | 0 | 0 | 0 | 0 | L | 17-45 |
| 11/21 | Dolphins | S | 2 | 0 | 2 | 0.0 | 0.0 | 0 | 0 | 7 | 0 | 0 | 0 | 0 | 0 | 0 | 0 | 0 | 0 | 0 | 0 | 0 | 0 | 0 | L | 17-24 |
| 11/28 | at Texans | S | 3 | 3 | 0 | 2.0 | 17.0 | 2 | 17 | 3 | 1 | 32 | 32 | 0 | 1 | 0 | 0 | 0 | 0 | 0 | 0 | 0 | 0 | 0 | W | 21-14 |
| 12/05 | Eagles | S | 1 | 1 | 0 | 0.0 | 0.0 | 0 | 0 | 0 | 0 | 0 | 0 | 0 | 0 | 0 | 0 | 0 | 0 | 0 | 0 | 0 | 0 | 0 | L | 18-33 |
| 12/12 | Saints | S | 3 | 1 | 2 | 0.0 | 0.0 | 0 | 0 | 1 | 0 | 0 | 0 | 0 | 0 | 0 | 0 | 0 | 0 | 0 | 0 | 0 | 0 | 0 | L | 9-30 |
| 12/19 | at Dolphins | S | 0 | 0 | 0 | 0.0 | 0.0 | 0 | 0 | 2 | 0 | 0 | 0 | 0 | 0 | 0 | 0 | 0 | 0 | 0 | 0 | 0 | 0 | 0 | L | 24-31 |
| 12/26 | Jaguars | | | | | | | | | | DID NOT PLAY | | | | | | | | | | | | | | W | 26-21 |
| 01/02 | Buccaneers | S | 1 | 1 | 0 | 0.0 | 0.0 | 0 | 0 | 1 | 0 | 0 | 0 | 0 | 0 | 0 | 0 | 0 | 0 | 0 | 0 | 0 | 0 | 0 | L | 24-28 |
| 01/09 | at Bills | S | 2 | 0 | 2 | 0.0 | 0.0 | 0 | 0 | 5 | 0 | 0 | 0 | 0 | 0 | 0 | 0 | 0 | 0 | 0 | 0 | 0 | 0 | 0 | L | 10-27 |
| **2021 TOTALS** | | **16-16** | **35** | **17** | **18** | **6.0** | **44.0** | **6** | **43** | **43** | **1** | **32** | **32** | **0** | **1** | **1** | **0** | **0** | **0** | **0** | **0** | **0** | **0** | **0** | **4-13** | |

+ - Overtime

## 2022 GAME-BY-GAME REGULAR-SEASON STATISTICS (JETS)

| | | | TACKLES | | | | | | | | INTERCEPTIONS | | | | | O. FUMB | | | | ST | | | | | | |
|---|---|---|---|---|---|---|---|---|---|---|---|---|---|---|---|---|---|---|---|---|---|---|---|---|---|---|
| DATE | OPPONENT | P/S | TK | S | A | SK | YDS | TFL | YDS | QBP | NO | YDS | LG | TD | PD | FF | FR | TD | YDS | TK | S | A | FF | FR | W/L | SCORE |
| 09/11 | Ravens | S | 2 | 2 | 0 | 0.0 | 0.0 | 0 | 0 | 2 | 0 | 0 | 0 | 0 | 0 | 0 | 0 | 0 | 0 | 0 | 0 | 0 | 0 | 0 | L | 9-24 |
| 09/18 | at Browns | S | 0 | 0 | 0 | 0.0 | 0.0 | 0 | 0 | 2 | 0 | 0 | 0 | 0 | 0 | 0 | 0 | 0 | 0 | 0 | 0 | 0 | 0 | 0 | W | 31-30 |
| 09/25 | Bengals | S | 0 | 0 | 0 | 0.0 | 0.0 | 0 | 0 | 0 | 0 | 0 | 0 | 0 | 0 | 0 | 0 | 0 | 0 | 0 | 0 | 0 | 0 | 0 | L | 12-27 |
| 10/02 | at Steelers | S | 7 | 3 | 4 | 0.0 | 0.0 | 0 | 0 | 0 | 0 | 0 | 0 | 0 | 0 | 0 | 0 | 0 | 0 | 0 | 0 | 0 | 0 | 0 | W | 24-20 |
| 10/09 | Dolphins | S | 2 | 1 | 1 | 0.5 | 2.5 | 0 | 0 | 4 | 0 | 0 | 0 | 0 | 1 | 0 | 0 | 0 | 0 | 0 | 0 | 0 | 0 | 0 | W | 40-17 |
| 10/16 | at Packers | S | 2 | 1 | 1 | 1.0 | 7.0 | 1 | 7 | 4 | 0 | 0 | 0 | 0 | 0 | 0 | 0 | 0 | 0 | 0 | 0 | 0 | 0 | 0 | W | 27-10 |
| 10/23 | at Broncos | S | 1 | 1 | 0 | 0.0 | 0.0 | 1 | 2 | 1 | 0 | 0 | 0 | 0 | 0 | 0 | 0 | 0 | 0 | 0 | 0 | 0 | 0 | 0 | W | 16-9 |
| 10/30 | Patriots | S | 3 | 2 | 1 | 1.0 | 5.0 | 1 | 5 | 3 | 0 | 0 | 0 | 0 | 0 | 0 | 0 | 0 | 0 | 0 | 0 | 0 | 0 | 0 | L | 17-22 |
| 11/06 | Bills | S | 2 | 1 | 1 | 0.0 | 0.0 | 0 | 0 | 3 | 0 | 0 | 0 | 0 | 0 | 0 | 0 | 0 | 0 | 0 | 0 | 0 | 0 | 0 | W | 20-17 |
| 11/20 | at Patriots | S | 3 | 0 | 3 | 1.0 | 9.0 | 0 | 0 | 4 | 0 | 0 | 0 | 0 | 0 | 0 | 0 | 0 | 0 | 0 | 0 | 0 | 0 | 0 | L | 3-10 |
| 11/27 | Bears | S | 3 | 1 | 2 | 0.5 | 3.5 | 0 | 0 | 2 | 0 | 0 | 0 | 0 | 0 | 0 | 0 | 0 | 0 | 0 | 0 | 0 | 0 | 0 | W | 31-10 |
| 12/04 | at Vikings | S | 2 | 1 | 1 | 0.0 | 0.0 | 0 | 0 | 2 | 0 | 0 | 0 | 0 | 0 | 0 | 0 | 0 | 0 | 0 | 0 | 0 | 0 | 0 | L | 22-27 |
| 12/11 | at Bills | S | 2 | 1 | 1 | 0.0 | 0.0 | 0 | 0 | 1 | 0 | 0 | 0 | 0 | 0 | 0 | 0 | 0 | 0 | 0 | 0 | 0 | 0 | 0 | L | 12-20 |
| 12/18 | Lions | S | 1 | 1 | 0 | 0.0 | 0.0 | 0 | 0 | 2 | 0 | 0 | 0 | 0 | 0 | 0 | 0 | 0 | 0 | 0 | 0 | 0 | 0 | 0 | L | 17-20 |
| 12/22 | Jaguars | S | 2 | 0 | 2 | 0.0 | 0.0 | 0 | 0 | 0 | 0 | 0 | 0 | 0 | 0 | 0 | 0 | 0 | 0 | 0 | 0 | 0 | 0 | 0 | L | 3-19 |
| 01/01 | at Seahawks | S | 4 | 1 | 3 | 1.0 | 12.0 | 1 | 12 | 1 | 0 | 0 | 0 | 0 | 0 | 0 | 0 | 0 | 0 | 0 | 0 | 0 | 0 | 0 | L | 6-23 |
| 01/08 | at Dolphins | S | 2 | 0 | 2 | 0.0 | 0.0 | 0 | 0 | 4 | 0 | 0 | 0 | 0 | 0 | 0 | 0 | 0 | 0 | 0 | 0 | 0 | 0 | 0 | L | 6-11 |
| 2022 TOTALS | | 17-17 | 38 | 16 | 22 | 5.0 | 39.0 | 4 | 26 | 35 | 0 | 0 | 0 | 0 | 1 | 0 | 0 | 0 | 0 | 0 | 0 | 0 | 0 | 0 | 7-10 | |

## 2023 GAME-BY-GAME REGULAR-SEASON STATISTICS (JETS)

| | | | TACKLES | | | | | | | | INTERCEPTIONS | | | | | O. FUMB | | | | ST | | | | | | |
|---|---|---|---|---|---|---|---|---|---|---|---|---|---|---|---|---|---|---|---|---|---|---|---|---|---|---|
| DATE | OPPONENT | P/S | TK | S | A | SK | YDS | TFL | YDS | QBP | NO | YDS | LG | TD | PD | FF | FR | TD | YDS | TK | S | A | FF | FR | W/L | SCORE |
| 09/11 | Bills | S | 4 | 1 | 3 | 1.0 | 9.0 | 1 | 9 | 5 | 0 | 0 | 0 | 0 | 0 | 0 | 0 | 0 | 0 | 0 | 0 | 0 | 0 | 0 | W | 22-16+ |
| 09/17 | at Cowboys | S | 2 | 2 | 0 | 0.0 | 0.0 | 0 | 0 | 2 | 0 | 0 | 0 | 0 | 0 | 0 | 0 | 0 | 0 | 0 | 0 | 0 | 0 | 0 | L | 10-30 |
| 09/24 | Patriots | S | 2 | 1 | 1 | 0.0 | 0.0 | 0 | 0 | 3 | 0 | 0 | 0 | 0 | 0 | 0 | 0 | 0 | 0 | 0 | 0 | 0 | 0 | 0 | L | 10-15 |
| 10/01 | Chiefs | S | 2 | 1 | 1 | 0.0 | 0.0 | 0 | 0 | 2 | 0 | 0 | 0 | 0 | 0 | 0 | 0 | 0 | 0 | 0 | 0 | 0 | 0 | 0 | L | 20-23 |
| 10/08 | at Broncos | S | 2 | 1 | 1 | 0.0 | 0.0 | 1 | 0 | 3 | 0 | 0 | 0 | 0 | 0 | 0 | 0 | 0 | 0 | 0 | 0 | 0 | 0 | 0 | W | 31-21 |
| 10/15 | Eagles | S | 2 | 1 | 1 | 0.0 | 0.0 | 0 | 0 | 5 | 0 | 0 | 0 | 0 | 0 | 0 | 0 | 0 | 0 | 0 | 0 | 0 | 0 | 0 | W | 20-14 |
| 10/29 | at Giants | S | 4 | 1 | 3 | 0.0 | 0.0 | 1 | 1 | 4 | 0 | 0 | 0 | 0 | 0 | 0 | 0 | 0 | 0 | 0 | 0 | 0 | 0 | 0 | W | 13-10+ |
| 11/06 | Chargers | S | 2 | 1 | 1 | 1.0 | 11.0 | 1 | 11 | 5 | 0 | 0 | 0 | 0 | 3 | 0 | 0 | 0 | 0 | 0 | 0 | 0 | 0 | 0 | L | 6-27 |
| 11/12 | at Raiders | S | 2 | 1 | 1 | 1.0 | 11.0 | 1 | 11 | 2 | 0 | 0 | 0 | 0 | 0 | 0 | 0 | 0 | 0 | 0 | 0 | 0 | 0 | 0 | L | 12-16 |
| 11/19 | at Bills | S | 0 | 0 | 0 | 0.0 | 0.0 | 0 | 0 | 0 | 0 | 0 | 0 | 0 | 0 | 0 | 0 | 0 | 0 | 0 | 0 | 0 | 0 | 0 | L | 6-32 |
| 11/24 | Dolphins | S | 0 | 0 | 0 | 0.0 | 0.0 | 0 | 0 | 1 | 0 | 0 | 0 | 0 | 0 | 0 | 0 | 0 | 0 | 0 | 0 | 0 | 0 | 0 | L | 13-34 |
| 12/03 | Falcons | S | 2 | 1 | 1 | 0.0 | 0.0 | 0 | 0 | 2 | 0 | 0 | 0 | 0 | 0 | 0 | 0 | 0 | 0 | 0 | 0 | 0 | 0 | 0 | L | 8-13 |
| 12/10 | Texans | S | 0 | 0 | 0 | 0.0 | 0.0 | 0 | 0 | 2 | 0 | 0 | 0 | 0 | 0 | 0 | 0 | 0 | 0 | 0 | 0 | 0 | 0 | 0 | W | 30-6 |
| 12/17 | at Dolphins | S | 2 | 0 | 2 | 0.0 | 0.0 | 0 | 0 | 0 | 0 | 0 | 0 | 0 | 0 | 0 | 0 | 0 | 0 | 0 | 0 | 0 | 0 | 0 | L | 0-30 |
| 12/24 | Commanders | S | 4 | 2 | 2 | 0.5 | 6.5 | 1 | 0 | 2 | 0 | 0 | 0 | 0 | 0 | 0 | 0 | 0 | 0 | 0 | 0 | 0 | 0 | 0 | W | 30-28 |
| 12/28 | at Browns | S | 2 | 1 | 1 | 0.0 | 0.0 | 0 | 0 | 1 | 0 | 0 | 0 | 0 | 0 | 0 | 0 | 0 | 0 | 0 | 0 | 0 | 0 | 0 | L | 20-37 |
| 01/07 | at Patriots | S | 1 | 1 | 0 | 0.0 | 0.0 | 0 | 0 | 3 | 0 | 0 | 0 | 0 | 0 | 0 | 0 | 0 | 0 | 0 | 0 | 0 | 0 | 0 | W | 17-3 |
| 2023 TOTALS | | 17-17 | 33 | 15 | 18 | 3.5 | 37.5 | 6 | 32 | 42 | 0 | 0 | 0 | 0 | 3 | 0 | 0 | 0 | 0 | 0 | 0 | 0 | 0 | 0 | 7-10 | |

+ - Overtime

## 2024 GAME-BY-GAME REGULAR-SEASON STATISTICS (BRONCOS)

| | | | TACKLES | | | | | | | | INTERCEPTIONS | | | | | O. FUMB | | | | ST | | | | | | |
|---|---|---|---|---|---|---|---|---|---|---|---|---|---|---|---|---|---|---|---|---|---|---|---|---|---|---|
| DATE | OPPONENT | P/S | TK | S | A | SK | YDS | TFL | YDS | QBP | NO | YDS | LG | TD | PD | FF | FR | TD | YDS | TK | S | A | FF | FR | W/L | SCORE |
| 09/08 | at Seahawks | S | 2 | 2 | 0 | 0.0 | 0.0 | 1 | 1 | 0 | 0 | 0 | 0 | 0 | 0 | 0 | 0 | 0 | 0 | 0 | 0 | 0 | 0 | 0 | L | 20-26 |
| 09/15 | Steelers | S | 3 | 3 | 0 | 0.0 | 0.0 | 0 | 0 | 0 | 0 | 0 | 0 | 0 | 0 | 0 | 0 | 0 | 0 | 0 | 0 | 0 | 0 | 0 | L | 6-13 |
| 09/22 | at Buccaneers | S | 2 | 1 | 1 | 1.0 | 7.0 | 1 | 7 | 3 | 0 | 0 | 0 | 0 | 0 | 0 | 0 | 0 | 0 | 0 | 0 | 0 | 0 | 0 | W | 26-7 |
| 09/29 | at Jets | S | 3 | 1 | 2 | 1.0 | 7.0 | 1 | 7 | 2 | 0 | 0 | 0 | 0 | 0 | 0 | 0 | 0 | 0 | 0 | 0 | 0 | 0 | 0 | W | 10-9 |
| 10/06 | Raiders | P | 2 | 0 | 2 | 0.0 | 0.0 | 0 | 0 | 4 | 0 | 0 | 0 | 0 | 0 | 0 | 0 | 0 | 0 | 0 | 0 | 0 | 0 | 0 | W | 34-18 |
| 10/13 | Chargers | S | 2 | 0 | 2 | 0.0 | 0.0 | 0 | 0 | 4 | 0 | 0 | 0 | 0 | 0 | 0 | 0 | 0 | 0 | 0 | 0 | 0 | 0 | 0 | L | 16-23 |
| 10/17 | at Saints | S | 2 | 1 | 1 | 1.0 | 6.0 | 1 | 6 | 2 | 0 | 0 | 0 | 0 | 0 | 0 | 0 | 0 | 0 | 0 | 0 | 0 | 0 | 0 | W | 33-10 |
| 10/27 | Panthers | S | 2 | 1 | 1 | 0.0 | 0.0 | 0 | 0 | 2 | 0 | 0 | 0 | 0 | 0 | 0 | 0 | 0 | 0 | 0 | 0 | 0 | 0 | 0 | W | 28-14 |
| 11/03 | at Ravens | S | 4 | 2 | 2 | 1.0 | 11.0 | 1 | 11 | 2 | 0 | 0 | 0 | 0 | 0 | 0 | 0 | 0 | 0 | 0 | 0 | 0 | 0 | 0 | L | 10-41 |
| 11/10 | at Chiefs | S | 3 | 2 | 1 | 1.0 | 6.0 | 1 | 6 | 3 | 0 | 0 | 0 | 0 | 0 | 0 | 0 | 0 | 0 | 0 | 0 | 0 | 0 | 0 | L | 14-16 |
| 11/17 | Falcons | S | 3 | 2 | 1 | 0.0 | 0.0 | 1 | 8 | 2 | 0 | 0 | 0 | 0 | 0 | 0 | 0 | 0 | 0 | 0 | 0 | 0 | 0 | 0 | W | 38-6 |
| 11/24 | at Raiders | S | 1 | 0 | 1 | 0.0 | 0.0 | 0 | 0 | 6 | 0 | 0 | 0 | 0 | 0 | 0 | 0 | 0 | 0 | 0 | 0 | 0 | 0 | 0 | W | 29-19 |
| 12/02 | Browns | S | 4 | 0 | 4 | 0.0 | 0.0 | 0 | 0 | 4 | 0 | 0 | 0 | 0 | 0 | 0 | 0 | 0 | 0 | 0 | 0 | 0 | 0 | 0 | W | 41-32 |
| 12/15 | Colts | S | 3 | 2 | 1 | 0.5 | 2.5 | 0 | 0 | 4 | 0 | 0 | 0 | 0 | 0 | 0 | 0 | 0 | 0 | 0 | 0 | 0 | 0 | 0 | W | 31-13 |
| 12/19 | at Chargers | S | 1 | 0 | 1 | 0.0 | 0.0 | 0 | 0 | 1 | 0 | 0 | 0 | 0 | 0 | 0 | 0 | 0 | 0 | 0 | 0 | 0 | 0 | 0 | L | 27-34 |
| 12/28 | at Bengals | S | 2 | 0 | 2 | 0.5 | 0.0 | 0 | 0 | 2 | 0 | 0 | 0 | 0 | 0 | 0 | 0 | 0 | 0 | 0 | 0 | 0 | 0 | 0 | L | 24-30+ |
| 01/05 | Chiefs | S | 1 | 1 | 0 | 1.0 | 9.0 | 1 | 9 | 3 | 0 | 0 | 0 | 0 | 0 | 0 | 0 | 0 | 0 | 0 | 0 | 0 | 0 | 0 | W | 38-0 |
| 2024 TOTALS | | 17-16 | 40 | 18 | 22 | 7.0 | 48.5 | 8 | 55 | 44 | 0 | 0 | 0 | 0 | 0 | 0 | 0 | 0 | 0 | 0 | 0 | 0 | 0 | 0 | 10-7 | |

+ - Overtime

## 2025 GAME-BY-GAME REGULAR-SEASON STATISTICS (BRONCOS)

| | | | TACKLES | | | | | | | | INTERCEPTIONS | | | | | O. FUMB | | | | ST | | | | | | |
|---|---|---|---|---|---|---|---|---|---|---|---|---|---|---|---|---|---|---|---|---|---|---|---|---|---|---|
| DATE | OPPONENT | P/S | TK | S | A | SK | YDS | TFL | YDS | QBP | NO | YDS | LG | TD | PD | FF | FR | TD | YDS | TK | S | A | FF | FR | W/L | SCORE |
| 09/07 | Titans | S | 1 | 0 | 1 | 0.0 | 0.0 | 0 | 0 | 2 | 0 | 0 | 0 | 0 | 0 | 0 | 0 | 0 | 0 | 0 | 0 | 0 | 0 | 0 | W | 20-12 |
| 09/14 | at Colts | S | 0 | 0 | 0 | 0.0 | 0.0 | 0 | 0 | 0 | 0 | 0 | 0 | 0 | 0 | 0 | 0 | 0 | 0 | 0 | 0 | 0 | 0 | 0 | L | 28-29 |
| 09/21 | at Chargers | S | 3 | 2 | 1 | 1.0 | 6.0 | 1 | 6 | 3 | 0 | 0 | 0 | 0 | 0 | 0 | 0 | 0 | 0 | 0 | 0 | 0 | 0 | 0 | L | 20-23 |
| 09/29 | Bengals | S | 2 | 1 | 1 | 1.0 | 6.0 | 1 | 6 | 3 | 0 | 0 | 0 | 0 | 0 | 0 | 0 | 0 | 0 | 0 | 0 | 0 | 0 | 0 | W | 28-3 |
| 10/05 | at Eagles | P | 0 | 0 | 0 | 0.0 | 0.0 | 0 | 0 | 4 | 0 | 0 | 0 | 0 | 0 | 0 | 0 | 0 | 0 | 0 | 0 | 0 | 0 | 0 | W | 21-17 |
| 10/12 | at Jets | S | 2 | 1 | 1 | 1.0 | 0.0 | 0 | 0 | 5 | 0 | 0 | 0 | 0 | 0 | 0 | 0 | 0 | 0 | 0 | 0 | 0 | 0 | 0 | W | 13-11 |
| 10/19 | Giants | S | 3 | 2 | 1 | 0.0 | 0.0 | 1 | 3 | 1 | 0 | 0 | 0 | 0 | 0 | 0 | 0 | 0 | 0 | 0 | 0 | 0 | 0 | 0 | W | 33-32 |
| 10/26 | Cowboys | S | 2 | 1 | 1 | 1.0 | 13.0 | 1 | 13 | 2 | 0 | 0 | 0 | 0 | 0 | 0 | 0 | 0 | 0 | 0 | 0 | 0 | 0 | 0 | W | 44-24 |
| 11/02 | at Texans | S | 2 | 1 | 1 | 0.0 | 0.0 | 0 | 0 | 1 | 0 | 0 | 0 | 0 | 0 | 0 | 0 | 0 | 0 | 0 | 0 | 0 | 0 | 0 | W | 18-15 |
| 11/06 | Raiders | S | 3 | 1 | 2 | 0.5 | 1.5 | 0 | 0 | 3 | 0 | 0 | 0 | 0 | 0 | 0 | 0 | 0 | 0 | 0 | 0 | 0 | 0 | 0 | W | 10-7 |
| 11/16 | Chiefs | S | 1 | 0 | 1 | 0.0 | 0.0 | 0 | 0 | 2 | 0 | 0 | 0 | 0 | 0 | 0 | 0 | 0 | 0 | 0 | 0 | 0 | 0 | 0 | W | 22-19 |
| 11/30 | at Commanders | S | 1 | 0 | 1 | 0.0 | 0.0 | 0 | 0 | 1 | 0 | 0 | 0 | 0 | 0 | 0 | 0 | 0 | 0 | 0 | 0 | 0 | 0 | 0 | W | 27-26+ |
| 12/07 | at Raiders | S | 2 | 1 | 1 | 1.0 | 7.0 | 1 | 7 | 1 | 0 | 0 | 0 | 0 | 0 | 0 | 0 | 0 | 0 | 0 | 0 | 0 | 0 | 0 | W | 24-17 |
| 12/14 | Packers | S | 0 | 0 | 0 | 0.0 | 0.0 | 0 | 0 | 5 | 0 | 0 | 0 | 0 | 0 | 0 | 0 | 0 | 0 | 0 | 0 | 0 | 0 | 0 | W | 34-26 |
| 12/21 | Jaguars | S | 3 | 2 | 1 | 2.0 | 2.0 | 1 | 2 | 5 | 0 | 0 | 0 | 0 | 0 | 0 | 0 | 0 | 0 | 0 | 0 | 0 | 0 | 0 | L | 20-34 |
| 12/25 | at Chiefs | S | 0 | 0 | 0 | 0.0 | 0.0 | 0 | 0 | 1 | 0 | 0 | 0 | 0 | 0 | 0 | 0 | 0 | 0 | 0 | 0 | 0 | 0 | 0 | W | 20-13 |
| 01/04 | Chargers | | | | | | | | | | INACTIVE | | | | | | | | | | | | | | W | 19-3 |
| 2025 TOTALS | | 16-15 | 25 | 12 | 13 | 7.5 | 35.5 | 6 | 37 | 39 | 0 | 0 | 0 | 0 | 0 | 0 | 0 | 0 | 0 | 0 | 0 | 0 | 0 | 0 | 14-3 | |

+ - Overtime

## 2026 GAME-BY-GAME REGULAR-SEASON STATISTICS (TITANS)

| | | | TACKLES | | | | | | | | INTERCEPTIONS | | | | | O. FUMB | | | | ST | | | | | | |
|---|---|---|---|---|---|---|---|---|---|---|---|---|---|---|---|---|---|---|---|---|---|---|---|---|---|---|
| DATE | OPPONENT | P/S | TK | S | A | SK | YDS | TFL | YDS | QBP | NO | YDS | LG | TD | PD | FF | FR | TD | YDS | TK | S | A | FF | FR | W/L | SCORE |
| 09/13 | Jets | S | 3 | 1 | 2 | 0.0 | 0.0 | 0 | 0 | 2 | 0 | 0 | 0 | 0 | 0 | 0 | 0 | 0 | 0 | 0 | 0 | 0 | 0 | 0 | L | 10-23 |
| 09/20 | Eagles | S | 2 | 1 | 1 | 1.0 | 0.0 | 0 | 0 | 3 | 0 | 0 | 0 | 0 | 0 | 0 | 0 | 0 | 0 | 0 | 0 | 0 | 0 | 0 | L | 20-24 |
| 09/27 | at Giants | S | 1 | 1 | 0 | 0.0 | 0.0 | 1 | 2 | 1 | 0 | 0 | 0 | 0 | 1 | 0 | 0 | 0 | 0 | 0 | 0 | 0 | 0 | 0 | L | 7-12 |
| 10/04 | at Ravens | S | 4 | 2 | 2 | 0.0 | 0.0 | 1 | 1 | 1 | 0 | 0 | 0 | 0 | 0 | 0 | 0 | 0 | 0 | 0 | 0 | 0 | 0 | 0 | L | 18-24 |
| 10/11 | Texans | S | 2 | 0 | 2 | 0.5 | 0.0 | 0 | 0 | 1 | 0 | 0 | 0 | 0 | 0 | 0 | 0 | 0 | 0 | 0 | 0 | 0 | 0 | 0 | L | 3-26 |
| 10/18 | at Colts | S | 0 | 0 | 0 | 0.0 | 0.0 | 0 | 0 | 6 | 0 | 0 | 0 | 0 | 0 | 0 | 0 | 0 | 0 | 0 | 0 | 0 | 0 | 0 | W | 26-20 |
| 10/25 | Browns | S | 2 | 1 | 1 | 0.0 | 0.0 | 1 | 1 | 1 | 0 | 0 | 0 | 0 | 0 | 0 | 0 | 0 | 0 | 0 | 0 | 0 | 0 | 0 | L | 24-27 |
| 2026 TOTALS | | 7-7 | 14 | 6 | 8 | 1.5 | 0.0 | 3 | 4 | 15 | 0 | 0 | 0 | 0 | 1 | 0 | 0 | 0 | 0 | 0 | 0 | 0 | 0 | 0 | 1-6 | |

## 2018 GAME-BY-GAME POSTSEASON STATISTICS (RAMS)

| | | | TACKLES | | | | | | | | INTERCEPTIONS | | | | | O. FUMB | | | | ST | | | | | | |
|---|---|---|---|---|---|---|---|---|---|---|---|---|---|---|---|---|---|---|---|---|---|---|---|---|---|---|
| DATE | OPPONENT | P/S | TK | S | A | SK | YDS | TFL | YDS | QBP | NO | YDS | LG | TD | PD | FF | FR | TD | YDS | TK | S | A | FF | FR | W/L | SCORE |
| 01/12 | Cowboys | P | 0 | 0 | 0 | 0.0 | 0.0 | 0 | 0 | 0 | 0 | 0 | 0 | 0 | 0 | 0 | 0 | 0 | 0 | 0 | 0 | 0 | 0 | 0 | W | 30-22 |
| 01/20 | at Saints | P | 2 | 1 | 1 | 0.0 | 0.0 | 0 | 0 | 0 | 0 | 0 | 0 | 0 | 0 | 0 | 0 | 0 | 0 | 0 | 0 | 0 | 0 | 0 | W | 26-23+ |
| 02/03 | Patriots | P | 1 | 1 | 0 | 1.0 | 9.0 | 0 | 0 | 1 | 0 | 0 | 0 | 0 | 0 | 1 | 0 | 0 | 0 | 0 | 0 | 0 | 0 | 0 | L | 3-13 |
| **2018 TOTALS** | | **3-0** | **3** | **2** | **1** | **1.0** | **9.0** | **0** | **0** | **1** | **0** | **0** | **0** | **0** | **0** | **1** | **0** | **0** | **0** | **0** | **0** | **0** | **0** | **0** | **2-1** | |

+ - Overtime

## 2024 GAME-BY-GAME POSTSEASON STATISTICS (BRONCOS)

| | | | TACKLES | | | | | | | | INTERCEPTIONS | | | | | O. FUMB | | | | ST | | | | | | |
|---|---|---|---|---|---|---|---|---|---|---|---|---|---|---|---|---|---|---|---|---|---|---|---|---|---|---|
| DATE | OPPONENT | P/S | TK | S | A | SK | YDS | TFL | YDS | QBP | NO | YDS | LG | TD | PD | FF | FR | TD | YDS | TK | S | A | FF | FR | W/L | SCORE |
| 01/12 | at Bills | S | 0 | 0 | 0 | 0.0 | 0.0 | 0 | 0 | 0 | 0 | 0 | 0 | 0 | 0 | 0 | 0 | 0 | 0 | 0 | 0 | 0 | 0 | 0 | L | 7-31 |
| **2024 TOTALS** | | **1-1** | **0** | **0** | **0** | **0.0** | **0.0** | **0** | **0** | **0** | **0** | **0** | **0** | **0** | **0** | **0** | **0** | **0** | **0** | **0** | **0** | **0** | **0** | **0** | **0-1** | |

## 2025 GAME-BY-GAME POSTSEASON STATISTICS (BRONCOS)

| | | | TACKLES | | | | | | | | INTERCEPTIONS | | | | | O. FUMB | | | | ST | | | | | | |
|---|---|---|---|---|---|---|---|---|---|---|---|---|---|---|---|---|---|---|---|---|---|---|---|---|---|---|
| DATE | OPPONENT | P/S | TK | S | A | SK | YDS | TFL | YDS | QBP | NO | YDS | LG | TD | PD | FF | FR | TD | YDS | TK | S | A | FF | FR | W/L | SCORE |
| 01/17 | Bills | S | 0 | 0 | 0 | 0.0 | 0.0 | 0 | 0 | 0 | 0 | 0 | 0 | 0 | 0 | 0 | 0 | 0 | 0 | 0 | 0 | 0 | 0 | 0 | W | 33-30+ |
| 01/25 | Patriots | S | 1 | 0 | 1 | 0.0 | 0.0 | 0 | 0 | 0 | 0 | 0 | 0 | 0 | 0 | 0 | 0 | 0 | 0 | 0 | 0 | 0 | 0 | 0 | L | 7-10 |
| **2025 TOTALS** | | **2-2** | **1** | **0** | **1** | **0.0** | **0.0** | **0** | **0** | **0** | **0** | **0** | **0** | **0** | **0** | **0** | **0** | **0** | **0** | **0** | **0** | **0** | **0** | **0** | **1-1** | |

+ - Overtime



# KYLEN GRANSON

**TIGHT END ★ 6'3" ★ 242 LBS**

**COLLEGE:** SOUTHERN METHODIST ★ **HOMETOWN:** AUSTIN, TEXAS
**NFL EXPERIENCE (NFL/TITANS):** 6/1 ★ **ACQUIRED:** UFA (PHI)-'26
**GAMES PLAYED/GAMES STARTED:** 81/20(Playoffs: 1/0)

86

## CAREER HIGHLIGHTS

• In 2023, Granson started a career-high seven games and set personal-bests with 368 receiving yards and scored his first career touchdown at Houston in Week 2.

**PRO:** The Titans signed Kylen Granson as an unrestricted free agent during the 2026 offseason to provide depth and verstaility to the tight end group. The 6-foot-3-inch, 242-pounder was originally drafted by the Indianapolis Colts and spent his first four seasons (2021-24) with the club before spending the 2025 campaign with the Philadelphia Eagles. Prior to his arrival in Tennessee, the Southern Methodist product played in 79 games with 20 starts and recorded 93 receptions for 998 yards with a touchdown over five seasons.

## TITANS TIDBITS:

• Granson married Daisy Foko in 2025. The wedding was officiated by John Green, a friend of Granson and a best-selling author.
• Granson has a passion for reading and has a foundation called KG's Kids which works to expose students to the importance of reading by providing opportunities and supplies to students in need.

## CAREER TRANSACTIONS:

• The Austin, Texas native was selected by the Indianapolis Colts in the fourth round (127th overall) of the 2021 NFL Draft.
• Signed by the Eagles as an unrestricted free agent on March 20, 2025.
• Signed by the Titans as an unrestricted free agent on March 16, 2026.

## SEASON RECAPS:

**2026 (2/0 - Tennessee):** Has tied for the team lead in special teams tackles once in 2026 (vs. HST).
• Against N.Y. Jets (9/13), made his Titans debut as a reserve on special teams.
• Against Philadelphia (9/20), was inactive.
• At N.Y. Giants (9/27), was inactive.
• At Baltimore (10/4), was inactive.
• Against Houston (10/11), returned to the lineup and tied for the team lead with a special teams stop.
• At Indianapolis (10/18), was inactive.
• Against Cleveland (10/25), was inactive.

**2025 (17/3, 1/0 - Philadelphia):** Played in all 17 games with three starts at tight end while totaling seven receptions for 40 yards. Added nine tackles on special teams. Appeared in the team's postseason contest.
• At Kansas City (9/14), started at tight end and helped block for Eagles' rushers to gain 122 yards in the win.
• Against Washington (1/4), started at tight end and compiled season-highs with four receptions for 30 yards, including a 12-yard reception.

**2024 (17/6 - Indianapolis):** Played in all 17 games with six starts and caught 14 passes for 182 yards. Added three tackles on special teams.
• Against Chicago (9/22), recorded a 40-yard reception in the second quarter.
• At Minnesota (11/3), nabbed a 22-yard reception on third-and-one in the first stanza.
• At Denver (12/15), caught three passes for a season-high 47 yards.

**2023 (15/7 - Indianapolis):** Appeared in 15 games with seven starts, setting personal bests with 30 receptions for 368 yards with a touchdown. Also compiled three special teams tackles. Was inactive for two games.
• Against Jacksonville (9/10), opened the season with four receptions for 39 yards.
• At Houston (9/17), posted his first touchdown on a three-yard reception in the second quarter. Finished with three receptions for 16 yards.
• At Jacksonville (10/15), hauled in a career-long 45-yard reception. The catch was part of a three-reception, 67-yard performance.
• At Tennessee (12/3), recorded three receptions for a career-high 72 yards.

**2022 (13/4 - Indianapolis):** Played in 13 games with four starts and compiled 31 catches for 302 yards. Was inactive for four games. Made his first career start at Jacksonville (9/18).
• Against Tennessee (10/2), totaled a season-high 62 receiving yards on four receptions.
• Against Las Vegas (11/13), notched a season-long 32-yard reception. Finished with four catches for 57 yards.

**2021 (17/0 - Indianapolis):** Appeared as a reserve in all 17 games as a rookie and recorded 11 receptions for 106 yards. Also contributed on special teams. Made his NFL debut against Seattle (9/12).
• Against N.Y. Jets (11/4), hauled in a season-long 27-yard reception.

## COLLEGE:

• Played in 41 games with 30 starts in four collegiate seasons at Southern Methodist (2019-20) and Rice (2016-17). Totaled 129 receptions for 1,879 yards and 16 touchdowns during his career. Ranks first in SMU program history in receiving touchdowns by a tight end (14), and second in receptions (78) and receiving yards (1,257) by a tight end.
• As a senior (2020), earned first-team All-AAC honors after starting all 10 games for the Mustangs and recording 35 receptions for 536 yards with a team-leading five receiving touchdowns. Recorded a career-high 149 receiving yards and hauled in a touchdown at Temple (11/7). Also named to Dave Campbell's All-Texas College second team.
• As a redshirt junior (2019), started all 13 games in his first season at Southern Methodist. Logged 43 receptions for 721 yards with nine receiving scores. His touchdown total was the most by a SMU tight end in a single season. Named second-team All-ACC and to Dave Campbell's All-Texas College Offense.
• As a junior (2018), sat out due to transfer rules.
• As a sophomore (2017), appeared in 10 games with five starts for the Owls. Finished the season with 18 receptions for 241 yards as well as six carries for 51 yards. Transferred to SMU following the season.
• As a freshman (2016), appeared in eight games with two starts at Rice and ranked second on the team with 381 receiving yards on 33 receptions with two touchdowns. Also carried the ball four times for 41 yards.

## PERSONAL:

• Attended Westlake (Texas) High School and earned second-team All-District and honorable mention Academic All-State honors during his high school career.
• As a senior, recorded 39 receptions for 630 yards with 10 touchdowns. Also rushed for 100 yards. Named All-District second team after missing the first seven games of the season.
• Also participated in track and field, qualifying for regionals in the 4x200-meter relay.
• Married to Daisy Foko Granson.
• Follow Kylen Granson on X at @theKCG18 and on Instagram at @k_granson18.
• Born Kylen Granson on March 27, 1988 in DeMotte, Ind.

## REGULAR SEASON COMPARISON: RECEIVING - CINCINNATI BENGALS

| DATE | OPP | W/L | GP/GS | REC | YDS. | AVG. | TD | LG | TGTS | YAC |
|---|---|---|---|---|---|---|---|---|---|---|
| 12/10/23 | IND @ CIN | L | S | 2 | 17 | 8.5 | 0 | 9 | 4 | 6 |
| TOTALS | | 0/1 | 1/1 | 2 | 17 | 8.5 | 0 | 9 | 4 | 6 |

## KYLEN GRANSON'S NFL REGULAR SEASON RUSHING/RECEIVING STATISTICS

| | | | | RECEIVING | | | | | RUSHING | | | | |
|---|---|---|---|---|---|---|---|---|---|---|---|---|---|
| DATE | TEAM | GP | GS | NO. | YDS. | AVG. | LG | TD | NO. | YDS. | AVG. | LG | TD |
| 2021 | Colts | 17 | 0 | 11 | 106 | 9.6 | 27 | 0 | 0 | 0 | 0.0 | 0 | 0 |
| 2022 | Colts | 13 | 4 | 31 | 302 | 9.7 | 32 | 0 | 1 | 0 | 0.0 | 0 | 0 |
| 2023 | Colts | 15 | 7 | 30 | 368 | 12.3 | 46 | 1 | 1 | 2 | 2.0 | 2 | 0 |
| 2024 | Colts | 17 | 6 | 14 | 182 | 13.0 | 40 | 0 | 0 | 0 | 0.0 | 0 | 0 |
| 2025 | Eagles | 17 | 3 | 7 | 40 | 5.7 | 12 | 0 | 0 | 0 | 0.0 | 0 | 0 |
| 2026 | Titans | 2 | 0 | 0 | 0 | 0.0 | 0 | 0 | 0 | 0 | 0.0 | 0 | 0 |
| NFL TOTALS | | 81 | 20 | 93 | 998 | 10.7 | 46 | 1 | 2 | 2 | 1.0 | 2 | 0 |

## KYLEN GRANSON'S NFL POSTSEASON RUSHING/RECEIVING STATISTICS

| | | | | RECEIVING | | | | | RUSHING | | | | |
|---|---|---|---|---|---|---|---|---|---|---|---|---|---|
| DATE | TEAM | GP | GS | NO. | YDS. | AVG. | LG | TD | NO. | YDS. | AVG. | LG | TD |
| 2025 | Eagles | 1 | 0 | 0 | 0 | 0.0 | 0 | 0 | 0 | 0 | 0.0 | 0 | 0 |
| NFL TOTALS | | 1 | 0 | 0 | 0 | 0.0 | 0 | 0 | 0 | 0 | 0.0 | 0 | 0 |

## KYLEN GRANSON'S NFL REGULAR SEASON RETURN STATISTICS

| | | KICKOFF RETURNS | | | | | PUNT RETURNS | | | | | |
|---|---|---|---|---|---|---|---|---|---|---|---|---|
| DATE | TEAM | RET. | YDS. | AVG. | LG | TD | NO. | FC | YDS. | AVG. | LG | TD |
| 2021 | Colts | 0 | 0 | 0.0 | 0 | 0 | 0 | 0 | 0 | 0.0 | 0 | 0 |
| 2022 | Colts | 1 | 15 | 15.0 | 15 | 0 | 0 | 0 | 0 | 0.0 | 0 | 0 |
| 2023 | Colts | 0 | 0 | 0.0 | 0 | 0 | 0 | 0 | 0 | 0.0 | 0 | 0 |
| 2024 | Colts | 0 | 0 | 0.0 | 0 | 0 | 0 | 0 | 0 | 0.0 | 0 | 0 |
| 2025 | Eagles | 0 | 0 | 0.0 | 0 | 0 | 0 | 0 | 0 | 0.0 | 0 | 0 |
| 2026 | Titans | 0 | 0 | 0.0 | 0 | 0 | 0 | 0 | 0 | 0.0 | 0 | 0 |
| NFL TOTALS | | 1 | 15 | 15.0 | 15 | 0 | 0 | 0 | 0 | 0.0 | 0 | 0 |

### SINGLE-GAME HIGHS: RUSHING/RECEIVING

| | |
|---|---|
| **Rush Attempts** | 1 (2 times, last at Tennessee Titans, Dec 03, 2023) |
| **Rushing Yards** | 2 (at Tennessee Titans, Dec 03, 2023) |
| **Longest Runs** | 2 (at Tennessee Titans, Dec 03, 2023) |
| **Receptions** | 5 (at Atlanta Falcons, Dec 24, 2023) |
| **Receiving Yards** | 72 (at Tennessee Titans, Dec 03, 2023) |
| **Receiving Average** | 24.0 (at Tennessee Titans, Dec 03, 2023) |
| **Longest Receptions** | 46 (at Tennessee Titans, Dec 03, 2023) |
| **Receiving TDs** | 1 (at Houston Texans, Sep 17, 2023) |
| **All-Purpose Yards** | 74 (at Tennessee Titans, Dec 03, 2023) |
| **Kickoff Returns** | 1 (at Jacksonville Jaguars, Sep 18, 2022) |
| **Kickoff Return Yards** | 15 (at Jacksonville Jaguars, Sep 18, 2022) |
| **Longest Kickoff Return** | 15 (at Jacksonville Jaguars, Sep 18, 2022) |
| **Special Teams Tackles** | 4 (at Tampa Bay Buccaneers, Sep 28, 2025) |
| **Most TDs** | 1 (at Houston Texans, Sep 17, 2023) |
| **Miscellaneous Tackles** | 1 (7 times, last vs. Washington Commanders, Jan 04, 2026) |
| **Scrimmage Yards** | 74 (at Tennessee Titans, Dec 03, 2023) |

## 2021 GAME-BY-GAME REGULAR-SEASON STATISTICS (COLTS)

| | | | RECEIVING | | | | | RUSHING | | | | | | |
|---|---|---|---|---|---|---|---|---|---|---|---|---|---|---|
| DATE | OPPONENT | P/S | NO. | YDS. | AVG. | LG | TD | NO. | YDS. | AVG. | LG | TD | W/L | SCORE |
| 09/12 | Seahawks | P | 0 | 0 | 0.0 | 0 | 0 | 0 | 0 | 0.0 | 0 | 0 | L | 16-28 |
| 09/19 | Rams | P | 0 | 0 | 0.0 | 0 | 0 | 0 | 0 | 0.0 | 0 | 0 | L | 24-27 |
| 09/26 | at Titans | P | 0 | 0 | 0.0 | 0 | 0 | 0 | 0 | 0.0 | 0 | 0 | L | 16-25 |
| 10/03 | at Dolphins | P | 1 | 3 | 3.0 | 3 | 0 | 0 | 0 | 0.0 | 0 | 0 | W | 27-17 |
| 10/11 | at Ravens | P | 2 | 19 | 9.5 | 15 | 0 | 0 | 0 | 0.0 | 0 | 0 | L | 25-31+ |
| 10/17 | Texans | P | 0 | 0 | 0.0 | 0 | 0 | 0 | 0 | 0.0 | 0 | 0 | W | 31-3 |
| 10/24 | at 49ers | P | 0 | 0 | 0.0 | 0 | 0 | 0 | 0 | 0.0 | 0 | 0 | W | 30-18 |
| 10/31 | Titans | P | 1 | 0 | 0.0 | 0 | 0 | 0 | 0 | 0.0 | 0 | 0 | L | 31-34+ |
| 11/04 | Jets | P | 1 | 27 | 27.0 | 27 | 0 | 0 | 0 | 0.0 | 0 | 0 | W | 45-30 |
| 11/14 | Jaguars | P | 1 | 15 | 15.0 | 15 | 0 | 0 | 0 | 0.0 | 0 | 0 | W | 23-17 |
| 11/21 | at Bills | P | 1 | 8 | 8.0 | 8 | 0 | 0 | 0 | 0.0 | 0 | 0 | W | 41-15 |
| 11/28 | Buccaneers | P | 2 | 22 | 11.0 | 15 | 0 | 0 | 0 | 0.0 | 0 | 0 | L | 31-38 |
| 12/05 | at Texans | P | 1 | 6 | 6.0 | 6 | 0 | 0 | 0 | 0.0 | 0 | 0 | W | 31-0 |
| 12/18 | Patriots | P | 0 | 0 | 0.0 | 0 | 0 | 0 | 0 | 0.0 | 0 | 0 | W | 27-17 |
| 12/25 | at Cardinals | P | 1 | 6 | 6.0 | 6 | 0 | 0 | 0 | 0.0 | 0 | 0 | W | 22-16 |
| 01/02 | Raiders | P | 0 | 0 | 0.0 | 0 | 0 | 0 | 0 | 0.0 | 0 | 0 | L | 20-23 |
| 01/09 | at Jaguars | P | 0 | 0 | 0.0 | 0 | 0 | 0 | 0 | 0.0 | 0 | 0 | L | 11-26 |
| **2021 TOTALS** | | **17-0** | **11** | **106** | **9.6** | **27** | **0** | **0** | **0** | **0.0** | **0** | **0** | **9-8** | |

+ - Overtime

## 2022 GAME-BY-GAME REGULAR-SEASON STATISTICS (COLTS)

| | | | RECEIVING | | | | | RUSHING | | | | | | |
|---|---|---|---|---|---|---|---|---|---|---|---|---|---|---|
| DATE | OPPONENT | P/S | NO. | YDS. | AVG. | LG | TD | NO. | YDS. | AVG. | LG | TD | W/L/T | SCORE |
| 09/11 | at Texans | P | 3 | 22 | 7.3 | 12 | 0 | 0 | 0 | 0.0 | 0 | 0 | T | 20-20 |
| 09/18 | at Jaguars | S | 2 | 14 | 7.0 | 8 | 0 | 0 | 0 | 0.0 | 0 | 0 | L | 0-24 |
| 09/25 | Chiefs | S | 2 | 7 | 3.5 | 5 | 0 | 0 | 0 | 0.0 | 0 | 0 | W | 20-17 |
| 10/02 | Titans | P | 4 | 62 | 15.5 | 20 | 0 | 0 | 0 | 0.0 | 0 | 0 | L | 17-24 |
| 10/06 | at Broncos | P | 1 | 16 | 16.0 | 16 | 0 | 0 | 0 | 0.0 | 0 | 0 | W | 12-9+ |
| 10/16 | Jaguars | S | 4 | 38 | 9.5 | 17 | 0 | 0 | 0 | 0.0 | 0 | 0 | W | 34-27 |
| 10/23 | at Titans | P | 1 | 6 | 6.0 | 6 | 0 | 0 | 0 | 0.0 | 0 | 0 | L | 10-19 |
| 10/30 | Commanders | P | 3 | 11 | 3.7 | 15 | 0 | 0 | 0 | 0.0 | 0 | 0 | L | 16-17 |
| 11/06 | at Patriots | P | 0 | 0 | 0.0 | 0 | 0 | 1 | 0 | 0.0 | 0 | 0 | L | 3-26 |
| 11/13 | at Raiders | P | 4 | 57 | 14.3 | 32 | 0 | 0 | 0 | 0.0 | 0 | 0 | W | 25-20 |
| 11/20 | Eagles | P | 1 | 16 | 16.0 | 16 | 0 | 0 | 0 | 0.0 | 0 | 0 | L | 16-17 |
| 11/28 | Steelers | | | | | | INACTIVE | | | | | | L | 17-24 |
| 12/04 | at Cowboys | S | 4 | 19 | 4.8 | 9 | 0 | 0 | 0 | 0.0 | 0 | 0 | L | 19-54 |
| 12/17 | at Vikings | P | 2 | 34 | 17.0 | 21 | 0 | 0 | 0 | 0.0 | 0 | 0 | L | 36-39+ |
| 12/26 | Chargers | | | | | | INACTIVE | | | | | | L | 3-20 |
| 01/01 | at Giants | | | | | | INACTIVE | | | | | | L | 10-38 |
| 01/08 | Texans | | | | | | INACTIVE | | | | | | L | 31-32 |
| **2022 TOTALS** | | **13-4** | **31** | **302** | **9.7** | **32** | **0** | **1** | **0** | **0.0** | **0** | **0** | **4-12-1** | |

+ - Overtime

## 2023 GAME-BY-GAME REGULAR-SEASON STATISTICS (COLTS)

| | | | RECEIVING | | | | | RUSHING | | | | | | |
|---|---|---|---|---|---|---|---|---|---|---|---|---|---|---|
| DATE | OPPONENT | P/S | NO. | YDS. | AVG. | LG | TD | NO. | YDS. | AVG. | LG | TD | W/L | SCORE |
| 09/10 | Jaguars | P | 4 | 39 | 9.8 | 14 | 0 | 0 | 0 | 0.0 | 0 | 0 | L | 21-31 |
| 09/17 | at Texans | S | 3 | 16 | 5.3 | 11 | 1 | 0 | 0 | 0.0 | 0 | 0 | W | 31-20 |
| 09/24 | at Ravens | P | 2 | 9 | 4.5 | 7 | 0 | 0 | 0 | 0.0 | 0 | 0 | W | 22-19+ |
| 10/01 | Rams | P | 2 | 24 | 12.0 | 17 | 0 | 0 | 0 | 0.0 | 0 | 0 | L | 23-29+ |
| 10/08 | Titans | P | 2 | 15 | 7.5 | 9 | 0 | 0 | 0 | 0.0 | 0 | 0 | W | 23-16 |
| 10/15 | at Jaguars | S | 3 | 67 | 22.3 | 45 | 0 | 0 | 0 | 0.0 | 0 | 0 | L | 20-37 |
| 10/22 | Browns | | | | | | INACTIVE | | | | | | L | 38-39 |
| 10/29 | Saints | | | | | | INACTIVE | | | | | | L | 27-38 |
| 11/05 | at Panthers | P | 0 | 0 | 0.0 | 0 | 0 | 0 | 0 | 0.0 | 0 | 0 | W | 27-13 |
| 11/12 | at Patriots | S | 1 | 5 | 5.0 | 5 | 0 | 0 | 0 | 0.0 | 0 | 0 | W | 10-6 |
| 11/26 | Buccaneers | P | 0 | 0 | 0.0 | 0 | 0 | 0 | 0 | 0.0 | 0 | 0 | W | 27-20 |
| 12/03 | at Titans | S | 3 | 72 | 24.0 | 46 | 0 | 1 | 2 | 2.0 | 2 | 0 | W | 31-28+ |
| 12/10 | at Bengals | S | 2 | 17 | 8.5 | 9 | 0 | 0 | 0 | 0.0 | 0 | 0 | L | 14-34 |
| 12/16 | Steelers | P | 1 | 6 | 6.0 | 6 | 0 | 0 | 0 | 0.0 | 0 | 0 | W | 30-13 |
| 12/24 | at Falcons | S | 5 | 62 | 12.4 | 16 | 0 | 0 | 0 | 0.0 | 0 | 0 | L | 10-29 |
| 12/31 | Raiders | P | 1 | 13 | 13.0 | 13 | 0 | 0 | 0 | 0.0 | 0 | 0 | W | 23-20 |
| 01/06 | Texans | S | 1 | 23 | 23.0 | 23 | 0 | 0 | 0 | 0.0 | 0 | 0 | L | 19-23 |
| **2023 TOTALS** | | **15-7** | **30** | **368** | **12.3** | **46** | **1** | **1** | **2** | **2.0** | **2** | **0** | **9-8** | |

+ - Overtime

## 2024 GAME-BY-GAME REGULAR-SEASON STATISTICS (COLTS)

| | | | RECEIVING | | | | | RUSHING | | | | | | |
|---|---|---|---|---|---|---|---|---|---|---|---|---|---|---|
| DATE | OPPONENT | P/S | NO. | YDS. | AVG. | LG | TD | NO. | YDS. | AVG. | LG | TD | W/L | SCORE |
| 09/08 | Texans | P | 0 | 0 | 0.0 | 0 | 0 | 0 | 0 | 0.0 | 0 | 0 | L | 27-29 |
| 09/15 | at Packers | P | 1 | 9 | 9.0 | 9 | 0 | 0 | 0 | 0.0 | 0 | 0 | L | 10-16 |
| 09/22 | Bears | P | 1 | 40 | 40.0 | 40 | 0 | 0 | 0 | 0.0 | 0 | 0 | W | 21-16 |
| 09/29 | Steelers | P | 0 | 0 | 0.0 | 0 | 0 | 0 | 0 | 0.0 | 0 | 0 | W | 27-24 |
| 10/06 | at Jaguars | P | 0 | 0 | 0.0 | 0 | 0 | 0 | 0 | 0.0 | 0 | 0 | L | 34-37 |
| 10/13 | at Titans | S | 0 | 0 | 0.0 | 0 | 0 | 0 | 0 | 0.0 | 0 | 0 | W | 20-17 |
| 10/20 | Dolphins | P | 0 | 0 | 0.0 | 0 | 0 | 0 | 0 | 0.0 | 0 | 0 | W | 16-10 |
| 10/27 | at Texans | P | 1 | 4 | 4.0 | 4 | 0 | 0 | 0 | 0.0 | 0 | 0 | L | 20-23 |
| 11/03 | at Vikings | S | 1 | 22 | 22.0 | 22 | 0 | 0 | 0 | 0.0 | 0 | 0 | L | 13-21 |
| 11/10 | Bills | P | 2 | 15 | 7.5 | 12 | 0 | 0 | 0 | 0.0 | 0 | 0 | L | 20-30 |
| 11/17 | at Jets | P | 1 | 4 | 4.0 | 4 | 0 | 0 | 0 | 0.0 | 0 | 0 | W | 28-27 |
| 11/24 | Lions | S | 0 | 0 | 0.0 | 0 | 0 | 0 | 0 | 0.0 | 0 | 0 | L | 6-24 |
| 12/01 | at Patriots | S | 0 | 0 | 0.0 | 0 | 0 | 0 | 0 | 0.0 | 0 | 0 | W | 25-24 |
| 12/15 | at Broncos | P | 3 | 47 | 15.7 | 18 | 0 | 0 | 0 | 0.0 | 0 | 0 | L | 13-31 |
| 12/22 | Titans | S | 0 | 0 | 0.0 | 0 | 0 | 0 | 0 | 0.0 | 0 | 0 | W | 38-30 |
| 12/29 | at Giants | S | 3 | 34 | 11.3 | 27 | 0 | 0 | 0 | 0.0 | 0 | 0 | L | 33-45 |
| 01/05 | Jaguars | P | 1 | 7 | 7.0 | 7 | 0 | 0 | 0 | 0.0 | 0 | 0 | W | 26-23+ |
| **2024 TOTALS** | | **17-6** | **14** | **182** | **13.0** | **40** | **0** | **0** | **0** | **0.0** | **0** | **0** | **8-9** | |

+ - Overtime

## 2025 GAME-BY-GAME REGULAR-SEASON STATISTICS (EAGLES)

| | | | RECEIVING | | | | | RUSHING | | | | | | |
|---|---|---|---|---|---|---|---|---|---|---|---|---|---|---|
| DATE | OPPONENT | P/S | NO. | YDS. | AVG. | LG | TD | NO. | YDS. | AVG. | LG | TD | W/L | SCORE |
| 09/04 | Cowboys | P | 1 | 1 | 1.0 | 1 | 0 | 0 | 0 | 0.0 | 0 | 0 | W | 24-20 |
| 09/14 | at Chiefs | S | 1 | 5 | 5.0 | 5 | 0 | 0 | 0 | 0.0 | 0 | 0 | W | 20-17 |
| 09/21 | Rams | P | 0 | 0 | 0.0 | 0 | 0 | 0 | 0 | 0.0 | 0 | 0 | W | 33-26 |
| 09/28 | at Buccaneers | P | 0 | 0 | 0.0 | 0 | 0 | 0 | 0 | 0.0 | 0 | 0 | W | 31-25 |
| 10/05 | Broncos | P | 0 | 0 | 0.0 | 0 | 0 | 0 | 0 | 0.0 | 0 | 0 | L | 17-21 |
| 10/09 | at Giants | P | 0 | 0 | 0.0 | 0 | 0 | 0 | 0 | 0.0 | 0 | 0 | L | 17-34 |
| 10/19 | at Vikings | S | 0 | 0 | 0.0 | 0 | 0 | 0 | 0 | 0.0 | 0 | 0 | W | 28-22 |
| 10/26 | Giants | P | 0 | 0 | 0.0 | 0 | 0 | 0 | 0 | 0.0 | 0 | 0 | W | 38-20 |
| 11/10 | at Packers | P | 0 | 0 | 0.0 | 0 | 0 | 0 | 0 | 0.0 | 0 | 0 | W | 10-7 |
| 11/16 | Lions | P | 1 | 4 | 4.0 | 4 | 0 | 0 | 0 | 0.0 | 0 | 0 | W | 16-9 |
| 11/23 | at Cowboys | P | 0 | 0 | 0.0 | 0 | 0 | 0 | 0 | 0.0 | 0 | 0 | L | 21-24 |
| 11/28 | Bears | P | 0 | 0 | 0.0 | 0 | 0 | 0 | 0 | 0.0 | 0 | 0 | L | 15-24 |
| 12/08 | at Chargers | P | 0 | 0 | 0.0 | 0 | 0 | 0 | 0 | 0.0 | 0 | 0 | L | 19-22+ |
| 12/14 | Raiders | P | 0 | 0 | 0.0 | 0 | 0 | 0 | 0 | 0.0 | 0 | 0 | W | 31-0 |
| 12/20 | at Commanders | P | 0 | 0 | 0.0 | 0 | 0 | 0 | 0 | 0.0 | 0 | 0 | W | 29-18 |
| 12/28 | at Bills | P | 0 | 0 | 0.0 | 0 | 0 | 0 | 0 | 0.0 | 0 | 0 | W | 13-12 |
| 01/04 | Commanders | S | 4 | 30 | 7.5 | 12 | 0 | 0 | 0 | 0.0 | 0 | 0 | L | 17-24 |
| **2025 TOTALS** | | **17-3** | **7** | **40** | **5.7** | **12** | **0** | **0** | **0** | **0.0** | **0** | **0** | **11-6** | |

+ - Overtime

## 2026 GAME-BY-GAME REGULAR-SEASON STATISTICS (TITANS)

| | | | RECEIVING | | | | | RUSHING | | | | | | |
|---|---|---|---|---|---|---|---|---|---|---|---|---|---|---|
| DATE | OPPONENT | P/S | NO. | YDS. | AVG. | LG | TD | NO. | YDS. | AVG. | LG | TD | W/L | SCORE |
| 09/13 | Jets | P | 0 | 0 | 0.0 | 0 | 0 | 0 | 0 | 0.0 | 0 | 0 | L | 10-23 |
| 09/20 | Eagles | | | | | | INACTIVE | | | | | | L | 20-24 |
| 09/27 | at Giants | | | | | | INACTIVE | | | | | | L | 7-12 |
| 10/04 | at Ravens | | | | | | INACTIVE | | | | | | L | 18-24 |
| 10/11 | Texans | P | 0 | 0 | 0.0 | 0 | 0 | 0 | 0 | 0.0 | 0 | 0 | L | 3-26 |
| 10/18 | at Colts | | | | | | INACTIVE | | | | | | W | 26-20 |
| 10/25 | Browns | | | | | | INACTIVE | | | | | | L | 24-27 |
| **2026 TOTALS** | | **2-0** | **0** | **0** | **0.0** | **0** | **0** | **0** | **0** | **0.0** | **0** | **0** | **1-6** | |

## 2025 GAME-BY-GAME POSTSEASON STATISTICS (EAGLES)

| | | | RECEIVING | | | | | RUSHING | | | | | | |
|---|---|---|---|---|---|---|---|---|---|---|---|---|---|---|
| DATE | OPPONENT | P/S | NO. | YDS. | AVG. | LG | TD | NO. | YDS. | AVG. | LG | TD | W/L | SCORE |
| 01/11 | 49ers | P | 0 | 0 | 0.0 | 0 | 0 | 0 | 0 | 0.0 | 0 | 0 | L | 19-23 |
| **2025 TOTALS** | | **1-0** | **0** | **0** | **0.0** | **0** | **0** | **0** | **0** | **0.0** | **0** | **0** | **0-1** | |



# CEDRIC GRAY

## LINEBACKER ★ 6'2" ★ 240 LBS

**COLLEGE:** NORTH CAROLINA ★ **HOMETOWN:** CHARLOTTE, N.C.
**NFL EXPERIENCE (NFL/TITANS):** 3/3 ★ **ACQUIRED:** D4-'24
**GAMES PLAYED/GAMES STARTED:** 29/18(Playoffs: 0/0)

33

### CAREER HIGHLIGHTS

• During the 2025 season, Gray led the team and ranked fifth in the NFL with 160 tackles, tying for the second-most tackles by a Titans defender since 2000 (GSIS tackle statistics). He tallied three games with 16 or more tackles, becoming the first Titans player to have multiple games in a season with at least 16 tackles.
• Gray had a standout performance at Indianapolis during his rookie season. With 11 tackles on defense and four stops on special teams, he became the second player since 2000 with at least 10 tackles on defense and at least four tackles on special teams in the same game.

**PRO:** The Titans selected Cedric Gray in the fourth round of the 2024 NFL Draft. The 6-foot-2-inch, 240-pounder brings a versatile skill set as a defender and is a sideline-to-sideline talent with speed and athleticism. The Charlotte, N.C., native took on the starting linebacker role during his sophomore campgain and started 16 games while tallying 160 tackles after playing in only seven games as a rookie. At North Carolina, Gray was a two-time All-ACC selection and recorded 369 tackles, 30 stops for loss, 8.5 sacks and five interceptions in 51 games with the Tar Heels.

### TITANS TIDBITS:

• Gray originally envisioned himself as a wide receiver prior to attending North Carolina, but he went from playing with Drake Maye in youth 7-on-7 camps to practicing against him in college. When he arrived on the Chapel Hill campus from Ardrey Kell High School, he exchanged his 11 jersey number he wore throughout his life — an ode to his favorite player Julio Jones — for No. 33.
• Gray has two older brothers, Devon and Michael Jr., who were "definitely hard on me, definitely rough on me, put a chip on my shoulder, made me tougher. So, I'm appreciative of them, and they definitely attributed to helping to make me who I am."

### CAREER TRANSACTIONS:

• The Charlotte, N.C., native was selected by the Titans in the fourth round (106th overall) of the 2024 NFL Draft.

### SEASON RECAPS:

**2026 (6/2 - Tennessee):** Tied for third on the team with five special teams tackles. Has tied for the team lead in special teams tackles three times in 2026 (at NYG, at BAL, at IND).
• Against N.Y. Jets (9/13), was inactive.
• Against Philadelphia (9/20), made his season debut as a reserve at linebacker and compiled four tackles with a stop for loss. Stonewalled Tank Bigsby for a two-yard loss on a short pass in the first quarter.
• At N.Y. Giants (9/27), started at linebacker and notched six tackles with a special teams stop.
• At Baltimore (10/4), started at linebacker and recorded four tackles, including a stop for loss. Tied for the team lead with a special teams stop. Stuffed Derrick Henry for a three-yard loss on a short pass in the first quarter.
• Against Houston (10/11), played as a reserve at linebacker and collected six tackles, including a half sack and a quarterback pressure. Teamed with John Franklin-Myers to chase C.J. Stroud out of bounds for a sack in the opening stanza.
• At Indianapolis (10/18), saw action as a reserve at linebacker and registered five tackles. Tied for the team lead with two special teams stops on coverage units.
• Against Cleveland (10/25), played as a reserve at linebacker and amassed four tackles. Posted a special teams stop.

**2025 (16/16):** Started 16 games at linebacker. Led the team and ranked fifth in the NFL with 160 tackles, tying for the second-most tackles by a Titans defender since 2000 (GSIS tackle statistics). Added 15 quarterback pressures, seven tackles for loss, a sack, four passes defensed and a fumble recovery. Collected four special teams stops and a fumble recovery on coverage units. Posted double-digit tackles in nine games in 2025. Was inactive for one contest. Led or tied for the team lead in tackles 12 times in 2025 (at HST, at ARZ, at LV, vs. NE, at IND, vs. LAC, vs. HST, vs. JAX, at CLE, at SF, vs. NO, at JAX). Led the team in passes defensed once in 2025 (at LV). Tied for the team lead in special teams tackles twice in 2025 (vs. LAR, at LV).
• At Denver (9/7), made his first career NFL start at linebacker and tallied seven tackles with a quarterback pressure. Collected a special teams stop on coverage units.
• At Houston (9/28), started at linebacker and led the team with a career-best 17 tackles with a stop for loss and a quarterback pressure.
• At Las Vegas (10/12), started at linebacker and led the team with 11 tackles and a career-best two passes defensed. Added a special teams tackle on coverage units. Defended a pass intended for Alex Cappa in the end zone in the second stanza.
• Against L.A. Chargers (11/2), started at linebacker and led the team with 16 tackles, including a sack and a quarterback pressure. Became the first Titans player to have multiple games in a season with at least 16 tackles. Dropped Justin Herbert for a seven-yard sack in the fourth quarter, marking his first career sack.
• At Cleveland (12/7), started at linebacker and led the team with 10 tackles to go along with two quarterback pressures and a fumble recovery. Recovered a Dylan Sampson fumble that was forced by Marcus Harris and returned it 19 yards to the Browns' eight-yard line which set up a Titans' touchdown in the fourth quarter. Recovered a loose ball during the Browns' initial two-point conversion attempt in the fourth quarter.
• At San Francisco (12/14), started at linebacker and led the team with 16 tackles with two quarterback pressures before leaving the game in the fourth quarter with an injury. His 11 tackles in the first half were the most by a Titans defender since at least the 2000 season (GSIS tackle statistics).
• At Jacksonville (1/4), started at linebacker and led the team with eight tackles to go along with a quarterback pressure. Logged his 12th game of the season with at least eight tackles.

**2024 (7/0):** Appeared as a reserve in seven games as a rookie and notched 14 tackles. Ranked third on the squad with eight special teams tackles. Was inactive for three contests. Led the team in tackles once in 2024 (at IND). Led or tied for the team lead in special teams tackles twice in 2024 (at IND, vs. HST). Placed on injured reserve on Aug. 29 and missed the first seven games of the season before being designated to return on Oct. 28. Made his NFL debut at Houston (11/24/24).
• At Houston (11/24), saw action as a reserve on special teams in his first career NFL contest and notched a special teams tackle on coverage units.
• At Indianapolis (12/22), played as a reserve at linebacker and led the team with a career-best 11 tackles. Registered a team-best four special teams tackles on coverage units. Became the NFL's second player since the start of the 2000 season with at least 10 tackles on defense and at least four tackles on special teams in the same game. Combined with Jarvis Brownlee Jr. to stop Jonathan Taylor for no gain on a rush up the middle in the second quarter. Teamed with Daryl Worley to stuff Taylor for no gain on a carry up the middle in the third stanza.

### COLLEGE:

• Played in 51 games with 37 starts over four seasons at North Carolina and recorded 369 tackles, 30 tackles for loss, 8.5 sacks, five interceptions, 13 passes defensed, six forced fumbles and five fumble recoveries. Was a two-time first team All-ACC selection and a 2023 Butkus Award seminfinalist.
• As a senior (2023), started all 12 games he appeared in and posted a team-best 121 tackles, five sacks, 11 stops for loss, seven quarterback pressures, two forced fumbles, two fumble recoveries, an interception and four passes defensed. Named first-team All-ACC by the league and the Associated Press. Recorded five double-digit tackle games and ranked second in the ACC with 121 tackles.
• As a junior (2022), started all 14 games at linebacker and tallied a team-

best 145 tackles, a sack, 12 stops for loss, two interceptions, six passes defensed, three forced fumbles and two fumble recoveries. Tabbed first-team All-ACC by the league and the Associated Press. Voted a team captain and was selected the team's William Fuller Defensive MVP. His 145 tackles and 82 solos ranked first among Power 5 players and he recorded double-digit tackles in six games.
• As a sophomore (2021), appeared in all 13 games and started the last 11 games at linebacker. Tied for fourth in the ACC with a team-leading 100 tackles and had five stops for loss, 2.5 sacks, three passes defensed, two hurries, two interceptions, one forced fumble and one fumble recovery. Recorded double-figure tackle totals in five of the last eight games.
• As a true freshman (2020), appeared in all 12 games as a linebacker and on special teams.
• Graduated with a degree in sports administration from North Carolina in December 2023.

**PERSONAL:**
• Attended Ardrey Kell (Charlotte, N.C.) and was a three-year team captain as a wide receiver and safety. Was a two-way athlete who caught 143 passes for 2,467 yards and 27 touchdowns over three prep seasons and posted 130 tackles, 4.5 sacks, 12 tackles for loss and three interceptions in two years on defense.
• Selected the SoMECK Conference Defensive Player of the Year as a senior after leading Ardrey Kell to an 11-2 record and a trip to the second round of the state playoffs. Tallied 70 tackles, 1.5 sacks, six stops for loss, three interceptionss, two passes defensed, a forced fumble and a fumble recovery. Also caught 51 passes for 892 yards and 13 touchdowns.
• As a junior, helped the Knights to a 5-1 conference record and a berth in the state playoffs. Recorded 60 tackles, three sacks, six stops for loss and eight pressures. Added 55 receptions for 891 yards and 10 scores.
• As a sophomore, made 37 catches for 684 yards and four touchdowns.
• Also played basketball for three seasons.
• Son of Esther Gray and Michael Gray Sr.
• Follow Gray on Instagram at @33.ced and on X at @cedthr33.
• Born Cedric Malik Gray on Oct. 30, 2002 in Fort Washington, Md.

## REGULAR SEASON COMPARISON: DEFENSIVE - CINCINNATI BENGALS

| | | | | TACKLES | | | | | | | | | | MISC | | |
|---|---|---|---|---|---|---|---|---|---|---|---|---|---|---|---|---|
| DATE | OPP | W/L | GP/GS | TOT | SOLO | ASST | SACK | YDS. | INT | TFL | PD | QBH | TD | FF | FR |
| 12/15/24 | TEN vs. CIN | L | P | 0 | 0 | 0 | 0.0 | 0.0 | 0 | 0 | 0 | 0 | 0 | 0 | 0 |
| TOTALS | | 0/1 | 1/0 | 0 | 0 | 0 | 0.0 | 0.0 | 0 | 0 | 0 | 0 | 0 | 0 | 0 |

## CEDRIC GRAY'S NFL REGULAR SEASON DEFENSIVE STATISTICS

| | | | | TACKLES | | | | | | | | INTERCEPTIONS | | | | | O. FUMB | | | | ST | | | | |
|---|---|---|---|---|---|---|---|---|---|---|---|---|---|---|---|---|---|---|---|---|---|---|---|---|---|
| DATE | TEAM | GP | GS | TK | S | A | TFL | YDS | SK | YDS | QBP | NO | YDS | LG | TD | PD | FF | FR | TD | YDS | TK | S | A | FF | FR |
| 2024 | Titans | 7 | 0 | 14 | 6 | 8 | 0 | 0 | 0.0 | 0.0 | 0 | 0 | 0 | 0 | 0 | 0 | 0 | 0 | 0 | 0 | 8 | 7 | 1 | 0 | 0 |
| 2025 | Titans | 16 | 16 | 160 | 95 | 65 | 7 | 19 | 1.0 | 7.0 | 15 | 0 | 0 | 0 | 0 | 4 | 0 | 1 | 0 | 19 | 4 | 2 | 2 | 0 | 1 |
| 2026 | Titans | 6 | 2 | 29 | 13 | 16 | 2 | 5 | 0.5 | 0.0 | 1 | 0 | 0 | 0 | 0 | 0 | 0 | 0 | 0 | 0 | 5 | 4 | 1 | 0 | 0 |
| NFL TOTALS | | 29 | 18 | 203 | 114 | 89 | 9 | 24 | 1.5 | 7.0 | 16 | 0 | 0 | 0 | 0 | 4 | 0 | 1 | 0 | 19 | 17 | 13 | 4 | 0 | 1 |

## SINGLE-GAME HIGHS: DEFENSIVE

| | |
|---|---|
| **Total Tackles** | 17 (at Houston Texans, Sep 28, 2025) |
| **Solo Tackles** | 11 (vs. Los Angeles Chargers, Nov 02, 2025) |
| **Sacks** | 1.0 (vs. Los Angeles Chargers, Nov 02, 2025) |
| **Passes Defensed** | 2 (2 times, last vs. Houston Texans, Nov 16, 2025) |
| **Fumble Recoveries** | 1 (at Cleveland Browns, Dec 07, 2025) |
| **Tackles For Loss** | 1 (9 times, last at Baltimore Ravens, Oct 04, 2026) |
| **Special Teams Tackles** | 4 (at Indianapolis Colts, Dec 22, 2024) |
| **Special Teams Fumble Recoveries** | 1 (vs. Houston Texans, Nov 16, 2025) |
| **Longest Opp Fumble Return** | 19 (at Cleveland Browns, Dec 07, 2025) |

## 2024 GAME-BY-GAME REGULAR-SEASON STATISTICS (TITANS)

| | | | TACKLES | | | | | | | | INTERCEPTIONS | | | | | O. FUMB | | | | ST | | | | | | |
|---|---|---|---|---|---|---|---|---|---|---|---|---|---|---|---|---|---|---|---|---|---|---|---|---|---|---|
| DATE | OPPONENT | P/S | TK | S | A | SK | YDS | TFL | YDS | QBP | NO | YDS | LG | TD | PD | FF | FR | TD | YDS | TK | S | A | FF | FR | W/L | SCORE |
| 09/08 | at Bears | | | | | | | | | | INJURED RESERVE | | | | | | | | | | | | | | L | 17-24 |
| 09/22 | Packers | | | | | | | | | | INJURED RESERVE | | | | | | | | | | | | | | L | 14-30 |
| 09/30 | at Dolphins | | | | | | | | | | INJURED RESERVE | | | | | | | | | | | | | | W | 31-12 |
| 10/13 | Colts | | | | | | | | | | INJURED RESERVE | | | | | | | | | | | | | | L | 17-20 |
| 10/20 | at Bills | | | | | | | | | | INJURED RESERVE | | | | | | | | | | | | | | L | 10-34 |
| 10/27 | at Lions | | | | | | | | | | INJURED RESERVE | | | | | | | | | | | | | | L | 14-52 |
| 11/03 | Patriots | | | | | | | | | | INACTIVE | | | | | | | | | | | | | | W | 20-17+ |
| 11/10 | at Chargers | | | | | | | | | | INACTIVE | | | | | | | | | | | | | | L | 17-27 |
| 11/17 | Vikings | | | | | | | | | | INACTIVE | | | | | | | | | | | | | | L | 13-23 |
| 11/24 | at Texans | P | 0 | 0 | 0 | 0.0 | 0.0 | 0 | 0 | 0 | 0 | 0 | 0 | 0 | 0 | 0 | 0 | 0 | 0 | 1 | 1 | 0 | 0 | 0 | W | 32-27 |
| 12/01 | at Commanders | P | 0 | 0 | 0 | 0.0 | 0.0 | 0 | 0 | 0 | 0 | 0 | 0 | 0 | 0 | 0 | 0 | 0 | 0 | 1 | 1 | 0 | 0 | 0 | L | 19-42 |
| 12/08 | Jaguars | P | 0 | 0 | 0 | 0.0 | 0.0 | 0 | 0 | 0 | 0 | 0 | 0 | 0 | 0 | 0 | 0 | 0 | 0 | 1 | 1 | 0 | 0 | 0 | L | 6-10 |
| 12/15 | Bengals | P | 0 | 0 | 0 | 0.0 | 0.0 | 0 | 0 | 0 | 0 | 0 | 0 | 0 | 0 | 0 | 0 | 0 | 0 | 0 | 0 | 0 | 0 | 0 | L | 27-37 |
| 12/22 | at Colts | P | 11 | 6 | 5 | 0.0 | 0.0 | 0 | 0 | 0 | 0 | 0 | 0 | 0 | 0 | 0 | 0 | 0 | 0 | 4 | 3 | 1 | 0 | 0 | L | 30-38 |
| 12/29 | at Jaguars | P | 0 | 0 | 0 | 0.0 | 0.0 | 0 | 0 | 0 | 0 | 0 | 0 | 0 | 0 | 0 | 0 | 0 | 0 | 0 | 0 | 0 | 0 | 0 | L | 13-20 |
| 01/05 | Texans | P | 3 | 0 | 3 | 0.0 | 0.0 | 0 | 0 | 0 | 0 | 0 | 0 | 0 | 0 | 0 | 0 | 0 | 0 | 1 | 1 | 0 | 0 | 0 | L | 14-23 |
| 2024 TOTALS | | 7-0 | 14 | 6 | 8 | 0.0 | 0.0 | 0 | 0 | 0 | 0 | 0 | 0 | 0 | 0 | 0 | 0 | 0 | 0 | 8 | 7 | 1 | 0 | 0 | 3-13 | |

+ - Overtime

## 2025 GAME-BY-GAME REGULAR-SEASON STATISTICS (TITANS)

| | | | TACKLES | | | | | | | | INTERCEPTIONS | | | | | O. FUMB | | | | ST | | | | | | |
|---|---|---|---|---|---|---|---|---|---|---|---|---|---|---|---|---|---|---|---|---|---|---|---|---|---|---|
| DATE | OPPONENT | P/S | TK | S | A | SK | YDS | TFL | YDS | QBP | NO | YDS | LG | TD | PD | FF | FR | TD | YDS | TK | S | A | FF | FR | W/L/T | SCORE |
| 09/07 | at Broncos | S | 7 | 4 | 3 | 0.0 | 0.0 | 0 | 0 | 1 | 0 | 0 | 0 | 0 | 0 | 0 | 0 | 0 | 0 | 1 | 1 | 0 | 0 | 0 | L | 12-20 |
| 09/14 | Rams | S | 4 | 3 | 1 | 0.0 | 0.0 | 0 | 0 | 0 | 0 | 0 | 0 | 0 | 0 | 0 | 0 | 0 | 0 | 1 | 0 | 1 | 0 | 0 | L | 19-33 |
| 09/21 | Colts | S | 5 | 3 | 2 | 0.0 | 0.0 | 0 | 0 | 0 | 0 | 0 | 0 | 0 | 0 | 0 | 0 | 0 | 0 | 1 | 0 | 1 | 0 | 0 | L | 20-41 |
| 09/28 | at Texans | S | 17 | 10 | 7 | 0.0 | 0.0 | 1 | 2 | 1 | 0 | 0 | 0 | 0 | 0 | 0 | 0 | 0 | 0 | 0 | 0 | 0 | 0 | 0 | L | 0-26 |
| 10/05 | at Cardinals | S | 12 | 6 | 6 | 0.0 | 0.0 | 1 | 1 | 1 | 0 | 0 | 0 | 0 | 0 | 0 | 0 | 0 | 0 | 0 | 0 | 0 | 0 | 0 | W | 22-21 |
| 10/12 | at Raiders | S | 11 | 2 | 9 | 0.0 | 0.0 | 0 | 0 | 0 | 0 | 0 | 0 | 0 | 2 | 0 | 0 | 0 | 0 | 1 | 1 | 0 | 0 | 0 | L | 10-20 |
| 10/19 | Patriots | S | 10 | 7 | 3 | 0.0 | 0.0 | 1 | 2 | 3 | 0 | 0 | 0 | 0 | 0 | 0 | 0 | 0 | 0 | 0 | 0 | 0 | 0 | 0 | L | 13-31 |
| 10/26 | at Colts | S | 5 | 4 | 1 | 0.0 | 0.0 | 1 | 3 | 1 | 0 | 0 | 0 | 0 | 0 | 0 | 0 | 0 | 0 | 0 | 0 | 0 | 0 | 0 | L | 14-38 |
| 11/02 | Chargers | S | 16 | 11 | 5 | 1.0 | 7.0 | 1 | 7 | 1 | 0 | 0 | 0 | 0 | 0 | 0 | 0 | 0 | 0 | 0 | 0 | 0 | 0 | 0 | L | 20-27 |
| 11/16 | Texans | S | 11 | 6 | 5 | 0.0 | 0.0 | 1 | 3 | 1 | 0 | 0 | 0 | 0 | 2 | 0 | 0 | 0 | 0 | 0 | 0 | 0 | 0 | 1 | L | 13-16 |
| 11/23 | Seahawks | S | 7 | 6 | 1 | 0.0 | 0.0 | 0 | 0 | 0 | 0 | 0 | 0 | 0 | 0 | 0 | 0 | 0 | 0 | 0 | 0 | 0 | 0 | 0 | L | 24-30 |
| 11/30 | Jaguars | S | 9 | 7 | 2 | 0.0 | 0.0 | 0 | 0 | 1 | 0 | 0 | 0 | 0 | 0 | 0 | 0 | 0 | 0 | 0 | 0 | 0 | 0 | 0 | L | 3-25 |
| 12/07 | at Browns | S | 10 | 7 | 3 | 0.0 | 0.0 | 0 | 0 | 2 | 0 | 0 | 0 | 0 | 0 | 0 | 1 | 0 | 19 | 0 | 0 | 0 | 0 | 0 | W | 31-29 |
| 12/14 | at 49ers | S | 16 | 7 | 9 | 0.0 | 0.0 | 0 | 0 | 2 | 0 | 0 | 0 | 0 | 0 | 0 | 0 | 0 | 0 | 0 | 0 | 0 | 0 | 0 | L | 24-37 |
| 12/21 | Chiefs | | | | | | | | | | INACTIVE | | | | | | | | | | | | | | W | 26-9 |
| 12/28 | Saints | S | 12 | 9 | 3 | 0.0 | 0.0 | 1 | 1 | 0 | 0 | 0 | 0 | 0 | 0 | 0 | 0 | 0 | 0 | 0 | 0 | 0 | 0 | 0 | L | 26-34 |
| 01/04 | at Jaguars | S | 8 | 3 | 5 | 0.0 | 0.0 | 0 | 0 | 1 | 0 | 0 | 0 | 0 | 0 | 0 | 0 | 0 | 0 | 0 | 0 | 0 | 0 | 0 | L | 7-41 |
| 2025 TOTALS | | 16-16 | 160 | 95 | 65 | 1.0 | 7.0 | 7 | 19 | 15 | 0 | 0 | 0 | 0 | 4 | 0 | 1 | 0 | 19 | 4 | 2 | 2 | 0 | 1 | 3-14 | |

## 2026 GAME-BY-GAME REGULAR-SEASON STATISTICS (TITANS)

| | | | TACKLES | | | | | | | | INTERCEPTIONS | | | | | O. FUMB | | | | ST | | | | | | |
|---|---|---|---|---|---|---|---|---|---|---|---|---|---|---|---|---|---|---|---|---|---|---|---|---|---|---|
| DATE | OPPONENT | P/S | TK | S | A | SK | YDS | TFL | YDS | QBP | NO | YDS | LG | TD | PD | FF | FR | TD | YDS | TK | S | A | FF | FR | W/L | SCORE |
| 09/13 | Jets | | | | | | | | | | INACTIVE | | | | | | | | | | | | | | L | 10-23 |
| 09/20 | Eagles | P | 4 | 3 | 1 | 0.0 | 0.0 | 1 | 2 | 0 | 0 | 0 | 0 | 0 | 0 | 0 | 0 | 0 | 0 | 0 | 0 | 0 | 0 | 0 | L | 20-24 |
| 09/27 | at Giants | S | 6 | 2 | 4 | 0.0 | 0.0 | 0 | 0 | 0 | 0 | 0 | 0 | 0 | 0 | 0 | 0 | 0 | 0 | 1 | 1 | 0 | 0 | 0 | L | 7-12 |
| 10/04 | at Ravens | S | 4 | 2 | 2 | 0.0 | 0.0 | 1 | 3 | 0 | 0 | 0 | 0 | 0 | 0 | 0 | 0 | 0 | 0 | 1 | 1 | 0 | 0 | 0 | L | 18-24 |
| 10/11 | Texans | P | 6 | 2 | 4 | 0.5 | 0.0 | 0 | 0 | 1 | 0 | 0 | 0 | 0 | 0 | 0 | 0 | 0 | 0 | 0 | 0 | 0 | 0 | 0 | L | 3-26 |
| 10/18 | at Colts | P | 5 | 2 | 3 | 0.0 | 0.0 | 0 | 0 | 0 | 0 | 0 | 0 | 0 | 0 | 0 | 0 | 0 | 0 | 2 | 2 | 0 | 0 | 0 | W | 26-20 |
| 10/25 | Browns | P | 4 | 2 | 2 | 0.0 | 0.0 | 0 | 0 | 0 | 0 | 0 | 0 | 0 | 0 | 0 | 0 | 0 | 0 | 1 | 0 | 1 | 0 | 0 | L | 24-27 |
| 2026 TOTALS | | 6-2 | 29 | 13 | 16 | 0.5 | 0.0 | 2 | 5 | 1 | 0 | 0 | 0 | 0 | 0 | 0 | 0 | 0 | 0 | 5 | 4 | 1 | 0 | 0 | 1-6 | |

# MARCUS HARRIS

## CORNERBACK ★ 5'11" ★ 188 LBS

**COLLEGE:** CALIFORNIA ★ **HOMETOWN:** PORTLAND, ORE.
**NFL EXPERIENCE (NFL/TITANS):** 2/2 ★ **ACQUIRED:** D6A-'25
**GAMES PLAYED/GAMES STARTED:** 21/9(Playoffs: 0/0)

26

**PRO:** The Titans selected Marcus Harris in the sixth round of the 2025 NFL Draft. The 5-foot-11-inch cornerback is rangy and athletic in coverage with a sound tackling ability. As a rookie, Harris carved out a role as a nickle cornerback, appearing in 14 games with five starts and amassing 25 tackles, five passes defensed and a forced fumble. Harris finished his college career with 46 tackles and two interceptions last season at the University of California after transferring from the University of Idaho.

### TITANS TIDBITS:

• Harris enjoys cooking, often helping with preparing food for family gatherings. His best dishes are stovetop short ribs and vodka pasta.
• Harris wears the number 26 because his grandmother and nephew were both born on the 26th. He was also drafted by the Titans on April 26.
• In his free time, Harris spends time bowling. His high score is 203.

### CAREER TRANSACTIONS:

• The Portland, Ore., native was selected by the Titans in the sixth round (183rd overall) of the 2025 NFL Draft.

### SEASON RECAPS:

**2026 (7/4):** Has tied for the team lead in passes defensed once in 2026 (vs. PHI).
• Against N.Y. Jets (9/13), started at nickelback and tied his career high with seven tackles.
• Against Philadelphia (9/20), played as a reserve as the nickel back and compiled six tackles, his first career interception and a stop for loss. Stuffed Makai Lemon for a five-yard loss on a jet sweep rush in the final stanza. Intercepted a Jalen Hurts deep ball intended for DeVonta Smith in the fourth quarter.
• At N.Y. Giants (9/27), played as a reserve at nickelback and notched six tackles, including a career-best two stops for loss. Stonewalled Cam Skattebo for a one-yard loss on a rush up the middle in the first quarter. Stuffed Malik Nabers for a one-yard loss on a short pass in the second quarter.
• At Baltimore (10/4), saw action as a reserve at the nickelback and recorded four tackles, a half sack and a quarterback pressure. Ended a Ravens' drive by combining with Jacob Martin to drop Lamar Jackson for an eight-yard sack on third-and-10 in the opening stanza.
• Against Houston (10/11), started at nickelback and collected a tackle.
• At Indianapolis (10/18), started at nickelback and registered four tackles, two quarterback pressures and a pass defensed. Batted down the final Hail Mary attempt by Daniel Jones in the fourth quarter.
• Against Cleveland (10/25), started as the nickelback and amassed seven tackles.

**2025 (14/5):** Played in 14 games with five starts at cornerback as a rookie. Registered 25 tackles, five passes defensed, two quarterback pressures, a stop for loss, a forced fumble and three special teams stops. Was inactive for one game. Placed on injured reserve on Dec. 27 and missed the final two contests. Led or tied for the team lead in passes defensed three times in 2025 (vs. LAC, vs. SEA, at SF). Tied for the team lead in special teams tackles once in 2025 (at HST). Made his NFL debut at Denver (9/7).
• At Denver (9/7), played as a reserve at cornerback and on special teams in his first career NFL contest.
• Against Houston (11/16), saw significant action as a reserve at nickelback and collected four tackles, a pass defensed and a quarterback pressure.
• Against Seattle (11/23), made his first career NFL start as the nickelback and notched two tackles, a team-high two passes defensed and a quarterback pressure. Forced the Seahawks to settle for a field goal by breaking up a third-and-four pass intended for Kenneth Walker III late in the first quarter. Defended a pass intended for AJ Barner in the end zone in the second stanza.
• At Cleveland (12/7), started at cornerback and amassed four tackles with a forced fumble. Forced a Dylan Sampson fumble that was recovered by Cedric Gary and returned 19 yards to the Browns' eight-yard line which set up a Titans' touchdown in the fourth quarter.
• At San Francisco (12/14), started at cornerback and posted a career-best seven tackles, including a stop for loss and a pass defensed.

### COLLEGE:

• Harris finished his college career at the University of California after spending the four previous seasons (2021-23) at Idaho where he appeared in 40 games, garnering first team FCS All-American and first team All-Big Sky honors. Over his college career, Harris appeared in 53 total contests, amassing 200 tackles, 11.5 tackles for loss, eight interceptions and 42 passes defensed to go with three defensive touchdowns. He began his college career as a walk-on at Oregon State, redshirted his freshman year in 2019 before opting out of the 2020 fall season and transferring to Idaho.
• As a graduate (2024), appeared in 13 games with 12 starts at California. Recorded 46 tackles, five passes defensed, 2.5 tackles for loss, two interceptions and one forced fumble. Transferred from Idaho prior to the season.
• As a senior (2023), started all 13 games at Idaho, amassing 51 tackles, 5.5 stops for loss, three interceptions, 10 passes defensed and a half sack. Named first team FCS All-American and first team All-Big Sky.
• As a junior (2022), started all 12 games for the Vandals. Recorded a career-high 53 tackles, 2.5 tackles for loss, two interceptions, 14 passes defensed and one fumble recovery. Also scored two defensive touchdowns on an interception and a fumble recovery.
• As a sophomore (2021), appeared in 11 games for the Vandals. Recorded 46 tackles, one interception and seven passes defensed. Added a forced fumble and a tackle for loss.
• As a redshirt freshman (Spring 2021), opted out of the Beavers fall season and transferred to Idaho for the Vandals 2021 spring season. Appeared in four games recording four tackles.
• As a freshman (2019), redshirted at Oregon State.
• Graduated from Idaho with a bachelor's degree in psychology in May 2023.

### PERSONAL:

• Attended Grant (Ore.) High School, where he played cornerback and wide receiver. Earned all-region honors as a senior after helping Grant to an 8-3 record as a junior.
• Was a multi-sport athlete, lettering in football, basketball and track. Ran the 100 meter and 200 meter races and finished third and second, respectively at the 6A state championship as a senior.
• Coached by John Beck.
• Son of Charneal and Diallo Lewis. Three brothers – Daunte Paschal, Chris Lewis, Jaylon Harris, and one sister – Kaitlyn Harris.
• Follow Harris on X at @marcusharris_5 and on Instagram at @marcusharris2_.
• Born Marcus Harris on March 6, 2001 in Portland, Ore.

### MARCUS HARRIS' NFL REGULAR SEASON DEFENSIVE STATISTICS

| | | | | TACKLES | | | | | | | | INTERCEPTIONS | | | | | O. FUMB | | | | ST | | | | |
|---|---|---|---|---|---|---|---|---|---|---|---|---|---|---|---|---|---|---|---|---|---|---|---|---|---|
| DATE | TEAM | GP | GS | TK | S | A | TFL | YDS | SK | YDS | QBP | NO | YDS | LG | TD | PD | FF | FR | TD | YDS | TK | S | A | FF | FR |
| 2025 | Titans | 14 | 5 | 25 | 16 | 9 | 1 | 1 | 0.0 | 0.0 | 2 | 0 | 0 | 0 | 0 | 5 | 1 | 0 | 0 | 0 | 3 | 2 | 1 | 0 | 0 |
| 2026 | Titans | 7 | 4 | 35 | 16 | 19 | 3 | 7 | 0.5 | 4.0 | 3 | 1 | 3 | 3 | 0 | 2 | 0 | 0 | 0 | 0 | 0 | 0 | 0 | 0 | 0 |
| NFL TOTALS | | 21 | 9 | 60 | 32 | 28 | 4 | 8 | 0.5 | 4.0 | 5 | 1 | 3 | 3 | 0 | 7 | 1 | 0 | 0 | 0 | 3 | 2 | 1 | 0 | 0 |

## SINGLE-GAME HIGHS: DEFENSIVE

| | |
|---|---|
| **Total Tackles** | 7 (3 times, last vs. Cleveland Browns, Oct 25, 2026) |
| **Solo Tackles** | 5 (2 times, last vs. New York Jets, Sep 13, 2026) |
| **Passes Defensed** | 2 (vs. Seattle Seahawks, Nov 23, 2025) |
| **Forced Fumbles** | 1 (at Cleveland Browns, Dec 07, 2025) |
| **Tackles For Loss** | 2 (at New York Giants, Sep 27, 2026) |
| **Interceptions** | 1 (vs. Philadelphia Eagles, Sep 20, 2026) |
| **Special Teams Tackles** | 2 (at Houston Texans, Sep 28, 2025) |

## 2025 GAME-BY-GAME REGULAR-SEASON STATISTICS (TITANS)

| | | | TACKLES | | | | | | | | INTERCEPTIONS | | | | | O. FUMB | | | | ST | | | | | | |
|---|---|---|---|---|---|---|---|---|---|---|---|---|---|---|---|---|---|---|---|---|---|---|---|---|---|---|
| DATE | OPPONENT | P/S | TK | S | A | SK | YDS | TFL | YDS | QBP | NO | YDS | LG | TD | PD | FF | FR | TD | YDS | TK | S | A | FF | FR | W/L | SCORE |
| 09/07 | at Broncos | P | 0 | 0 | 0 | 0.0 | 0.0 | 0 | 0 | 0 | 0 | 0 | 0 | 0 | 0 | 0 | 0 | 0 | 0 | 0 | 0 | 0 | 0 | 0 | L | 12-20 |
| 09/14 | Rams | P | 0 | 0 | 0 | 0.0 | 0.0 | 0 | 0 | 0 | 0 | 0 | 0 | 0 | 0 | 0 | 0 | 0 | 0 | 0 | 0 | 0 | 0 | 0 | L | 19-33 |
| 09/21 | Colts | P | 0 | 0 | 0 | 0.0 | 0.0 | 0 | 0 | 0 | 0 | 0 | 0 | 0 | 0 | 0 | 0 | 0 | 0 | 0 | 0 | 0 | 0 | 0 | L | 20-41 |
| 09/28 | at Texans | P | 0 | 0 | 0 | 0.0 | 0.0 | 0 | 0 | 0 | 0 | 0 | 0 | 0 | 0 | 0 | 0 | 0 | 0 | 2 | 2 | 0 | 0 | 0 | L | 0-26 |
| 10/05 | at Cardinals | P | 0 | 0 | 0 | 0.0 | 0.0 | 0 | 0 | 0 | 0 | 0 | 0 | 0 | 0 | 0 | 0 | 0 | 0 | 1 | 0 | 1 | 0 | 0 | W | 22-21 |
| 10/12 | at Raiders | | | | | | | | | | INACTIVE | | | | | | | | | | | | | | L | 10-20 |
| 10/19 | Patriots | P | 0 | 0 | 0 | 0.0 | 0.0 | 0 | 0 | 0 | 0 | 0 | 0 | 0 | 0 | 0 | 0 | 0 | 0 | 0 | 0 | 0 | 0 | 0 | L | 13-31 |
| 10/26 | at Colts | P | 2 | 1 | 1 | 0.0 | 0.0 | 0 | 0 | 0 | 0 | 0 | 0 | 0 | 0 | 0 | 0 | 0 | 0 | 0 | 0 | 0 | 0 | 0 | L | 14-38 |
| 11/02 | Chargers | P | 1 | 1 | 0 | 0.0 | 0.0 | 0 | 0 | 0 | 0 | 0 | 0 | 0 | 1 | 0 | 0 | 0 | 0 | 0 | 0 | 0 | 0 | 0 | L | 20-27 |
| 11/16 | Texans | P | 4 | 2 | 2 | 0.0 | 0.0 | 0 | 0 | 1 | 0 | 0 | 0 | 0 | 1 | 0 | 0 | 0 | 0 | 0 | 0 | 0 | 0 | 0 | L | 13-16 |
| 11/23 | Seahawks | S | 2 | 1 | 1 | 0.0 | 0.0 | 0 | 0 | 1 | 0 | 0 | 0 | 0 | 2 | 0 | 0 | 0 | 0 | 0 | 0 | 0 | 0 | 0 | L | 24-30 |
| 11/30 | Jaguars | S | 4 | 3 | 1 | 0.0 | 0.0 | 0 | 0 | 0 | 0 | 0 | 0 | 0 | 0 | 0 | 0 | 0 | 0 | 0 | 0 | 0 | 0 | 0 | L | 3-25 |
| 12/07 | at Browns | S | 4 | 3 | 1 | 0.0 | 0.0 | 0 | 0 | 0 | 0 | 0 | 0 | 0 | 0 | 1 | 0 | 0 | 0 | 0 | 0 | 0 | 0 | 0 | W | 31-29 |
| 12/14 | at 49ers | S | 7 | 5 | 2 | 0.0 | 0.0 | 1 | 1 | 0 | 0 | 0 | 0 | 0 | 1 | 0 | 0 | 0 | 0 | 0 | 0 | 0 | 0 | 0 | L | 24-37 |
| 12/21 | Chiefs | S | 1 | 0 | 1 | 0.0 | 0.0 | 0 | 0 | 0 | 0 | 0 | 0 | 0 | 0 | 0 | 0 | 0 | 0 | 0 | 0 | 0 | 0 | 0 | W | 26-9 |
| 12/28 | Saints | | | | | | | | | | INJURED RESERVE | | | | | | | | | | | | | | L | 26-34 |
| 01/04 | at Jaguars | | | | | | | | | | INJURED RESERVE | | | | | | | | | | | | | | L | 7-41 |
| **2025 TOTALS** | | **14-5** | **25** | **16** | **9** | **0.0** | **0.0** | **1** | **1** | **2** | **0** | **0** | **0** | **0** | **5** | **1** | **0** | **0** | **0** | **3** | **2** | **1** | **0** | **0** | **3-14** | |

## 2026 GAME-BY-GAME REGULAR-SEASON STATISTICS (TITANS)

| | | | TACKLES | | | | | | | | INTERCEPTIONS | | | | | O. FUMB | | | | ST | | | | | | |
|---|---|---|---|---|---|---|---|---|---|---|---|---|---|---|---|---|---|---|---|---|---|---|---|---|---|---|
| DATE | OPPONENT | P/S | TK | S | A | SK | YDS | TFL | YDS | QBP | NO | YDS | LG | TD | PD | FF | FR | TD | YDS | TK | S | A | FF | FR | W/L | SCORE |
| 09/13 | Jets | S | 7 | 5 | 2 | 0.0 | 0.0 | 0 | 0 | 0 | 0 | 0 | 0 | 0 | 0 | 0 | 0 | 0 | 0 | 0 | 0 | 0 | 0 | 0 | L | 10-23 |
| 09/20 | Eagles | P | 6 | 4 | 2 | 0.0 | 0.0 | 1 | 5 | 0 | 1 | 3 | 3 | 0 | 1 | 0 | 0 | 0 | 0 | 0 | 0 | 0 | 0 | 0 | L | 20-24 |
| 09/27 | at Giants | P | 6 | 4 | 2 | 0.0 | 0.0 | 2 | 2 | 0 | 0 | 0 | 0 | 0 | 0 | 0 | 0 | 0 | 0 | 0 | 0 | 0 | 0 | 0 | L | 7-12 |
| 10/04 | at Ravens | P | 4 | 1 | 3 | 0.5 | 4.0 | 0 | 0 | 1 | 0 | 0 | 0 | 0 | 0 | 0 | 0 | 0 | 0 | 0 | 0 | 0 | 0 | 0 | L | 18-24 |
| 10/11 | Texans | S | 1 | 0 | 1 | 0.0 | 0.0 | 0 | 0 | 0 | 0 | 0 | 0 | 0 | 0 | 0 | 0 | 0 | 0 | 0 | 0 | 0 | 0 | 0 | L | 3-26 |
| 10/18 | at Colts | S | 4 | 1 | 3 | 0.0 | 0.0 | 0 | 0 | 2 | 0 | 0 | 0 | 0 | 1 | 0 | 0 | 0 | 0 | 0 | 0 | 0 | 0 | 0 | W | 26-20 |
| 10/25 | Browns | S | 7 | 1 | 6 | 0.0 | 0.0 | 0 | 0 | 0 | 0 | 0 | 0 | 0 | 0 | 0 | 0 | 0 | 0 | 0 | 0 | 0 | 0 | 0 | L | 24-27 |
| **2026 TOTALS** | | **7-4** | **35** | **16** | **19** | **0.5** | **4.0** | **3** | **7** | **3** | **1** | **3** | **3** | **0** | **2** | **0** | **0** | **0** | **0** | **0** | **0** | **0** | **0** | **0** | **1-6** | |

# GUNNAR HELM

## TIGHT END ★ 6'5" ★ 241 LBS

**COLLEGE:** TEXAS ★ **HOMETOWN:** ENGLEWOOD, COLO.
**NFL EXPERIENCE (NFL/TITANS):** 2/2 ★ **ACQUIRED:** D4B-'25
**GAMES PLAYED/GAMES STARTED:** 23/16(Playoffs: 0/0)

84

### CAREER HIGHLIGHTS

• As a rookie in 2025, Helm recorded 44 receptions, which set a franchise record for rookie tight ends.

**PRO:** The Titans selected Gunnar Helm in the fourth round of the 2025 NFL Draft. The 6-foot-5-inch, 241-pound tight end is a sure-handed receiving threat and an agile ball-carrier after the catch. During his rookie season, Helm appeared in 16 games with 10 starts and tallied 44 receptions for 357 receiving yards. Prior to the NFL, Helm appeared in 54 games over four seasons (2021-24) with the Longhorns including a career-high 16 starts his senior season.

### TITANS TIDBITS:

• Helm grew up near Denver in Englewood, Colorado and played a lot of pond hockey as a kid.
• He trained at Lipscomb Academy in Nashville preparing for the draft.
• Has a dog named Daryl.

### CAREER TRANSACTIONS:

• The Englewood, Colo., native was selected by the Titans in fourth round (120th overall) of the 2025 NFL Draft.

### SEASON RECAPS:

**2026 (7/7):**
• Against N.Y. Jets (9/13), started at tight end and hauled in four catches for 28 yards.
• Against Philadelphia (9/20), started at tight end and snared two receptions for 13 yards.
• At N.Y. Giants (9/27), started at tight end and grabbed two passes for 14 yards.
• At Baltimore (10/4), started at tight end and recorded a five-yard reception. Cut the Ravens' lead to 24-18 with a two-point conversion reception from Cam Ward in the final stanza.
• Against Houston (10/11), started at tight end.
• At Indianapolis (10/18), played as a reserve at tight end.
• Against Cleveland (10/25), started at tight end and snared three receptions for 24 yards. Helped open holes for Titans' ball carriers to gain 141 yards on the ground, including 129 rush yards with three touchdowns from Tony Pollard. Extended the Titans' initial scoring drive in the fourth quarter with an 11-yard grab on third-and-four.

**2025 (16/10):** Played in 16 games with 10 starts at tight end as a rookie. Ranked fourth on the squad with 44 receptions, which set a franchise record for rookie tight ends. Ranked fourth on the team with 357 receiving yards. Collected two receiving touchdowns and had at least one reception in all 16 games. Registered a special teams tackle. Was inactive for the regular season finale. Led or tied for the team lead in receptions three times in 2025 (vs. SEA, vs. JAX, at SF). Led the team in receiving yards twice in 2025 (vs. SEA, at SF). Tied for the team lead in special teams tackles once in 2025 (vs. LAR). Made his NFL debut and first career NFL start at Denver (9/7).
• At Denver (9/7), started at tight end in his first career NFL contest and snared one reception for 16 yards. Caught a 16-yard pass from Cam Ward in the first quarter for his first NFL reception.
• At Arizona (10/5), started at tight end and grabbed four receptions for 34 yards. Set up the Titans' first touchdown with a 19-yard grab to the Cardinals' one-yard line in the fourth quarter. Extended the Titans' game-winning scoring drive with a six-yard catch on third-and-three in the final stanza.
• At Indianapolis (10/26), started at tight end and snared two passes for 23 yards with his first career touchdown grab. Cut the Colts' lead to 10-7 with a one-yard touchdown catch from Cam Ward in the second quarter.
• Against Seattle (11/23), started at tight end and led the team with six receptions and 51 receiving yards.
• At Cleveland (12/7), started at tight end and posted an eight-yard reception, tying the most receptions in franchise history among rookie tight ends.
• At San Francisco (12/14), played as a reserve at tight end and tied for the team lead with four catches for a team-high 49 receiving yards with a touchdown. With his first reception of the game–his 38th reception of 2025–he surpassed Bo Scaife (37 in 2005) for the most receptions in franchise history among rookie tight ends. Cut the 49ers' lead to 14-10 with a 34-yard touchdown grab in the second quarter.

### COLLEGE:

Played in 54 games with 26 starts over four seasons (2021-24) at the University of Texas. Helm recorded 79 receptions for 1,022 yards and nine touchdowns in his college career. After three years of playing behind upperclassmen, he was a second team All-SEC and a John Mackey Award semifinalist as a senior behind a career-high 60 catches and seven touchdowns.
• As a senior (2024), started all 16 games at Texas. Recorded a career-high and team-leading 60 receptions for 786 yards and seven touchdowns. Was named Second Team All-SEC and a semifinalist for the John Mackey Award, presented to the nation's most outstanding tight end.
• As a junior (2023), played in 14 games with six starts. Recorded 14 receptions for 192 yards and two touchdowns. Voted honorable mention All-Big 12 and selected Academic All-Big 12 second team.
• As a sophomore (2022), saw action in 13 games with four starts. Recorded five receptions for 44 yards. Selected Academic All-Big 12 first team. Returned one kick for 12 yards.
• As a freshman (2021), appeared in 12 games, primarily on the Longhorns' field goal unit. Was selected to the Academic All-Big 12 rookie team.
• Graduated from Texas with a bachelor's degree in corporate communications in December 2024.

### PERSONAL:

• Played at Cherry Creek (Co.) High, where he was an All State and All-Centennial League tight end. The No. 3 prospect in the state of Colorado by Rivals.com, No. 7 in the state by ESPN and No. 14 in the state by 247 Sports. Caught 28 passes for 367 yards and seven touchdowns as a senior, helping lead Cherry Creek to the second of two consecutive undefeated seasons and back-to-back 5A state championships.
• Also played basketball and lacrosse in high school.
• Son of Patti and Blake Helm. Has three sisters - Madison, Morgan and Emerson.
• Follow Helm on X at @gunnar_helm and on Instagram at @gunnarbhelm.
• Born Gunnar Blake Helm on Sept. 6, 2002 in Greenwood Village, Colo.

### GUNNAR HELM'S NFL REGULAR SEASON RUSHING/RECEIVING STATISTICS

| | | | | RECEIVING | | | | | RUSHING | | | | |
|---|---|---|---|---|---|---|---|---|---|---|---|---|---|
| DATE | TEAM | GP | GS | NO. | YDS. | AVG. | LG | TD | NO. | YDS. | AVG. | LG | TD |
| 2025 | Titans | 16 | 10 | 44 | 357 | 8.1 | 34t | 2 | 0 | 0 | 0.0 | 0 | 0 |
| 2026 | Titans | 7 | 6 | 12 | 84 | 7.0 | 14 | 0 | 0 | 0 | 0.0 | 0 | 0 |
| NFL TOTALS | | 23 | 16 | 56 | 441 | 7.9 | 34T | 2 | 0 | 0 | 0.0 | 0 | 0 |

## SINGLE-GAME HIGHS: RECEIVING

| | |
|---|---|
| **Receptions** | 6 (2 times, last vs. Jacksonville Jaguars, Nov 30, 2025) |
| **Receiving Yards** | 51 (vs. Seattle Seahawks, Nov 23, 2025) |
| **Receiving Average** | 12.3 (at San Francisco 49ers, Dec 14, 2025) |
| **Longest Receptions** | 34 (at San Francisco 49ers, Dec 14, 2025) |
| **Receiving TDs** | 1 (2 times, last at San Francisco 49ers, Dec 14, 2025) |
| **All-Purpose Yards** | 51 (vs. Seattle Seahawks, Nov 23, 2025) |
| **Special Teams Tackles** | 1 (vs. Los Angeles Rams, Sep 14, 2025) |
| **Most TDs** | 1 (2 times, last at San Francisco 49ers, Dec 14, 2025) |
| **Scrimmage Yards** | 51 (vs. Seattle Seahawks, Nov 23, 2025) |

## 2025 GAME-BY-GAME REGULAR-SEASON STATISTICS (TITANS)

| | | | RECEIVING | | | | | RUSHING | | | | | | |
|---|---|---|---|---|---|---|---|---|---|---|---|---|---|---|
| DATE | OPPONENT | P/S | NO. | YDS. | AVG. | LG | TD | NO. | YDS. | AVG. | LG | TD | W/L | SCORE |
| 09/07 | at Broncos | S | 1 | 16 | 16.0 | 16 | 0 | 0 | 0 | 0.0 | 0 | 0 | L | 12-20 |
| 09/14 | Rams | P | 2 | 9 | 4.5 | 7 | 0 | 0 | 0 | 0.0 | 0 | 0 | L | 19-33 |
| 09/21 | Colts | P | 3 | 27 | 9.0 | 11 | 0 | 0 | 0 | 0.0 | 0 | 0 | L | 20-41 |
| 09/28 | at Texans | P | 1 | 12 | 12.0 | 12 | 0 | 0 | 0 | 0.0 | 0 | 0 | L | 0-26 |
| 10/05 | at Cardinals | S | 4 | 34 | 8.5 | 19 | 0 | 0 | 0 | 0.0 | 0 | 0 | W | 22-21 |
| 10/12 | at Raiders | S | 2 | 15 | 7.5 | 9 | 0 | 0 | 0 | 0.0 | 0 | 0 | L | 10-20 |
| 10/19 | Patriots | S | 4 | 36 | 9.0 | 13 | 0 | 0 | 0 | 0.0 | 0 | 0 | L | 13-31 |
| 10/26 | at Colts | S | 2 | 23 | 11.5 | 22 | 1 | 0 | 0 | 0.0 | 0 | 0 | L | 14-38 |
| 11/02 | Chargers | P | 1 | 15 | 15.0 | 15 | 0 | 0 | 0 | 0.0 | 0 | 0 | L | 20-27 |
| 11/16 | Texans | P | 4 | 29 | 7.3 | 11 | 0 | 0 | 0 | 0.0 | 0 | 0 | L | 13-16 |
| 11/23 | Seahawks | S | 6 | 51 | 8.5 | 15 | 0 | 0 | 0 | 0.0 | 0 | 0 | L | 24-30 |
| 11/30 | Jaguars | S | 6 | 23 | 3.8 | 6 | 0 | 0 | 0 | 0.0 | 0 | 0 | L | 3-25 |
| 12/07 | at Browns | S | 1 | 8 | 8.0 | 8 | 0 | 0 | 0 | 0.0 | 0 | 0 | W | 31-29 |
| 12/14 | at 49ers | P | 4 | 49 | 12.3 | 34t | 1 | 0 | 0 | 0.0 | 0 | 0 | L | 24-37 |
| 12/21 | Chiefs | S | 2 | 9 | 4.5 | 7 | 0 | 0 | 0 | 0.0 | 0 | 0 | W | 26-9 |
| 12/28 | Saints | S | 1 | 1 | 1.0 | 1 | 0 | 0 | 0 | 0.0 | 0 | 0 | L | 26-34 |
| 01/04 | at Jaguars | | | | | | INACTIVE | | | | | | L | 7-41 |
| **2025 TOTALS** | | **16-10** | **44** | **357** | **8.1** | **34T** | **2** | **0** | **0** | **0.0** | **0** | **0** | **3-14** | |

## 2026 GAME-BY-GAME REGULAR-SEASON STATISTICS (TITANS)

| | | | RECEIVING | | | | | RUSHING | | | | | | |
|---|---|---|---|---|---|---|---|---|---|---|---|---|---|---|
| DATE | OPPONENT | P/S | NO. | YDS. | AVG. | LG | TD | NO. | YDS. | AVG. | LG | TD | W/L | SCORE |
| 09/13 | Jets | S | 4 | 28 | 7.0 | 12 | 0 | 0 | 0 | 0.0 | 0 | 0 | L | 10-23 |
| 09/20 | Eagles | S | 2 | 13 | 6.5 | 8 | 0 | 0 | 0 | 0.0 | 0 | 0 | L | 20-24 |
| 09/27 | at Giants | S | 2 | 14 | 7.0 | 9 | 0 | 0 | 0 | 0.0 | 0 | 0 | L | 7-12 |
| 10/04 | at Ravens | S | 1 | 5 | 5.0 | 5 | 0 | 0 | 0 | 0.0 | 0 | 0 | L | 18-24 |
| 10/11 | Texans | S | 0 | 0 | 0.0 | 0 | 0 | 0 | 0 | 0.0 | 0 | 0 | L | 3-26 |
| 10/18 | at Colts | P | 0 | 0 | 0.0 | 0 | 0 | 0 | 0 | 0.0 | 0 | 0 | W | 26-20 |
| 10/25 | Browns | S | 3 | 24 | 8.0 | 14 | 0 | 0 | 0 | 0.0 | 0 | 0 | L | 24-27 |
| **2026 TOTALS** | | **7-6** | **12** | **84** | **7.0** | **14** | **0** | **0** | **0** | **0.0** | **0** | **0** | **1-6** | |

# ANTHONY HILL JR.

**LINEBACKER ★ 6'2" ★ 238 LBS**

**COLLEGE:** TEXAS ★ **HOMETOWN:** DENTON, TEXAS
**NFL EXPERIENCE (NFL/TITANS):** Rookie ★ **ACQUIRED:** D2-'26
**GAMES PLAYED/GAMES STARTED:** 7/7(Playoffs: 0/0)

53

## CAREER HIGHLIGHTS

• Named NFL Defensive Rookie of the Month for September after starting all three games and leadng the league with 34 tackles to go along with two passes defensed.

**PRO:** The Titans selected Anthony Hill Jr. in the second round of the 2026 NFL Draft. The 6-foot-2-inch, 238-pounder brings an impressive mix of size and speed to the linebacker position. The Denton, Texas native played three seasons (2023-25) at Texas where he tallied 249 tackles, 31.5 tackles for loss, 17 sacks, eight forced fumbles and three interceptions.

### TITANS TIDBITS:

• Hill is a big gamer and enjoys playing Madden, NBA 2K, Fortnite and Call of Duty. Hill has hopes to start a program to give kids in need gaming systems in order to connect with them and offer encouragement through hard times.
• Hill was born in Witchita, Kan. at the same hospital as Hall of Fame running back Barry Sanders.

### CAREER TRANSACTIONS:

• The Denton, Texas, native was selected by the Titans in the second round (60th overall) of the 2026 NFL Draft.

### SEASON RECAPS:

**2026 (7/7):** Tied for third in the NFL with a team-best 68 tackles. Has led or tied for the team lead in tackles three times in 2026 (vs. NYJ, vs. PHI, at BAL). Has led the team in passes defensed once in 2026 (vs. NYJ). Played in and started his first career NFL contest against N.Y. Jets (9/13/26). Named NFL Defensive Rookie of the Month for September after starting all three games and leadng the league with 34 tackles to go along with two passes defensed.
• Against N.Y. Jets (9/13), started at linebacker in his NFL debut and led the team with 16 tackles and two passes defensed. Became the first NFL rookie with 16 tackles and two passes defensed in a game since at least 2000. Broke up a pass intended for Mason Taylor in the opening stanza. Forced the Gianst to settle for a field goal by defending a third-and-five pass intended for Braelon Allen in the second quarter.
• Against Philadelphia (9/20), started at linebacker and led the team with 10 tackles. Tied Keith Bulluck (2006) for the most total tackles (26) by a Titans player through the first two games of a season since the beginning of 2000.
• At N.Y. Giants (9/27), started at linebacker and ranked second on the team with eight tackles to go along with two quarterback pressures.
• At Baltimore (10/4), started at linebacker and tied for the team lead with eight tackles with a quarterback pressure. Became the first Titans player to begin a season with four consecutive eight-tackle performances since linebacker Wesley Woodyard in 2017.
• Against Houston (10/11), started at linebacker and collected five tackles with a quarterback pressure.
• At Indianapolis (10/18), started at linebacker and registered nine tackles, including a stop for loss, three quarterback pressures and a pass defensed. Stonewalled Jonathan Taylor for a five-yard loss on a rush up the middle late in the third quarter. Ended a Colts' drive by breaking up a pass intended for Laquon Treadwell on fourth-and-17 in the final stanza.
• Against Cleveland (10/25), started at linebacker and finished second on the squad with 12 tackles to go along with a forced fumble. Forced a Harold Fannin fumble was recovered by Tony Adams in the second quarter.

### COLLEGE:

• Saw action in 40 games with 32 starts over three seasons (2023-25) at Texas. Finished his career with 249 tackles, 31.5 tackles for loss, 17 sacks, eight forced fumbles and three interceptions.

**AS A JUNIOR (2025),** started 10 games and recorded 69 tackles, seven tackles for loss, four sacks, two interceptions, three forced fumbles and one fumble recovery. Named a second-team All-American by the Associated Press, AFCA and FWAA. Was a finalist for the Butkus Award and a semifinalist for the Chuck Bednarik Award. Selected to the coaches' All-SEC second team.
• Against San Jose State (9/6), notched six tackles and recorded a career-high two forced fumbles.
• At Florida (10/4), recorded 14 total tackles as well as a fumble recovery.
• At Kentucky (10/18), registered 12 tackles and an interception.
• At Mississippi (10/25), notched 10 tackles and 2.5 sacks for 18 yards as well as a forced fumble.

**AS A SOPHOMORE (2024),** started all 16 games and led the team with 113 tackles and 16.5 tackles for loss. Also tallied eight sacks, one interception, four forced fumbles and one fumble recovery. Registered three double-digit tackle performances. Named a second-team All-American by the Associated Press, AFCA, Sporting News and Walter Camp.
• Against Louisiana Monroe (9/21), recorded an interception.
• Against Oklahoma (10/12), tallied 11 tackles, two sacks, 3.5 tackles for loss and a forced fumble. Named SEC co-defensive Player of the Week and Lott IMPACT National Player of the Week for his performance.
• Against Kentucky (11/23), set a season-high with four tackles for loss.
• Against Georgia (12/7), had a fumble recovery that he returned 25 yards.
• Against Ohio State (1/10), tallied six tackles and half a sack in the Goodyear Cotton Bowl at the CFP Semifinal.

**AS A FRESHMAN (2023),** appeared in all 14 games with six starts and totaled 66 tackles, eight tackles for loss, five sacks, one forced fumble, four quarterback hurries and two pass breakups. His five sacks are tied for fourth-most by a Longhorn freshman and are the third-most by a Texas true freshman. Named co-Big 12 Defensive Freshman of the Year and honorable mention All-Big 12.
• At Alabama (9/9), had six tackles including two for a loss and two sacks. Earned Shaun Alexander Freshman of the Week and 247Sports True Freshman of the Week for his performance.
• Against Oklahoma (10/7), registered a then career-high eight tackles with 1.5 tackles for loss, one sack and one pass breakup in the Red River Rivalry game.
• Against Brigham Young (10/28), earned his first career start and tallied five tackles, one tackle for loss and one pass breakup.
• Against Texas Tech (11/24), tallied four tackles and a sack.
• Against Oklahoma State (12/2), had six tackles, one tackle for loss, one sack and a forced fumble in the Big 12 Championship Game victory.
• Majored in Communications & Leadership at Texas.

### PERSONAL:

• Attended Denton Ryan (Texas) High School and recorded 303 tackles, 13 sacks and nine forced fumbles, while also rushing for 378 yards and 13 touchdowns over three years at Ryan. Named an All-American and all-state honoree as a member of the state championship team.
• Rated No. 18 nationally, No. 2 among outside linebackers and No. 4 overall in the state of Texas by ESPN.
• As a senior (2022), despite being limited to six games as a senior due to injury, still totaled 67 tackles, two sacks and five forced fumbles. Part of a defense that allowed 19.3 points per game in his six games, including a shutout against Saginaw.
• As a junior (2021), selected first-team 5A All-State by Texas Sports Writers Association. Tabbed first-team MaxPreps Junior All-American. Named unanimous MVP of District 1 and first-team all-district. Registered 131 total tackles, 18 tackles for loss, two interceptions, two forced fumbles and three fumble recoveries. Also rushed for 176 yards and seven touchdowns. Helped Ryan to a 12-2 overall record, including an 8-0 district mark and title and an appearance in the 5A Division 1 quarterfinals.
• As a sophomore (2020), tabbed honorable mention 5A All-State by the Texas Sports Writers Association in 2020. Named first-team MaxPreps Sophomore All-American. Chosen Defensive Newcomer of the Year of District 5-5A Division 1 and first-team all-district. Tallied 105 tackles, 11

tackles for loss, three sacks and two forced fumbles as a sophomore. Part of a defense that allowed just 15.8 points per game, including six games of 10 points or fewer. Helped Ryan to a 15-0 overall record, including a 7-0 district mark and title, and the 5A Division 1 state championship in 2020.
• Also participated in track and field in the 4x400m relay on a team that finished second in the 5A state meet.
• Son of Anthony Hill Sr. and Jameka Walton.
• Has one younger brother, Landon.
• Follow Hill on Instagram @thegoat_hill and X at @thegoatanthony1.
• Born Anthony Bernard Hill Jr. on Feb. 14, 2005 in Wichita, Kan.

## ANTHONY HILL JR.'S NFL REGULAR SEASON DEFENSIVE STATISTICS

| | | | | TACKLES | | | | | | | | INTERCEPTIONS | | | | | O. FUMB | | | | ST | | | | |
|---|---|---|---|---|---|---|---|---|---|---|---|---|---|---|---|---|---|---|---|---|---|---|---|---|---|
| DATE | TEAM | GP | GS | TK | S | A | TFL | YDS | SK | YDS | QBP | NO | YDS | LG | TD | PD | FF | FR | TD | YDS | TK | S | A | FF | FR |
| 2026 | Titans | 7 | 7 | 68 | 25 | 43 | 1 | 5 | 0.0 | 0.0 | 7 | 0 | 0 | 0 | 0 | 3 | 1 | 0 | 0 | 0 | 0 | 0 | 0 | 0 | 0 |
| NFL TOTALS | | 7 | 7 | 68 | 25 | 43 | 1 | 5 | 0.0 | 0.0 | 7 | 0 | 0 | 0 | 0 | 3 | 1 | 0 | 0 | 0 | 0 | 0 | 0 | 0 | 0 |

## SINGLE-GAME HIGHS: DEFENSIVE

| | |
|---|---|
| Total Tackles | 16 (vs. New York Jets, Sep 13, 2026) |
| Solo Tackles | 5 (2 times, last vs. Cleveland Browns, Oct 25, 2026) |
| Passes Defensed | 2 (vs. New York Jets, Sep 13, 2026) |
| Forced Fumbles | 1 (vs. Cleveland Browns, Oct 25, 2026) |
| Tackles For Loss | 1 (at Indianapolis Colts, Oct 18, 2026) |

## 2026 GAME-BY-GAME REGULAR-SEASON STATISTICS (TITANS)

| | | | TACKLES | | | | | | | | INTERCEPTIONS | | | | | O. FUMB | | | | ST | | | | | | |
|---|---|---|---|---|---|---|---|---|---|---|---|---|---|---|---|---|---|---|---|---|---|---|---|---|---|---|
| DATE | OPPONENT | P/S | TK | S | A | SK | YDS | TFL | YDS | QBP | NO | YDS | LG | TD | PD | FF | FR | TD | YDS | TK | S | A | FF | FR | W/L | SCORE |
| 09/13 | Jets | S | 16 | 2 | 14 | 0.0 | 0.0 | 0 | 0 | 0 | 0 | 0 | 0 | 0 | 2 | 0 | 0 | 0 | 0 | 0 | 0 | 0 | 0 | 0 | L | 10-23 |
| 09/20 | Eagles | S | 10 | 5 | 5 | 0.0 | 0.0 | 0 | 0 | 0 | 0 | 0 | 0 | 0 | 0 | 0 | 0 | 0 | 0 | 0 | 0 | 0 | 0 | 0 | L | 20-24 |
| 09/27 | at Giants | S | 8 | 4 | 4 | 0.0 | 0.0 | 0 | 0 | 2 | 0 | 0 | 0 | 0 | 0 | 0 | 0 | 0 | 0 | 0 | 0 | 0 | 0 | 0 | L | 7-12 |
| 10/04 | at Ravens | S | 8 | 3 | 5 | 0.0 | 0.0 | 0 | 0 | 1 | 0 | 0 | 0 | 0 | 0 | 0 | 0 | 0 | 0 | 0 | 0 | 0 | 0 | 0 | L | 18-24 |
| 10/11 | Texans | S | 5 | 3 | 2 | 0.0 | 0.0 | 0 | 0 | 1 | 0 | 0 | 0 | 0 | 0 | 0 | 0 | 0 | 0 | 0 | 0 | 0 | 0 | 0 | L | 3-26 |
| 10/18 | at Colts | S | 9 | 3 | 6 | 0.0 | 0.0 | 1 | 5 | 3 | 0 | 0 | 0 | 0 | 1 | 0 | 0 | 0 | 0 | 0 | 0 | 0 | 0 | 0 | W | 26-20 |
| 10/25 | Browns | S | 12 | 5 | 7 | 0.0 | 0.0 | 0 | 0 | 0 | 0 | 0 | 0 | 0 | 0 | 1 | 0 | 0 | 0 | 0 | 0 | 0 | 0 | 0 | L | 24-27 |
| 2026 TOTALS | | 7-7 | 68 | 25 | 43 | 0.0 | 0.0 | 1 | 5 | 7 | 0 | 0 | 0 | 0 | 3 | 1 | 0 | 0 | 0 | 0 | 0 | 0 | 0 | 0 | 1-6 | |

# AMANI HOOKER

**SAFETY ★ 5'11" ★ 210 LBS**

**COLLEGE:** IOWA ★ **HOMETOWN:** MINNEAPOLIS, MINN.
**NFL EXPERIENCE (NFL/TITANS):** 8/8 ★ **ACQUIRED:** D4-'19
**GAMES PLAYED/GAMES STARTED:** 102/73(Playoffs: 5/1)

37

2025

## CAREER HIGHLIGHTS

• In 2024, Hooker led the team with a career-high five interceptions while tying for the team lead with nine passes defensed.
• In 2023, Hooker started 13 games at safety and ranked fourth on the team with a career-best 80 tackles and finished second on the squad with seven passes defensed.
• In 2020, Hooker tied for the team lead with four interceptions while posting 44 tackles and eight passes defensed.

**PRO:** The Titans traded up to select Amani Hooker with the 116th overall pick in the fourth round of the 2019 NFL Draft. The 5-foot-11-inch, 210-pound defender was coveted for his versatility, having played safety and a hybrid linebacker/cornerback position at Iowa. Hooker played in 96 games in his first seven NFL seasons and amassed 395 tackles, 12 interceptions and 39 passes defensed. He will be relied upon for his defensive leadership and savvy ballhawking ability in the Titans' secondary.

## TITANS TIDBITS:

• Hooker was named a finalist for Minnesota's Mr. Football in 2015. Yet he had just two FBS scholarship offers. When the in-state university showed hesitancy after multiple workouts, Hooker knew he belonged at Iowa saying, "love who loves me."
• In February 2019, Hooker helped crowdfund about $1,200 for the Park Center high school football program through a Pledge-It campaign raising a dollar amount for every inch of his vertical jump at the NFL Scouting Combine. His 37-inch jump ranked fifth among safeties and equaled money for better equipment at his alma mater.
• Amani's brother, Quinton, played basketball for North Dakota and helped take the team to the NCAA tournament his senior year. Quinton was Minnesota's Mr. Basketball in high school and currently plays basketball professionally in Italy. For the past three years, the brothers have hosted a camp in their hometown, bringing together kids from all over the Brooklyn Park area to learn about both football and basketball.

## CAREER TRANSACTIONS:

• The Minneapolis, Minn., native was selected by the Titans in the fourth round (116th overall) of the 2019 NFL Draft.

## SEASON RECAPS:

**2026 (6/6):** Tied for the team lead with two interceptions. Ranks second on the squad with 46 tackles. Has led the team in tackles once in 2026 (at IND). Has tied for the team lead in passes defensed twce in 2026 (vs. PHI, at NYG).
• Against N.Y. Jets (9/13), started at safety and tied for second on the team with 10 tackles, including a stop for loss.
• Against Philadelphia (9/20), started at safety and compiled six tackles, an interception and a quarterback pressure. Intercepted a Jalen Hurts pass intended for DeVonta Smith in the end zone and raced 92 yards to the Jets' 10-yard line setting up the Titans first touchdown of the afternoon. With his 13th career interception, Hooker tied Jason McCourty for the eighth-highest career total for the franchise during the "Titans era."
• At N.Y. Giants (9/27), started at safety and notched six tackles with a pass defensed. Broke up a pass intended for Odell Beckham Jr. in the opening stanza.
• At Baltimore (10/4), started at safety in his 100th career regular season game and recorded six tackles with a quarterback pressure.
• Against Houston (10/11), was inactive.
• At Indianapolis (10/18), started at safety and led the team with a career-best 13 tackles to go along with an interception. Halted a potential Colts' scoring drive by picking off a Daniel Jones pass intended for Josh Downs with a toe-tap along the sideline at the Titans' six-yard line in the opening quarter. With his 14th career interception, he surpassed Jason McCourty (13) and tied Cortland Finnegan (14) for the seventh-highest career total for the franchise in the "Titans era."
• Against Cleveland (10/25), started at safety and amassed five tackles with a quarterback pressure.

**2025 (16/16)**: Started a career-high 16 games at safety. Tied for second on the team with a career-best 81 tackles and ranked second on the squad with eight passes defensed. Added a sack, four quarterback pressures and three stops for loss. Was inactive for the regular season finale. Tied for the team lead in tackles twice in 2025 (vs. LAR, at IND). Led or tied for the team lead in passes defensed four times in 2025 (at DEN, vs. IND, at IND, at SF). Led the team in sacks once in 2025 (vs. LAR). Selected as a team captain by his teammates.
• At Denver (9/7), started at safety and tallied five tackles with a pass defensed. Broke up a pass intended for Evan Engram late in the second quarter.
• Against L.A. Rams (9/14), started at safety and tied for the team lead with eight tackles, including his first career sack and two quarterback pressures. Dropped Matthew Stafford for an eight-yard sack early in the fourth quarter.
• Against Indianapolis (9/21), started at safety and notched five tackles to go along with a team-best two passes defensed and a quarterback pressure. Broke up a pass intended for Adonai Mitchell in the first quarter. Defended a deep pass intended for Alec Pierce in the third stanza.
• At Indianapolis (10/26), started at safety and tied for the team lead with five tackles, while tying a career-best with three passes defensed. Broke up a deep pass intended for Tyler Warren in the opening stanza. Halted a Colts' drive by defending a pass intended for Drew Ogletree on third-and-seven in the fourth quarter. Forced a Colts punt by deflecting a third-and-eight pass intended for Adonai Mitchell late in the final stanza.
• Against Houston (11/16), started at safety and collected nine tackles with a pass defensed. Ended a Texans' drive by breaking up a third-and-four pass intended to Dalton Schultz in the final stanza.
• At San Francisco (12/14), started at safety and posted seven tackles with a pass defensed. Forced the 49ers to settle for a field goal after breaking up a third-and-11 pass intended for Jauan Jennings late in the second quarter.

**2024 (14/14):** Started 14 games at safety and led the team with a career-high five interceptions while tying for the team lead with nine passes defensed. Collected 70 tackles, seven quarterback pressures, four stops for loss, two forced fumbles and a special teams stop. Was inactive for two contests and did not play in another game. Tied for the team lead in tackles once in 2024 (at CHI). Led or tied for the team lead in passes defensed five times in 2024 (at CHI, at MIA, vs. NE, at WAS, at IND).
• At Chicago (9/8), started at safety and tied for the team lead with six tackles and two passes defensed. Added a quarterback pressure and a forced fumble. Forced an Odunze fumble that was recovered by the Bears late in the second quarter.
• Against Green Bay (9/22), started at safety and notched five tackles, including a quarterback pressure and a team-high and career-best two stops for loss. Stuffed Josh Jacobs for a one-yard loss on a rush off right guard in the first quarter. Halted a Packers' drive by stonewalling Jacobs for a one-yard loss on a third-and-two rush in the third quarter.
• At Miami (9/30), started at safety and totaled five tackles with a pass defensed. Helped limit the Dolphins to 78 net passing yards. Stopped De'Von Achane for no gain on a goalline rush in the final stanza.
• Against Indianapolis (10/13), registered six tackles, including a stop for loss to go along with an interception and a quarterback pressure. Intercepted a Joe Flacco pass intended for Michael Pittman Jr. and returned it 30 yards to the Colts' 27-yard line setting up the Titans' first touchdown of the afternoon in the opening quarter.

• At Buffalo (10/20), recorded three tackles, including a stop for loss to go along with a quarterback pressure and a forced fumble. Forced a Dalton Kincaid fumble near the goalline but the ball went out of bounds late in the third quarter.
• Against New England (11/3), totaled five tackles, a career-best two interceptions, another pass defensed and a quarterback pressure. Halted a Patriots' drive by intercepting a Drake Maye pass intended for Ja'Lynn Polk on third-and-eight during the first play of the second quarter. Broke up a deep pass intended for Kendrick Bourne late in the fourth quarter. Sealed the victory by picking off a deep pass intended for Kayshon Boutte in overtime. Became the 10th player for the organization in its "Titans era" (1999 to present) to reach 10 career interceptions.
• At Washington (12/1), started at safety and recorded six tackles with an interception. Picked off a Jayden Daniels pass intended for Zach Ertz in the third quarter.
• At Indianapolis (12/22), collected five tackles and his career-best fifth interception of the season. Picked off an Anthony Richardson pass intended for Drew Ogletree in the first quarter.

**2023 (13/13):** Started 13 games at safety and ranked fourth on the team with 80 tackles. Finished second on the squad with seven passes defensed. Added an interception, two quarterback pressures and three stops for loss. Posted four tackles, a forced fumble and a fumble recovery on special teams. Rushed once for two yards on a fake punt. Placed on injured reserve on Dec. 22 and missed the final three contests. Led the team in tackles twice in 2023 (at CLE, vs. CAR). Led or tied for the the team lead in passes defensed three times in 2023 (at NO, vs. IND, at MIA). Tied for the team lead in special teams tackles twice in 2023 (vs. BAL, vs. IND).
• At New Orleans (9/10), started at safety and notched four tackles, an interception, another pass defensed and a stop for loss. Registered a special teams tackle, forced fumble and fumble recovery on coverage units. Gave the Titans ideal field position by forcing a Rashid Shaheed fumble and recovering the loose ball at the Saints' 24-yard line on the opening kickoff of the contest. Stuffed Shaheed for a one-yard loss on a short pass late in the first quarter. Intercepted a Derek Carr pass intended for Juwan Johnson on third-and-eight late in the opening stanza. Broke up a third-and-seven pass intended for Johnson in the third quarter.
• At Cleveland (9/24), started at safety and led the team with 11 tackles to go along with a quarterback pressure.
• Against Cincinnati (10/1), posted five tackles, including a stop for loss and a pass defensed. Deflected a pass intended for Tee Higgins at the goalline in the opening quarter.
• Against Atlanta (10/29), notched seven tackles and a pass defensed. Converted a first down with a two-yard rush on a fake punt on fourth-and-one in the opening stanza. Halted a Falcons drive by breaking up a pass intended for Van Jefferson on third-and-10 in the final stanza.
• Against Carolina (11/26), led the team with 10 tackles. Posted a special teams tackle on coverage units. Sealed the victory by dropping DJ Chark Jr. for no gain on a fourth-and-six pass late in the final stanza.
• Against Indianapolis (12/3), registered three tackles and a team-best two passes defensed. Posted a special teams tackle on coverage units. Broke up a pass intended for Michael Pittman Jr. in the second quarter. Defended a pass intended for Josh Downs late in the second quarter. Intercepted a two-point conversion attempt from Gardner Minshew II and raced the length of the field for two points late in the third quarter.
• At Miami (12/11), notched five tackles and a pass defensed. Helped limit the NFL's top-ranked passing offense to 208 net yards. Defended a pass intended for Durham Smythe in the third quarter.

**2022 (9/9):** Started nine games at safety and registered 46 tackles, an interception, four quarterback pressures, a stop for loss, three passes defensed, a forced fumble and a fumble recovery. Was inactive for eight games. Led or tied for the team lead in tackles twice in 2022 (vs. IND, vs. CIN). Tied for the team lead in passes defensed twice in 2022 (vs. NYG, at BUF). Tied for the team lead in quarterback pressures once in 2022 (vs. JAX).
• Against N.Y. Giants (9/11), posted four tackles and an interception. Halted a Giants' scoring drive by intercepting a Daniel Jones pass intended for Saquon Barkley in the end zone in the fourth quarter.
• Against Las Vegas (9/25), notched six tackles and a forced fumble. Forced a Josh Jacobs fumble that rolled out of bounds at the Titans' two-yard line early in the fourth quarter.
• Against Indianapolis (10/23), returned to the lineup as a starter at safety and tied for the team lead with 10 tackles, including a stop for loss and a fumble recovery. Sealed the victory by recovering a Michael Pittman fumble that was forced by Terrance Mitchell late in the fourth quarter.
• Against Cincinnati (11/27), returned to the lineup and started at safety in his 50th career regular season game. Led the team with eight tackles.
• Against Jacksonville (12/11), posted four tackles and a pass defensed. Tied for the team lead with three quarterback pressures. Broke up a pass intended for Christian Kirk late in the third quarter.

**2021 (12/12, 1/1):** Started 12 games at safety and ranked fourth on the team with a career-best 62 tackles. Posted an interception, four passes defensed, a stop for loss and a forced fumble. Placed on injured reserve on Sept. 15 and missed four games before being activated from injured reserve designated to return on Oct. 18. Was inactive for one contest. Started the postseason contest and registered seven tackles, an interception, another pass defensed and a special teams stop. Led or tied for the team lead in tackles twice in 2021 (at LAR, vs. MIA). Led or tied for the team lead in passes defensed twice in 2021 (vs. SF, vs. CIN). Tied for the team lead in special teams tackles once in 2021 (vs. CIN).
• Against Arizona (9/12), started at safety and collected six tackles before leving the game late in the second quarter with an injury. Hauled in a six-yard pass from Matthias Farley on a fake punt late in the first quarter.
• Against Buffalo (10/18), returned to the lineup as a starter at safety and registered nine tackles with a forced fumble. Forced a Zack Moss fumble that landed out of bounds in the opening quarter.
• At L.A. Rams (11/7), started at safety and led the team with a career-best 12 tackles. Stopped Darrell Henderson Jr. short of the first down with a diving tackle on a short third-and-three pass in the fourth quarter.
• Against San Francisco (12/23), started at safety and tallied six tackles with an interception while helping limit All-Pro tight end George Kittle to just two receptions for 21 yards. Set up the Titans first touchdown of the evening by intercepting a Jimmy Garoppolo pass intended for Deebo Samuel and returning it 21 yards to the San Francisco 18-yard line in the third quarter.
• Against Miami (1/2), started at safety and tied for the team lead with six tackles to go along with a pass defensed.
• Against Cincinnati (1/22), made his first career postseason start at safety and registered seven tackles, an interception, another pass defensed and a special teams stop. Halted a Bengals' drive by breaking up a third-and-five pass intended for Tee Higgins in the third quarter. Made a diving interception of a Joe Burrow tipped pass that set up the Titans' tying-touchdown late in the third quarter.

**2020 (16/3, 1/0):** Played in all 16 games with three starts at safety and tied for the team lead with four interceptions. Collected 44 tackles, a stop for loss and eight passes defensed. Ranked fourth on the team with seven special teams tackles. Played as a reserve in the postseason contest. Tied for the team lead in passes defensed twice in 2020 (at BAL, at HST). Tied for the team lead in special teams tackles once in 2020 (at HST). Collected his first career interception at Minnesota (9/27/20). Made his first career NFL start at Baltimore (11/22/20).
• Against Jacksonville (9/20), played as a reserve at safety and posted two tackles and a pass defensed. Broke up a deep pass intended for Collin Johnson in the end zone late in the second quarter.
• At Minnesota (9/27), saw action as a reserve at safety and registered a tackle and his first career interception. Sealed the victory by intercepting a deep pass intended for Adam Thielen that was originally deflected by Kevin Byard late in the fourth quarter.
• Against Pittsburgh (10/25), played as a reserve at safety and registered three tackles and two passes defensed, including an interception. Notched a special teams tackle on coverage units. Intercepted a Ben Roethlisberger pass in the end zone that was initially deflected by Jayon Brown late in the final quarter.
• Against Chicago (11/8), played as a reserve at safety and tallied a career-high seven tackles. Registered two special teams tackles on coverage units. Sealed the victory by recovering an onside kick late in the fourth quarter.
• At Baltimore (11/22), made his first career start at safety and totaled six tackles with an interception and another pass defensed. Defended a deep pass intended for Marquise Brown in the end zone in the second quarter. Intercepted Lamar Jackson's deep pass intended for Devin Duvernay late in the third quarter.
• At Jacksonville (12/13), started at safety and notched seven tackles, including a stop for loss. Rushed for a first down on a four-yard carry on a fake punt. Stuffed James Robinson for a one-yard loss on a rush up the middle early in the first quarter.
• At Houston (1/3), saw action as a reserve at safety and notched two tackles and an interception in the Titans' division-clinching victory. Collected a special teams tackle on coverage units. Intercepted a Deshaun Watson pass intended for Brandin Cooks in the first quarter.

**2019 (16/0, 3/0):** Played as a reserve safety in all 16 games as a rookie and collected 13 tackles. Ranked third on the team with eight special teams tackles. Saw action as a reserve in all three postseason contests and notched three tackles on defense and a special teams stop on coverage units. Caught one pass for 28 yards on a fake punt. Tied for the team lead in special teams tackles five times in 2019 (at JAX, vs. BUF, vs. TB, at IND, at HST). Appeared in his first career NFL contest at Cleveland (9/8/19).
• At Cleveland (9/8), made his NFL debut as a reserve at safety and on special teams. Notched a stop on special teams coverage units.

• At Jacksonville (9/19), saw action as a reserve at safety and on special teams. Tied for the team lead with a special teams stop.
• At Atlanta (9/29), played as a reserve at safety and registered four tackles.
• At Indianapolis (12/1), saw action as a reserve at safety and posted two tackles. Tied for the team lead with a special teams tackle on coverage units.
• At New England (1/4), saw action as a reserve safety in his postseason debut and posted two tackles.
• At Kansas City (1/19), saw action as a reserve at safety and on special teams. Posted a special teams tackle on coverage units and hauled in his first career reception on a fake punt. Extended the Titans' final touchdown drive with a 28-yard reception from Brett Kern on a fake punt in the fourth quarter.

## COLLEGE:

• During a three-year career at Iowa, played in 36 games with 19 starts and totaled 125 tackles, six interceptions, a sack, 3.5 tackles for loss and nine passes defensed. Declared for the NFL Draft following his junior campaign.
• As a junior (2018), named Tatum-Woodson Defensive Back of the Year in the Big Ten. Selected second team All-America by The Associated Press and USA Today and All-Big Ten by league coaches and media. Selected as Roy Carver Most Valuable Player for the Iowa defense. Started all 13 games and shared the team lead with four interceptions and seven pass break-ups, while ranking second with 65 tackles.
• As a sophomore (2017), saw action in 10 games with six starts and recorded 56 tackles, two interceptions with a touchdown return, and two passes defensed. Named to Associated Press All-Bowl team following his performance in Pinstripe Bowl win over Boston College.
• As a freshman (2016), saw action in all 13 games, primarily on special teams, recording three solo tackles and one assist.
• Majored in sports and recreation management with a minor in entrepreneurship at Iowa.

## PERSONAL:

• Attended Parker Center (Brooklyn Park, Minn.), High School where he played primarily safety and wide receiver, but also lined up at cornerback, running back, quarterback and linebacker.
• As a senior, was selected Conference MVP, named first team All-State and was a finalist for "Mr. Football."
• In his final high school campaign, the team captain set the school record for interceptions in a season (11) and helped the team post a 9-3 record, while reaching state playoffs.
• Named second team All-State as a junior and third-team All-State as a sophomore and was selected first team All-Conference for three straight seasons.
• Also played basketball.
• List of favorites: (TV show) "Naruto"; (movies) "Transformers" series; (musician) Drake; (meal) My mom's chicken and rice; (dessert) My mom's brownies or her scotcheroos; (childhood sports team) Miami Heat because of Dwyane Wade and LeBron James; and (hidden talent) Fortnite.
• Married to Stelle.
• Follow Hooker on Instagram and X at @amanihooker37.
• Born Amani Corvelle Hooker on June 14, 1998 in Minneapolis, Minn.

### REGULAR SEASON COMPARISON: DEFENSIVE - CINCINNATI BENGALS

| | | | | TACKLES | | | | | | | | | MISC | | |
|---|---|---|---|---|---|---|---|---|---|---|---|---|---|---|---|
| DATE | OPP | W/L | GP/GS | TOT | SOLO | ASST | SACK | YDS. | INT | TFL | PD | QBH | TD | FF | FR |
| 11/1/20 | TEN @ CIN | L | P | 1 | 0 | 1 | 0.0 | 0.0 | 0 | 0 | 0 | 0 | 0 | 0 | 0 |
| 11/27/22 | TEN vs. CIN | L | S | 8 | 6 | 2 | 0.0 | 0.0 | 0 | 0 | 0 | 0 | 0 | 0 | 0 |
| 10/1/23 | TEN vs. CIN | W | S | 5 | 4 | 1 | 0.0 | 0.0 | 0 | 1 | 1 | 0 | 0 | 0 | 0 |
| 12/15/24 | TEN vs. CIN | L | S | 6 | 3 | 3 | 0.0 | 0.0 | 0 | 0 | 0 | 0 | 0 | 0 | 0 |
| TOTALS | | 1/3 | 4/3 | 20 | 13 | 7 | 0.0 | 0.0 | 0 | 1 | 1 | 0 | 0 | 0 | 0 |

### POSTSEASON COMPARISON: DEFENSIVE - CINCINNATI BENGALS

| | | | | TACKLES | | | | | | | | | MISC | | |
|---|---|---|---|---|---|---|---|---|---|---|---|---|---|---|---|
| DATE | OPP | W/L | GP/GS | TOT | SOLO | ASST | SACK | YDS. | INT | TFL | PD | QBH | TD | FF | FR |
| 1/22/22 | TEN vs. CIN | L | S | 7 | 4 | 3 | 0.0 | 0.0 | 1 | 0 | 2 | 0 | 0 | 0 | 0 |
| TOTALS | | 0/1 | 1/1 | 7 | 4 | 3 | 0.0 | 0.0 | 1 | 0 | 2 | 0 | 0 | 0 | 0 |

### AMANI HOOKER'S NFL REGULAR SEASON DEFENSIVE STATISTICS

| | | | | TACKLES | | | | | | | | INTERCEPTIONS | | | | | O. FUMB | | | | ST | | | | |
|---|---|---|---|---|---|---|---|---|---|---|---|---|---|---|---|---|---|---|---|---|---|---|---|---|---|
| DATE | TEAM | GP | GS | TK | S | A | TFL | YDS | SK | YDS | QBP | NO | YDS | LG | TD | PD | FF | FR | TD | YDS | TK | S | A | FF | FR |
| 2019 | Titans | 16 | 0 | 12 | 8 | 4 | 0 | 0 | 0.0 | 0.0 | 1 | 0 | 0 | 0 | 0 | 0 | 0 | 0 | 0 | 0 | 8 | 7 | 1 | 0 | 0 |
| 2020 | Titans | 16 | 3 | 44 | 30 | 14 | 1 | 1 | 0.0 | 0.0 | 0 | 4 | 11 | 6 | 0 | 8 | 0 | 0 | 0 | 0 | 7 | 5 | 2 | 0 | 0 |
| 2021 | Titans | 12 | 12 | 62 | 38 | 24 | 1 | 2 | 0.0 | 0.0 | 0 | 1 | 21 | 21 | 0 | 4 | 1 | 0 | 0 | 0 | 0 | 0 | 0 | 0 | 0 |
| 2022 | Titans | 9 | 9 | 46 | 39 | 7 | 1 | 0 | 0.0 | 0.0 | 4 | 1 | 0 | 0 | 0 | 3 | 1 | 1 | 0 | 0 | 0 | 0 | 0 | 0 | 0 |
| 2023 | Titans | 13 | 13 | 80 | 65 | 15 | 3 | 6 | 0.0 | 0.0 | 2 | 1 | 10 | 10 | 0 | 7 | 0 | 0 | 0 | 0 | 4 | 3 | 1 | 1 | 1 |
| 2024 | Titans | 14 | 14 | 70 | 46 | 24 | 4 | 7 | 0.0 | 0.0 | 7 | 5 | 68 | 30 | 0 | 9 | 2 | 0 | 0 | 0 | 1 | 1 | 0 | 0 | 0 |
| 2025 | Titans | 16 | 16 | 81 | 58 | 23 | 3 | 11 | 1.0 | 8.0 | 5 | 0 | 0 | 0 | 0 | 8 | 0 | 0 | 0 | 0 | 0 | 0 | 0 | 0 | 0 |
| 2026 | Titans | 6 | 6 | 46 | 29 | 17 | 1 | 1 | 0.0 | 0.0 | 3 | 2 | 92 | 92 | 0 | 3 | 0 | 0 | 0 | 0 | 0 | 0 | 0 | 0 | 0 |
| NFL TOTALS | | 102 | 73 | 441 | 313 | 128 | 14 | 28 | 1.0 | 8.0 | 22 | 14 | 202 | 92 | 0 | 42 | 4 | 1 | 0 | 0 | 20 | 16 | 4 | 1 | 1 |

### AMANI HOOKER'S NFL POSTSEASON DEFENSIVE STATISTICS

| | | | | TACKLES | | | | | | | | INTERCEPTIONS | | | | | O. FUMB | | | | ST | | | | |
|---|---|---|---|---|---|---|---|---|---|---|---|---|---|---|---|---|---|---|---|---|---|---|---|---|---|
| DATE | TEAM | GP | GS | TK | S | A | TFL | YDS | SK | YDS | QBP | NO | YDS | LG | TD | PD | FF | FR | TD | YDS | TK | S | A | FF | FR |
| 2019 | Titans | 3 | 0 | 3 | 2 | 1 | 0 | 0 | 0.0 | 0.0 | 0 | 0 | 0 | 0 | 0 | 0 | 0 | 0 | 0 | 0 | 0 | 0 | 0 | 0 | 0 |
| 2020 | Titans | 1 | 0 | 0 | 0 | 0 | 0 | 0 | 0.0 | 0.0 | 0 | 0 | 0 | 0 | 0 | 0 | 0 | 0 | 0 | 0 | 0 | 0 | 0 | 0 | 0 |
| 2021 | Titans | 1 | 1 | 7 | 4 | 3 | 0 | 0 | 0.0 | 0.0 | 0 | 1 | 15 | 15 | 0 | 2 | 0 | 0 | 0 | 0 | 1 | 1 | 0 | 0 | 0 |
| NFL TOTALS | | 5 | 1 | 10 | 6 | 4 | 0 | 0 | 0.0 | 0.0 | 0 | 1 | 15 | 15 | 0 | 2 | 0 | 0 | 0 | 0 | 1 | 1 | 0 | 0 | 0 |

## SINGLE-GAME HIGHS: DEFENSIVE

| | |
|---|---|
| **Total Tackles** | 13 (at Indianapolis Colts, Oct 18, 2026) |
| **Solo Tackles** | 9 (2 times, last at Cleveland Browns, Sep 24, 2023) |
| **Sacks** | 1.0 (vs. Los Angeles Rams, Sep 14, 2025) |
| **Passes Defensed** | 3 (2 times, last at Indianapolis Colts, Oct 26, 2025) |
| **Forced Fumbles** | 1 (4 times, last at Buffalo Bills, Oct 20, 2024) |
| **Fumble Recoveries** | 1 (vs. Indianapolis Colts, Oct 23, 2022) |
| **Tackles For Loss** | 2 (vs. Green Bay Packers, Sep 22, 2024) |
| **Interceptions** | 2 (vs. New England Patriots, Nov 03, 2024) |
| **Interception Return Yards** | 92 (vs. Philadelphia Eagles, Sep 20, 2026) |
| **Special Teams Tackles** | 2 (2 times, last vs. Chicago Bears, Nov 08, 2020) |
| **Special Teams Forced Fumbles** | 1 (at New Orleans Saints, Sep 10, 2023) |
| **Special Teams Fumble Recoveries** | 1 (at New Orleans Saints, Sep 10, 2023) |

## SINGLE-GAME HIGHS - POSTSEASON: DEFENSIVE

| | |
|---|---|
| **Total Tackles** | 7 (vs. Cincinnati Bengals, Jan 22, 2022) |
| **Solo Tackles** | 4 (vs. Cincinnati Bengals, Jan 22, 2022) |
| **Passes Defensed** | 2 (vs. Cincinnati Bengals, Jan 22, 2022) |
| **Interceptions** | 1 (vs. Cincinnati Bengals, Jan 22, 2022) |
| **Interception Return Yards** | 15 (vs. Cincinnati Bengals, Jan 22, 2022) |
| **Special Teams Tackles** | 1 (vs. Cincinnati Bengals, Jan 22, 2022) |

## 2019 GAME-BY-GAME REGULAR-SEASON STATISTICS (TITANS)

| | | | TACKLES | | | | | | | | INTERCEPTIONS | | | | | O. FUMB | | | | ST | | | | | | |
|---|---|---|---|---|---|---|---|---|---|---|---|---|---|---|---|---|---|---|---|---|---|---|---|---|---|---|
| DATE | OPPONENT | P/S | TK | S | A | SK | YDS | TFL | YDS | QBP | NO | YDS | LG | TD | PD | FF | FR | TD | YDS | TK | S | A | FF | FR | W/L | SCORE |
| 09/08 | at Browns | P | 0 | 0 | 0 | 0.0 | 0.0 | 0 | 0 | 0 | 0 | 0 | 0 | 0 | 0 | 0 | 0 | 0 | 0 | 0 | 0 | 0 | 0 | 0 | W | 43-13 |
| 09/15 | Colts | P | 0 | 0 | 0 | 0.0 | 0.0 | 0 | 0 | 0 | 0 | 0 | 0 | 0 | 0 | 0 | 0 | 0 | 0 | 0 | 0 | 0 | 0 | 0 | L | 17-19 |
| 09/19 | at Jaguars | P | 0 | 0 | 0 | 0.0 | 0.0 | 0 | 0 | 0 | 0 | 0 | 0 | 0 | 0 | 0 | 0 | 0 | 0 | 1 | 1 | 0 | 0 | 0 | L | 7-20 |
| 09/29 | at Falcons | P | 4 | 3 | 1 | 0.0 | 0.0 | 0 | 0 | 0 | 0 | 0 | 0 | 0 | 0 | 0 | 0 | 0 | 0 | 0 | 0 | 0 | 0 | 0 | W | 24-10 |
| 10/06 | Bills | P | 0 | 0 | 0 | 0.0 | 0.0 | 0 | 0 | 0 | 0 | 0 | 0 | 0 | 0 | 0 | 0 | 0 | 0 | 0 | 0 | 0 | 0 | 0 | L | 7-14 |
| 10/13 | at Broncos | P | 0 | 0 | 0 | 0.0 | 0.0 | 0 | 0 | 0 | 0 | 0 | 0 | 0 | 0 | 0 | 0 | 0 | 0 | 0 | 0 | 0 | 0 | 0 | L | 0-16 |
| 10/20 | Chargers | P | 1 | 1 | 0 | 0.0 | 0.0 | 0 | 0 | 0 | 0 | 0 | 0 | 0 | 0 | 0 | 0 | 0 | 0 | 0 | 0 | 0 | 0 | 0 | W | 23-20 |
| 10/27 | Buccaneers | P | 2 | 1 | 1 | 0.0 | 0.0 | 0 | 0 | 0 | 0 | 0 | 0 | 0 | 0 | 0 | 0 | 0 | 0 | 1 | 1 | 0 | 0 | 0 | W | 27-23 |
| 11/03 | at Panthers | P | 0 | 0 | 0 | 0.0 | 0.0 | 0 | 0 | 0 | 0 | 0 | 0 | 0 | 0 | 0 | 0 | 0 | 0 | 0 | 0 | 0 | 0 | 0 | L | 20-30 |
| 11/10 | Chiefs | P | 2 | 1 | 1 | 0.0 | 0.0 | 0 | 0 | 1 | 0 | 0 | 0 | 0 | 0 | 0 | 0 | 0 | 0 | 1 | 1 | 0 | 0 | 0 | W | 35-32 |
| 11/24 | Jaguars | P | 0 | 0 | 0 | 0.0 | 0.0 | 0 | 0 | 0 | 0 | 0 | 0 | 0 | 0 | 0 | 0 | 0 | 0 | 2 | 2 | 0 | 0 | 0 | W | 42-20 |
| 12/01 | at Colts | P | 1 | 1 | 0 | 0.0 | 0.0 | 0 | 0 | 0 | 0 | 0 | 0 | 0 | 0 | 0 | 0 | 0 | 0 | 1 | 0 | 1 | 0 | 0 | W | 31-17 |
| 12/08 | at Raiders | P | 2 | 1 | 1 | 0.0 | 0.0 | 0 | 0 | 0 | 0 | 0 | 0 | 0 | 0 | 0 | 0 | 0 | 0 | 0 | 0 | 0 | 0 | 0 | W | 42-21 |
| 12/15 | Texans | P | 0 | 0 | 0 | 0.0 | 0.0 | 0 | 0 | 0 | 0 | 0 | 0 | 0 | 0 | 0 | 0 | 0 | 0 | 1 | 1 | 0 | 0 | 0 | L | 21-24 |
| 12/22 | Saints | P | 0 | 0 | 0 | 0.0 | 0.0 | 0 | 0 | 0 | 0 | 0 | 0 | 0 | 0 | 0 | 0 | 0 | 0 | 0 | 0 | 0 | 0 | 0 | L | 28-38 |
| 12/29 | at Texans | P | 0 | 0 | 0 | 0.0 | 0.0 | 0 | 0 | 0 | 0 | 0 | 0 | 0 | 0 | 0 | 0 | 0 | 0 | 1 | 1 | 0 | 0 | 0 | W | 35-14 |
| **2019 TOTALS** | | **16-0** | **12** | **8** | **4** | **0.0** | **0.0** | **0** | **0** | **1** | **0** | **0** | **0** | **0** | **0** | **0** | **0** | **0** | **0** | **8** | **7** | **1** | **0** | **0** | **9-7** | |

## 2020 GAME-BY-GAME REGULAR-SEASON STATISTICS (TITANS)

| | | | TACKLES | | | | | | | | INTERCEPTIONS | | | | | O. FUMB | | | | ST | | | | | | |
|---|---|---|---|---|---|---|---|---|---|---|---|---|---|---|---|---|---|---|---|---|---|---|---|---|---|---|
| DATE | OPPONENT | P/S | TK | S | A | SK | YDS | TFL | YDS | QBP | NO | YDS | LG | TD | PD | FF | FR | TD | YDS | TK | S | A | FF | FR | W/L | SCORE |
| 09/14 | at Broncos | P | 0 | 0 | 0 | 0.0 | 0.0 | 0 | 0 | 0 | 0 | 0 | 0 | 0 | 0 | 0 | 0 | 0 | 0 | 1 | 1 | 0 | 0 | 0 | W | 16-14 |
| 09/20 | Jaguars | P | 2 | 2 | 0 | 0.0 | 0.0 | 0 | 0 | 0 | 0 | 0 | 0 | 0 | 1 | 0 | 0 | 0 | 0 | 0 | 0 | 0 | 0 | 0 | W | 33-30 |
| 09/27 | at Vikings | P | 1 | 1 | 0 | 0.0 | 0.0 | 0 | 0 | 0 | 1 | 3 | 3 | 0 | 1 | 0 | 0 | 0 | 0 | 0 | 0 | 0 | 0 | 0 | W | 31-30 |
| 10/13 | Bills | P | 2 | 2 | 0 | 0.0 | 0.0 | 0 | 0 | 0 | 0 | 0 | 0 | 0 | 0 | 0 | 0 | 0 | 0 | 1 | 1 | 0 | 0 | 0 | W | 42-16 |
| 10/18 | Texans | P | 1 | 1 | 0 | 0.0 | 0.0 | 0 | 0 | 0 | 0 | 0 | 0 | 0 | 0 | 0 | 0 | 0 | 0 | 0 | 0 | 0 | 0 | 0 | W | 42-36+ |
| 10/25 | Steelers | P | 3 | 2 | 1 | 0.0 | 0.0 | 0 | 0 | 0 | 1 | 0 | 0 | 0 | 2 | 0 | 0 | 0 | 0 | 1 | 1 | 0 | 0 | 0 | L | 24-27 |
| 11/01 | at Bengals | P | 1 | 0 | 1 | 0.0 | 0.0 | 0 | 0 | 0 | 0 | 0 | 0 | 0 | 0 | 0 | 0 | 0 | 0 | 1 | 0 | 1 | 0 | 0 | L | 20-31 |
| 11/08 | Bears | P | 7 | 5 | 2 | 0.0 | 0.0 | 0 | 0 | 0 | 0 | 0 | 0 | 0 | 0 | 0 | 0 | 0 | 0 | 2 | 1 | 1 | 0 | 0 | W | 24-17 |
| 11/12 | Colts | P | 1 | 1 | 0 | 0.0 | 0.0 | 0 | 0 | 0 | 0 | 0 | 0 | 0 | 0 | 0 | 0 | 0 | 0 | 0 | 0 | 0 | 0 | 0 | L | 17-34 |
| 11/22 | at Ravens | S | 6 | 3 | 3 | 0.0 | 0.0 | 0 | 0 | 0 | 1 | 6 | 6 | 0 | 2 | 0 | 0 | 0 | 0 | 0 | 0 | 0 | 0 | 0 | W | 30-24+ |
| 11/29 | at Colts | P | 0 | 0 | 0 | 0.0 | 0.0 | 0 | 0 | 0 | 0 | 0 | 0 | 0 | 1 | 0 | 0 | 0 | 0 | 0 | 0 | 0 | 0 | 0 | W | 45-26 |
| 12/06 | Browns | P | 2 | 1 | 1 | 0.0 | 0.0 | 0 | 0 | 0 | 0 | 0 | 0 | 0 | 0 | 0 | 0 | 0 | 0 | 0 | 0 | 0 | 0 | 0 | L | 35-41 |
| 12/13 | at Jaguars | S | 7 | 5 | 2 | 0.0 | 0.0 | 1 | 1 | 0 | 0 | 0 | 0 | 0 | 0 | 0 | 0 | 0 | 0 | 0 | 0 | 0 | 0 | 0 | W | 31-10 |
| 12/20 | Lions | S | 7 | 5 | 2 | 0.0 | 0.0 | 0 | 0 | 0 | 0 | 0 | 0 | 0 | 0 | 0 | 0 | 0 | 0 | 0 | 0 | 0 | 0 | 0 | W | 46-25 |
| 12/27 | at Packers | P | 2 | 1 | 1 | 0.0 | 0.0 | 0 | 0 | 0 | 0 | 0 | 0 | 0 | 0 | 0 | 0 | 0 | 0 | 0 | 0 | 0 | 0 | 0 | L | 14-40 |
| 01/03 | at Texans | P | 2 | 1 | 1 | 0.0 | 0.0 | 0 | 0 | 0 | 1 | 2 | 2 | 0 | 1 | 0 | 0 | 0 | 0 | 1 | 1 | 0 | 0 | 0 | W | 41-38 |
| **2020 TOTALS** | | **16-3** | **44** | **30** | **14** | **0.0** | **0.0** | **1** | **1** | **0** | **4** | **11** | **6** | **0** | **8** | **0** | **0** | **0** | **0** | **7** | **5** | **2** | **0** | **0** | **11-5** | |

+ - Overtime

## 2021 GAME-BY-GAME REGULAR-SEASON STATISTICS (TITANS)

| | | | TACKLES | | | | | | | | INTERCEPTIONS | | | | | O. FUMB | | | | ST | | | | | | |
|---|---|---|---|---|---|---|---|---|---|---|---|---|---|---|---|---|---|---|---|---|---|---|---|---|---|---|
| DATE | OPPONENT | P/S | TK | S | A | SK | YDS | TFL | YDS | QBP | NO | YDS | LG | TD | PD | FF | FR | TD | YDS | TK | S | A | FF | FR | W/L | SCORE |
| 09/12 | Cardinals | S | 6 | 6 | 0 | 0.0 | 0.0 | 0 | 0 | 0 | 0 | 0 | 0 | 0 | 0 | 0 | 0 | 0 | 0 | 0 | 0 | 0 | 0 | 0 | L | 13-38 |
| 09/19 | at Seahawks | | | | | | | | | | INJURED RESERVE | | | | | | | | | | | | | | W | 33-30+ |
| 09/26 | Colts | | | | | | | | | | INJURED RESERVE | | | | | | | | | | | | | | W | 25-16 |
| 10/03 | at Jets | | | | | | | | | | INJURED RESERVE | | | | | | | | | | | | | | L | 24-27+ |
| 10/10 | at Jaguars | | | | | | | | | | INJURED RESERVE | | | | | | | | | | | | | | W | 37-19 |
| 10/18 | Bills | S | 9 | 6 | 3 | 0.0 | 0.0 | 0 | 0 | 0 | 0 | 0 | 0 | 0 | 0 | 1 | 0 | 0 | 0 | 0 | 0 | 0 | 0 | 0 | W | 34-31 |
| 10/24 | Chiefs | | | | | | | | | | INACTIVE | | | | | | | | | | | | | | W | 27-3 |
| 10/31 | at Colts | S | 4 | 2 | 2 | 0.0 | 0.0 | 0 | 0 | 0 | 0 | 0 | 0 | 0 | 1 | 0 | 0 | 0 | 0 | 0 | 0 | 0 | 0 | 0 | W | 34-31+ |
| 11/07 | at Rams | S | 12 | 8 | 4 | 0.0 | 0.0 | 0 | 0 | 0 | 0 | 0 | 0 | 0 | 0 | 0 | 0 | 0 | 0 | 0 | 0 | 0 | 0 | 0 | W | 28-16 |
| 11/14 | Saints | S | 4 | 2 | 2 | 0.0 | 0.0 | 0 | 0 | 0 | 0 | 0 | 0 | 0 | 0 | 0 | 0 | 0 | 0 | 0 | 0 | 0 | 0 | 0 | W | 23-21 |
| 11/21 | Texans | S | 4 | 1 | 3 | 0.0 | 0.0 | 0 | 0 | 0 | 0 | 0 | 0 | 0 | 0 | 0 | 0 | 0 | 0 | 0 | 0 | 0 | 0 | 0 | L | 13-22 |
| 11/28 | at Patriots | S | 5 | 3 | 2 | 0.0 | 0.0 | 0 | 0 | 0 | 0 | 0 | 0 | 0 | 0 | 0 | 0 | 0 | 0 | 0 | 0 | 0 | 0 | 0 | L | 13-36 |
| 12/12 | Jaguars | S | 2 | 2 | 0 | 0.0 | 0.0 | 0 | 0 | 0 | 0 | 0 | 0 | 0 | 1 | 0 | 0 | 0 | 0 | 0 | 0 | 0 | 0 | 0 | W | 20-0 |
| 12/19 | at Steelers | S | 2 | 1 | 1 | 0.0 | 0.0 | 0 | 0 | 0 | 0 | 0 | 0 | 0 | 0 | 0 | 0 | 0 | 0 | 0 | 0 | 0 | 0 | 0 | L | 13-19 |
| 12/23 | 49ers | S | 6 | 2 | 4 | 0.0 | 0.0 | 0 | 0 | 0 | 1 | 21 | 21 | 0 | 1 | 0 | 0 | 0 | 0 | 0 | 0 | 0 | 0 | 0 | W | 20-17 |
| 01/02 | Dolphins | S | 6 | 3 | 3 | 0.0 | 0.0 | 0 | 0 | 0 | 0 | 0 | 0 | 0 | 1 | 0 | 0 | 0 | 0 | 0 | 0 | 0 | 0 | 0 | W | 34-3 |
| 01/09 | at Texans | S | 2 | 2 | 0 | 0.0 | 0.0 | 1 | 2 | 0 | 0 | 0 | 0 | 0 | 0 | 0 | 0 | 0 | 0 | 0 | 0 | 0 | 0 | 0 | W | 28-25 |
| **2021 TOTALS** | | **12-12** | **62** | **38** | **24** | **0.0** | **0.0** | **1** | **2** | **0** | **1** | **21** | **21** | **0** | **4** | **1** | **0** | **0** | **0** | **0** | **0** | **0** | **0** | **0** | **12-5** | |

+ - Overtime

## 2022 GAME-BY-GAME REGULAR-SEASON STATISTICS (TITANS)

| | | | TACKLES | | | | | | | | INTERCEPTIONS | | | | | O. FUMB | | | | ST | | | | | | |
|---|---|---|---|---|---|---|---|---|---|---|---|---|---|---|---|---|---|---|---|---|---|---|---|---|---|---|
| DATE | OPPONENT | P/S | TK | S | A | SK | YDS | TFL | YDS | QBP | NO | YDS | LG | TD | PD | FF | FR | TD | YDS | TK | S | A | FF | FR | W/L | SCORE |
| 09/11 | Giants | S | 4 | 3 | 1 | 0.0 | 0.0 | 0 | 0 | 0 | 1 | 0 | 0 | 0 | 1 | 0 | 0 | 0 | 0 | 0 | 0 | 0 | 0 | 0 | L | 20-21 |
| 09/19 | at Bills | S | 2 | 2 | 0 | 0.0 | 0.0 | 0 | 0 | 0 | 0 | 0 | 0 | 0 | 1 | 0 | 0 | 0 | 0 | 0 | 0 | 0 | 0 | 0 | L | 7-41 |
| 09/25 | Raiders | S | 6 | 5 | 1 | 0.0 | 0.0 | 0 | 0 | 0 | 0 | 0 | 0 | 0 | 0 | 1 | 0 | 0 | 0 | 0 | 0 | 0 | 0 | 0 | W | 24-22 |
| 10/02 | at Colts | | | | | | | | | | INACTIVE | | | | | | | | | | | | | | W | 24-17 |
| 10/09 | at Commanders | | | | | | | | | | INACTIVE | | | | | | | | | | | | | | W | 21-17 |
| 10/23 | Colts | S | 10 | 9 | 1 | 0.0 | 0.0 | 1 | 0 | 0 | 0 | 0 | 0 | 0 | 0 | 0 | 1 | 0 | 0 | 0 | 0 | 0 | 0 | 0 | W | 19-10 |
| 10/30 | at Texans | S | 1 | 1 | 0 | 0.0 | 0.0 | 0 | 0 | 0 | 0 | 0 | 0 | 0 | 0 | 0 | 0 | 0 | 0 | 0 | 0 | 0 | 0 | 0 | W | 17-10 |
| 11/06 | at Chiefs | | | | | | | | | | INACTIVE | | | | | | | | | | | | | | L | 17-20+ |
| 11/13 | Broncos | | | | | | | | | | INACTIVE | | | | | | | | | | | | | | W | 17-10 |
| 11/17 | at Packers | | | | | | | | | | INACTIVE | | | | | | | | | | | | | | W | 27-17 |
| 11/27 | Bengals | S | 8 | 6 | 2 | 0.0 | 0.0 | 0 | 0 | 0 | 0 | 0 | 0 | 0 | 0 | 0 | 0 | 0 | 0 | 0 | 0 | 0 | 0 | 0 | L | 16-20 |
| 12/04 | at Eagles | S | 6 | 4 | 2 | 0.0 | 0.0 | 0 | 0 | 1 | 0 | 0 | 0 | 0 | 0 | 0 | 0 | 0 | 0 | 0 | 0 | 0 | 0 | 0 | L | 10-35 |
| 12/11 | Jaguars | S | 4 | 4 | 0 | 0.0 | 0.0 | 0 | 0 | 3 | 0 | 0 | 0 | 0 | 1 | 0 | 0 | 0 | 0 | 0 | 0 | 0 | 0 | 0 | L | 22-36 |
| 12/18 | at Chargers | | | | | | | | | | INACTIVE | | | | | | | | | | | | | | L | 14-17 |
| 12/24 | Texans | | | | | | | | | | INACTIVE | | | | | | | | | | | | | | L | 14-19 |
| 12/29 | Cowboys | | | | | | | | | | INACTIVE | | | | | | | | | | | | | | L | 13-27 |
| 01/07 | at Jaguars | S | 5 | 5 | 0 | 0.0 | 0.0 | 0 | 0 | 0 | 0 | 0 | 0 | 0 | 0 | 0 | 0 | 0 | 0 | 0 | 0 | 0 | 0 | 0 | L | 16-20 |
| **2022 TOTALS** | | **9-9** | **46** | **39** | **7** | **0.0** | **0.0** | **1** | **0** | **4** | **1** | **0** | **0** | **0** | **3** | **1** | **1** | **0** | **0** | **0** | **0** | **0** | **0** | **0** | **7-10** | |

+ - Overtime

## 2023 GAME-BY-GAME REGULAR-SEASON STATISTICS (TITANS)

| | | | TACKLES | | | | | | | | INTERCEPTIONS | | | | | O. FUMB | | | | ST | | | | | | |
|---|---|---|---|---|---|---|---|---|---|---|---|---|---|---|---|---|---|---|---|---|---|---|---|---|---|---|
| DATE | OPPONENT | P/S | TK | S | A | SK | YDS | TFL | YDS | QBP | NO | YDS | LG | TD | PD | FF | FR | TD | YDS | TK | S | A | FF | FR | W/L/T | SCORE |
| 09/10 | at Saints | S | 4 | 2 | 2 | 0.0 | 0.0 | 1 | 1 | 0 | 1 | 10 | 10 | 0 | 2 | 0 | 0 | 0 | 0 | 1 | 1 | 0 | 1 | 1 | L | 15-16 |
| 09/17 | Chargers | | | | | | | | | | INACTIVE | | | | | | | | | | | | | | W | 27-24+ |
| 09/24 | at Browns | S | 11 | 9 | 2 | 0.0 | 0.0 | 0 | 0 | 1 | 0 | 0 | 0 | 0 | 0 | 0 | 0 | 0 | 0 | 0 | 0 | 0 | 0 | 0 | L | 3-27 |
| 10/01 | Bengals | S | 5 | 4 | 1 | 0.0 | 0.0 | 1 | 2 | 0 | 0 | 0 | 0 | 0 | 1 | 0 | 0 | 0 | 0 | 0 | 0 | 0 | 0 | 0 | W | 27-3 |
| 10/08 | at Colts | S | 4 | 2 | 2 | 0.0 | 0.0 | 0 | 0 | 0 | 0 | 0 | 0 | 0 | 0 | 0 | 0 | 0 | 0 | 0 | 0 | 0 | 0 | 0 | L | 16-23 |
| 10/15 | Ravens | S | 7 | 6 | 1 | 0.0 | 0.0 | 1 | 3 | 0 | 0 | 0 | 0 | 0 | 0 | 0 | 0 | 0 | 0 | 1 | 1 | 0 | 0 | 0 | L | 16-24 |
| 10/29 | Falcons | S | 7 | 7 | 0 | 0.0 | 0.0 | 0 | 0 | 0 | 0 | 0 | 0 | 0 | 1 | 0 | 0 | 0 | 0 | 0 | 0 | 0 | 0 | 0 | W | 28-23 |
| 11/02 | at Steelers | S | 7 | 6 | 1 | 0.0 | 0.0 | 0 | 0 | 0 | 0 | 0 | 0 | 0 | 0 | 0 | 0 | 0 | 0 | 0 | 0 | 0 | 0 | 0 | L | 16-20 |
| 11/12 | at Buccaneers | S | 5 | 4 | 1 | 0.0 | 0.0 | 0 | 0 | 1 | 0 | 0 | 0 | 0 | 0 | 0 | 0 | 0 | 0 | 0 | 0 | 0 | 0 | 0 | L | 6-20 |
| 11/19 | at Jaguars | S | 4 | 3 | 1 | 0.0 | 0.0 | 0 | 0 | 0 | 0 | 0 | 0 | 0 | 0 | 0 | 0 | 0 | 0 | 0 | 0 | 0 | 0 | 0 | L | 14-34 |
| 11/26 | Panthers | S | 10 | 8 | 2 | 0.0 | 0.0 | 0 | 0 | 0 | 0 | 0 | 0 | 0 | 0 | 0 | 0 | 0 | 0 | 1 | 0 | 1 | 0 | 0 | W | 17-10 |
| 12/03 | Colts | S | 3 | 2 | 1 | 0.0 | 0.0 | 0 | 0 | 0 | 0 | 0 | 0 | 0 | 2 | 0 | 0 | 0 | 0 | 1 | 1 | 0 | 0 | 0 | L | 28-31+ |
| 12/11 | at Dolphins | S | 5 | 4 | 1 | 0.0 | 0.0 | 0 | 0 | 0 | 0 | 0 | 0 | 0 | 1 | 0 | 0 | 0 | 0 | 0 | 0 | 0 | 0 | 0 | W | 28-27 |
| 12/17 | Texans | S | 8 | 8 | 0 | 0.0 | 0.0 | 0 | 0 | 0 | 0 | 0 | 0 | 0 | 0 | 0 | 0 | 0 | 0 | 0 | 0 | 0 | 0 | 0 | L | 16-19+ |
| 12/24 | Seahawks | | | | | | | | | | INJURED RESERVE | | | | | | | | | | | | | | L | 17-20 |
| 12/31 | at Texans | | | | | | | | | | INJURED RESERVE | | | | | | | | | | | | | | L | 3-26 |
| 01/07 | Jaguars | | | | | | | | | | INJURED RESERVE | | | | | | | | | | | | | | W | 28-20 |
| **2023 TOTALS** | | **13-13** | **80** | **65** | **15** | **0.0** | **0.0** | **3** | **6** | **2** | **1** | **10** | **10** | **0** | **7** | **0** | **0** | **0** | **0** | **4** | **3** | **1** | **1** | **1** | **6-11** | |

+ - Overtime

## 2024 GAME-BY-GAME REGULAR-SEASON STATISTICS (TITANS)

| | | | TACKLES | | | | | | | | INTERCEPTIONS | | | | | O. FUMB | | | | ST | | | | | | |
|---|---|---|---|---|---|---|---|---|---|---|---|---|---|---|---|---|---|---|---|---|---|---|---|---|---|---|
| DATE | OPPONENT | P/S | TK | S | A | SK | YDS | TFL | YDS | QBP | NO | YDS | LG | TD | PD | FF | FR | TD | YDS | TK | S | A | FF | FR | W/L | SCORE |
| 09/08 | at Bears | S | 6 | 5 | 1 | 0.0 | 0.0 | 0 | 0 | 1 | 0 | 0 | 0 | 0 | 2 | 1 | 0 | 0 | 0 | 0 | 0 | 0 | 0 | 0 | L | 17-24 |
| 09/15 | Jets | S | 3 | 3 | 0 | 0.0 | 0.0 | 0 | 0 | 1 | 0 | 0 | 0 | 0 | 0 | 0 | 0 | 0 | 0 | 0 | 0 | 0 | 0 | 0 | L | 17-24 |
| 09/22 | Packers | S | 5 | 3 | 2 | 0.0 | 0.0 | 2 | 2 | 1 | 0 | 0 | 0 | 0 | 0 | 0 | 0 | 0 | 0 | 0 | 0 | 0 | 0 | 0 | L | 14-30 |
| 09/30 | at Dolphins | S | 5 | 3 | 2 | 0.0 | 0.0 | 0 | 0 | 0 | 0 | 0 | 0 | 0 | 1 | 0 | 0 | 0 | 0 | 0 | 0 | 0 | 0 | 0 | W | 31-12 |
| 10/13 | Colts | S | 6 | 4 | 2 | 0.0 | 0.0 | 1 | 4 | 1 | 1 | 30 | 30 | 0 | 1 | 0 | 0 | 0 | 0 | 0 | 0 | 0 | 0 | 0 | L | 17-20 |
| 10/20 | at Bills | S | 3 | 2 | 1 | 0.0 | 0.0 | 1 | 1 | 1 | 0 | 0 | 0 | 0 | 0 | 1 | 0 | 0 | 0 | 0 | 0 | 0 | 0 | 0 | L | 10-34 |
| 10/27 | at Lions | S | 6 | 4 | 2 | 0.0 | 0.0 | 0 | 0 | 0 | 0 | 0 | 0 | 0 | 0 | 0 | 0 | 0 | 0 | 1 | 1 | 0 | 0 | 0 | L | 14-52 |
| 11/03 | Patriots | S | 5 | 2 | 3 | 0.0 | 0.0 | 0 | 0 | 1 | 2 | 19 | 17 | 0 | 3 | 0 | 0 | 0 | 0 | 0 | 0 | 0 | 0 | 0 | W | 20-17+ |
| 11/10 | at Chargers | S | 4 | 3 | 1 | 0.0 | 0.0 | 0 | 0 | 0 | 0 | 0 | 0 | 0 | 0 | 0 | 0 | 0 | 0 | 0 | 0 | 0 | 0 | 0 | L | 17-27 |
| 11/17 | Vikings | S | 4 | 2 | 2 | 0.0 | 0.0 | 0 | 0 | 0 | 0 | 0 | 0 | 0 | 0 | 0 | 0 | 0 | 0 | 0 | 0 | 0 | 0 | 0 | L | 13-23 |
| 11/24 | at Texans | | | | | | | | | | DID NOT PLAY | | | | | | | | | | | | | | W | 32-27 |
| 12/01 | at Commanders | S | 6 | 4 | 2 | 0.0 | 0.0 | 0 | 0 | 0 | 1 | 0 | 0 | 0 | 1 | 0 | 0 | 0 | 0 | 0 | 0 | 0 | 0 | 0 | L | 19-42 |
| 12/08 | Jaguars | S | 6 | 4 | 2 | 0.0 | 0.0 | 0 | 0 | 1 | 0 | 0 | 0 | 0 | 0 | 0 | 0 | 0 | 0 | 0 | 0 | 0 | 0 | 0 | L | 6-10 |
| 12/15 | Bengals | S | 6 | 3 | 3 | 0.0 | 0.0 | 0 | 0 | 0 | 0 | 0 | 0 | 0 | 0 | 0 | 0 | 0 | 0 | 0 | 0 | 0 | 0 | 0 | L | 27-37 |
| 12/22 | at Colts | S | 5 | 4 | 1 | 0.0 | 0.0 | 0 | 0 | 0 | 1 | 19 | 19 | 0 | 1 | 0 | 0 | 0 | 0 | 0 | 0 | 0 | 0 | 0 | L | 30-38 |
| 12/29 | at Jaguars | | | | | | | | | | INACTIVE | | | | | | | | | | | | | | L | 13-20 |
| 01/05 | Texans | | | | | | | | | | INACTIVE | | | | | | | | | | | | | | L | 14-23 |
| **2024 TOTALS** | | **14-14** | **70** | **46** | **24** | **0.0** | **0.0** | **4** | **7** | **7** | **5** | **68** | **30** | **0** | **9** | **2** | **0** | **0** | **0** | **1** | **1** | **0** | **0** | **0** | **3-14** | |

+ - Overtime

## 2025 GAME-BY-GAME REGULAR-SEASON STATISTICS (TITANS)

| | | | TACKLES | | | | | | | | INTERCEPTIONS | | | | | O. FUMB | | | | ST | | | | | | |
|---|---|---|---|---|---|---|---|---|---|---|---|---|---|---|---|---|---|---|---|---|---|---|---|---|---|---|
| DATE | OPPONENT | P/S | TK | S | A | SK | YDS | TFL | YDS | QBP | NO | YDS | LG | TD | PD | FF | FR | TD | YDS | TK | S | A | FF | FR | W/L | SCORE |
| 09/07 | at Broncos | S | 5 | 3 | 2 | 0.0 | 0.0 | 0 | 0 | 0 | 0 | 0 | 0 | 0 | 1 | 0 | 0 | 0 | 0 | 0 | 0 | 0 | 0 | 0 | L | 12-20 |
| 09/14 | Rams | S | 8 | 5 | 3 | 1.0 | 8.0 | 1 | 8 | 2 | 0 | 0 | 0 | 0 | 0 | 0 | 0 | 0 | 0 | 0 | 0 | 0 | 0 | 0 | L | 19-33 |
| 09/21 | Colts | S | 5 | 5 | 0 | 0.0 | 0.0 | 0 | 0 | 2 | 0 | 0 | 0 | 0 | 2 | 0 | 0 | 0 | 0 | 0 | 0 | 0 | 0 | 0 | L | 20-41 |
| 09/28 | at Texans | S | 5 | 3 | 2 | 0.0 | 0.0 | 0 | 0 | 0 | 0 | 0 | 0 | 0 | 0 | 0 | 0 | 0 | 0 | 0 | 0 | 0 | 0 | 0 | L | 0-26 |
| 10/05 | at Cardinals | S | 4 | 3 | 1 | 0.0 | 0.0 | 0 | 0 | 0 | 0 | 0 | 0 | 0 | 0 | 0 | 0 | 0 | 0 | 0 | 0 | 0 | 0 | 0 | W | 22-21 |
| 10/12 | at Raiders | S | 3 | 3 | 0 | 0.0 | 0.0 | 1 | 2 | 0 | 0 | 0 | 0 | 0 | 0 | 0 | 0 | 0 | 0 | 0 | 0 | 0 | 0 | 0 | L | 10-20 |
| 10/19 | Patriots | S | 6 | 3 | 3 | 0.0 | 0.0 | 0 | 0 | 0 | 0 | 0 | 0 | 0 | 0 | 0 | 0 | 0 | 0 | 0 | 0 | 0 | 0 | 0 | L | 13-31 |
| 10/26 | at Colts | S | 5 | 4 | 1 | 0.0 | 0.0 | 0 | 0 | 0 | 0 | 0 | 0 | 0 | 3 | 0 | 0 | 0 | 0 | 0 | 0 | 0 | 0 | 0 | L | 14-38 |
| 11/02 | Chargers | S | 7 | 6 | 1 | 0.0 | 0.0 | 0 | 0 | 0 | 0 | 0 | 0 | 0 | 0 | 0 | 0 | 0 | 0 | 0 | 0 | 0 | 0 | 0 | L | 20-27 |
| 11/16 | Texans | S | 9 | 8 | 1 | 0.0 | 0.0 | 0 | 0 | 0 | 0 | 0 | 0 | 0 | 1 | 0 | 0 | 0 | 0 | 0 | 0 | 0 | 0 | 0 | L | 13-16 |
| 11/23 | Seahawks | S | 2 | 2 | 0 | 0.0 | 0.0 | 0 | 0 | 0 | 0 | 0 | 0 | 0 | 0 | 0 | 0 | 0 | 0 | 0 | 0 | 0 | 0 | 0 | L | 24-30 |
| 11/30 | Jaguars | S | 4 | 1 | 3 | 0.0 | 0.0 | 1 | 1 | 0 | 0 | 0 | 0 | 0 | 0 | 0 | 0 | 0 | 0 | 0 | 0 | 0 | 0 | 0 | L | 3-25 |
| 12/07 | at Browns | S | 6 | 4 | 2 | 0.0 | 0.0 | 0 | 0 | 1 | 0 | 0 | 0 | 0 | 0 | 0 | 0 | 0 | 0 | 0 | 0 | 0 | 0 | 0 | W | 31-29 |
| 12/14 | at 49ers | S | 7 | 5 | 2 | 0.0 | 0.0 | 0 | 0 | 0 | 0 | 0 | 0 | 0 | 1 | 0 | 0 | 0 | 0 | 0 | 0 | 0 | 0 | 0 | L | 24-37 |
| 12/21 | Chiefs | S | 3 | 1 | 2 | 0.0 | 0.0 | 0 | 0 | 0 | 0 | 0 | 0 | 0 | 0 | 0 | 0 | 0 | 0 | 0 | 0 | 0 | 0 | 0 | W | 26-9 |
| 12/28 | Saints | S | 2 | 2 | 0 | 0.0 | 0.0 | 0 | 0 | 0 | 0 | 0 | 0 | 0 | 0 | 0 | 0 | 0 | 0 | 0 | 0 | 0 | 0 | 0 | L | 26-34 |
| 01/04 | at Jaguars | | | | | | | | | | INACTIVE | | | | | | | | | | | | | | L | 7-41 |
| **2025 TOTALS** | | **16-16** | **81** | **58** | **23** | **1.0** | **8.0** | **3** | **11** | **5** | **0** | **0** | **0** | **0** | **8** | **0** | **0** | **0** | **0** | **0** | **0** | **0** | **0** | **0** | **3-14** | |

## 2026 GAME-BY-GAME REGULAR-SEASON STATISTICS (TITANS)

| | | | TACKLES | | | | | | | | INTERCEPTIONS | | | | | O. FUMB | | | | ST | | | | | | |
|---|---|---|---|---|---|---|---|---|---|---|---|---|---|---|---|---|---|---|---|---|---|---|---|---|---|---|
| DATE | OPPONENT | P/S | TK | S | A | SK | YDS | TFL | YDS | QBP | NO | YDS | LG | TD | PD | FF | FR | TD | YDS | TK | S | A | FF | FR | W/L | SCORE |
| 09/13 | Jets | S | 10 | 6 | 4 | 0.0 | 0.0 | 1 | 1 | 0 | 0 | 0 | 0 | 0 | 0 | 0 | 0 | 0 | 0 | 0 | 0 | 0 | 0 | 0 | L | 10-23 |
| 09/20 | Eagles | S | 6 | 3 | 3 | 0.0 | 0.0 | 0 | 0 | 1 | 1 | 92 | 92 | 0 | 1 | 0 | 0 | 0 | 0 | 0 | 0 | 0 | 0 | 0 | L | 20-24 |
| 09/27 | at Giants | S | 6 | 5 | 1 | 0.0 | 0.0 | 0 | 0 | 0 | 0 | 0 | 0 | 0 | 1 | 0 | 0 | 0 | 0 | 0 | 0 | 0 | 0 | 0 | L | 7-12 |
| 10/04 | at Ravens | S | 6 | 6 | 0 | 0.0 | 0.0 | 0 | 0 | 1 | 0 | 0 | 0 | 0 | 0 | 0 | 0 | 0 | 0 | 0 | 0 | 0 | 0 | 0 | L | 18-24 |
| 10/11 | Texans | | | | | | | | | | INACTIVE | | | | | | | | | | | | | | L | 3-26 |
| 10/18 | at Colts | S | 13 | 7 | 6 | 0.0 | 0.0 | 0 | 0 | 0 | 1 | 0 | 0 | 0 | 1 | 0 | 0 | 0 | 0 | 0 | 0 | 0 | 0 | 0 | W | 26-20 |
| 10/25 | Browns | S | 5 | 2 | 3 | 0.0 | 0.0 | 0 | 0 | 1 | 0 | 0 | 0 | 0 | 0 | 0 | 0 | 0 | 0 | 0 | 0 | 0 | 0 | 0 | L | 24-27 |
| **2026 TOTALS** | | **6-6** | **46** | **29** | **17** | **0.0** | **0.0** | **1** | **1** | **3** | **2** | **92** | **92** | **0** | **3** | **0** | **0** | **0** | **0** | **0** | **0** | **0** | **0** | **0** | **1-6** | |

## 2019 GAME-BY-GAME POSTSEASON STATISTICS (TITANS)

| | | | TACKLES | | | | | | | | INTERCEPTIONS | | | | | O. FUMB | | | | ST | | | | | | |
|---|---|---|---|---|---|---|---|---|---|---|---|---|---|---|---|---|---|---|---|---|---|---|---|---|---|---|
| DATE | OPPONENT | P/S | TK | S | A | SK | YDS | TFL | YDS | QBP | NO | YDS | LG | TD | PD | FF | FR | TD | YDS | TK | S | A | FF | FR | W/L | SCORE |
| 01/04 | at Patriots | P | 1 | 0 | 1 | 0.0 | 0.0 | 0 | 0 | 0 | 0 | 0 | 0 | 0 | 0 | 0 | 0 | 0 | 0 | 0 | 0 | 0 | 0 | 0 | W | 20-13 |
| 01/11 | at Ravens | P | 2 | 2 | 0 | 0.0 | 0.0 | 0 | 0 | 0 | 0 | 0 | 0 | 0 | 0 | 0 | 0 | 0 | 0 | 0 | 0 | 0 | 0 | 0 | W | 28-12 |
| 01/19 | at Chiefs | P | 0 | 0 | 0 | 0.0 | 0.0 | 0 | 0 | 0 | 0 | 0 | 0 | 0 | 0 | 0 | 0 | 0 | 0 | 0 | 0 | 0 | 0 | 0 | L | 24-35 |
| 2019 TOTALS | | 3-0 | 3 | 2 | 1 | 0.0 | 0.0 | 0 | 0 | 0 | 0 | 0 | 0 | 0 | 0 | 0 | 0 | 0 | 0 | 0 | 0 | 0 | 0 | 0 | 2-1 | |

## 2020 GAME-BY-GAME POSTSEASON STATISTICS (TITANS)

| | | | TACKLES | | | | | | | | INTERCEPTIONS | | | | | O. FUMB | | | | ST | | | | | | |
|---|---|---|---|---|---|---|---|---|---|---|---|---|---|---|---|---|---|---|---|---|---|---|---|---|---|---|
| DATE | OPPONENT | P/S | TK | S | A | SK | YDS | TFL | YDS | QBP | NO | YDS | LG | TD | PD | FF | FR | TD | YDS | TK | S | A | FF | FR | W/L | SCORE |
| 01/10 | Ravens | P | 0 | 0 | 0 | 0.0 | 0.0 | 0 | 0 | 0 | 0 | 0 | 0 | 0 | 0 | 0 | 0 | 0 | 0 | 0 | 0 | 0 | 0 | 0 | L | 13-20 |
| 2020 TOTALS | | 1-0 | 0 | 0 | 0 | 0.0 | 0.0 | 0 | 0 | 0 | 0 | 0 | 0 | 0 | 0 | 0 | 0 | 0 | 0 | 0 | 0 | 0 | 0 | 0 | 0-1 | |

## 2021 GAME-BY-GAME POSTSEASON STATISTICS (TITANS)

| | | | TACKLES | | | | | | | | INTERCEPTIONS | | | | | O. FUMB | | | | ST | | | | | | |
|---|---|---|---|---|---|---|---|---|---|---|---|---|---|---|---|---|---|---|---|---|---|---|---|---|---|---|
| DATE | OPPONENT | P/S | TK | S | A | SK | YDS | TFL | YDS | QBP | NO | YDS | LG | TD | PD | FF | FR | TD | YDS | TK | S | A | FF | FR | W/L | SCORE |
| 01/22 | Bengals | S | 7 | 4 | 3 | 0.0 | 0.0 | 0 | 0 | 0 | 1 | 15 | 15 | 0 | 2 | 0 | 0 | 0 | 0 | 1 | 1 | 0 | 0 | 0 | L | 16-19 |
| 2021 TOTALS | | 1-1 | 7 | 4 | 3 | 0.0 | 0.0 | 0 | 0 | 0 | 1 | 15 | 15 | 0 | 2 | 0 | 0 | 0 | 0 | 1 | 1 | 0 | 0 | 0 | 0-1 | |

# TIMMY HORNE

## DEFENSIVE TACKLE ★ 6'4" ★ 312 LBS

**COLLEGE:** KANSAS STATE ★ **HOMETOWN:** WADESBORO, N.C.
**NFL EXPERIENCE (NFL/TITANS):** 4/1 ★ **ACQUIRED:** FA-'25
**GAMES PLAYED/GAMES STARTED:** 23/5(Playoffs: 0/0)

**94**

**PRO:** The Titans signed Timmy Horne during the 2025 training camp to bring depth to the defensive line. He spent the entire 2025 season on the Titans' practice squad. Prior to his arrival in Tennessee, Horne played in 21 games with five starts for the Atlanta Falcons and N.Y. Giants and tallied 31 tackles, two passes defensed and two quarterback pressures. The Wadesboro, N.C., native played in 55 games with 30 starts at Kansas State (2021) and Charlotte (2016-20).

### TITANS TIDBITS:

• Horne enjoys vlogging. You can follow him on YouTube at @TimmyHorne1.
• Horne loves to cook and especially enjoys grilling.

### CAREER TRANSACTIONS:

• The Wadesworth, N.C., native was signed by the Atlanta Falcons as an undrafted free agent on May 2, 2022.
• Waived by the Falcons on Aug. 29, 2023 and signed to the team's practice squad a day later.
• Activated from the practice squad to the Falcons' active roster via standard elevation on Sept. 23, 2023.
• Activated from the practice squad to the Falcons' active roster via standard elevation on Sept. 30, 2023.
• Activated from the practice squad to the Falcons' active roster via standard elevation on Nov. 11, 2023.
• Signed by the New York Giants to their active roster from Falcons' practice squad on Dec. 21, 2023.
• Signed by the Titans as a free agent on July 23, 2025.
• Released by the Titans on Aug. 27, 2025 and signed to the team's practice squad two days later.
• Signed by the Titans to a future contract on Jan. 5, 2026.
• Released by the Titans on Aug. 30, 2026 and signed to the team's practice squad a day later.
• Activated from the Titans' practice squad to the active roster standard elevation on Oct. 17, 2026.
• Signed by the Titans to their active roster from the practice squad on Oct. 24, 2026.

### SEASON RECAPS:

**2026 (2/0 - Tennessee):**
• At Indianapolis (10/18), made his Titans debut as a reserve on the defensive front and registered two tackles. Shot through the line and stuffed Seth McGowan for no gain on a rush off right guard in the second quarter.
• Against Cleveland (10/25), played as a reserve at defensive tackle and amassed three tackles.

**2025 (0/0 - Tennessee):** Spent the entire season on the Titans' practice squad.

**2024 (0/0 - N.Y. Giants):** Spent all season on injured reserve with a torn achillies.

**2023 (3/0 - Atlanta, 1/0 - N.Y. Giants):** Played in four combined games with the Falcons and Giants, tallying four tackles and a pass defensed. Appeared in three games for the Falcons and notched four tackles with a pass defensed. Spent 11 games on the Falcons' practice squad before being signed to the Giants' active roster on Dec. 21. Played in one contest with the Giants and was inactive for two other games.

**2022 (17/5 - Atlanta):** Appeared in all 17 games with five starts at defensive tackle and tallied 27 tackles, a pass defensed and a quaterback pressure. Made his NFL debut against New Orleans (9/11). Made first NFL start at Washington (11/27).
• Against Carolina (10/30), tallied a career-high four tackles.

### COLLEGE:

• Played four seasons at Charlotte (2017-20) before transferring to Kansas State (2021) where he played one season. Made 30 starts across 55 career games. Tallied 121 tackles, four sacks, three fumble recoveries and two passes defensed.
• As a graduate (2021), played in all 12 games with one start in his lone season at Kansas State and recorded 20 tackles, three tackles for loss, two sacks and a fumble recovery.
• As a senior (2020), played in all six games and started three contests at Charlotte. Recorded 13 tackles, three tackles for loss and two quarterback hurries. Recieved fourth team All-Conference USA honors.
• As a junior (2019), started in 12 of 13 games played for the 49ers. Had a career-best 41 tackles and seven tackles for loss. Also, added a half sack, two quaterback hurries, one fumble recovery and a blocked kick.
• As a sophomore (2018), started all 12 games at Charlotte and recorded 28 tackles, two tackles for loss, 1.5 sacks, three quarterback hurries, two passes defensed, a blocked kick and a fumble recovery.
• As a redshirt freshman (2017), played in 12 games with two starts for the 49ers and totaled 19 tackles, with three tackles for loss and two quarterback hurries.
• As a freshman (2016), redshirted and did not appear in any games.
• Graduated with a degree in sociology from Charlotte in May 2020.

### PERSONAL:

• Attended Anson (N.C.) High School, where he was a three-year letterwinner and a two-star prospect.
• Also played basketball.
• Son of Reva Horne.
• Follow Horne on Instagram at @t_horne98.
• Born Timothy Horne on Oct. 25, 1997 in Wadesboro, N.C.

### REGULAR SEASON COMPARISON: DEFENSIVE - CINCINNATI BENGALS

| | | | | TACKLES | | | | | | | | | MISC | | |
|---|---|---|---|---|---|---|---|---|---|---|---|---|---|---|---|
| DATE | OPP | W/L | GP/GS | TOT | SOLO | ASST | SACK | YDS. | INT | TFL | PD | QBH | TD | FF | FR |
| 10/23/22 | ATL @ CIN | L | P | 1 | 0 | 1 | 0.0 | 0.0 | 0 | 0 | 0 | 0 | 0 | 0 | 0 |
| TOTALS | | 0/1 | 1/0 | 1 | 0 | 1 | 0.0 | 0.0 | 0 | 0 | 0 | 0 | 0 | 0 | 0 |

## TIMMY HORNE'S NFL REGULAR SEASON DEFENSIVE STATISTICS

| | | | | TACKLES | | | | | | | | INTERCEPTIONS | | | | | O. FUMB | | | | ST | | | | |
|---|---|---|---|---|---|---|---|---|---|---|---|---|---|---|---|---|---|---|---|---|---|---|---|---|---|
| DATE | TEAM | GP | GS | TK | S | A | TFL | YDS | SK | YDS | QBP | NO | YDS | LG | TD | PD | FF | FR | TD | YDS | TK | S | A | FF | FR |
| 2022 | Falcons | 17 | 5 | 27 | 13 | 14 | 0 | 0 | 0.0 | 0.0 | 1 | 0 | 0 | 0 | 0 | 1 | 0 | 0 | 0 | 0 | 0 | 0 | 0 | 0 | 0 |
| 2023 | Falcons | 3 | 0 | 4 | 0 | 4 | 0 | 0 | 0.0 | 0.0 | 1 | 0 | 0 | 0 | 0 | 1 | 0 | 0 | 0 | 0 | 0 | 0 | 0 | 0 | 0 |
| Went from **Atlanta** to **N.Y. Giants**. | | | | | | | | | | | | | | | | | | | | | | | | | |
| 2023 | Giants | 1 | 0 | 0 | 0 | 0 | 0 | 0 | 0.0 | 0.0 | 0 | 0 | 0 | 0 | 0 | 0 | 0 | 0 | 0 | 0 | 0 | 0 | 0 | 0 | 0 |
| 2023 | TOTAL | 4 | 0 | 4 | 0 | 4 | 0 | 0 | 0.0 | 0.0 | 1 | 0 | 0 | 0 | 0 | 1 | 0 | 0 | 0 | 0 | 0 | 0 | 0 | 0 | 0 |
| 2024 | Giants | 0 | 0 | 0 | 0 | 0 | 0 | 0 | 0.0 | 0.0 | 0 | 0 | 0 | 0 | 0 | 0 | 0 | 0 | 0 | 0 | 0 | 0 | 0 | 0 | 0 |
| 2025 | Titans | 0 | 0 | 0 | 0 | 0 | 0 | 0 | 0.0 | 0.0 | 0 | 0 | 0 | 0 | 0 | 0 | 0 | 0 | 0 | 0 | 0 | 0 | 0 | 0 | 0 |
| 2026 | Titans | 2 | 0 | 5 | 1 | 4 | 0 | 0 | 0.0 | 0.0 | 0 | 0 | 0 | 0 | 0 | 0 | 0 | 0 | 0 | 0 | 0 | 0 | 0 | 0 | 0 |
| **NFL TOTALS** | | **23** | **5** | **36** | **14** | **22** | **0** | **0** | **0.0** | **0.0** | **2** | **0** | **0** | **0** | **0** | **2** | **0** | **0** | **0** | **0** | **0** | **0** | **0** | **0** | **0** |

### SINGLE-GAME HIGHS: DEFENSIVE

| | |
|---|---|
| **Total Tackles** | 4 (vs. Carolina Panthers, Oct 30, 2022) |
| **Solo Tackles** | 3 (2 times, last at Carolina Panthers, Nov 10, 2022) |
| **Passes Defensed** | 1 (2 times, last at Arizona Cardinals, Nov 12, 2023) |

### 2022 GAME-BY-GAME REGULAR-SEASON STATISTICS (FALCONS)

| | | | TACKLES | | | | | | | | INTERCEPTIONS | | | | | O. FUMB | | | | ST | | | | | | |
|---|---|---|---|---|---|---|---|---|---|---|---|---|---|---|---|---|---|---|---|---|---|---|---|---|---|---|
| DATE | OPPONENT | P/S | TK | S | A | SK | YDS | TFL | YDS | QBP | NO | YDS | LG | TD | PD | FF | FR | TD | YDS | TK | S | A | FF | FR | W/L | SCORE |
| 09/11 | Saints | P | 1 | 1 | 0 | 0.0 | 0.0 | 0 | 0 | 0 | 0 | 0 | 0 | 0 | 0 | 0 | 0 | 0 | 0 | 0 | 0 | 0 | 0 | 0 | L | 26-27 |
| 09/18 | at Rams | P | 0 | 0 | 0 | 0.0 | 0.0 | 0 | 0 | 0 | 0 | 0 | 0 | 0 | 0 | 0 | 0 | 0 | 0 | 0 | 0 | 0 | 0 | 0 | L | 27-31 |
| 09/25 | at Seahawks | P | 0 | 0 | 0 | 0.0 | 0.0 | 0 | 0 | 0 | 0 | 0 | 0 | 0 | 0 | 0 | 0 | 0 | 0 | 0 | 0 | 0 | 0 | 0 | W | 27-23 |
| 10/02 | Browns | P | 2 | 0 | 2 | 0.0 | 0.0 | 0 | 0 | 0 | 0 | 0 | 0 | 0 | 0 | 0 | 0 | 0 | 0 | 0 | 0 | 0 | 0 | 0 | W | 23-20 |
| 10/09 | at Buccaneers | P | 1 | 0 | 1 | 0.0 | 0.0 | 0 | 0 | 0 | 0 | 0 | 0 | 0 | 0 | 0 | 0 | 0 | 0 | 0 | 0 | 0 | 0 | 0 | L | 15-21 |
| 10/16 | 49ers | P | 0 | 0 | 0 | 0.0 | 0.0 | 0 | 0 | 0 | 0 | 0 | 0 | 0 | 0 | 0 | 0 | 0 | 0 | 0 | 0 | 0 | 0 | 0 | W | 28-14 |
| 10/23 | at Bengals | P | 1 | 0 | 1 | 0.0 | 0.0 | 0 | 0 | 0 | 0 | 0 | 0 | 0 | 0 | 0 | 0 | 0 | 0 | 0 | 0 | 0 | 0 | 0 | L | 17-35 |
| 10/30 | Panthers | P | 4 | 3 | 1 | 0.0 | 0.0 | 0 | 0 | 0 | 0 | 0 | 0 | 0 | 0 | 0 | 0 | 0 | 0 | 0 | 0 | 0 | 0 | 0 | W | 37-34+ |
| 11/06 | Chargers | P | 0 | 0 | 0 | 0.0 | 0.0 | 0 | 0 | 0 | 0 | 0 | 0 | 0 | 1 | 0 | 0 | 0 | 0 | 0 | 0 | 0 | 0 | 0 | L | 17-20 |
| 11/10 | at Panthers | P | 3 | 3 | 0 | 0.0 | 0.0 | 0 | 0 | 0 | 0 | 0 | 0 | 0 | 0 | 0 | 0 | 0 | 0 | 0 | 0 | 0 | 0 | 0 | L | 15-25 |
| 11/20 | Bears | P | 2 | 0 | 2 | 0.0 | 0.0 | 0 | 0 | 1 | 0 | 0 | 0 | 0 | 0 | 0 | 0 | 0 | 0 | 0 | 0 | 0 | 0 | 0 | W | 27-24 |
| 11/27 | at Commanders | S | 3 | 0 | 3 | 0.0 | 0.0 | 0 | 0 | 0 | 0 | 0 | 0 | 0 | 0 | 0 | 0 | 0 | 0 | 0 | 0 | 0 | 0 | 0 | L | 13-19 |
| 12/04 | Steelers | S | 2 | 2 | 0 | 0.0 | 0.0 | 0 | 0 | 0 | 0 | 0 | 0 | 0 | 0 | 0 | 0 | 0 | 0 | 0 | 0 | 0 | 0 | 0 | L | 16-19 |
| 12/18 | at Saints | S | 3 | 1 | 2 | 0.0 | 0.0 | 0 | 0 | 0 | 0 | 0 | 0 | 0 | 0 | 0 | 0 | 0 | 0 | 0 | 0 | 0 | 0 | 0 | L | 18-21 |
| 12/24 | at Ravens | S | 3 | 2 | 1 | 0.0 | 0.0 | 0 | 0 | 0 | 0 | 0 | 0 | 0 | 0 | 0 | 0 | 0 | 0 | 0 | 0 | 0 | 0 | 0 | L | 9-17 |
| 01/01 | Cardinals | P | 2 | 1 | 1 | 0.0 | 0.0 | 0 | 0 | 0 | 0 | 0 | 0 | 0 | 0 | 0 | 0 | 0 | 0 | 0 | 0 | 0 | 0 | 0 | W | 20-19 |
| 01/08 | Buccaneers | S | 0 | 0 | 0 | 0.0 | 0.0 | 0 | 0 | 0 | 0 | 0 | 0 | 0 | 0 | 0 | 0 | 0 | 0 | 0 | 0 | 0 | 0 | 0 | W | 30-17 |
| **2022 TOTALS** | | **17-5** | **27** | **13** | **14** | **0.0** | **0.0** | **0** | **0** | **1** | **0** | **0** | **0** | **0** | **1** | **0** | **0** | **0** | **0** | **0** | **0** | **0** | **0** | **0** | **7-10** | |

+ - Overtime

## 2023 GAME-BY-GAME REGULAR-SEASON STATISTICS (FALCONS/GIANTS)

| | | | TACKLES | | | | | | | | INTERCEPTIONS | | | | | O. FUMB | | | | ST | | | | | | |
|---|---|---|---|---|---|---|---|---|---|---|---|---|---|---|---|---|---|---|---|---|---|---|---|---|---|---|
| DATE | OPPONENT | P/S | TK | S | A | SK | YDS | TFL | YDS | QBP | NO | YDS | LG | TD | PD | FF | FR | TD | YDS | TK | S | A | FF | FR | W/L | SCORE |
| 09/10 | Panthers | | | | | | | | | | PRACTICE SQUAD | | | | | | | | | | | | | | W | 24-10 |
| 09/17 | Packers | | | | | | | | | | PRACTICE SQUAD | | | | | | | | | | | | | | W | 25-24 |
| 09/24 | at Lions | P | 2 | 0 | 2 | 0.0 | 0.0 | 0 | 0 | 0 | 0 | 0 | 0 | 0 | 0 | 0 | 0 | 0 | 0 | 0 | 0 | 0 | 0 | 0 | L | 6-20 |
| 10/01 | at Jaguars | P | 1 | 0 | 1 | 0.0 | 0.0 | 0 | 0 | 1 | 0 | 0 | 0 | 0 | 0 | 0 | 0 | 0 | 0 | 0 | 0 | 0 | 0 | 0 | L | 7-23 |
| 10/08 | Texans | | | | | | | | | | PRACTICE SQUAD | | | | | | | | | | | | | | W | 21-19 |
| 10/15 | Commanders | | | | | | | | | | PRACTICE SQUAD | | | | | | | | | | | | | | L | 16-24 |
| 10/22 | at Buccaneers | | | | | | | | | | PRACTICE SQUAD | | | | | | | | | | | | | | W | 16-13 |
| 10/29 | at Titans | | | | | | | | | | PRACTICE SQUAD | | | | | | | | | | | | | | L | 23-28 |
| 11/05 | Vikings | | | | | | | | | | PRACTICE SQUAD | | | | | | | | | | | | | | L | 28-31 |
| 11/12 | at Cardinals | P | 1 | 0 | 1 | 0.0 | 0.0 | 0 | 0 | 0 | 0 | 0 | 0 | 0 | 1 | 0 | 0 | 0 | 0 | 0 | 0 | 0 | 0 | 0 | L | 23-25 |
| 11/26 | Saints | | | | | | | | | | PRACTICE SQUAD | | | | | | | | | | | | | | W | 24-15 |
| 12/03 | at Jets | | | | | | | | | | PRACTICE SQUAD | | | | | | | | | | | | | | W | 13-8 |
| 12/10 | Buccaneers | | | | | | | | | | PRACTICE SQUAD | | | | | | | | | | | | | | L | 25-29 |
| 12/17 | at Panthers | | | | | | | | | | PRACTICE SQUAD | | | | | | | | | | | | | | L | 7-9 |
| | | | | | | | | | | | Went from **Falcons** to **Giants**. | | | | | | | | | | | | | | | |
| 12/25 | at Eagles | P | 0 | 0 | 0 | 0.0 | 0.0 | 0 | 0 | 0 | 0 | 0 | 0 | 0 | 0 | 0 | 0 | 0 | 0 | 0 | 0 | 0 | 0 | 0 | L | 25-33 |
| 12/31 | Rams | | | | | | | | | | INACTIVE | | | | | | | | | | | | | | L | 25-26 |
| 01/07 | Eagles | | | | | | | | | | INACTIVE | | | | | | | | | | | | | | W | 27-10 |
| **2023 TOTALS** | | **4-0** | **4** | **0** | **4** | **0.0** | **0.0** | **0** | **0** | **1** | **0** | **0** | **0** | **0** | **1** | **0** | **0** | **0** | **0** | **0** | **0** | **0** | **0** | **0** | **7-10** | |

## 2024 GAME-BY-GAME REGULAR-SEASON STATISTICS (GIANTS)

| | | | TACKLES | | | | | | | | INTERCEPTIONS | | | | | O. FUMB | | | | ST | | | | | | |
|---|---|---|---|---|---|---|---|---|---|---|---|---|---|---|---|---|---|---|---|---|---|---|---|---|---|---|
| DATE | OPPONENT | P/S | TK | S | A | SK | YDS | TFL | YDS | QBP | NO | YDS | LG | TD | PD | FF | FR | TD | YDS | TK | S | A | FF | FR | W/L | SCORE |
| 09/08 | Vikings | | | | | | | | | | INJURED RESERVE | | | | | | | | | | | | | | L | 6-28 |
| 09/15 | at Commanders | | | | | | | | | | INJURED RESERVE | | | | | | | | | | | | | | L | 18-21 |
| 09/22 | at Browns | | | | | | | | | | INJURED RESERVE | | | | | | | | | | | | | | W | 21-15 |
| 09/26 | Cowboys | | | | | | | | | | INJURED RESERVE | | | | | | | | | | | | | | L | 15-20 |
| 10/06 | at Seahawks | | | | | | | | | | INJURED RESERVE | | | | | | | | | | | | | | W | 29-20 |
| 10/13 | Bengals | | | | | | | | | | INJURED RESERVE | | | | | | | | | | | | | | L | 7-17 |
| 10/20 | Eagles | | | | | | | | | | INJURED RESERVE | | | | | | | | | | | | | | L | 3-28 |
| 10/28 | at Steelers | | | | | | | | | | INJURED RESERVE | | | | | | | | | | | | | | L | 18-26 |
| 11/03 | Commanders | | | | | | | | | | INJURED RESERVE | | | | | | | | | | | | | | L | 22-27 |
| 11/10 | at Panthers | | | | | | | | | | INJURED RESERVE | | | | | | | | | | | | | | L | 17-20+ |
| 11/24 | Buccaneers | | | | | | | | | | INJURED RESERVE | | | | | | | | | | | | | | L | 7-30 |
| 11/28 | at Cowboys | | | | | | | | | | INJURED RESERVE | | | | | | | | | | | | | | L | 20-27 |
| 12/08 | Saints | | | | | | | | | | INJURED RESERVE | | | | | | | | | | | | | | L | 11-14 |
| 12/15 | Ravens | | | | | | | | | | INJURED RESERVE | | | | | | | | | | | | | | L | 14-35 |
| 12/22 | at Falcons | | | | | | | | | | INJURED RESERVE | | | | | | | | | | | | | | L | 7-34 |
| 12/29 | Colts | | | | | | | | | | INJURED RESERVE | | | | | | | | | | | | | | W | 45-33 |
| 01/05 | at Eagles | | | | | | | | | | INJURED RESERVE | | | | | | | | | | | | | | L | 13-20 |
| **2024 TOTALS** | | | **0** | **0** | **0** | **0.0** | **0.0** | **0** | **0** | **0** | **0** | **0** | **0** | **0** | **0** | **0** | **0** | **0** | **0** | **0** | **0** | **0** | **0** | **0** | **3-14** | |

+ - Overtime

## 2025 GAME-BY-GAME REGULAR-SEASON STATISTICS (TITANS)

| | | | TACKLES | | | | | | | | INTERCEPTIONS | | | | | O. FUMB | | | | ST | | | | | | |
|---|---|---|---|---|---|---|---|---|---|---|---|---|---|---|---|---|---|---|---|---|---|---|---|---|---|---|
| DATE | OPPONENT | P/S | TK | S | A | SK | YDS | TFL | YDS | QBP | NO | YDS | LG | TD | PD | FF | FR | TD | YDS | TK | S | A | FF | FR | W/L | SCORE |
| 09/07 | at Broncos | | | | | | | | | | PRACTICE SQUAD | | | | | | | | | | | | | | L | 12-20 |
| 09/14 | Rams | | | | | | | | | | PRACTICE SQUAD | | | | | | | | | | | | | | L | 19-33 |
| 09/21 | Colts | | | | | | | | | | PRACTICE SQUAD | | | | | | | | | | | | | | L | 20-41 |
| 09/28 | at Texans | | | | | | | | | | PRACTICE SQUAD | | | | | | | | | | | | | | L | 0-26 |
| 10/05 | at Cardinals | | | | | | | | | | PRACTICE SQUAD | | | | | | | | | | | | | | W | 22-21 |
| 10/12 | at Raiders | | | | | | | | | | PRACTICE SQUAD | | | | | | | | | | | | | | L | 10-20 |
| 10/19 | Patriots | | | | | | | | | | PRACTICE SQUAD | | | | | | | | | | | | | | L | 13-31 |
| 10/26 | at Colts | | | | | | | | | | PRACTICE SQUAD | | | | | | | | | | | | | | L | 14-38 |
| 11/02 | Chargers | | | | | | | | | | PRACTICE SQUAD | | | | | | | | | | | | | | L | 20-27 |
| 11/16 | Texans | | | | | | | | | | PRACTICE SQUAD | | | | | | | | | | | | | | L | 13-16 |
| 11/23 | Seahawks | | | | | | | | | | PRACTICE SQUAD | | | | | | | | | | | | | | L | 24-30 |
| 11/30 | Jaguars | | | | | | | | | | PRACTICE SQUAD | | | | | | | | | | | | | | L | 3-25 |
| 12/07 | at Browns | | | | | | | | | | PRACTICE SQUAD | | | | | | | | | | | | | | W | 31-29 |
| 12/14 | at 49ers | | | | | | | | | | PRACTICE SQUAD | | | | | | | | | | | | | | L | 24-37 |
| 12/21 | Chiefs | | | | | | | | | | PRACTICE SQUAD | | | | | | | | | | | | | | W | 26-9 |
| 12/28 | Saints | | | | | | | | | | PRACTICE SQUAD | | | | | | | | | | | | | | L | 26-34 |
| 01/04 | at Jaguars | | | | | | | | | | PRACTICE SQUAD | | | | | | | | | | | | | | L | 7-41 |
| 2025 TOTALS | | | 0 | 0 | 0 | 0.0 | 0.0 | 0 | 0 | 0 | 0 | 0 | 0 | 0 | 0 | 0 | 0 | 0 | 0 | 0 | 0 | 0 | 0 | 0 | 3-14 | |

## 2026 GAME-BY-GAME REGULAR-SEASON STATISTICS (TITANS)

| | | | TACKLES | | | | | | | | INTERCEPTIONS | | | | | O. FUMB | | | | ST | | | | | | |
|---|---|---|---|---|---|---|---|---|---|---|---|---|---|---|---|---|---|---|---|---|---|---|---|---|---|---|
| DATE | OPPONENT | P/S | TK | S | A | SK | YDS | TFL | YDS | QBP | NO | YDS | LG | TD | PD | FF | FR | TD | YDS | TK | S | A | FF | FR | W/L | SCORE |
| 09/13 | Jets | | | | | | | | | | PRACTICE SQUAD | | | | | | | | | | | | | | L | 10-23 |
| 09/20 | Eagles | | | | | | | | | | PRACTICE SQUAD | | | | | | | | | | | | | | L | 20-24 |
| 09/27 | at Giants | | | | | | | | | | PRACTICE SQUAD | | | | | | | | | | | | | | L | 7-12 |
| 10/04 | at Ravens | | | | | | | | | | PRACTICE SQUAD | | | | | | | | | | | | | | L | 18-24 |
| 10/11 | Texans | | | | | | | | | | PRACTICE SQUAD | | | | | | | | | | | | | | L | 3-26 |
| 10/18 | at Colts | P | 2 | 1 | 1 | 0.0 | 0.0 | 0 | 0 | 0 | 0 | 0 | 0 | 0 | 0 | 0 | 0 | 0 | 0 | 0 | 0 | 0 | 0 | 0 | W | 26-20 |
| 10/25 | Browns | P | 3 | 0 | 3 | 0.0 | 0.0 | 0 | 0 | 0 | 0 | 0 | 0 | 0 | 0 | 0 | 0 | 0 | 0 | 0 | 0 | 0 | 0 | 0 | L | 24-27 |
| 2026 TOTALS | | 2-0 | 5 | 1 | 4 | 0.0 | 0.0 | 0 | 0 | 0 | 0 | 0 | 0 | 0 | 0 | 0 | 0 | 0 | 0 | 0 | 0 | 0 | 0 | 0 | 1-6 | |

# JAMES HUDSON III

**TACKLE ★ 6'5" ★ 313 LBS**

**COLLEGE:** CINCINNATI ★ **HOMETOWN:** TOLEDO, OHIO
**NFL EXPERIENCE (NFL/TITANS):** 6/1 ★ **ACQUIRED:** FA-'26
**GAMES PLAYED/GAMES STARTED:** 67/19(Playoffs: 1/1)

59

**PRO:** The Titans signed James Hudson III prior to the start of the 2026 regular season to add depth and experience to the tackle position. The 6-foot-5-inch, 313-pounder was selected by the Cleveland Browns in the fourth round of the 2021 NFL Draft and played in 60 games with 19 starts at both left and right tackle for the Browns and N.Y. Giants during his first five NFL campaigns. The University of Cincinnati product spent the 2026 offseason and training camp with the New England Patriots before his arrival in Tennessee.

## TITANS TIDBITS:

• Hudson III began his collegiate career as a defensive lineman before transitioning to offensive line at Michigan in 2018.

## CAREER TRANSACTIONS:

• The Toledo, Ohio, native was selected by the Cleveland Browns in the fourth round (110th overall) of the 2021 NFL Draft.
• Signed by the N.Y. Giants as an unrestricted free agent on March 13, 2025.
• Released by the Giants on March 6, 2026.
• Signed by the New England Patriots as a free agent on March 23, 2026.
• Released by the Patriots on Aug. 30, 2026.
• Signed by the Titans as a free agent on Aug. 31, 2026.

## SEASON RECAPS:

**2026 (7/0 - Tennessee):**
• Against N.Y. Jets (9/13), made his Titans debut as a reserve on special teams.
• Against Philadelphia (9/20), saw action as a reserve as an extra tight end and on special teams.
• At N.Y. Giants (9/27), played as a reserve on special teams.
• At Baltimore (10/4), saw action as a reserve on special teams.
• Against Houston (10/11), played as a reserve on special teams.
• At Indianapolis (10/18), saw action as a reserve on special teams.
• Against Cleveland (10/25), played as a reserve as an extra tight end and on special teams.

**2025 (11/2 - N.Y. Giants):** Saw action in 11 games with two starts at left tackle in his first season with the Giants. Was inactive for two contests.

**2024 (4/3 - Cleveland):** Played in four games with three starts at left tackle. Was inactive for one contest before being placed on injured reserve on Oct. 12 and missing the final 12 games of the season.

**2023 (16/7, 1/1 - Cleveland):** Appeared in 16 games and made a career-high seven starts, all at right tackle. Saw action in a career-high 556 offensive snaps. Was inactive for one contest. Started his first career postseason contest at right tackle at Houston (1/13).

**2022 (17/3 - Cleveland):** Saw action in all 17 games for the first time in his career and made three starts at right tackle.

**2021 (12/4 - Cleveland):** Played in 12 games with four starts at right tackle as a rookie with the Browns. Was inactive for two contests and did not play in two other games. Spent one contest on the reserve/COVID-19 list.
• Against Arizona (10/17), made his first career NFL start at right tackle in Week 6.

## COLLEGE:

• Played in 12 games in two seasons at the University of Cincinnati (2019-20). Spent his first two collegiate seasons at Michigan (2017-18) before transferring to Cincinnati in 2019.
• Following his lone season as a starter, Hudson III announced he would forgo his remaining eligibility and enter the 2021 NFL Draft.
• As a junior (2020), started all 11 of Cincinnati's games and was named first-team All-American Athletic Conference. Helped the Bearcats average 5.0-plus yards per carry and over 200-plus rushing yards per game. Member of an offensive front that only allowed nine sacks during the regular season, the lowest in the AAC.
• As a sophomore (2019), played in one game for the Bearcats, the 2020 Birmingham Bowl, after the NCAA denied his waiver for immediate eligibility.
• As a redshirt freshman (2018), played in three contests with limited action at right tackle.
• As a freshman (2017), redshirted.

## PERSONAL:

• Attended Toledo Central Catholic High School and was named to the Associated Press Northwest Ohio All-District first team his last two seasons. Was chosen as All-Three Rivers Athletic Conference Defensive Player of the Year as a senior and was a first-team All-Conference pick as a senior and junior.
• As a senior (2016), registered 80 tackles, 34 stops for loss and eight sacks.
• As a junior (2015), recorded 82 tackles, 25 stops for loss and 8.5 sacks.
• Follow Hudson III on Instagram at @jh.3_ and on X at @Cinco_Cinco3.
• Born James Hudson III on May 13, 1999 in Toledo, Ohio.

### JAMES HUDSON III'S NFL REGULAR SEASON STATISTICS

| DATE | TEAM | GP | GS |
|---|---|---|---|
| 2021 | Browns | 12 | 4 |
| 2022 | Browns | 17 | 3 |
| 2023 | Browns | 16 | 7 |
| 2024 | Browns | 4 | 3 |
| 2025 | Giants | 11 | 2 |
| 2026 | Titans | 7 | 0 |
| NFL TOTALS | | 67 | 19 |

### JAMES HUDSON III'S NFL POSTSEASON STATISTICS

| DATE | TEAM | GP | GS |
|---|---|---|---|
| 2023 | Browns | 1 | 1 |
| NFL TOTALS | | 1 | 1 |

## 2026 GAME-BY-GAME REGULAR-SEASON STATISTICS (TITANS)

| DATE | OPPONENT | P/S | | W/L | SCORE |
|---|---|---|---|---|---|
| 09/13 | Jets | P | | L | 10-23 |
| 09/20 | Eagles | P | | L | 20-24 |
| 09/27 | at Giants | P | | L | 7-12 |
| 10/04 | at Ravens | P | | L | 18-24 |
| 10/11 | Texans | P | | L | 3-26 |
| 10/18 | at Colts | P | | W | 26-20 |
| 10/25 | Browns | P | | L | 24-27 |
| **2026 TOTALS** | | **7-0** | | **1-6** | |

# JERMAINE JOHNSON II

**DEFENSIVE END ★ 6'5" ★ 254 LBS**

**COLLEGE:** FLORIDA STATE ★ **HOMETOWN:** EDEN PRAIRIE, MINN.
**NFL EXPERIENCE (NFL/TITANS):** 5/1 ★ **ACQUIRED:** T (NYJ)-'26
**GAMES PLAYED/GAMES STARTED:** 54/39(Playoffs: 0/0)

11

PRO BOWL 2023

## CAREER HIGHLIGHTS

• In 2023, Johnson was selected to his first career Pro Bowl after recording career-highs with 55 tackles, 7.5 sacks, 11 tackles for loss, 53 quarterback pressures and seven passes defensed, to go along with an interception returned for a touchdown, a forced fumble and a fumble recovery.

**PRO:** The Titans acquired Jermaine Johnson II from the N.Y. Jets during the 2026 offseason to bolster the defensive front and add to the team's pass rush. The 6-foot-5-inch, 254-pound defender was coveted for his length, explosiveness off the ball and his strength to set the edge. Johnson II was a first-round pick of the N.Y. Jets in 2022 and saw action in 47 games in his first four NFL seasons with the club. Prior to his arrival in Tennessee, the 2023 Pro Bowler amassed 131 tackles, 13 sacks and 105 quarterback pressures from 2022-25.

## TITANS TIDBITS:

• During the third season of Last Chance U on Netflix, Johnson II appeared as a player at Independence (Kansas) Community College. Although he turned down the opportunity to have a major role in the series, the show highlighted his skills and left no doubt he was a major Division I prospect.

## CAREER TRANSACTIONS:

• The Eden Prairie, Minn., native was selected by the N.Y. Jets in the first round (26th overall) of the 2022 NFL Draft.
• Traded to the Titans on March 12, 2026 in exchange for nose tackle T'Vondre Sweat.

## SEASON RECAPS:

**2026 (7/7 - Tennessee):** Ranks second on the team with 24 quarterback pressures. Ranks third on the squad with three sacks. Has led or tied for the team lead in sacks twice in 2026 (at BAL, at IND). Has led or tied for the team lead in quarterback pressures three times in 2026 (at NYG, at IND, vs. CLE).
• Against N.Y. Jets (9/13), started at defensive end in his Titans debut and posted two tackles with a quarterback pressure.
• Against Philadelphia (9/20), started at defensive end and compiled two tackles with four quarterback pressures.
• At N.Y. Giants (9/27), started at defensive end in his 50th career regular season contest and notched four tackles with a team-best three quarterback pressures.
• At Baltimore (10/4), started at defensive end and recorded four tackles, including a sack, a team-best two stops for loss and three quarterback pressures. Dropped Lamar Jackson for a five-yard sack late in the first half. Ended a Ravens' drive by stuffing Zay Flowers for a six-yard loss on a third-and-four pass in the third quarter.
• Against Houston (10/11), started at defensive end and collected two tackles with two quarterback pressures.
• At Indianapolis (10/18), started at defensive end and tied for the team lead with two sacks and seven quarterback pressures. Dropped Daniel Jones for a nine-yard sack in the second quarter. Sacked Jones for a seven-yard loss on third-and-10 late in the fourth quarter.
• Against Cleveland (10/25), started at defensive end and amassed two tackles to go along with a team-best four quarterback pressures.

**2025 (14/13 - N.Y. Jets)**: Played in 14 games with 13 starts after suffering a season-ending injury during the 2024 campaign. Registered 43 tackles, three sacks, five stops for loss, 34 quarterback pressures and two passes defensed. Was inactive for three contests.
• Against Denver (10/12), posted a season-high-tying five tackles, including a six-yard sack of Bo Nix late in the fourth quarter.
• Against Cleveland (11/9), notched four tackles and dropped Dillon Gabriel for a seven-yard loss in the final stanza.
• At New England (11/13), recorded two tackles, including a 10-yard sack of Drake Maye early in the fourth quarter.

**2024 (2/2 - N.Y. Jets):** Started two games at defensive end before suffering a season-ending injury. Recorded four tackles, a stop for loss and seven quarterback pressures. Placed on injured reserve on Sept. 19 and missed the final 15 games of the season.

**2023 (17/17 - N.Y. Jets):** Named to his first career Pro Bowl after registering career-highs with 55 tackles, 7.5 sacks, 11 tackles for loss, 53 quarterback pressures and seven passes defensed. Registered his first career interception, which he returned for a touchdown, a forced fumble and a fumble recovery. Started all 17 games for the first time in his career.
• Against Buffalo (9/11), made his first career start and recorded five tackles, a sack, two stops for loss and three quarterback pressures. Dropped Josh Allen for a two-yard loss in the fourth quarter.
• At N.Y. Giants (10/29), posted a season-best six tackles, including two sacks. Dropped Tommy DeVito for a four-yard sack in the second quarter. Sacked DeVito for a five-yard loss late in the first half.
• Against Atlanta (12/3), notched four tackles, including 1.5 sacks.
• Against Washington (12/24), recorded the second blocked punt of his career. Blocked a Tress Way punt in the first quarter and the ball was returned to the Washington nine-yard line setting up a Jets' touchdown.
• At Cleveland (12/28), recorded three tackles, an interception returned for a touchdown and a fumble recovery. In the second quarter, Johnson picked off a Joe Flacco pass and returned it 37 yards for a touchdown for his first career pick-six. In the fourth quarter, recovered a Pierre Strong Jr. fumble forced by Quincy Williams which led to a Jets field goal.

**2022 (14/0 - N.Y. Jets):** Appeared in 14 games as a rookie and registered 29 tackles, three tackles for loss, 2.5 sacks and 11 quarterback pressures. Recorded a quarterback pressure in each of his first seven games, one of three rookies to do so in 2022. Blocked a punt that went out of the end zone for a safety. Was inactive for three contests.
• Against Baltimore (9/11), made his NFL debut and registered a pair of tackles, including a half sack of Lamar Jackson in the second quarter.
• At Pittsburgh (10/2), tied a season-best with four tackles, including a nine-yard sack of Mitch Trubisky in the second stanza.
• At Buffalo (12/11), blocked a Sam Martin punt, which went out of the back of the end zone for a safety.

## COLLEGE:

• Played in 33 games with 16 starts at Georgia (2019-20) and Florida State (2021) and registered 106 tackles, including 26 tackles for loss, 18.5 sacks, four passes defensed, three forced fumbles and a fumble recovery touchdown.
• In his lone season at Florida State (2021), named ACC Defensive Player of the Year, the first player to earn Player of the Year recognition in their first season in an ACC program. Registered 70 tackles, 12.0 sacks, two passes defensed, two forced fumbles, a fumble recovery for a touchdown, 18 tackles for loss and 12 quarterback hits.
• In two seasons at Georgia (2019-20), appeared in 21 games with four starts and totaled 36 tackles, 6.5 sacks, two passes defensed and a forced fumble.
• In 2020, played in seven games with three starts at Georgia and posted 16 tackles, four sacks and a pass defensed.
• In 2019, saw action in 14 games with one start in his first season with the Bulldogs and collected 20 tackles, 2.5 sacks, a pass defensed and a forced fumble.
• Played two seasons at Independence (Kansas) Community College (2017-18) and appeared in 20 games. Was one of the top-rated junior

college players after recording 12.5 sacks, four forced fumbles and four fumble recoveries.
• As a redshirt freshman (2018), notched 58 tackles, eight sacks and three forced fumbles. He transferred to the University of Georgia following the season.

**PERSONAL:**

• Attended Eden Prairie (Minn.) High School and was named All-Metro as a senior after recording 37 tackles and seven sacks.
• After graduation, Johnson attended junior college for two seasons to work on his academics with the goal of joining a Division I football program.
• Follow Johnson II on Instagram at @jermainethealbum and on X at @ii_jermaine.
• Born Jermaine Curtis Johnson II on Jan. 7, 1999 in Eden Prairie, Minn.

## REGULAR SEASON COMPARISON: DEFENSIVE - CINCINNATI BENGALS

| | | | | TACKLES | | | | | | | | | | MISC | | |
|---|---|---|---|---|---|---|---|---|---|---|---|---|---|---|---|---|
| DATE | OPP | W/L | GP/GS | TOT | SOLO | ASST | SACK | YDS. | INT | TFL | PD | QBH | TD | FF | FR |
| 9/25/22 | NYJ vs. CIN | L | P | 4 | 4 | 0 | 0.0 | 0.0 | 0 | 1 | 0 | 1 | 0 | 0 | 0 |
| 10/26/25 | NYJ @ CIN | W | S | 3 | 3 | 0 | 0.0 | 0.0 | 0 | 0 | 0 | 2 | 0 | 0 | 0 |
| TOTALS | | 1/1 | 2/1 | 7 | 7 | 0 | 0.0 | 0.0 | 0 | 1 | 0 | 3 | 0 | 0 | 0 |

## JERMAINE JOHNSON II'S NFL REGULAR SEASON DEFENSIVE STATISTICS

| | | | | TACKLES | | | | | | | | INTERCEPTIONS | | | | | O. FUMB | | | | ST | | | | |
|---|---|---|---|---|---|---|---|---|---|---|---|---|---|---|---|---|---|---|---|---|---|---|---|---|---|
| DATE | TEAM | GP | GS | TK | S | A | TFL | YDS | SK | YDS | QBP | NO | YDS | LG | TD | PD | FF | FR | TD | YDS | TK | S | A | FF | FR |
| 2022 | Jets | 14 | 0 | 29 | 18 | 11 | 3 | 18 | 2.5 | 14.0 | 11 | 0 | 0 | 0 | 0 | 0 | 0 | 0 | 0 | 0 | 0 | 0 | 0 | 0 | 0 |
| 2023 | Jets | 17 | 17 | 55 | 36 | 19 | 11 | 48 | 7.5 | 50.0 | 53 | 1 | 37 | 37t | 1 | 7 | 1 | 1 | 0 | 0 | 0 | 0 | 0 | 0 | 0 |
| 2024 | Jets | 2 | 2 | 4 | 4 | 0 | 1 | 1 | 0.0 | 0.0 | 7 | 0 | 0 | 0 | 0 | 0 | 0 | 0 | 0 | 0 | 0 | 0 | 0 | 0 | 0 |
| 2025 | Jets | 14 | 13 | 43 | 22 | 21 | 5 | 26 | 3.0 | 23.0 | 34 | 0 | 0 | 0 | 0 | 2 | 0 | 0 | 0 | 0 | 0 | 0 | 0 | 0 | 0 |
| 2026 | Titans | 7 | 7 | 18 | 8 | 10 | 4 | 27 | 3.0 | 21.0 | 24 | 0 | 0 | 0 | 0 | 0 | 0 | 0 | 0 | 0 | 0 | 0 | 0 | 0 | 0 |
| NFL TOTALS | | 54 | 39 | 149 | 88 | 61 | 24 | 120 | 16.0 | 108.0 | 129 | 1 | 37 | 37T | 1 | 9 | 1 | 1 | 0 | 0 | 0 | 0 | 0 | 0 | 0 |

## SINGLE-GAME HIGHS: DEFENSIVE

| | |
|---|---|
| **Total Tackles** | 6 (at New York Giants, Oct 29, 2023) |
| **Solo Tackles** | 4 (4 times, last vs. Denver Broncos, Oct 12, 2025) |
| **Sacks** | 2.0 (2 times, last at Indianapolis Colts, Oct 18, 2026) |
| **Passes Defensed** | 3 (vs. Philadelphia Eagles, Oct 15, 2023) |
| **Forced Fumbles** | 1 (at Denver Broncos, Oct 08, 2023) |
| **Fumble Recoveries** | 1 (at Cleveland Browns, Dec 28, 2023) |
| **Tackles For Loss** | 2 (7 times, last at Indianapolis Colts, Oct 18, 2026) |
| **Interceptions** | 1 (at Cleveland Browns, Dec 28, 2023) |
| **Interception Return Yards** | 37 (at Cleveland Browns, Dec 28, 2023) |
| **Safeties** | 1 (at Buffalo Bills, Dec 11, 2022) |

## 2022 GAME-BY-GAME REGULAR-SEASON STATISTICS (JETS)

| | | | TACKLES | | | | | | | | INTERCEPTIONS | | | | | O. FUMB | | | | ST | | | | | | |
|---|---|---|---|---|---|---|---|---|---|---|---|---|---|---|---|---|---|---|---|---|---|---|---|---|---|---|
| DATE | OPPONENT | P/S | TK | S | A | SK | YDS | TFL | YDS | QBP | NO | YDS | LG | TD | PD | FF | FR | TD | YDS | TK | S | A | FF | FR | W/L | SCORE |
| 09/11 | Ravens | P | 2 | 1 | 1 | 0.5 | 1.0 | 0 | 0 | 1 | 0 | 0 | 0 | 0 | 0 | 0 | 0 | 0 | 0 | 0 | 0 | 0 | 0 | 0 | L | 9-24 |
| 09/18 | at Browns | P | 2 | 0 | 2 | 0.0 | 0.0 | 0 | 0 | 1 | 0 | 0 | 0 | 0 | 0 | 0 | 0 | 0 | 0 | 0 | 0 | 0 | 0 | 0 | W | 31-30 |
| 09/25 | Bengals | P | 4 | 4 | 0 | 0.0 | 0.0 | 1 | 5 | 1 | 0 | 0 | 0 | 0 | 0 | 0 | 0 | 0 | 0 | 0 | 0 | 0 | 0 | 0 | L | 12-27 |
| 10/02 | at Steelers | P | 4 | 3 | 1 | 1.0 | 9.0 | 1 | 9 | 1 | 0 | 0 | 0 | 0 | 0 | 0 | 0 | 0 | 0 | 0 | 0 | 0 | 0 | 0 | W | 24-20 |
| 10/09 | Dolphins | P | 0 | 0 | 0 | 0.0 | 0.0 | 0 | 0 | 1 | 0 | 0 | 0 | 0 | 0 | 0 | 0 | 0 | 0 | 0 | 0 | 0 | 0 | 0 | W | 40-17 |
| 10/16 | at Packers | | | | | | | | | | INACTIVE | | | | | | | | | | | | | | W | 27-10 |
| 10/23 | at Broncos | | | | | | | | | | INACTIVE | | | | | | | | | | | | | | W | 16-9 |
| 10/30 | Patriots | | | | | | | | | | INACTIVE | | | | | | | | | | | | | | L | 17-22 |
| 11/06 | Bills | P | 1 | 1 | 0 | 1.0 | 4.0 | 1 | 4 | 1 | 0 | 0 | 0 | 0 | 0 | 0 | 0 | 0 | 0 | 0 | 0 | 0 | 0 | 0 | W | 20-17 |
| 11/20 | at Patriots | P | 2 | 2 | 0 | 0.0 | 0.0 | 0 | 0 | 1 | 0 | 0 | 0 | 0 | 0 | 0 | 0 | 0 | 0 | 0 | 0 | 0 | 0 | 0 | L | 3-10 |
| 11/27 | Bears | P | 2 | 1 | 1 | 0.0 | 0.0 | 0 | 0 | 0 | 0 | 0 | 0 | 0 | 0 | 0 | 0 | 0 | 0 | 0 | 0 | 0 | 0 | 0 | W | 31-10 |
| 12/04 | at Vikings | P | 1 | 1 | 0 | 0.0 | 0.0 | 0 | 0 | 0 | 0 | 0 | 0 | 0 | 0 | 0 | 0 | 0 | 0 | 0 | 0 | 0 | 0 | 0 | L | 22-27 |
| 12/11 | at Bills | P | 0 | 0 | 0 | 0.0 | 0.0 | 0 | 0 | 0 | 0 | 0 | 0 | 0 | 0 | 0 | 0 | 0 | 0 | 0 | 0 | 0 | 0 | 0 | L | 12-20 |
| 12/18 | Lions | P | 4 | 2 | 2 | 0.0 | 0.0 | 0 | 0 | 0 | 0 | 0 | 0 | 0 | 0 | 0 | 0 | 0 | 0 | 0 | 0 | 0 | 0 | 0 | L | 17-20 |
| 12/22 | Jaguars | P | 4 | 2 | 2 | 0.0 | 0.0 | 0 | 0 | 1 | 0 | 0 | 0 | 0 | 0 | 0 | 0 | 0 | 0 | 0 | 0 | 0 | 0 | 0 | L | 3-19 |
| 01/01 | at Seahawks | P | 1 | 0 | 1 | 0.0 | 0.0 | 0 | 0 | 1 | 0 | 0 | 0 | 0 | 0 | 0 | 0 | 0 | 0 | 0 | 0 | 0 | 0 | 0 | L | 6-23 |
| 01/08 | at Dolphins | P | 2 | 1 | 1 | 0.0 | 0.0 | 0 | 0 | 2 | 0 | 0 | 0 | 0 | 0 | 0 | 0 | 0 | 0 | 0 | 0 | 0 | 0 | 0 | L | 6-11 |
| 2022 TOTALS | | 14-0 | 29 | 18 | 11 | 2.5 | 14.0 | 3 | 18 | 11 | 0 | 0 | 0 | 0 | 0 | 0 | 0 | 0 | 0 | 0 | 0 | 0 | 0 | 0 | 7-10 | |

## 2023 GAME-BY-GAME REGULAR-SEASON STATISTICS (JETS)

| | | | TACKLES | | | | | | | | INTERCEPTIONS | | | | | O. FUMB | | | | ST | | | | | | |
|---|---|---|---|---|---|---|---|---|---|---|---|---|---|---|---|---|---|---|---|---|---|---|---|---|---|---|
| DATE | OPPONENT | P/S | TK | S | A | SK | YDS | TFL | YDS | QBP | NO | YDS | LG | TD | PD | FF | FR | TD | YDS | TK | S | A | FF | FR | W/L | SCORE |
| 09/11 | Bills | S | 5 | 4 | 1 | 1.0 | 2.0 | 2 | 2 | 3 | 0 | 0 | 0 | 0 | 0 | 0 | 0 | 0 | 0 | 0 | 0 | 0 | 0 | 0 | W | 22-16+ |
| 09/17 | at Cowboys | S | 4 | 4 | 0 | 0.0 | 0.0 | 0 | 0 | 1 | 0 | 0 | 0 | 0 | 0 | 0 | 0 | 0 | 0 | 0 | 0 | 0 | 0 | 0 | L | 10-30 |
| 09/24 | Patriots | S | 3 | 2 | 1 | 0.0 | 0.0 | 0 | 0 | 1 | 0 | 0 | 0 | 0 | 0 | 0 | 0 | 0 | 0 | 0 | 0 | 0 | 0 | 0 | L | 10-15 |
| 10/01 | Chiefs | S | 1 | 1 | 0 | 0.0 | 0.0 | 1 | 4 | 1 | 0 | 0 | 0 | 0 | 0 | 0 | 0 | 0 | 0 | 0 | 0 | 0 | 0 | 0 | L | 20-23 |
| 10/08 | at Broncos | S | 3 | 2 | 1 | 1.0 | 11.0 | 1 | 11 | 5 | 0 | 0 | 0 | 0 | 0 | 1 | 0 | 0 | 0 | 0 | 0 | 0 | 0 | 0 | W | 31-21 |
| 10/15 | Eagles | S | 2 | 2 | 0 | 0.0 | 0.0 | 0 | 0 | 3 | 0 | 0 | 0 | 0 | 3 | 0 | 0 | 0 | 0 | 0 | 0 | 0 | 0 | 0 | W | 20-14 |
| 10/29 | at Giants | S | 6 | 3 | 3 | 2.0 | 9.0 | 2 | 9 | 4 | 0 | 0 | 0 | 0 | 0 | 0 | 0 | 0 | 0 | 0 | 0 | 0 | 0 | 0 | W | 13-10+ |
| 11/06 | Chargers | S | 2 | 1 | 1 | 0.5 | 4.5 | 0 | 0 | 5 | 0 | 0 | 0 | 0 | 0 | 0 | 0 | 0 | 0 | 0 | 0 | 0 | 0 | 0 | L | 6-27 |
| 11/12 | at Raiders | S | 2 | 0 | 2 | 0.5 | 4.0 | 0 | 0 | 5 | 0 | 0 | 0 | 0 | 1 | 0 | 0 | 0 | 0 | 0 | 0 | 0 | 0 | 0 | L | 12-16 |
| 11/19 | at Bills | S | 5 | 3 | 2 | 0.0 | 0.0 | 0 | 0 | 3 | 0 | 0 | 0 | 0 | 0 | 0 | 0 | 0 | 0 | 0 | 0 | 0 | 0 | 0 | L | 6-32 |
| 11/24 | Dolphins | S | 4 | 1 | 3 | 0.0 | 0.0 | 0 | 0 | 2 | 0 | 0 | 0 | 0 | 0 | 0 | 0 | 0 | 0 | 0 | 0 | 0 | 0 | 0 | L | 13-34 |
| 12/03 | Falcons | S | 4 | 2 | 2 | 1.5 | 12.5 | 2 | 11 | 6 | 0 | 0 | 0 | 0 | 0 | 0 | 0 | 0 | 0 | 0 | 0 | 0 | 0 | 0 | L | 8-13 |
| 12/10 | Texans | S | 2 | 1 | 1 | 0.0 | 0.0 | 0 | 0 | 4 | 0 | 0 | 0 | 0 | 1 | 0 | 0 | 0 | 0 | 0 | 0 | 0 | 0 | 0 | W | 30-6 |
| 12/17 | at Dolphins | S | 5 | 3 | 2 | 0.0 | 0.0 | 2 | 4 | 3 | 0 | 0 | 0 | 0 | 0 | 0 | 0 | 0 | 0 | 0 | 0 | 0 | 0 | 0 | L | 0-30 |
| 12/24 | Commanders | S | 2 | 2 | 0 | 0.0 | 0.0 | 0 | 0 | 4 | 0 | 0 | 0 | 0 | 1 | 0 | 0 | 0 | 0 | 0 | 0 | 0 | 0 | 0 | W | 30-28 |
| 12/28 | at Browns | S | 3 | 3 | 0 | 0.0 | 0.0 | 0 | 0 | 0 | 1 | 37 | 37 | 1 | 1 | 0 | 1 | 0 | 0 | 0 | 0 | 0 | 0 | 0 | L | 20-37 |
| 01/07 | at Patriots | S | 2 | 2 | 0 | 1.0 | 7.0 | 1 | 7 | 3 | 0 | 0 | 0 | 0 | 0 | 0 | 0 | 0 | 0 | 0 | 0 | 0 | 0 | 0 | W | 17-3 |
| **2023 TOTALS** | | **17-17** | **55** | **36** | **19** | **7.5** | **50.0** | **11** | **48** | **53** | **1** | **37** | **37T** | **1** | **7** | **1** | **1** | **0** | **0** | **0** | **0** | **0** | **0** | **0** | **7-10** | |

+ - Overtime

## 2024 GAME-BY-GAME REGULAR-SEASON STATISTICS (JETS)

| | | | TACKLES | | | | | | | | INTERCEPTIONS | | | | | O. FUMB | | | | ST | | | | | | |
|---|---|---|---|---|---|---|---|---|---|---|---|---|---|---|---|---|---|---|---|---|---|---|---|---|---|---|
| DATE | OPPONENT | P/S | TK | S | A | SK | YDS | TFL | YDS | QBP | NO | YDS | LG | TD | PD | FF | FR | TD | YDS | TK | S | A | FF | FR | W/L | SCORE |
| 09/09 | at 49ers | S | 2 | 2 | 0 | 0.0 | 0.0 | 0 | 0 | 2 | 0 | 0 | 0 | 0 | 0 | 0 | 0 | 0 | 0 | 0 | 0 | 0 | 0 | 0 | L | 19-32 |
| 09/15 | at Titans | S | 2 | 2 | 0 | 0.0 | 0.0 | 1 | 1 | 5 | 0 | 0 | 0 | 0 | 0 | 0 | 0 | 0 | 0 | 0 | 0 | 0 | 0 | 0 | W | 24-17 |
| 09/29 | Broncos | | | | | | | | | | INJURED RESERVE | | | | | | | | | | | | | | L | 9-10 |
| 10/06 | at Vikings | | | | | | | | | | INJURED RESERVE | | | | | | | | | | | | | | L | 17-23 |
| 10/14 | Bills | | | | | | | | | | INJURED RESERVE | | | | | | | | | | | | | | L | 20-23 |
| 10/20 | at Steelers | | | | | | | | | | INJURED RESERVE | | | | | | | | | | | | | | L | 15-37 |
| 10/27 | at Patriots | | | | | | | | | | INJURED RESERVE | | | | | | | | | | | | | | L | 22-25 |
| 10/31 | Texans | | | | | | | | | | INJURED RESERVE | | | | | | | | | | | | | | W | 21-13 |
| 11/10 | at Cardinals | | | | | | | | | | INJURED RESERVE | | | | | | | | | | | | | | L | 6-31 |
| 11/17 | Colts | | | | | | | | | | INJURED RESERVE | | | | | | | | | | | | | | L | 27-28 |
| 12/01 | Seahawks | | | | | | | | | | INJURED RESERVE | | | | | | | | | | | | | | L | 21-26 |
| 12/08 | at Dolphins | | | | | | | | | | INJURED RESERVE | | | | | | | | | | | | | | L | 26-32+ |
| 12/15 | at Jaguars | | | | | | | | | | INJURED RESERVE | | | | | | | | | | | | | | W | 32-25 |
| 12/22 | Rams | | | | | | | | | | INJURED RESERVE | | | | | | | | | | | | | | L | 9-19 |
| 12/29 | at Bills | | | | | | | | | | INJURED RESERVE | | | | | | | | | | | | | | L | 14-40 |
| 01/05 | Dolphins | | | | | | | | | | INJURED RESERVE | | | | | | | | | | | | | | W | 32-20 |
| **2024 TOTALS** | | **2-2** | **4** | **4** | **0** | **0.0** | **0.0** | **1** | **1** | **7** | **0** | **0** | **0** | **0** | **0** | **0** | **0** | **0** | **0** | **0** | **0** | **0** | **0** | **0** | **4-12** | |

+ - Overtime

## 2025 GAME-BY-GAME REGULAR-SEASON STATISTICS (JETS)

| | | | TACKLES | | | | | | | | INTERCEPTIONS | | | | | O. FUMB | | | | ST | | | | | | |
|---|---|---|---|---|---|---|---|---|---|---|---|---|---|---|---|---|---|---|---|---|---|---|---|---|---|---|
| DATE | OPPONENT | P/S | TK | S | A | SK | YDS | TFL | YDS | QBP | NO | YDS | LG | TD | PD | FF | FR | TD | YDS | TK | S | A | FF | FR | W/L | SCORE |
| 09/07 | Steelers | S | 3 | 0 | 3 | 0.0 | 0.0 | 0 | 0 | 2 | 0 | 0 | 0 | 0 | 0 | 0 | 0 | 0 | 0 | 0 | 0 | 0 | 0 | 0 | L | 32-34 |
| 09/14 | Bills | S | 4 | 2 | 2 | 0.0 | 0.0 | 0 | 0 | 2 | 0 | 0 | 0 | 0 | 1 | 0 | 0 | 0 | 0 | 0 | 0 | 0 | 0 | 0 | L | 10-30 |
| 09/21 | at Buccaneers | | | | | | | | | | INACTIVE | | | | | | | | | | | | | | L | 27-29 |
| 09/29 | at Dolphins | | | | | | | | | | INACTIVE | | | | | | | | | | | | | | L | 21-27 |
| 10/05 | Cowboys | | | | | | | | | | INACTIVE | | | | | | | | | | | | | | L | 22-37 |
| 10/12 | Broncos | S | 5 | 4 | 1 | 1.0 | 6.0 | 1 | 6 | 4 | 0 | 0 | 0 | 0 | 0 | 0 | 0 | 0 | 0 | 0 | 0 | 0 | 0 | 0 | L | 11-13 |
| 10/19 | Panthers | S | 4 | 2 | 2 | 0.0 | 0.0 | 0 | 0 | 3 | 0 | 0 | 0 | 0 | 0 | 0 | 0 | 0 | 0 | 0 | 0 | 0 | 0 | 0 | L | 6-13 |
| 10/26 | at Bengals | S | 3 | 3 | 0 | 0.0 | 0.0 | 0 | 0 | 2 | 0 | 0 | 0 | 0 | 0 | 0 | 0 | 0 | 0 | 0 | 0 | 0 | 0 | 0 | W | 39-38 |
| 11/09 | Browns | S | 4 | 2 | 2 | 1.0 | 7.0 | 2 | 8 | 9 | 0 | 0 | 0 | 0 | 0 | 0 | 0 | 0 | 0 | 0 | 0 | 0 | 0 | 0 | W | 27-20 |
| 11/13 | at Patriots | S | 2 | 1 | 1 | 1.0 | 10.0 | 1 | 10 | 4 | 0 | 0 | 0 | 0 | 0 | 0 | 0 | 0 | 0 | 0 | 0 | 0 | 0 | 0 | L | 14-27 |
| 11/23 | at Ravens | S | 4 | 0 | 4 | 0.0 | 0.0 | 0 | 0 | 2 | 0 | 0 | 0 | 0 | 0 | 0 | 0 | 0 | 0 | 0 | 0 | 0 | 0 | 0 | L | 10-23 |
| 11/30 | Falcons | S | 5 | 3 | 2 | 0.0 | 0.0 | 0 | 0 | 2 | 0 | 0 | 0 | 0 | 0 | 0 | 0 | 0 | 0 | 0 | 0 | 0 | 0 | 0 | W | 27-24 |
| 12/07 | Dolphins | S | 1 | 0 | 1 | 0.0 | 0.0 | 0 | 0 | 2 | 0 | 0 | 0 | 0 | 0 | 0 | 0 | 0 | 0 | 0 | 0 | 0 | 0 | 0 | L | 10-34 |
| 12/14 | at Jaguars | P | 2 | 1 | 1 | 0.0 | 0.0 | 0 | 0 | 0 | 0 | 0 | 0 | 0 | 0 | 0 | 0 | 0 | 0 | 0 | 0 | 0 | 0 | 0 | L | 20-48 |
| 12/21 | at Saints | S | 2 | 1 | 1 | 0.0 | 0.0 | 0 | 0 | 1 | 0 | 0 | 0 | 0 | 0 | 0 | 0 | 0 | 0 | 0 | 0 | 0 | 0 | 0 | L | 6-29 |
| 12/28 | Patriots | S | 2 | 2 | 0 | 0.0 | 0.0 | 1 | 2 | 1 | 0 | 0 | 0 | 0 | 1 | 0 | 0 | 0 | 0 | 0 | 0 | 0 | 0 | 0 | L | 10-42 |
| 01/04 | at Bills | S | 2 | 1 | 1 | 0.0 | 0.0 | 0 | 0 | 0 | 0 | 0 | 0 | 0 | 0 | 0 | 0 | 0 | 0 | 0 | 0 | 0 | 0 | 0 | L | 8-35 |
| **2025 TOTALS** | | **14-13** | **43** | **22** | **21** | **3.0** | **23.0** | **5** | **26** | **34** | **0** | **0** | **0** | **0** | **2** | **0** | **0** | **0** | **0** | **0** | **0** | **0** | **0** | **0** | **3-14** | |

## 2026 GAME-BY-GAME REGULAR-SEASON STATISTICS (TITANS)

| | | | TACKLES | | | | | | | | INTERCEPTIONS | | | | | O. FUMB | | | | ST | | | | | | |
|---|---|---|---|---|---|---|---|---|---|---|---|---|---|---|---|---|---|---|---|---|---|---|---|---|---|---|
| DATE | OPPONENT | P/S | TK | S | A | SK | YDS | TFL | YDS | QBP | NO | YDS | LG | TD | PD | FF | FR | TD | YDS | TK | S | A | FF | FR | W/L | SCORE |
| 09/13 | Jets | S | 2 | 1 | 1 | 0.0 | 0.0 | 0 | 0 | 1 | 0 | 0 | 0 | 0 | 0 | 0 | 0 | 0 | 0 | 0 | 0 | 0 | 0 | 0 | L | 10-23 |
| 09/20 | Eagles | S | 2 | 1 | 1 | 0.0 | 0.0 | 0 | 0 | 4 | 0 | 0 | 0 | 0 | 0 | 0 | 0 | 0 | 0 | 0 | 0 | 0 | 0 | 0 | L | 20-24 |
| 09/27 | at Giants | S | 4 | 0 | 4 | 0.0 | 0.0 | 0 | 0 | 3 | 0 | 0 | 0 | 0 | 0 | 0 | 0 | 0 | 0 | 0 | 0 | 0 | 0 | 0 | L | 7-12 |
| 10/04 | at Ravens | S | 4 | 2 | 2 | 1.0 | 5.0 | 2 | 11 | 3 | 0 | 0 | 0 | 0 | 0 | 0 | 0 | 0 | 0 | 0 | 0 | 0 | 0 | 0 | L | 18-24 |
| 10/11 | Texans | S | 2 | 0 | 2 | 0.0 | 0.0 | 0 | 0 | 2 | 0 | 0 | 0 | 0 | 0 | 0 | 0 | 0 | 0 | 0 | 0 | 0 | 0 | 0 | L | 3-26 |
| 10/18 | at Colts | S | 2 | 2 | 0 | 2.0 | 16.0 | 2 | 16 | 7 | 0 | 0 | 0 | 0 | 0 | 0 | 0 | 0 | 0 | 0 | 0 | 0 | 0 | 0 | W | 26-20 |
| 10/25 | Browns | S | 2 | 2 | 0 | 0.0 | 0.0 | 0 | 0 | 4 | 0 | 0 | 0 | 0 | 0 | 0 | 0 | 0 | 0 | 0 | 0 | 0 | 0 | 0 | L | 24-27 |
| **2026 TOTALS** | | **7-7** | **18** | **8** | **10** | **3.0** | **21.0** | **4** | **27** | **24** | **0** | **0** | **0** | **0** | **0** | **0** | **0** | **0** | **0** | **0** | **0** | **0** | **0** | **0** | **1-6** | |



# JAYLON JONES

## CORNERBACK ★ 6'2" ★ 203 LBS

**COLLEGE:** TEXAS A&M ★ **HOMETOWN:** CIBOLO, TEXAS
**NFL EXPERIENCE (NFL/TITANS):** 4/1 ★ **ACQUIRED:** FA-'26
**GAMES PLAYED/GAMES STARTED:** 46/29(Playoffs: 0/0)

42

### CAREER HIGHLIGHTS

• Jones was named the AFC Defensive Player of the Week for Week 3 of 2024. In the Colts' 21-16 win against the Chicago Bears, Jones compiled five tackles, two interceptions and a stop for loss. He recorded his first career interception in the second quarter halting a Chicago drive in Colts territory.

**PRO:** The Titans signed Jaylon Jones prior to the start of the 2026 regular season to add depth and experience to the cornerback room. The 6-foot-2-inch, 203-pounder was originally selected by the Indianapolis Colts in the seventh round of the 2023 NFL Draft. Prior to his arrival in Tennessee, the Texas A&M product appeared in 44 games with 29 starts in his first three NFL campaigns with the Colts and amassed 157 tackles, two interceptions, 21 passes defensed, five stops for loss, a forced fumble and five special teams stops.

### TITANS TIDBITS:

• Jones comes from a military family and credits his parents' military background for being disciplined in every aspect of his life. His father, Virgil, is a retired Navy chief petty officer first class and his mother, Alisha, is a Navy veteran and a business analyst with the U.S. Army Installation Command at Fort Sam Houston in San Antonio. The military lifestyle allowed Jones to spend parts of his childhood in Miami and Japan before settling in Texas.
• In May of 2022, Jones hosted a football camp for kids aged seven through 14 at Fort Hood to give back to military kids.

### CAREER TRANSACTIONS:

• The Cibolo, Texas, native was selected by the Indianapolis Colts in the seventh round (221st overall) of the 2023 NFL Draft.
• Waived by the Colts on Sept. 8, 2026.
• Signed by the Titans as a free agent on Sept. 10, 2026.

### SEASON RECAPS:

**2026 (2/0 - Tennessee):**
• Against N.Y. Jets (9/13), was inactive.
• Against Philadelphia (9/20), made his Titans debut as a reserve on special teams.
• At N.Y. Giants (9/27), was inactive.
• At Baltimore (10/4), was inactive.
• Against Houston (10/11), was inactive.
• At Indianapolis (10/18), played as a reserve on special teams.
• Against Cleveland (10/25), was inactive.

**2025 (10/2 - Indianapolis):** Appeared in 10 games with two starts at cornerback and notched 14 tackles with four passes defensed, a stop for loss and four special teams stops. Placed on injured reserve on Sept. 13 and missed seven games before being designated to return on Nov. 1.
• At Pittsburgh (11/2), started at cornerback and posted four tackles with a pass defensed and a stop for loss.
• At Jacksonville (12/7), started at cornerback and notched four solo stops.

**2024 (17/17 - Indianapolis):** Started all 17 games and recorded single-season career-highs in tackles (100), solo tackles (66), tackles for loss (three), passes defensed (12), interceptions (two) and forced fumbles (one).
• Against Houston (9/8), registered nine tackles, a stop for loss and a pass defensed.
• Against Chicago (9/22), named AFC Defensive Player of the Week after tallying five tackles, two interceptions and a stop for loss. It marked his first two career interceptions.
• At Jacksonville (10/6), compiled six tackles, two passes defensed and his first career forced fumble.
• At N.Y. Jets (11/17), tallied five tackles and tied a career-best with two passes defensed.

**2023 (17/10 - Indianapolis):** Appeared in all 17 games with 10 starts as a rookie and tallied 43 tackles, a stop for loss, five passes defensed and a special teams stop. In Week 5 vs. TEN, he made his first career start and collected two tackles (one solo).
• At Carolina (11/5), totaled five solo tackles and a pass defensed.
• At Tennessee (12/3), registered a season-high six tackles and a pass defensed.

### COLLEGE:

• Started all 32 games he played in at Texas A&M (2020-22) and totaled 98 tackles, two tackles for loss, 17 passes defensed, three interceptions and a fumble recovery. Was a two-time Aggie Team Defense Attitude Award winner (2021-22).
• As a junior (2022), started all 10 games he appeared in and tallied 33 tackles, two passes defensed and a fumble recovery.
• As a sophomore (2021), started all 12 games and recorded 35 tackles, a stop for loss, eight passes defensed and a team-high two interceptions.
• As a true freshman (2020), started all 10 games he saw action in and accumulated 30 tackles, a stop for loss, a team-best seven passes defensed and an interception.
• Majored in communication at Texas A&M.

### PERSONAL:

• Attended Steele (Cibolo, Texas) High School and was rated the No. 2 recruit in Texas and the No. 1 safety in the nation in the 2020 class.
• As a senior (2019), played both ways and was a second team All-State honoree after he finished with 34 tackles, four interceptions and two forced fumbles. Also added 30 receptions for 549 yards with five touchdowns.
• As a junior (2018), earned first team All-District honors after tallying 36 tackles, seven passes defensed and a forced fumble.
• Also lettered in track and was part of a 4x200 relay team that made it to the state championships in 2019.
• Participated in the NFL's My Cause My Cleats initiative and represented Mental Health & Wealth in 2023.
• Married to his wife, Morgan.
• Follow Jones on Instagram at @jaylonjonez and on X at @OriginalJaylon.
• Born Jaylon Jones on April 3, 2002 in Jacksonville, Fla.

### REGULAR SEASON COMPARISON: DEFENSIVE - CINCINNATI BENGALS

| | | | | TACKLES | | | | | | | | | | MISC | |
|---|---|---|---|---|---|---|---|---|---|---|---|---|---|---|---|
| DATE | OPP | W/L | GP/GS | TOT | SOLO | ASST | SACK | YDS. | INT | TFL | PD | QBH | TD | FF | FR |
| 12/10/23 | IND @ CIN | L | S | 5 | 4 | 1 | 0.0 | 0.0 | 0 | 1 | 0 | 0 | 0 | 0 | 0 |
| TOTALS | | 0/1 | 1/1 | 5 | 4 | 1 | 0.0 | 0.0 | 0 | 1 | 0 | 0 | 0 | 0 | 0 |

## JAYLON JONES' NFL REGULAR SEASON DEFENSIVE STATISTICS

| | | | | TACKLES | | | | | | | | INTERCEPTIONS | | | | | O. FUMB | | | | ST | | | | | MISC | |
|---|---|---|---|---|---|---|---|---|---|---|---|---|---|---|---|---|---|---|---|---|---|---|---|---|---|---|---|
| DATE | TEAM | GP | GS | TK | S | A | TFL | YDS | SK | YDS | QBP | NO | YDS | LG | TD | PD | FF | FR | TD | YDS | TK | S | A | FF | FR | S | A |
| 2023 | Colts | 17 | 10 | 43 | 32 | 11 | 1 | 0 | 0.0 | 0.0 | 0 | 0 | 0 | 0 | 0 | 5 | 0 | 0 | 0 | 0 | 1 | 1 | 0 | 0 | 0 | 0 | 0 |
| 2024 | Colts | 17 | 17 | 100 | 66 | 34 | 3 | 4 | 0.0 | 0.0 | 0 | 2 | 5 | 5 | 0 | 12 | 1 | 0 | 0 | 0 | 0 | 0 | 0 | 0 | 0 | 0 | 0 |
| 2025 | Colts | 10 | 2 | 14 | 10 | 4 | 1 | 2 | 0.0 | 0.0 | 0 | 0 | 0 | 0 | 0 | 4 | 0 | 0 | 0 | 0 | 4 | 3 | 1 | 0 | 0 | 0 | 0 |
| 2026 | Titans | 2 | 0 | 0 | 0 | 0 | 0 | 0 | 0.0 | 0.0 | 0 | 0 | 0 | 0 | 0 | 0 | 0 | 0 | 0 | 0 | 0 | 0 | 0 | 0 | 0 | 0 | 0 |
| NFL TOTALS | | 46 | 29 | 157 | 108 | 49 | 5 | 6 | 0.0 | 0.0 | 0 | 2 | 5 | 5 | 0 | 21 | 1 | 0 | 0 | 0 | 5 | 4 | 1 | 0 | 0 | 0 | 0 |

## SINGLE-GAME HIGHS: DEFENSIVE

| | |
|---|---|
| **Total Tackles** | 9 (2 times, last vs. Jacksonville Jaguars, Jan 05, 2025) |
| **Solo Tackles** | 7 (vs. Houston Texans, Sep 08, 2024) |
| **Passes Defensed** | 2 (3 times, last at New York Jets, Nov 17, 2024) |
| **Forced Fumbles** | 1 (at Jacksonville Jaguars, Oct 06, 2024) |
| **Tackles For Loss** | 1 (5 times, last at Pittsburgh Steelers, Nov 02, 2025) |
| **Interceptions** | 2 (vs. Chicago Bears, Sep 22, 2024) |
| **Interception Return Yards** | 5 (vs. Chicago Bears, Sep 22, 2024) |
| **Special Teams Tackles** | 2 (vs. Atlanta Falcons, Nov 09, 2025) |

## 2023 GAME-BY-GAME REGULAR-SEASON STATISTICS (COLTS)

| | | | TACKLES | | | | | | | | INTERCEPTIONS | | | | | O. FUMB | | | | ST | | | | | | |
|---|---|---|---|---|---|---|---|---|---|---|---|---|---|---|---|---|---|---|---|---|---|---|---|---|---|---|
| DATE | OPPONENT | P/S | TK | S | A | SK | YDS | TFL | YDS | QBP | NO | YDS | LG | TD | PD | FF | FR | TD | YDS | TK | S | A | FF | FR | W/L | SCORE |
| 09/10 | Jaguars | P | 0 | 0 | 0 | 0.0 | 0.0 | 0 | 0 | 0 | 0 | 0 | 0 | 0 | 0 | 0 | 0 | 0 | 0 | 0 | 0 | 0 | 0 | 0 | L | 21-31 |
| 09/17 | at Texans | P | 0 | 0 | 0 | 0.0 | 0.0 | 0 | 0 | 0 | 0 | 0 | 0 | 0 | 0 | 0 | 0 | 0 | 0 | 0 | 0 | 0 | 0 | 0 | W | 31-20 |
| 09/24 | at Ravens | P | 0 | 0 | 0 | 0.0 | 0.0 | 0 | 0 | 0 | 0 | 0 | 0 | 0 | 0 | 0 | 0 | 0 | 0 | 1 | 1 | 0 | 0 | 0 | W | 22-19+ |
| 10/01 | Rams | P | 0 | 0 | 0 | 0.0 | 0.0 | 0 | 0 | 0 | 0 | 0 | 0 | 0 | 0 | 0 | 0 | 0 | 0 | 0 | 0 | 0 | 0 | 0 | L | 23-29+ |
| 10/08 | Titans | S | 2 | 1 | 1 | 0.0 | 0.0 | 0 | 0 | 0 | 0 | 0 | 0 | 0 | 0 | 0 | 0 | 0 | 0 | 0 | 0 | 0 | 0 | 0 | W | 23-16 |
| 10/15 | at Jaguars | P | 1 | 1 | 0 | 0.0 | 0.0 | 0 | 0 | 0 | 0 | 0 | 0 | 0 | 0 | 0 | 0 | 0 | 0 | 0 | 0 | 0 | 0 | 0 | L | 20-37 |
| 10/22 | Browns | P | 1 | 0 | 1 | 0.0 | 0.0 | 0 | 0 | 0 | 0 | 0 | 0 | 0 | 0 | 0 | 0 | 0 | 0 | 0 | 0 | 0 | 0 | 0 | L | 38-39 |
| 10/29 | Saints | S | 2 | 1 | 1 | 0.0 | 0.0 | 0 | 0 | 0 | 0 | 0 | 0 | 0 | 1 | 0 | 0 | 0 | 0 | 0 | 0 | 0 | 0 | 0 | L | 27-38 |
| 11/05 | at Panthers | S | 5 | 5 | 0 | 0.0 | 0.0 | 0 | 0 | 0 | 0 | 0 | 0 | 0 | 1 | 0 | 0 | 0 | 0 | 0 | 0 | 0 | 0 | 0 | W | 27-13 |
| 11/12 | at Patriots | S | 5 | 4 | 1 | 0.0 | 0.0 | 0 | 0 | 0 | 0 | 0 | 0 | 0 | 0 | 0 | 0 | 0 | 0 | 0 | 0 | 0 | 0 | 0 | W | 10-6 |
| 11/26 | Buccaneers | S | 5 | 4 | 1 | 0.0 | 0.0 | 0 | 0 | 0 | 0 | 0 | 0 | 0 | 0 | 0 | 0 | 0 | 0 | 0 | 0 | 0 | 0 | 0 | W | 27-20 |
| 12/03 | at Titans | S | 6 | 5 | 1 | 0.0 | 0.0 | 0 | 0 | 0 | 0 | 0 | 0 | 0 | 1 | 0 | 0 | 0 | 0 | 0 | 0 | 0 | 0 | 0 | W | 31-28+ |
| 12/10 | at Bengals | S | 5 | 4 | 1 | 0.0 | 0.0 | 1 | 0 | 0 | 0 | 0 | 0 | 0 | 0 | 0 | 0 | 0 | 0 | 0 | 0 | 0 | 0 | 0 | L | 14-34 |
| 12/16 | Steelers | S | 4 | 3 | 1 | 0.0 | 0.0 | 0 | 0 | 0 | 0 | 0 | 0 | 0 | 0 | 0 | 0 | 0 | 0 | 0 | 0 | 0 | 0 | 0 | W | 30-13 |
| 12/24 | at Falcons | S | 1 | 0 | 1 | 0.0 | 0.0 | 0 | 0 | 0 | 0 | 0 | 0 | 0 | 1 | 0 | 0 | 0 | 0 | 0 | 0 | 0 | 0 | 0 | L | 10-29 |
| 12/31 | Raiders | S | 3 | 3 | 0 | 0.0 | 0.0 | 0 | 0 | 0 | 0 | 0 | 0 | 0 | 1 | 0 | 0 | 0 | 0 | 0 | 0 | 0 | 0 | 0 | W | 23-20 |
| 01/06 | Texans | P | 3 | 1 | 2 | 0.0 | 0.0 | 0 | 0 | 0 | 0 | 0 | 0 | 0 | 0 | 0 | 0 | 0 | 0 | 0 | 0 | 0 | 0 | 0 | L | 19-23 |
| 2023 TOTALS | | 17-10 | 43 | 32 | 11 | 0.0 | 0.0 | 1 | 0 | 0 | 0 | 0 | 0 | 0 | 5 | 0 | 0 | 0 | 0 | 1 | 1 | 0 | 0 | 0 | 9-8 | |

+ - Overtime

## 2024 GAME-BY-GAME REGULAR-SEASON STATISTICS (COLTS)

| | | | TACKLES | | | | | | | | INTERCEPTIONS | | | | | O. FUMB | | | | ST | | | | | | |
|---|---|---|---|---|---|---|---|---|---|---|---|---|---|---|---|---|---|---|---|---|---|---|---|---|---|---|
| DATE | OPPONENT | P/S | TK | S | A | SK | YDS | TFL | YDS | QBP | NO | YDS | LG | TD | PD | FF | FR | TD | YDS | TK | S | A | FF | FR | W/L | SCORE |
| 09/08 | Texans | S | 9 | 7 | 2 | 0.0 | 0.0 | 1 | 2 | 0 | 0 | 0 | 0 | 0 | 1 | 0 | 0 | 0 | 0 | 0 | 0 | 0 | 0 | 0 | L | 27-29 |
| 09/15 | at Packers | S | 6 | 2 | 4 | 0.0 | 0.0 | 0 | 0 | 0 | 0 | 0 | 0 | 0 | 0 | 0 | 0 | 0 | 0 | 0 | 0 | 0 | 0 | 0 | L | 10-16 |
| 09/22 | Bears | S | 5 | 4 | 1 | 0.0 | 0.0 | 1 | 1 | 0 | 2 | 5 | 5 | 0 | 2 | 0 | 0 | 0 | 0 | 0 | 0 | 0 | 0 | 0 | W | 21-16 |
| 09/29 | Steelers | S | 6 | 5 | 1 | 0.0 | 0.0 | 0 | 0 | 0 | 0 | 0 | 0 | 0 | 1 | 0 | 0 | 0 | 0 | 0 | 0 | 0 | 0 | 0 | W | 27-24 |
| 10/06 | at Jaguars | S | 6 | 5 | 1 | 0.0 | 0.0 | 0 | 0 | 0 | 0 | 0 | 0 | 0 | 2 | 1 | 0 | 0 | 0 | 0 | 0 | 0 | 0 | 0 | L | 34-37 |
| 10/13 | at Titans | S | 7 | 6 | 1 | 0.0 | 0.0 | 0 | 0 | 0 | 0 | 0 | 0 | 0 | 1 | 0 | 0 | 0 | 0 | 0 | 0 | 0 | 0 | 0 | W | 20-17 |
| 10/20 | Dolphins | S | 7 | 3 | 4 | 0.0 | 0.0 | 1 | 1 | 0 | 0 | 0 | 0 | 0 | 1 | 0 | 0 | 0 | 0 | 0 | 0 | 0 | 0 | 0 | W | 16-10 |
| 10/27 | at Texans | S | 6 | 5 | 1 | 0.0 | 0.0 | 0 | 0 | 0 | 0 | 0 | 0 | 0 | 1 | 0 | 0 | 0 | 0 | 0 | 0 | 0 | 0 | 0 | L | 20-23 |
| 11/03 | at Vikings | S | 7 | 3 | 4 | 0.0 | 0.0 | 0 | 0 | 0 | 0 | 0 | 0 | 0 | 0 | 0 | 0 | 0 | 0 | 0 | 0 | 0 | 0 | 0 | L | 13-21 |
| 11/10 | Bills | S | 5 | 4 | 1 | 0.0 | 0.0 | 0 | 0 | 0 | 0 | 0 | 0 | 0 | 0 | 0 | 0 | 0 | 0 | 0 | 0 | 0 | 0 | 0 | L | 20-30 |
| 11/17 | at Jets | S | 5 | 3 | 2 | 0.0 | 0.0 | 0 | 0 | 0 | 0 | 0 | 0 | 0 | 2 | 0 | 0 | 0 | 0 | 0 | 0 | 0 | 0 | 0 | W | 28-27 |
| 11/24 | Lions | S | 3 | 1 | 2 | 0.0 | 0.0 | 0 | 0 | 0 | 0 | 0 | 0 | 0 | 0 | 0 | 0 | 0 | 0 | 0 | 0 | 0 | 0 | 0 | L | 6-24 |
| 12/01 | at Patriots | S | 5 | 5 | 0 | 0.0 | 0.0 | 0 | 0 | 0 | 0 | 0 | 0 | 0 | 0 | 0 | 0 | 0 | 0 | 0 | 0 | 0 | 0 | 0 | W | 25-24 |
| 12/15 | at Broncos | S | 4 | 2 | 2 | 0.0 | 0.0 | 0 | 0 | 0 | 0 | 0 | 0 | 0 | 1 | 0 | 0 | 0 | 0 | 0 | 0 | 0 | 0 | 0 | L | 13-31 |
| 12/22 | Titans | S | 4 | 4 | 0 | 0.0 | 0.0 | 0 | 0 | 0 | 0 | 0 | 0 | 0 | 0 | 0 | 0 | 0 | 0 | 0 | 0 | 0 | 0 | 0 | W | 38-30 |
| 12/29 | at Giants | S | 6 | 2 | 4 | 0.0 | 0.0 | 0 | 0 | 0 | 0 | 0 | 0 | 0 | 0 | 0 | 0 | 0 | 0 | 0 | 0 | 0 | 0 | 0 | L | 33-45 |
| 01/05 | Jaguars | S | 9 | 5 | 4 | 0.0 | 0.0 | 0 | 0 | 0 | 0 | 0 | 0 | 0 | 0 | 0 | 0 | 0 | 0 | 0 | 0 | 0 | 0 | 0 | W | 26-23+ |
| **2024 TOTALS** | | **17-17** | **100** | **66** | **34** | **0.0** | **0.0** | **3** | **4** | **0** | **2** | **5** | **5** | **0** | **12** | **1** | **0** | **0** | **0** | **0** | **0** | **0** | **0** | **0** | **8-9** | |

+ - Overtime

## 2025 GAME-BY-GAME REGULAR-SEASON STATISTICS (COLTS)

| | | | TACKLES | | | | | | | | INTERCEPTIONS | | | | | O. FUMB | | | | ST | | | | | | |
|---|---|---|---|---|---|---|---|---|---|---|---|---|---|---|---|---|---|---|---|---|---|---|---|---|---|---|
| DATE | OPPONENT | P/S | TK | S | A | SK | YDS | TFL | YDS | QBP | NO | YDS | LG | TD | PD | FF | FR | TD | YDS | TK | S | A | FF | FR | W/L | SCORE |
| 09/07 | Dolphins | P | 0 | 0 | 0 | 0.0 | 0.0 | 0 | 0 | 0 | 0 | 0 | 0 | 0 | 0 | 0 | 0 | 0 | 0 | 0 | 0 | 0 | 0 | 0 | W | 33-8 |
| 09/14 | Broncos | | | | | | | | | | INJURED RESERVE | | | | | | | | | | | | | | W | 29-28 |
| 09/21 | at Titans | | | | | | | | | | INJURED RESERVE | | | | | | | | | | | | | | W | 41-20 |
| 09/28 | at Rams | | | | | | | | | | INJURED RESERVE | | | | | | | | | | | | | | L | 20-27 |
| 10/05 | Raiders | | | | | | | | | | INJURED RESERVE | | | | | | | | | | | | | | W | 40-6 |
| 10/12 | Cardinals | | | | | | | | | | INJURED RESERVE | | | | | | | | | | | | | | W | 31-27 |
| 10/19 | at Chargers | | | | | | | | | | INJURED RESERVE | | | | | | | | | | | | | | W | 38-24 |
| 10/26 | Titans | | | | | | | | | | INJURED RESERVE | | | | | | | | | | | | | | W | 38-14 |
| 11/02 | at Steelers | S | 4 | 2 | 2 | 0.0 | 0.0 | 1 | 2 | 0 | 0 | 0 | 0 | 0 | 1 | 0 | 0 | 0 | 0 | 0 | 0 | 0 | 0 | 0 | L | 20-27 |
| 11/09 | Falcons | P | 0 | 0 | 0 | 0.0 | 0.0 | 0 | 0 | 0 | 0 | 0 | 0 | 0 | 1 | 0 | 0 | 0 | 0 | 2 | 2 | 0 | 0 | 0 | W | 31-25+ |
| 11/23 | at Chiefs | P | 0 | 0 | 0 | 0.0 | 0.0 | 0 | 0 | 0 | 0 | 0 | 0 | 0 | 0 | 0 | 0 | 0 | 0 | 1 | 0 | 1 | 0 | 0 | L | 20-23+ |
| 11/30 | Texans | P | 2 | 1 | 1 | 0.0 | 0.0 | 0 | 0 | 0 | 0 | 0 | 0 | 0 | 0 | 0 | 0 | 0 | 0 | 0 | 0 | 0 | 0 | 0 | L | 16-20 |
| 12/07 | at Jaguars | S | 4 | 4 | 0 | 0.0 | 0.0 | 0 | 0 | 0 | 0 | 0 | 0 | 0 | 0 | 0 | 0 | 0 | 0 | 0 | 0 | 0 | 0 | 0 | L | 19-36 |
| 12/14 | at Seahawks | P | 0 | 0 | 0 | 0.0 | 0.0 | 0 | 0 | 0 | 0 | 0 | 0 | 0 | 0 | 0 | 0 | 0 | 0 | 0 | 0 | 0 | 0 | 0 | L | 16-18 |
| 12/22 | 49ers | P | 0 | 0 | 0 | 0.0 | 0.0 | 0 | 0 | 0 | 0 | 0 | 0 | 0 | 1 | 0 | 0 | 0 | 0 | 0 | 0 | 0 | 0 | 0 | L | 27-48 |
| 12/28 | Jaguars | P | 0 | 0 | 0 | 0.0 | 0.0 | 0 | 0 | 0 | 0 | 0 | 0 | 0 | 0 | 0 | 0 | 0 | 0 | 1 | 1 | 0 | 0 | 0 | L | 17-23 |
| 01/04 | at Texans | P | 4 | 3 | 1 | 0.0 | 0.0 | 0 | 0 | 0 | 0 | 0 | 0 | 0 | 1 | 0 | 0 | 0 | 0 | 0 | 0 | 0 | 0 | 0 | L | 30-38 |
| **2025 TOTALS** | | **10-2** | **14** | **10** | **4** | **0.0** | **0.0** | **1** | **2** | **0** | **0** | **0** | **0** | **0** | **4** | **0** | **0** | **0** | **0** | **4** | **3** | **1** | **0** | **0** | **8-9** | |

+ - Overtime

## 2026 GAME-BY-GAME REGULAR-SEASON STATISTICS (TITANS)

| | | | TACKLES | | | | | | | | INTERCEPTIONS | | | | | O. FUMB | | | | ST | | | | | | |
|---|---|---|---|---|---|---|---|---|---|---|---|---|---|---|---|---|---|---|---|---|---|---|---|---|---|---|
| DATE | OPPONENT | P/S | TK | S | A | SK | YDS | TFL | YDS | QBP | NO | YDS | LG | TD | PD | FF | FR | TD | YDS | TK | S | A | FF | FR | W/L | SCORE |
| 09/13 | Jets | | | | | | | | | | INACTIVE | | | | | | | | | | | | | | L | 10-23 |
| 09/20 | Eagles | P | 0 | 0 | 0 | 0.0 | 0.0 | 0 | 0 | 0 | 0 | 0 | 0 | 0 | 0 | 0 | 0 | 0 | 0 | 0 | 0 | 0 | 0 | 0 | L | 20-24 |
| 09/27 | at Giants | | | | | | | | | | INACTIVE | | | | | | | | | | | | | | L | 7-12 |
| 10/04 | at Ravens | | | | | | | | | | INACTIVE | | | | | | | | | | | | | | L | 18-24 |
| 10/11 | Texans | | | | | | | | | | INACTIVE | | | | | | | | | | | | | | L | 3-26 |
| 10/18 | at Colts | P | 0 | 0 | 0 | 0.0 | 0.0 | 0 | 0 | 0 | 0 | 0 | 0 | 0 | 0 | 0 | 0 | 0 | 0 | 0 | 0 | 0 | 0 | 0 | W | 26-20 |
| 10/25 | Browns | | | | | | | | | | INACTIVE | | | | | | | | | | | | | | L | 24-27 |
| **2026 TOTALS** | | **2-0** | **0** | **0** | **0** | **0.0** | **0.0** | **0** | **0** | **0** | **0** | **0** | **0** | **0** | **0** | **0** | **0** | **0** | **0** | **0** | **0** | **0** | **0** | **0** | **1-6** | |



# TRUMAN JONES

## DEFENSIVE END ★ 6'3" ★ 255 LBS

**COLLEGE:** HARVARD ★ **HOMETOWN:** ATLANTA, GA.
**NFL EXPERIENCE (NFL/TITANS):** 2/2 ★ **ACQUIRED:** FA-'25
**GAMES PLAYED/GAMES STARTED:** 18/0(Playoffs: 0/0)

56

2023

**PRO:** The Titans signed Truman Jones off the New England Patriots' practice squad in the middle of the 2025 regular season to add depth to the pass rush. The Harvard product saw action in nine games with the Titans in 2025 and registered 10 tackles, 1.5 sacks, five quarterback pressures, two stops for loss and a pass defensed. The 6-foot-3-inch, 255-pounder spent his entire rookie campaign and most of the 2024 season on the Kansas City Chiefs' practice squad before joining the Patriots later that campaign.

### TITANS TIDBITS:

• In 2022, Jones was awarded the Bulger Lowe Award, given to the best defensive player in New England. The Bulger Lowe is the nation's second-oldest award in college football, after only the Heisman Trophy.
• Jones was a decorated lacrosse player in high school, earning All-American and All-State honors, while leading Westminister to the 3A State championship.

### CAREER TRANSACTIONS:

• The Atlanta, Ga., native signed with the Kansas City Chiefs as an undrafted free agent on May 6, 2023.
• Waived by the Chiefs on Aug. 29, 2023 and signed to the team's practice squad two days later.
• Signed by the Chiefs to a future contract on Feb. 14, 2024.
• Waived by the Chiefs on Aug. 27, 2024 and signed to the team's practice squad a day later.
• Released by the Chiefs from their practice squad on Nov. 26, 2024.
• Signed by the New England Patriots to their practice squad on Dec. 3, 2024.
• Signed by the Patriots to their active roster from the practice squad on Jan. 4, 2025.
• Waived by the Patriots on Aug. 26, 2025 and signed to the team's practice squad a day later.
• Activated from the Patriots' practice squad to the active roster standard elevation on Oct. 11, 2025.
• Signed by the Titans to their active roster from the Patriots' practice squad on Oct. 28, 2025.

### SEASON RECAPS:

**2026 (7/0 - Tennessee):** Tied for the team lead with six special teams tackles. Has tied for the team lead in special teams tackles four times in 2026 (at NYG, vs. HST, at IND, vs. CLE).
• Against N.Y. Jets (9/13), saw action as a reserve at defensive end and on special teams.
• Against Philadelphia (9/20), played as a reserve at defensive end and compiled a tackle.
• At N.Y. Giants (9/27), tied for the team lead with a special teams tackle.
• At Baltimore (10/4), played as a reserve at defensive end and recorded a tackle.
• Against Houston (10/11), tied for the team lead with a special teams stop.
• At Indianapolis (10/18), tied for the team lead with two special teams tackles on coverage units.
• Against Cleveland (10/25), tied for the team lead with a pair of special teams stops.

**2025 (1/0 - New England; 9/0 - Tennessee):** Played as a reserve in nine games with the Titans and registered 10 tackles, 1.5 sacks, five quarterback pressures, two stops for loss, a pass defensed and a special teams tackle. Led the Titans in sacks once in 2025 (vs. KC). Led the Titans in quarterback pressures once in 2025 (at JAX). Tied for the Titans team lead in special teams tackles once in 2025 (vs. KC). Signed to the Titans' active roster from the Patriots' practice squad on Oct. 28. Saw action in one contest with the Patriots, while spending seven games on the team's practice squad.
• Against L.A. Chargers (11/2), made his Titans debut as a reserve on special teams.
• Against Kansas City (12/21), saw action as a reserve at outside linebacker and recorded two tackles, including 1.5 sacks and two quarterback pressures. Registered a special teams stop on coverage units. Rushed up the middle and sacked Oladokun for a nine-yard loss on third-and-20 in the final stanza.
• At Jacksonville (1/4), saw action as a reserve at outside linebacker and tallied a career-best five tackles to go along with a stop for loss, a pass defensed and a team-high three quarterback pressures. Halted the Jaguars' opening drive by deflecting a Trevor Lawrence pass intended for Brian Thomas Jr. on third-and-28 in the first quarter.

**2024 (0/0 - Kansas City; 1/0 - New England):** Spent the first 11 games on the Chiefs' practice squad before being released on Nov. 26. Signed to the Patriots' practice squad on Dec. 3 and spent three games in that capacity before being elevated to the active roster for the regular season finale.
• Against Buffalo (1/5), made his NFL debut as a reserve and collected two tackles.

**2023 (0/0, 0/0 - Kansas City):** Spent the entire regular season and playoffs, including the Super Bowl, on the Chiefs' practice squad.

### COLLEGE:

• Played four seasons for Harvard (2018-22) and appeared in 30 games. Tallied 88 tackles, 14.5 sacks, 28.5 stops for loss, four passes defensed, three forced fumbles, a fumble recovery and four blocked kicks.
• As a senior (2022), served as the 148th team captain in Harvard football history. Was a unanimous first team All-Ivy League after playing in all 10 games and leading the team with 13 tackles for loss (T-1st in Ivy), six sacks, six quarterback hurries and three blocked kicks. Finished the campaign with 40 tackles and one forced fumble. Earned Phil Steele Ivy League Defensive Player of the Year honors.
• As a junior (2021), played in all 10 games and recorded 25 tackles, 4.5 stops for loss, two sacks, a team-high six quarterback hurries, two pass breakups and a fumble recovery.
• Did not play in 2020, as Ivy League competition halted amid the COVID-19 pandemic.
• As a sophomore (2019), appeared in seven games and tallied 23 tackles, to go along with 13 tackles for loss, 6.5 sacks, a pass defensed, two forced fumbles and a blocked kick.
• As a true freshman (2018), saw action in three games.
• Graduated from Harvard with a degree in biomedical engineering in December 2022.

### PERSONAL:

• Attended The Westminster Schools (Atlanta, Ga.) and was a three-year starter and one-year captain on the football team.
• Elected to the All-Metro and All-State 3A teams and helped lead the football team to the 2015 3A State championship.
• Was a three-year starter, two-year captain for the lacrosse team. Named an All-American and all-state in 2017. Helped lead the lacrosse squad to the 2017 lacrosse 3A State championship.
• Served as a National Honor Society member in 2017.
• Son of Archie L. Jones, Jr., an investor and lecturer at Harvard Business School, from which he graduated in 1998.
• Son of Dr. Tiffini Eugene, a professor at Kennesaw State University.
• Follow Jones on Instagram at @truman.l.jones_ and on X at @44TrumanJ.
• Born Truman Lamar Jones on May 13, 2000 in Boston, Mass.

## TRUMAN JONES' NFL REGULAR SEASON DEFENSIVE STATISTICS

| | | | | TACKLES | | | | | | | | INTERCEPTIONS | | | | | O. FUMB | | | | ST | | | | |
|---|---|---|---|---|---|---|---|---|---|---|---|---|---|---|---|---|---|---|---|---|---|---|---|---|---|
| DATE | TEAM | GP | GS | TK | S | A | TFL | YDS | SK | YDS | QBP | NO | YDS | LG | TD | PD | FF | FR | TD | YDS | TK | S | A | FF | FR |
| 2023 | Chiefs | 0 | 0 | 0 | 0 | 0 | 0 | 0 | 0.0 | 0.0 | 0 | 0 | 0 | 0 | 0 | 0 | 0 | 0 | 0 | 0 | 0 | 0 | 0 | 0 | 0 |
| 2024 | Chiefs | 0 | 0 | 0 | 0 | 0 | 0 | 0 | 0.0 | 0.0 | 0 | 0 | 0 | 0 | 0 | 0 | 0 | 0 | 0 | 0 | 0 | 0 | 0 | 0 | 0 |
| Went from **Kansas City** to **New England**. | | | | | | | | | | | | | | | | | | | | | | | | | |
| 2024 | Patriots | 1 | 0 | 2 | 2 | 0 | 0 | 0 | 0.0 | 0.0 | 1 | 0 | 0 | 0 | 0 | 0 | 0 | 0 | 0 | 0 | 0 | 0 | 0 | 0 | 0 |
| 2024 | TOTAL | 1 | 0 | 2 | 2 | 0 | 0 | 0 | 0.0 | 0.0 | 1 | 0 | 0 | 0 | 0 | 0 | 0 | 0 | 0 | 0 | 0 | 0 | 0 | 0 | 0 |
| 2025 | Patriots | 1 | 0 | 0 | 0 | 0 | 0 | 0 | 0.0 | 0.0 | 0 | 0 | 0 | 0 | 0 | 0 | 0 | 0 | 0 | 0 | 0 | 0 | 0 | 0 | 0 |
| Went from **New England** to **Tennessee**. | | | | | | | | | | | | | | | | | | | | | | | | | |
| 2025 | Titans | 9 | 0 | 10 | 3 | 7 | 2 | 11 | 1.5 | 16.0 | 5 | 0 | 0 | 0 | 0 | 1 | 0 | 0 | 0 | 0 | 1 | 1 | 0 | 0 | 0 |
| 2025 | TOTAL | 10 | 0 | 10 | 3 | 7 | 2 | 11 | 1.5 | 16.0 | 5 | 0 | 0 | 0 | 0 | 1 | 0 | 0 | 0 | 0 | 1 | 1 | 0 | 0 | 0 |
| 2026 | Titans | 7 | 0 | 2 | 1 | 1 | 0 | 0 | 0.0 | 0.0 | 0 | 0 | 0 | 0 | 0 | 0 | 0 | 0 | 0 | 0 | 6 | 2 | 4 | 0 | 0 |
| **NFL TOTALS** | | **18** | **0** | **14** | **6** | **8** | **2** | **11** | **1.5** | **16.0** | **6** | **0** | **0** | **0** | **0** | **1** | **0** | **0** | **0** | **0** | **7** | **3** | **4** | **0** | **0** |

## TRUMAN JONES' NFL POSTSEASON DEFENSIVE STATISTICS

| | | | | TACKLES | | | | | | | | INTERCEPTIONS | | | | | O. FUMB | | | | ST | | | | |
|---|---|---|---|---|---|---|---|---|---|---|---|---|---|---|---|---|---|---|---|---|---|---|---|---|---|
| DATE | TEAM | GP | GS | TK | S | A | TFL | YDS | SK | YDS | QBP | NO | YDS | LG | TD | PD | FF | FR | TD | YDS | TK | S | A | FF | FR |
| 2023 | Chiefs | 0 | 0 | 0 | 0 | 0 | 0 | 0 | 0.0 | 0.0 | 0 | 0 | 0 | 0 | 0 | 0 | 0 | 0 | 0 | 0 | 0 | 0 | 0 | 0 | 0 |
| **NFL TOTALS** | | **0** | **0** | **0** | **0** | **0** | **0** | **0** | **0.0** | **0.0** | **0** | **0** | **0** | **0** | **0** | **0** | **0** | **0** | **0** | **0** | **0** | **0** | **0** | **0** | **0** |

### SINGLE-GAME HIGHS: DEFENSIVE

| | |
|---|---|
| **Total Tackles** | 5 (at Jacksonville Jaguars, Jan 04, 2026) |
| **Solo Tackles** | 2 (2 times, last at Jacksonville Jaguars, Jan 04, 2026) |
| **Sacks** | 1.5 (vs. Kansas City Chiefs, Dec 21, 2025) |
| **Passes Defensed** | 1 (at Jacksonville Jaguars, Jan 04, 2026) |
| **Tackles For Loss** | 1 (2 times, last at Jacksonville Jaguars, Jan 04, 2026) |
| **Special Teams Tackles** | 2 (2 times, last vs. Cleveland Browns, Oct 25, 2026) |

### 2023 GAME-BY-GAME REGULAR-SEASON STATISTICS (CHIEFS)

| | | | TACKLES | | | | | | | | INTERCEPTIONS | | | | | O. FUMB | | | | ST | | | | | | |
|---|---|---|---|---|---|---|---|---|---|---|---|---|---|---|---|---|---|---|---|---|---|---|---|---|---|---|
| DATE | OPPONENT | P/S | TK | S | A | SK | YDS | TFL | YDS | QBP | NO | YDS | LG | TD | PD | FF | FR | TD | YDS | TK | S | A | FF | FR | W/L | SCORE |
| 09/07 | Lions | | | | | | | | | | PRACTICE SQUAD | | | | | | | | | | | | | | L | 20-21 |
| 09/17 | at Jaguars | | | | | | | | | | PRACTICE SQUAD | | | | | | | | | | | | | | W | 17-9 |
| 09/24 | Bears | | | | | | | | | | PRACTICE SQUAD | | | | | | | | | | | | | | W | 41-10 |
| 10/01 | at Jets | | | | | | | | | | PRACTICE SQUAD | | | | | | | | | | | | | | W | 23-20 |
| 10/08 | at Vikings | | | | | | | | | | PRACTICE SQUAD | | | | | | | | | | | | | | W | 27-20 |
| 10/12 | Broncos | | | | | | | | | | PRACTICE SQUAD | | | | | | | | | | | | | | W | 19-8 |
| 10/22 | Chargers | | | | | | | | | | PRACTICE SQUAD | | | | | | | | | | | | | | W | 31-17 |
| 10/29 | at Broncos | | | | | | | | | | PRACTICE SQUAD | | | | | | | | | | | | | | L | 9-24 |
| 11/05 | Dolphins | | | | | | | | | | PRACTICE SQUAD | | | | | | | | | | | | | | W | 21-14 |
| 11/20 | Eagles | | | | | | | | | | PRACTICE SQUAD | | | | | | | | | | | | | | L | 17-21 |
| 11/26 | at Raiders | | | | | | | | | | PRACTICE SQUAD | | | | | | | | | | | | | | W | 31-17 |
| 12/03 | at Packers | | | | | | | | | | PRACTICE SQUAD | | | | | | | | | | | | | | L | 19-27 |
| 12/10 | Bills | | | | | | | | | | PRACTICE SQUAD | | | | | | | | | | | | | | L | 17-20 |
| 12/17 | at Patriots | | | | | | | | | | PRACTICE SQUAD | | | | | | | | | | | | | | W | 27-17 |
| 12/25 | Raiders | | | | | | | | | | PRACTICE SQUAD | | | | | | | | | | | | | | L | 14-20 |
| 12/31 | Bengals | | | | | | | | | | PRACTICE SQUAD | | | | | | | | | | | | | | W | 25-17 |
| 01/07 | at Chargers | | | | | | | | | | PRACTICE SQUAD | | | | | | | | | | | | | | W | 13-12 |
| **2023 TOTALS** | | | **0** | **0** | **0** | **0.0** | **0.0** | **0** | **0** | **0** | **0** | **0** | **0** | **0** | **0** | **0** | **0** | **0** | **0** | **0** | **0** | **0** | **0** | **0** | **11-6** | |

## 2024 GAME-BY-GAME REGULAR-SEASON STATISTICS (CHIEFS/PATRIOTS)

| | | | TACKLES | | | | | | | | INTERCEPTIONS | | | | | O. FUMB | | | | ST | | | | | | |
|---|---|---|---|---|---|---|---|---|---|---|---|---|---|---|---|---|---|---|---|---|---|---|---|---|---|---|
| DATE | OPPONENT | P/S | TK | S | A | SK | YDS | TFL | YDS | QBP | NO | YDS | LG | TD | PD | FF | FR | TD | YDS | TK | S | A | FF | FR | W/L | SCORE |
| 09/05 | Ravens | | | | | | | | | | PRACTICE SQUAD | | | | | | | | | | | | | | W | 27-20 |
| 09/15 | Bengals | | | | | | | | | | PRACTICE SQUAD | | | | | | | | | | | | | | W | 26-25 |
| 09/22 | at Falcons | | | | | | | | | | PRACTICE SQUAD | | | | | | | | | | | | | | W | 22-17 |
| 09/29 | at Chargers | | | | | | | | | | PRACTICE SQUAD | | | | | | | | | | | | | | W | 17-10 |
| 10/07 | Saints | | | | | | | | | | PRACTICE SQUAD | | | | | | | | | | | | | | W | 26-13 |
| 10/20 | at 49ers | | | | | | | | | | PRACTICE SQUAD | | | | | | | | | | | | | | W | 28-18 |
| 10/27 | at Raiders | | | | | | | | | | PRACTICE SQUAD | | | | | | | | | | | | | | W | 27-20 |
| 11/04 | Buccaneers | | | | | | | | | | PRACTICE SQUAD | | | | | | | | | | | | | | W | 30-24+ |
| 11/10 | Broncos | | | | | | | | | | PRACTICE SQUAD | | | | | | | | | | | | | | W | 16-14 |
| 11/17 | at Bills | | | | | | | | | | PRACTICE SQUAD | | | | | | | | | | | | | | L | 21-30 |
| 11/24 | at Panthers | | | | | | | | | | PRACTICE SQUAD | | | | | | | | | | | | | | W | 30-27 |
| | | | | | | | | | | | Went from **Chiefs** to **Patriots**. | | | | | | | | | | | | | | | |
| 12/15 | at Cardinals | | | | | | | | | | PRACTICE SQUAD | | | | | | | | | | | | | | L | 17-30 |
| 12/22 | at Bills | | | | | | | | | | PRACTICE SQUAD | | | | | | | | | | | | | | L | 21-24 |
| 12/28 | Chargers | | | | | | | | | | PRACTICE SQUAD | | | | | | | | | | | | | | L | 7-40 |
| 01/05 | Bills | P | 2 | 2 | 0 | 0.0 | 0.0 | 0 | 0 | 1 | 0 | 0 | 0 | 0 | 0 | 0 | 0 | 0 | 0 | 0 | 0 | 0 | 0 | 0 | W | 23-16 |
| **2024 TOTALS** | | **1-0** | **2** | **2** | **0** | **0.0** | **0.0** | **0** | **0** | **1** | **0** | **0** | **0** | **0** | **0** | **0** | **0** | **0** | **0** | **0** | **0** | **0** | **0** | **0** | **11-4** | |

+ - Overtime

## 2025 GAME-BY-GAME REGULAR-SEASON STATISTICS (PATRIOTS/TITANS)

| | | | TACKLES | | | | | | | | INTERCEPTIONS | | | | | O. FUMB | | | | ST | | | | | | |
|---|---|---|---|---|---|---|---|---|---|---|---|---|---|---|---|---|---|---|---|---|---|---|---|---|---|---|
| DATE | OPPONENT | P/S | TK | S | A | SK | YDS | TFL | YDS | QBP | NO | YDS | LG | TD | PD | FF | FR | TD | YDS | TK | S | A | FF | FR | W/L | SCORE |
| 09/07 | Raiders | | | | | | | | | | PRACTICE SQUAD | | | | | | | | | | | | | | L | 13-20 |
| 09/14 | at Dolphins | | | | | | | | | | PRACTICE SQUAD | | | | | | | | | | | | | | W | 33-27 |
| 09/21 | Steelers | | | | | | | | | | PRACTICE SQUAD | | | | | | | | | | | | | | L | 14-21 |
| 09/28 | Panthers | | | | | | | | | | PRACTICE SQUAD | | | | | | | | | | | | | | W | 42-13 |
| 10/05 | at Bills | | | | | | | | | | PRACTICE SQUAD | | | | | | | | | | | | | | W | 23-20 |
| 10/12 | at Saints | P | 0 | 0 | 0 | 0.0 | 0.0 | 0 | 0 | 0 | 0 | 0 | 0 | 0 | 0 | 0 | 0 | 0 | 0 | 0 | 0 | 0 | 0 | 0 | W | 25-19 |
| 10/19 | at Titans | | | | | | | | | | PRACTICE SQUAD | | | | | | | | | | | | | | W | 31-13 |
| 10/26 | Browns | | | | | | | | | | PRACTICE SQUAD | | | | | | | | | | | | | | W | 32-13 |
| | | | | | | | | | | | Went from **Patriots** to **Titans**. | | | | | | | | | | | | | | | |
| 11/02 | Chargers | P | 0 | 0 | 0 | 0.0 | 0.0 | 0 | 0 | 0 | 0 | 0 | 0 | 0 | 0 | 0 | 0 | 0 | 0 | 0 | 0 | 0 | 0 | 0 | L | 20-27 |
| 11/16 | Texans | P | 1 | 0 | 1 | 0.0 | 0.0 | 0 | 0 | 0 | 0 | 0 | 0 | 0 | 0 | 0 | 0 | 0 | 0 | 0 | 0 | 0 | 0 | 0 | L | 13-16 |
| 11/23 | Seahawks | P | 0 | 0 | 0 | 0.0 | 0.0 | 0 | 0 | 0 | 0 | 0 | 0 | 0 | 0 | 0 | 0 | 0 | 0 | 0 | 0 | 0 | 0 | 0 | L | 24-30 |
| 11/30 | Jaguars | P | 1 | 0 | 1 | 0.0 | 0.0 | 0 | 0 | 0 | 0 | 0 | 0 | 0 | 0 | 0 | 0 | 0 | 0 | 0 | 0 | 0 | 0 | 0 | L | 3-25 |
| 12/07 | at Browns | P | 0 | 0 | 0 | 0.0 | 0.0 | 0 | 0 | 0 | 0 | 0 | 0 | 0 | 0 | 0 | 0 | 0 | 0 | 0 | 0 | 0 | 0 | 0 | W | 31-29 |
| 12/14 | at 49ers | P | 0 | 0 | 0 | 0.0 | 0.0 | 0 | 0 | 0 | 0 | 0 | 0 | 0 | 0 | 0 | 0 | 0 | 0 | 0 | 0 | 0 | 0 | 0 | L | 24-37 |
| 12/21 | Chiefs | P | 2 | 1 | 1 | 1.5 | 16.0 | 1 | 9 | 2 | 0 | 0 | 0 | 0 | 0 | 0 | 0 | 0 | 0 | 1 | 1 | 0 | 0 | 0 | W | 26-9 |
| 12/28 | Saints | P | 1 | 0 | 1 | 0.0 | 0.0 | 0 | 0 | 0 | 0 | 0 | 0 | 0 | 0 | 0 | 0 | 0 | 0 | 0 | 0 | 0 | 0 | 0 | L | 26-34 |
| 01/04 | at Jaguars | P | 5 | 2 | 3 | 0.0 | 0.0 | 1 | 2 | 3 | 0 | 0 | 0 | 0 | 1 | 0 | 0 | 0 | 0 | 0 | 0 | 0 | 0 | 0 | L | 7-41 |
| **2025 TOTALS** | | **10-0** | **10** | **3** | **7** | **1.5** | **16.0** | **2** | **11** | **5** | **0** | **0** | **0** | **0** | **1** | **0** | **0** | **0** | **0** | **1** | **1** | **0** | **0** | **0** | **8-9** | |

## 2026 GAME-BY-GAME REGULAR-SEASON STATISTICS (TITANS)

| | | | TACKLES | | | | | | | | INTERCEPTIONS | | | | | O. FUMB | | | | ST | | | | | | |
|---|---|---|---|---|---|---|---|---|---|---|---|---|---|---|---|---|---|---|---|---|---|---|---|---|---|---|
| DATE | OPPONENT | P/S | TK | S | A | SK | YDS | TFL | YDS | QBP | NO | YDS | LG | TD | PD | FF | FR | TD | YDS | TK | S | A | FF | FR | W/L | SCORE |
| 09/13 | Jets | P | 0 | 0 | 0 | 0.0 | 0.0 | 0 | 0 | 0 | 0 | 0 | 0 | 0 | 0 | 0 | 0 | 0 | 0 | 0 | 0 | 0 | 0 | 0 | L | 10-23 |
| 09/20 | Eagles | P | 1 | 1 | 0 | 0.0 | 0.0 | 0 | 0 | 0 | 0 | 0 | 0 | 0 | 0 | 0 | 0 | 0 | 0 | 0 | 0 | 0 | 0 | 0 | L | 20-24 |
| 09/27 | at Giants | P | 0 | 0 | 0 | 0.0 | 0.0 | 0 | 0 | 0 | 0 | 0 | 0 | 0 | 0 | 0 | 0 | 0 | 0 | 1 | 1 | 0 | 0 | 0 | L | 7-12 |
| 10/04 | at Ravens | P | 1 | 0 | 1 | 0.0 | 0.0 | 0 | 0 | 0 | 0 | 0 | 0 | 0 | 0 | 0 | 0 | 0 | 0 | 0 | 0 | 0 | 0 | 0 | L | 18-24 |
| 10/11 | Texans | P | 0 | 0 | 0 | 0.0 | 0.0 | 0 | 0 | 0 | 0 | 0 | 0 | 0 | 0 | 0 | 0 | 0 | 0 | 1 | 1 | 0 | 0 | 0 | L | 3-26 |
| 10/18 | at Colts | P | 0 | 0 | 0 | 0.0 | 0.0 | 0 | 0 | 0 | 0 | 0 | 0 | 0 | 0 | 0 | 0 | 0 | 0 | 2 | 0 | 2 | 0 | 0 | W | 26-20 |
| 10/25 | Browns | P | 0 | 0 | 0 | 0.0 | 0.0 | 0 | 0 | 0 | 0 | 0 | 0 | 0 | 0 | 0 | 0 | 0 | 0 | 2 | 0 | 2 | 0 | 0 | L | 24-27 |
| **2026 TOTALS** | | **7-0** | **2** | **1** | **1** | **0.0** | **0.0** | **0** | **0** | **0** | **0** | **0** | **0** | **0** | **0** | **0** | **0** | **0** | **0** | **6** | **2** | **4** | **0** | **0** | **1-6** | |

## 2023 GAME-BY-GAME POSTSEASON STATISTICS (CHIEFS)

| | | | TACKLES | | | | | | | | INTERCEPTIONS | | | | | O. FUMB | | | | ST | | | | | | |
|---|---|---|---|---|---|---|---|---|---|---|---|---|---|---|---|---|---|---|---|---|---|---|---|---|---|---|
| DATE | OPPONENT | P/S | TK | S | A | SK | YDS | TFL | YDS | QBP | NO | YDS | LG | TD | PD | FF | FR | TD | YDS | TK | S | A | FF | FR | W/L | SCORE |
| 01/13 | Dolphins | | | | | | | | | | PRACTICE SQUAD | | | | | | | | | | | | | | W | 26-7 |
| 01/21 | at Bills | | | | | | | | | | PRACTICE SQUAD | | | | | | | | | | | | | | W | 27-24 |
| 01/28 | at Ravens | | | | | | | | | | PRACTICE SQUAD | | | | | | | | | | | | | | W | 17-10 |
| 02/11 | 49ers | | | | | | | | | | PRACTICE SQUAD | | | | | | | | | | | | | | W | 25-22+ |
| **2023 TOTALS** | | | 0 | 0 | 0 | 0.0 | 0.0 | 0 | 0 | 0 | 0 | 0 | 0 | 0 | 0 | 0 | 0 | 0 | 0 | 0 | 0 | 0 | 0 | 0 | 4-0 | |

+ - Overtime

# JC LATHAM

**TACKLE ★ 6'6" ★ 342 LBS**

**COLLEGE:** ALABAMA ★ **HOMETOWN:** OAK CREEK, WIS.
**NFL EXPERIENCE (NFL/TITANS):** 3/3 ★ **ACQUIRED:** D1-'24
**GAMES PLAYED/GAMES STARTED:** 37/37(Playoffs: 0/0)

55

## CAREER HIGHLIGHTS

• In 2024, Latham became the first Titans rookie to start at left tackle in Week 1 since Michael Roos in 2005.

**PRO:** The Titans selected Alabama's JC Latham with the seventh overall pick in the 2024 NFL Draft. The 6-foot-6-inch, 342-pound offensive lineman brings elite power, playing strength and violent hands to his position. In his rookie season, Latham was just the fourth Titans rookie offensive lineman since 1999 to start every game. A two-year college starter at right tackle, Latham made the transition back to the right side for his sophomore campaign after playing left tackle as a rookie. A native of Oak Creek, Wis., Latham ended his Crimson Tide career with 27 consecutive starts at right tackle.

## TITANS TIDBITS:

• Prior to his junior year of high school, Latham enrolled at IMG Academy intending to play defensive line, but injuries to three teammates forced him to move to offensive line two weeks before the start of his junior season.
• Latham's ideal festival lineup would be NBA YoungBoy, Lil Baby and Drake.
• Latham enjoys playing video games in his free time including Madden, NBA 2K and Call of Duty.

## CAREER TRANSACTIONS:

• The Oak Creek, Wis., native was selected by the Titans in the first round (seventh overall) of the 2024 NFL Draft.

## SEASON RECAPS:

**2026 (7/7):**
• Against N.Y. Jets (9/13), started at right tackle.
• Against Philadelphia (9/20), started at right tackle and helped open holes for Titans' ball carriers to gain 122 yards on the ground.
• At N.Y. Giants (9/27), started at right tackle and was a part of an offensive line that did not allow a sack on 36 pass attempts.
• At Baltimore (10/4), started at right tackle.
• Against Houston (10/11), started at right tackle.
• At Indianapolis (10/18), started at right tackle and was a member of an offensive front that did not allow a sack in the contest.
• Against Cleveland (10/25), started at right tackle and opened holes for Titans' ball carriers to gain 141 yards on the ground, including 129 rush yards with three touchdowns from Tony Pollard.

**2025 (13/13):** Started 13 games at right tackle in his second campaign. Was inactive for four contests.
• At Denver (9/7), made his first career NFL start as a right tackle.
• Against Seattle (11/23), started at right tackle and blocked for an offensive unit that amassed 296 total yards against a stingy Seahawks defense.
• At Cleveland (12/7), started at right tackle and opened holes for Titans' ball carriers to gain 184 rushing yards, including a career-high 161 yards on the ground by Tony Pollard. Part of an offensive front that allowed just one sack on 28 pass attempts.
• At San Francisco (12/14), started at right tackle and was a part of an offensive front that did not allow a sack on 29 pass attempts. Helped open holes for a rushing attack that amassed 136 yards on the ground on 20 carries, including 104 yards from Tony Pollard.
• Against Kansas City (12/21), started at right tackle and blocked for a Titans' offense that accumulated a season-best 376 total yards. Opened holes for Titans' ball carriers to amass 164 yards on the ground, including 102 yards from Tony Pollard for his third consecutive 100-yard-plus rushing performance.

**2024 (17/17):** Finished the season with 17 starts, becoming only the fourth rookie offensive linemen in the "Titans era" (1999–present) to start every game. Did not miss an offensive snap during his rookie season. Led all rookie offensive linemen and ranked third among all rookies with 1,032 offensive snaps in 2024. Hauled in one reception for zero yards. Made his NFL debut at Chicago (9/8/24).
• At Chicago (9/8), started at left tackle in his first career NFL contest and helped open holes for Titans' ball carriers to gain 140 rushing yards on 26 carries with a touchdown. Became the first Titans rookie to start at left tackle in Week 1 since Michael Roos in 2005.
• At Miami (9/30), started at left tackle and cleared the way for Titans' rushers to gain 142 yards on the ground with a pair of rushing scores.
• Against Indianapolis (10/13), started at left tackle and was a member of an offensive front that did not allow a sack on 27 pass attempts.
• Against New England (11/3), started at left tackle and helped pave the way for Titans' ball carriers to amass 167 yards on the ground.
• Against Minnesota (11/17), started at left tackle. Started for the 10th consecutive game, becoming the franchise's seventh rookie offensive lineman since 1980 to log starts in each of the team's first 10 contests.
• At Houston (11/24), started at left tackle and blocked for an offense that amassed 369 total yards, including 132 yards on the ground.

## COLLEGE:

• Latham played in 41 games with 27 consecutive starts at right tackle for Alabama over three seasons (2021-23). He was selected as a second-team All-American his junior season as well as All-SEC first team. Began his collegiate career as a key reserve before earning the starting right tackle role. In 27 starts at Alabama, Latham allowed only four sacks during his collegiate career while tallying 60 knockdown blocks.
• As a junior (2023), selected as a second team All-American and first-team All-SEC after starting all 13 games at right tackle. He recorded 41 knockdown blocks across 813 snaps for an average of 3.2 per contest. Allowed just two sacks in 408 pass sets. Was selected as the SEC Offensive Lineman of the Week following his play against Arkansas which saw him open holes for 177 rushing yards and 238 yards through the air, while not allowing a single sack, pressure or quarterback hit.
• As a sophomore (2022), started all 13 games at right tackle and recorded 29 knockdown blocks on the year. Was part of a line that blocked for the No. 4 scoring offense (41.1 ppg), No. 11 total offense (477.1 ypg), No. 19 passing offense (281.6 ypg) and the No. 36 rushing attack (195.5 ypg).
• As a true freshman (2021), appeared in 14 games as a key reserve for the Alabama offensive front as a right guard. Saw significant action on the Crimson Tide's PAT and field goal units on special teams.
• Graduated with a degree in communications from the University of Alabama in 2024.

## PERSONAL:

• Finished his high school career as the nation's top-ranked offensive lineman by all major outlets. Was a unanimous five-star prospect, the nation's No. 2 prospect overall and the No. 1 offensive lineman on the 247Composite. Garnered offers from nearly every major program including Louisiana State, Notre Dame, Ohio State and Wisconsin before committing to Alabama.
• Began his high school career at Catholic Memorial (Oak Creak, Wis.) where he was primarily a defensive lineman, helping the Crusaders to a 13-1 record and the Wisconsin Division 2 state championship as a sophomore.
• Started practicing on the offensive line during the playoff run and got his first game action at offensive tackle during a historic come from behind win in the title game after trailing 24-0 in the second half.
• Transferred to IMG Academy for his final two years of high school where he earned the starting job at left tackle his junior year. As a senior, he was named first team All-State and Under Armour All-American.
• Follow Latham on X at @TKJaayy, on Instagram at @t.k.jay and on Tiktok at @tkjaayyy.
• Born Jerome C. Latham on Feb. 8, 2003 in Meridian, Miss.

## JC LATHAM'S NFL REGULAR SEASON STATISTICS

| DATE | TEAM | GP | GS |
|---|---|---|---|
| 2024 | Titans | 17 | 17 |
| 2025 | Titans | 13 | 13 |
| 2026 | Titans | 7 | 7 |
| NFL TOTALS | | 37 | 37 |



# ATONIO MAFI

**GUARD ★ 6'3" ★ 330 LBS**

**COLLEGE:** UCLA ★ **HOMETOWN:** LOS ANGELES, CALIF.
**NFL EXPERIENCE (NFL/TITANS):** 2/1 ★ **ACQUIRED:** W (LV)-'26
**GAMES PLAYED/GAMES STARTED:** 27/11(Playoffs: 0/0)

**70**

**PRO:** The Titans claimed Atonio Mafi off waivers prior to the start of the 2026 regular season to add depth to the interior of the offensive line. The 6-foot-3-inch, 330-pounder appeared in 23 games with seven starts in his first three NFL campaigns with the New England Patriots, Indianapolis Colts and Las Vegas Raiders.

## TITANS TIDBITS:

• Mafi's cousin, Devin Asiasi, was a third-round pick of the New England Patriots in the 2020 NFL Draft.

## CAREER TRANSACTIONS:

• The Los Angeles, Calif., native was selected by the New England Patriots in the fifth round (144th overall) of the 2023 NFL Draft.
• Waived by Patriots on Aug. 27, 2024
• Signed by Indianapolis Colts to their practice squadon Aug. 29, 2024.
• Activated from the Colts' practice squad to the active roster standard elevation on Nov. 16, 2024.
• Activated from the Colts' practice squad to the active roster standard elevation on Nov. 23, 2024.
• Signed by the Colts to their active roster from the practice squad on Nov. 30, 2024.
• Waived by the Colts on Dec. 23, 2024 and signed to the team's practice a day later.
• Signed by the Colts to a future contract on Jan. 6, 2025.
• Waived by the Colts on May 9, 2025.
• Signed by the Las Vegas Raiders as a free agent on July 22, 2025.
• Waived by the Raiders on Aug. 26, 2025 and signed to the team's practice a day later.
• Activated from the Raiders' practice squad to the active roster standard elevation on Nov. 17, 2025.
• Activated from the Raiders' practice squad to the active roster standard elevation on Nov. 29, 2025.
• Activated from the Raiders' practice squad to the active roster standard elevation on Dec. 13, 2025.
• Signed by the Raiders to their active roster from the practice squad on Dec. 23, 2025.
• Waived by the Raiders on Sept. 10, 2026.
• Claimed off waivers by the Titans on Sept. 11, 2026.

## SEASON RECAPS:

**2026 (4/4 - Tennessee):**
• Against N.Y. Jets (9/13), was inactive.
• Against Philadelphia (9/20), was inactive.
• At N.Y. Giants (9/27), was inactive.
• At Baltimore (10/4), made his Titans debut as a starter at right guard.
• Against Houston (10/11), started at right guard.
• At Indianapolis (10/18), started at right guard and was a member of an offensive front that did not allow a sack in the contest.
• Against Cleveland (10/25), started at right guard and opened holes for Titans' ball carriers to gain 141 yards on the ground, including 129 rush yards with three touchdowns from Tony Pollard.

**2025 (3/2 - Las Vegas):** Appeared in three games with two starts at left guard. Was inactive for two contests. Spent 12 games on the Raiders' practice squad.
• Against Kansas City (1/4), started at left guard and helped the Raiders' offense rush for 118 yards, including 87 yards from Ashton Jeanty.

**2024 (3/0 - Indianapolis):** Saw action as a reserve in three games primarily on special teams. Was inactive for two contests. Spent 12 games on the Colts' practice squad.

**2023 (17/5 - New England):** Played in all 17 games with five starts at left guard as a rookie.
• Against Philadelphia (9/10), made first career start at left guard in his NFL debut.
• At Buffalo (12/31), started at left guard and helped the team rush for 100 yards with two touchdowns.

## COLLEGE:

• Played five seasons at UCLA (2018-22), appearing in a school record-tying 56 career games with 30 starts. Was a defensive lineman for his first two seasons, playing in 24 games with 14 starts and totaled 45 tackles, six tackles for loss and a forced fumble.
• As a super senior (2022), started all 13 games at left guard and helped the Bruins finish first in the Pac-12 in rushing (237.2 yards per game). Helped average 200 yards rushing for the third straight season. Helped produce a 1,000-yard rusher for the second straight season.
• As a senior (2021), saw action in 12 games with three starts at guard on an offense that led the Pac-12 in scoring (36.5 points per game).
• As a junior (2020), appeared in all seven games as a reserve along the offensive line and on special teams.
• As a sophomore (2019), saw action in 12 games with five starts on the defensive front and posted 28 tackles, four stops for loss and a forced fumble.
• As a true freshman (2018), played in 12 games with nine starts at defensive tackle and compiled 17 tackles with two stops for loss.
• Majored in political science at UCLA.

## PERSONAL:

• Attended Junípero Serra (San Mateo, Calif.) High School where he was first-team All-CIF, Central Coast Section Co-Offensive Player of the Year and the WCAL MVP selection.
• Went to school for one term in his native Tonga.
• Son of Petelo and Fanganui Mafi. Has one brother.
• His hobbies include singing, rugby and family outings.
• Follow Mafi on Instagram at @56mafiaa and on X at @mafiatonio.
• Born Atonio Mafi on Oct. 20, 2000 in Tonga.

**ATONIO MAFI'S NFL REGULAR SEASON STATISTICS**

| DATE | TEAM | GP | GS |
|---|---|---|---|
| 2023 | Patriots | 17 | 5 |
| 2024 | Colts | 3 | 0 |
| 2025 | Raiders | 3 | 2 |
| 2026 | Titans | 4 | 4 |
| NFL TOTALS | | 27 | 11 |

# JACKIE MARSHALL

## DEFENSIVE TACKLE ★ 6'2" ★ 293 LBS

**COLLEGE:** BAYLOR ★ **HOMETOWN:** LAPLACE, LA.
**NFL EXPERIENCE (NFL/TITANS):** Rookie ★ **ACQUIRED:** D6A-'26
**GAMES PLAYED/GAMES STARTED:** 0/0(Playoffs: 0/0)

96

**PRO:** The Titans selected Jackie Marshall in the sixth round (184th overall) of the 2026 NFL Draft. The 6-foot-2-inch, 293-pounder is a versatile defensive linemen with the ability to play along the defensive front. In four seasons at Baylor (2022-25), Marshall played in 37 games with 24 starts, collecting 94 total tackles, 13 tackles for loss and five sacks.

### TITANS TIDBITS:

• Marshall spent his final season at Baylor donning the number 0. A school tradition, a single-digit jersey is awarded to team leaders and key playmakers voted on by their teammates before the season. No single-digit can be duplicated on the roster.
• In high school, he returned punts and kickoffs while playing linebacker on defense before switching to defensive line in college.
• Marshall has played the violin since middle school.

### CAREER TRANSACTIONS:

• The LaPlace, La., native was selected by the Titans in the sixth round (184th overall) of the 2026 NFL Draft.

### SEASON RECAPS:

**2026 (0/0):**
• Against N.Y. Jets (9/13), was inactive.
• Against Philadelphia (9/20), was inactive.
• At N.Y. Giants (9/27), was inactive.
• At Baltimore (10/4), was inactive.
• Against Houston (10/11), was inactive.
• At Indianapolis (10/18), was inactive.
• Against Cleveland (10/25), was inactive.

### COLLEGE:

• Saw action in 37 games with 24 starts, recording 94 career tackles, 13 tackles for loss and five sacks in four seasons at Baylor (2022-25). Added two forced fumbles, one fumble recovery and three pass breakups. Named honorable mention All-Big 12 in 2024 and 2025.

**AS A SENIOR (2025),** played in 12 games with 10 starts. Was named honorable mention All-Big 12 after tallying 30 tackles, 4.5 stops for loss and two sacks.
• Against Arizona State (9/20), recorded his first sack of the season along with seven tackles and an additional stop for loss.
• At Oklahoma State (9/27), recorded a sack.
• At Cincinnati (10/25), logged a career-high eight tackles and a stop for loss.

**AS A JUNIOR (2024),** started all 13 games and registered 42 tackles, 6.5 stops for loss and three sacks, all career-highs. Graded as the top Baylor defensive player by Pro Football Focus with a 78.4 defensive grade, an 88.4 rush defense grade and a 63.9 pass rush grade. Named honorable mention All-Big 12
• Against Tarleton State (8/31), opened the season with a season-best seven tackles and a stop for loss.
• At Utah (9/7), recorded four tackles, a stop for loss and a sack.
• Against Air Force (9/14), credited with five tackles and a forced fumble.
• At Colorado (9/21), logged three tackles, a tackle for loss and a sack.
• At West Virginia (11/16), recorded five tackles and his third sack of the season.

**AS A SOPHOMORE (2023),** suffered an injury before the season and missed the entire year.

**AS A REDSHIRT FRESHMAN (2022),** played in 12 games with one start. Finished with 22 tackles, two stops for loss, one fumble recovery and three pass breakups.
• Against UAlbany (9/3), broke up a pass in his collegiate debut.
• Against Kansas (10/22), credited with a forced fumble and fumble recovery on the same play. Added a tackle.
• Against Kansas State (11/12), logged a season-high four tackles and a pass breakup.
• At Texas (11/25), recorded three tackles and a pass breakup.
• Against Air Force (12/22), registered a stop for loss in the Armed Forces Bowl.

**AS A FRESHMAN (2021),** redshirted and did not appear in any games.
• Graduated from Baylor in August 2025 with a degree in Health, Kinesiology & Leisure Studies.

### PERSONAL:

• Attended East St. John (Reserve, La.) High School and was a three-star prospect, the No. 16 prospect in Louisiana and the No. 16 linebacker in the nation by 247Sports as a senior in 2020. Ranked No. 19 prospect in the state by Rivals and No. 19 in the state by ESPN. Two-time All-District honoree.
• As a senior (2020), recorded 70 tackles, 24 stops for loss, 13.5 sacks and a forced fumble. Helped the Wildcats to a 8-2 record. Also rushed for 117 yards and two touchdowns. Returned punts and kickoffs as a linebacker, including one for a 72-yard score.
• Son of Lisa Marshall and the youngest of five siblings.
• Follow Marshall on Instagram at @thejackiemarshall and on X at @missionaryjack_.
• Born Jackie Marshall on April 26, 2003 in Baltimore, Md.

### JACKIE MARSHALL'S NFL REGULAR SEASON DEFENSIVE STATISTICS

| | | | | TACKLES | | | | | | | | INTERCEPTIONS | | | | | O. FUMB | | | | ST | | | | |
|---|---|---|---|---|---|---|---|---|---|---|---|---|---|---|---|---|---|---|---|---|---|---|---|---|---|
| DATE | TEAM | GP | GS | TK | S | A | TFL | YDS | SK | YDS | QBP | NO | YDS | LG | TD | PD | FF | FR | TD | YDS | TK | S | A | FF | FR |
| 2026 | Titans | 0 | 0 | 0 | 0 | 0 | 0 | 0 | 0.0 | 0.0 | 0 | 0 | 0 | 0 | 0 | 0 | 0 | 0 | 0 | 0 | 0 | 0 | 0 | 0 | 0 |
| NFL TOTALS | | 0 | 0 | 0 | 0 | 0 | 0 | 0 | 0.0 | 0.0 | 0 | 0 | 0 | 0 | 0 | 0 | 0 | 0 | 0 | 0 | 0 | 0 | 0 | 0 | 0 |

## 2026 GAME-BY-GAME REGULAR-SEASON STATISTICS (TITANS)

| | | | TACKLES | | | | | | | | INTERCEPTIONS | | | | | O. FUMB | | | | ST | | | | | | |
|---|---|---|---|---|---|---|---|---|---|---|---|---|---|---|---|---|---|---|---|---|---|---|---|---|---|---|
| DATE | OPPONENT | P/S | TK | S | A | SK | YDS | TFL | YDS | QBP | NO | YDS | LG | TD | PD | FF | FR | TD | YDS | TK | S | A | FF | FR | W/L | SCORE |
| 09/13 | Jets | | | | | | | | | | INACTIVE | | | | | | | | | | | | | | L | 10-23 |
| 09/20 | Eagles | | | | | | | | | | INACTIVE | | | | | | | | | | | | | | L | 20-24 |
| 09/27 | at Giants | | | | | | | | | | INACTIVE | | | | | | | | | | | | | | L | 7-12 |
| 10/04 | at Ravens | | | | | | | | | | INACTIVE | | | | | | | | | | | | | | L | 18-24 |
| 10/11 | Texans | | | | | | | | | | INACTIVE | | | | | | | | | | | | | | L | 3-26 |
| 10/18 | at Colts | | | | | | | | | | INACTIVE | | | | | | | | | | | | | | W | 26-20 |
| 10/25 | Browns | | | | | | | | | | ON INACTIVE LIST | | | | | | | | | | | | | | L | 24-27 |
| 2026 TOTALS | | | 0 | 0 | 0 | 0.0 | 0.0 | 0 | 0 | 0 | 0 | 0 | 0 | 0 | 0 | 0 | 0 | 0 | 0 | 0 | 0 | 0 | 0 | 0 | 1-6 | |



# JACOB MARTIN

## DEFENSIVE END ★ 6'2" ★ 260 LBS

**COLLEGE:** TEMPLE ★ **HOMETOWN:** AURORA, COLO.
**NFL EXPERIENCE (NFL/TITANS):** 9/1 ★ **ACQUIRED:** UFA (WAS)-'26
**GAMES PLAYED/GAMES STARTED:** 126/36(Playoffs: 3/0)

57

### CAREER HIGHLIGHTS

• In 2025, Martin collected career-highs with 39 tackles, 5.5 sacks and 44 quarterback pressures in his lone season with the Commanders.
• In 2021, Martin played in all 17 games with 14 starts for the Texans and tallied 23 tackles, four sacks, 37 quarterback pressures, five tackles for loss and three passes defensed.

**PRO:** The Titans signed Jacob Martin early in the 2026 free agency period to add a proven pass rusher to the defensive end position. The 6-foot-2-inch, 260-pounder was originally selected by the Seattle Seahawks in the sixth round of the 2018 NFL Draft and spent his rookie NFL campaign with the club. He was traded to the Houston Texans in 2019 and spent the next three seasons with the organization. The Temple product has also spent time with the Indianapolis Colts, Chicago Bears and Washington Commanders. Prior to his arrival with the Titans, Martin appeared in 119 games and amassed 134 tackles, 26.5 sacks, 181 quarterback pressures, six passes defensed, eight forced fumbles and three fumble recoveries.

### TITANS TIDBITS:

• Jacob's brother, Josh Martin, had an eight-year NFL playing career as a linebacker for the Kansas City Chiefs, Tampa Bay Buccaneers, Indianapolis Colts, N.Y. Jets and New Orleans Saints.
• Martin is a dog lover and has three of his own. In 2025, he partnered with Humane Rescue Alliance in Washington D.C. to host a Tails & Tailgate event to help bring people and pups together for animal rescue. He also spearheaded a "55 Rescue Drive," helping reduce adoption fees for large dogs and shining a spotlight on some of the longer-stay shelter pups. He then capped off the year with a special holiday vaccine clinic, surprising pet owners with free care and inspiring others to give back.

### CAREER TRANSACTIONS:

• The Aurora, Colo., native was selected by the Seattle Seahawks in the sixth round (186th overall) of the 2018 NFL Draft.
• Traded by the Seahawks to the Houston Texans in exchange for defensive end Jadeveon Clowney on Aug. 31, 2019.
• Signed by the N.Y. Jets as an unrestricted free agent on March 18, 2022.
• Traded by the Jets with a 2024 fifth-round pick to the Denver Broncos in exchange for a 2024 fourth-round pick on Nov. 1, 2022.
• Released by the Broncos on May 10, 2023.
• Signed by the Texans as a free agent on May 22, 2023.
• Released by the Texans on Aug. 29, 2023.
• Signed by the Indianapolis Colts as a free agent on Aug. 31, 2023.
• Signed by the Chicago Bears as an unrestricted free agent on March 17, 2024.
• Signed by the Washington Commnaders as an unrestricted free agent on March 18, 2025.
• Signed by the Titans as an unrestricted free agent on March 13, 2026.

### SEASON RECAPS:

**2026 (7/7 - Tennessee):** Ranks second on the squad with 3.5 sacks. Ranks third on the team with 19 quarterback pressures. Has led or tied for the team lead in sacks twice in 2026 (vs. PHI, vs. HST). Has led the team in quarterback pressures once in 2026 (at BAL). Has tied for the team lead in passes defensed once in 2026 (vs. HST).
• Against N.Y. Jets (9/13), started at defensive end in his Titans debut and posted a quarterback pressure.
• Against Philadelphia (9/20), started at defensive end and compiled a sack to go along with six quarterback pressures. Ended an Eagles' drive with an 11-yard sack of Jalen Hurts on third-and-12 in the third quarter.
• At N.Y. Giants (9/27), started at defensive end.
• At Baltimore (10/4), started at defensive end and recorded two tackles, a half sack and a team-best four quarterback pressures. Ended a Ravens' drive by combining with Marcus Harris to drop Lamar Jackson for an eight-yard sack on third-and-10 in the opening stanza.
• Against Houston (10/11), started at defensive end and collected a sack, two quarterback pressures and a pass defensed. Broke up a pass intended for Xavier Hutchinson in the opening stanza. Ended a Texans' drive by dropping C.J. Stroud for an 11-yard sack on third-and-eight in the fourth quarter.
• At Indianapolis (10/18), started at defensive end and registered two tackles, including a sack, four quarterback pressures and a pass defensed. Tipped a pass intended for Josh Downs late in the second stanza. Came off the edge and dropped Daniel Jones for a six-yard sack late in the second quarter.
• Against Cleveland (10/25), started at defensive end and amassed a stop for loss with two quarterback pressures. Stuffed Quinshon Judkins for a two-yard loss on a rush off left end in the fourth quarter.

**2025 (17/14 - Washington):** Played in all 17 games with 14 starts for the Commanders and posted career-bests with 39 tackles, 5.5 sacks and 44 quarterback pressures. Added three stops for loss, a forced fumble and a pass defensed.
• At Kansas City (10/27), notched a career-high two sacks against Patrick Mahomes to go along with four quarterback pressures.
• At Miami (11/16), posted two tackles, including an 11-yard sack of Tua Tagovailoa.
• Against Philadelphia (12/20), recorded two tackles, including a five-yard strip-sack of Jalen Hurts in the second quarter.

**2024 (11/0 - Chicago):** Appeared in 11 games as a reserve with the Bears and recorded 14 tackles, three sacks, 17 quarterback pressures, three stops for loss, a pass defensed and a special teams stop. Placed on injured reserve on Aug. 27 and missed the first six contests of the season.
• At Arizona (11/3), notched three tackles, a six-yard sack of Kyler Murray and another stop for loss.
• Against New England (11/10), collected three tackles, including a sack for the second consecutive contest when he dropped Drake Maye on third-and-four on the opening drive of the game.

**2023 (17/0 - Indianapolis):** Appeared as a reserve in all 17 games in his only season with the Colts and recorded seven tackles, two sacks, 13 quarterback pressures and a tackle for loss.
• At Houston (9/17), sacked C.J. Stroud for an 11-yard loss late in the fourth quarter.
• At Tennessee (12/3), dropped Will Levis for a sack on the final play of the third quarter.

**2022 (8/0 - N.Y. Jets; 5/0 - Denver):** Played as a reserve in a combined 13 games with the Jets and Broncos and notched 14 tackles, 2.5 sacks, 21 quarterback pressures, two stops for loss and a forced fumble. Saw action as a reserve in the first eight games of the season with the Jets and recorded eight tackles, including a 1.5 sacks, 14 quarterback pressures and a forced fumble. Traded from the Jets to Broncos on Nov. 1. Appeared in five contests for the Broncos and tallied six tackles, a sack, seven quarterback pressures and two stops for loss. Placed on injured reserve on Dec. 14 and missed Denver's final four games.
• Against New England (10/30), collected a seven-yard strip-sack of Mac Jones in his final game with the Jets.
• At Tennessee (11/13), dropped Ryan Tannehill for an 11-yard sack on third-and-10 in his first career contest with the Broncos.

**2021 (17/14 - Houston):** Appeared in all 17 games with 14 starts and set then career-highs with 23 tackles, four sacks, 37 quarterback pressures, five tackles for loss and three passes defensed.
• At Miami (11/7), compiled three tackles, including a five-yard strip-sack of Jacoby Brissett with the fumble being recovered by Maliek Collins at the Texans' 40-yard line.
• At Tennessee (11/21), notched two tackles, including a strip-sack of Ryan Tannehill, but the loose ball was recovered by the Titans. Posted a career-best six quarterback pressures.

• Against N.Y. Jets (11/28), posted two tackles, including a sack for the third consecutive game when he brought down Zach Wilson for a nine-yard loss on third-and-four in the first quarter.

**2020 (14/1 - Houston):** Played in 14 games with one start and registered 20 tackles, three sacks, 16 quarterback pressures, three stops for loss, a forced fumble, a fumble recovery and a pass defensed. Missed two games on the reserve/COVID-19 list.
• At Kansas City (9/10), posted two tackles, including an eight-yard sack of Patrick Mahomes in the season opener.
• Against Jacksonville (10/11), notched three tackles, including a two-yard strip sack of Gardner Minshew II that was recovered by Whitney Mercilus.
• Against Cincinnati (12/27), made his first NFL start and amassed a season-best four tackles, including a stop for loss.

**2019 (14/0, 2/0 - Houston):** Saw action as a reserve in 14 games in his first season with the Texans and posted 11 tackles, 3.5 sacks, 15 quarterback pressures, three stops for loss, a forced fumble and a fumble recovery. Was inactive for the final two regular season contests. Played as a reserve in both postseason matchups and collected two tackles, including a sack, a quarterback pressure and a fumble recovery.
• Against Indianapolis (11/21), dropped Jacoby Brissett for an eight-yard sack on third-and-six early in the opening quarter.
• Against New England (12/1), registered a season-best three tackles, including 1.5 sacks of Tom Brady.
• Against Buffalo (1/4), dropped Josh Allen for a 19-yard sack on fourth-and-27 late in the final stanza. Recovered an Allen fumble after a Whitney Mercilus sack early in the fourth quarter.

**2018 (16/0, 1/0 - Seattle):** Appeared as a reserve in all 16 games as a rookie and recorded six tackles, three sacks, 18 quarterback pressures, two stops for loss, two forced fumbles and a fumble recovery. Also added four special teams tackles. Saw action in his first career postseason contest and tallied three tackles, a quarterback pressure and a special teams stop.
• At Denver (9/9), made his NFL debut as a reserve.
• Against Green Bay (11/15), collected his first career sack. Dropped Aaron Rodgers for a six-yard sack on third-and-10 in the third quarter.
• Against Arizona (12/30), posted two tackles, including a seven-yard strip-sack of Josh Rosen and the fumble was recovered by Frank Clark at the Cardinals 34-yard line.
• At Dallas (1/5), made his postseason debut and amassed three tackles, a quarterback pressure and a special teams stop.

## COLLEGE:

• Played four seasons at Temple University (2014-17) and appeared in 50 games with 15 starts. Tallied 80 tackles, 11.5 sacks, 17.5 stops for loss, two passes defensed, two forced fumbles and four fumble recoveries (one returned for a touchdown) during his career with the Owls.
• As a senior (2017), selected second-team All-American Athletic Conference after finishing second on the team with eight sacks, second with 11 stops for loss, first with two fumble recoveries and tied for second with two forced fumbles, while recording 44 tackles.
• As a junior (2016), played in 12 games with one start and recorded 18 tackles, 2.5 sacks, 2.5 stops for loss and two passes defensed. Was awarded with a single-digit jersey (went from 91 to 9). Temple awards single digit numbers to the toughest players on the team as voted on by the players.
• As a sophomore (2015), played in all but one game as a part of a defensive line rotation and on special teams. Notched five tackles, including a sack and 2.5 stops for loss.
• As a true freshman (2014), saw action in 12 games with two starts and notched 13 tackles, 1.5 stops for loss and a fumble recovery. Was one of two true freshmen to see significant action.
• Graduated with a degree in journalism from Temple in 2018.

## PERSONAL:

• Attended Cherokee Trail (Colo.) High School where he played defensive end.
• As a senior (2013), helped lead the Cougars to a 10-3 record by posting 44 tackles, 5.5 sacks and eight stops for loss.
• Was elected coordinator of alumni relations for the American Athletic Conference Student-Athlete Advisory Committee (SAAC).
• Follow Martin on Instagram at @jacobsphotos.
• Born Jacob W. Martin on Dec. 11, 1995 in Houston, Texas.

## REGULAR SEASON COMPARISON: DEFENSIVE - CINCINNATI BENGALS

| | | | | TACKLES | | | | | | | | | MISC | | |
|---|---|---|---|---|---|---|---|---|---|---|---|---|---|---|---|
| DATE | OPP | W/L | GP/GS | TOT | SOLO | ASST | SACK | YDS. | INT | TFL | PD | QBH | TD | FF | FR |
| 12/10/23 | IND @ CIN | L | P | 0 | 0 | 0 | 0.0 | 0.0 | 0 | 0 | 0 | 0 | 0 | 0 | 0 |
| TOTALS | | 0/1 | 1/0 | 0 | 0 | 0 | 0.0 | 0.0 | 0 | 0 | 0 | 0 | 0 | 0 | 0 |

## JACOB MARTIN'S NFL REGULAR SEASON DEFENSIVE STATISTICS

| | | | | TACKLES | | | | | | | | INTERCEPTIONS | | | | | O. FUMB | | | | ST | | | | |
|---|---|---|---|---|---|---|---|---|---|---|---|---|---|---|---|---|---|---|---|---|---|---|---|---|---|
| DATE | TEAM | GP | GS | TK | S | A | TFL | YDS | SK | YDS | QBP | NO | YDS | LG | TD | PD | FF | FR | TD | YDS | TK | S | A | FF | FR |
| 2018 | Seahawks | 16 | 0 | 6 | 5 | 1 | 2 | 6 | 3.0 | 12.0 | 18 | 0 | 0 | 0 | 0 | 0 | 2 | 1 | 0 | 0 | 4 | 3 | 1 | 0 | 0 |
| 2019 | Texans | 14 | 0 | 11 | 6 | 5 | 3 | 25 | 3.5 | 27.0 | 15 | 0 | 0 | 0 | 0 | 0 | 1 | 0 | 0 | 0 | 0 | 0 | 0 | 0 | 1 |
| 2020 | Texans | 14 | 1 | 20 | 13 | 7 | 3 | 20 | 3.0 | 16.0 | 16 | 0 | 0 | 0 | 0 | 1 | 1 | 1 | 0 | 0 | 0 | 0 | 0 | 0 | 0 |
| 2021 | Texans | 17 | 14 | 23 | 11 | 12 | 5 | 22 | 4.0 | 25.0 | 37 | 0 | 0 | 0 | 0 | 3 | 2 | 0 | 0 | 0 | 0 | 0 | 0 | 0 | 0 |
| 2022 | Jets | 8 | 0 | 8 | 3 | 5 | 0 | 0 | 1.5 | 8.0 | 14 | 0 | 0 | 0 | 0 | 0 | 1 | 0 | 0 | 0 | 0 | 0 | 0 | 0 | 0 |
| Went from **N.Y. Jets** to **Denver**. | | | | | | | | | | | | | | | | | | | | | | | | | |
| 2022 | Broncos | 5 | 0 | 6 | 4 | 2 | 2 | 11 | 1.0 | 11.0 | 7 | 0 | 0 | 0 | 0 | 0 | 0 | 0 | 0 | 0 | 0 | 0 | 0 | 0 | 0 |
| 2022 | TOTAL | 13 | 0 | 14 | 7 | 7 | 2 | 11 | 2.5 | 19.0 | 21 | 0 | 0 | 0 | 0 | 0 | 1 | 0 | 0 | 0 | 0 | 0 | 0 | 0 | 0 |
| 2023 | Colts | 17 | 0 | 7 | 5 | 2 | 1 | 11 | 2.0 | 11.0 | 13 | 0 | 0 | 0 | 0 | 0 | 0 | 0 | 0 | 0 | 0 | 0 | 0 | 0 | 0 |
| 2024 | Bears | 11 | 0 | 14 | 9 | 5 | 3 | 11 | 3.0 | 6.0 | 17 | 0 | 0 | 0 | 0 | 1 | 0 | 0 | 0 | 0 | 1 | 0 | 1 | 0 | 0 |
| 2025 | Commanders | 17 | 14 | 39 | 17 | 22 | 3 | 15 | 5.5 | 31.5 | 44 | 0 | 0 | 0 | 0 | 1 | 1 | 0 | 0 | 0 | 0 | 0 | 0 | 0 | 0 |
| 2026 | Titans | 7 | 7 | 7 | 5 | 2 | 4 | 30 | 3.5 | 32.0 | 19 | 0 | 0 | 0 | 0 | 2 | 0 | 0 | 0 | 0 | 0 | 0 | 0 | 0 | 0 |
| NFL TOTALS | | 126 | 36 | 141 | 78 | 63 | 26 | 151 | 30.0 | 179.5 | 200 | 0 | 0 | 0 | 0 | 8 | 8 | 2 | 0 | 0 | 5 | 3 | 2 | 0 | 1 |

## JACOB MARTIN'S NFL POSTSEASON DEFENSIVE STATISTICS

| | | | | TACKLES | | | | | | | | INTERCEPTIONS | | | | | O. FUMB | | | | ST | | | | |
|---|---|---|---|---|---|---|---|---|---|---|---|---|---|---|---|---|---|---|---|---|---|---|---|---|---|
| DATE | TEAM | GP | GS | TK | S | A | TFL | YDS | SK | YDS | QBP | NO | YDS | LG | TD | PD | FF | FR | TD | YDS | TK | S | A | FF | FR |
| 2018 | Seahawks | 1 | 0 | 3 | 1 | 2 | 0 | 0 | 0.0 | 0.0 | 1 | 0 | 0 | 0 | 0 | 0 | 0 | 0 | 0 | 0 | 1 | 1 | 0 | 0 | 0 |
| 2019 | Texans | 2 | 0 | 2 | 2 | 0 | 2 | 22 | 1.0 | 19.0 | 1 | 0 | 0 | 0 | 0 | 0 | 0 | 1 | 0 | 0 | 0 | 0 | 0 | 0 | 0 |
| NFL TOTALS | | 3 | 0 | 5 | 3 | 2 | 2 | 22 | 1.0 | 19.0 | 2 | 0 | 0 | 0 | 0 | 0 | 0 | 1 | 0 | 0 | 1 | 1 | 0 | 0 | 0 |

## SINGLE-GAME HIGHS: DEFENSIVE

| | |
|---|---|
| **Total Tackles** | 4 (5 times, last vs. Dallas Cowboys, Dec 25, 2025) |
| **Solo Tackles** | 3 (2 times, last vs. New England Patriots, Nov 10, 2024) |
| **Sacks** | 2.0 (at Kansas City Chiefs, Oct 27, 2025) |
| **Passes Defensed** | 1 (8 times, last at Indianapolis Colts, Oct 18, 2026) |
| **Forced Fumbles** | 1 (8 times, last vs. Philadelphia Eagles, Dec 20, 2025) |
| **Fumble Recoveries** | 1 (2 times, last at Tennessee Titans, Oct 18, 2020) |
| **Tackles For Loss** | 2 (2 times, last at Kansas City Chiefs, Oct 27, 2025) |
| **Safeties** | 1 (at Arizona Cardinals, Oct 24, 2021) |
| **Special Teams Tackles** | 1 (5 times, last at Washington Commanders, Oct 27, 2024) |
| **Special Teams Fumble Recoveries** | 1 (vs. Indianapolis Colts, Nov 21, 2019) |

## SINGLE-GAME HIGHS - POSTSEASON: DEFENSIVE

| | |
|---|---|
| **Total Tackles** | 3 (at Dallas Cowboys, Jan 05, 2019) |
| **Solo Tackles** | 1 (3 times, last at Kansas City Chiefs, Jan 12, 2020) |
| **Sacks** | 1.0 (vs. Buffalo Bills, Jan 04, 2020) |
| **Fumble Recoveries** | 1 (vs. Buffalo Bills, Jan 04, 2020) |
| **Tackles For Loss** | 1 (2 times, last at Kansas City Chiefs, Jan 12, 2020) |
| **Special Teams Tackles** | 1 (at Dallas Cowboys, Jan 05, 2019) |

## 2018 GAME-BY-GAME REGULAR-SEASON STATISTICS (SEAHAWKS)

| | | | TACKLES | | | | | | | | INTERCEPTIONS | | | | | O. FUMB | | | | ST | | | | | | |
|---|---|---|---|---|---|---|---|---|---|---|---|---|---|---|---|---|---|---|---|---|---|---|---|---|---|---|
| DATE | OPPONENT | P/S | TK | S | A | SK | YDS | TFL | YDS | QBP | NO | YDS | LG | TD | PD | FF | FR | TD | YDS | TK | S | A | FF | FR | W/L | SCORE |
| 09/09 | at Broncos | P | 0 | 0 | 0 | 0.0 | 0.0 | 0 | 0 | 0 | 0 | 0 | 0 | 0 | 0 | 0 | 0 | 0 | 0 | 0 | 0 | 0 | 0 | 0 | L | 24-27 |
| 09/17 | at Bears | P | 0 | 0 | 0 | 0.0 | 0.0 | 0 | 0 | 0 | 0 | 0 | 0 | 0 | 0 | 0 | 0 | 0 | 0 | 0 | 0 | 0 | 0 | 0 | L | 17-24 |
| 09/23 | Cowboys | P | 0 | 0 | 0 | 0.0 | 0.0 | 0 | 0 | 0 | 0 | 0 | 0 | 0 | 0 | 0 | 0 | 0 | 0 | 0 | 0 | 0 | 0 | 0 | W | 24-13 |
| 09/30 | at Cardinals | P | 1 | 1 | 0 | 0.0 | 0.0 | 1 | 1 | 0 | 0 | 0 | 0 | 0 | 0 | 0 | 0 | 0 | 0 | 0 | 0 | 0 | 0 | 0 | W | 20-17 |
| 10/07 | Rams | P | 0 | 0 | 0 | 0.0 | 0.0 | 0 | 0 | 0 | 0 | 0 | 0 | 0 | 0 | 0 | 0 | 0 | 0 | 1 | 1 | 0 | 0 | 0 | L | 31-33 |
| 10/14 | at Raiders | P | 1 | 0 | 1 | 0.0 | 0.0 | 0 | 0 | 1 | 0 | 0 | 0 | 0 | 0 | 0 | 1 | 0 | 0 | 0 | 0 | 0 | 0 | 0 | W | 27-3 |
| 10/28 | at Lions | P | 0 | 0 | 0 | 0.0 | 0.0 | 0 | 0 | 0 | 0 | 0 | 0 | 0 | 0 | 0 | 0 | 0 | 0 | 0 | 0 | 0 | 0 | 0 | W | 28-14 |
| 11/04 | Chargers | P | 0 | 0 | 0 | 0.0 | 0.0 | 0 | 0 | 1 | 0 | 0 | 0 | 0 | 0 | 0 | 0 | 0 | 0 | 1 | 0 | 1 | 0 | 0 | L | 17-25 |
| 11/11 | at Rams | P | 0 | 0 | 0 | 0.0 | 0.0 | 0 | 0 | 3 | 0 | 0 | 0 | 0 | 0 | 0 | 0 | 0 | 0 | 1 | 1 | 0 | 0 | 0 | L | 31-36 |
| 11/15 | Packers | P | 1 | 1 | 0 | 1.0 | 5.0 | 1 | 5 | 3 | 0 | 0 | 0 | 0 | 0 | 0 | 0 | 0 | 0 | 0 | 0 | 0 | 0 | 0 | W | 27-24 |
| 11/25 | at Panthers | P | 0 | 0 | 0 | 0.0 | 0.0 | 0 | 0 | 1 | 0 | 0 | 0 | 0 | 0 | 0 | 0 | 0 | 0 | 0 | 0 | 0 | 0 | 0 | W | 30-27 |
| 12/02 | 49ers | P | 0 | 0 | 0 | 0.0 | 0.0 | 0 | 0 | 2 | 0 | 0 | 0 | 0 | 0 | 0 | 0 | 0 | 0 | 0 | 0 | 0 | 0 | 0 | W | 43-16 |
| 12/10 | Vikings | P | 1 | 1 | 0 | 1.0 | 0.0 | 0 | 0 | 3 | 0 | 0 | 0 | 0 | 0 | 1 | 0 | 0 | 0 | 0 | 0 | 0 | 0 | 0 | W | 21-7 |
| 12/16 | at 49ers | P | 0 | 0 | 0 | 0.0 | 0.0 | 0 | 0 | 0 | 0 | 0 | 0 | 0 | 0 | 0 | 0 | 0 | 0 | 1 | 1 | 0 | 0 | 0 | L | 23-26+ |
| 12/23 | Chiefs | P | 0 | 0 | 0 | 0.0 | 0.0 | 0 | 0 | 1 | 0 | 0 | 0 | 0 | 0 | 0 | 0 | 0 | 0 | 0 | 0 | 0 | 0 | 0 | W | 38-31 |
| 12/30 | Cardinals | P | 2 | 2 | 0 | 1.0 | 7.0 | 0 | 0 | 3 | 0 | 0 | 0 | 0 | 0 | 1 | 0 | 0 | 0 | 0 | 0 | 0 | 0 | 0 | W | 27-24 |
| **2018 TOTALS** | | **16-0** | **6** | **5** | **1** | **3.0** | **12.0** | **2** | **6** | **18** | **0** | **0** | **0** | **0** | **0** | **2** | **1** | **0** | **0** | **4** | **3** | **1** | **0** | **0** | **10-6** | |

+ - Overtime

## 2019 GAME-BY-GAME REGULAR-SEASON STATISTICS (TEXANS)

| | | | TACKLES | | | | | | | | INTERCEPTIONS | | | | | O. FUMB | | | | ST | | | | | | |
|---|---|---|---|---|---|---|---|---|---|---|---|---|---|---|---|---|---|---|---|---|---|---|---|---|---|---|
| DATE | OPPONENT | P/S | TK | S | A | SK | YDS | TFL | YDS | QBP | NO | YDS | LG | TD | PD | FF | FR | TD | YDS | TK | S | A | FF | FR | W/L/T | SCORE |
| 09/09 | at Saints | P | 1 | 0 | 1 | 0.0 | 0.0 | 0 | 0 | 1 | 0 | 0 | 0 | 0 | 0 | 0 | 0 | 0 | 0 | 0 | 0 | 0 | 0 | 0 | L | 28-30 |
| 09/15 | Jaguars | P | 0 | 0 | 0 | 0.0 | 0.0 | 0 | 0 | 2 | 0 | 0 | 0 | 0 | 0 | 0 | 0 | 0 | 0 | 0 | 0 | 0 | 0 | 0 | W | 13-12 |
| 09/22 | at Chargers | P | 0 | 0 | 0 | 0.0 | 0.0 | 0 | 0 | 0 | 0 | 0 | 0 | 0 | 0 | 0 | 0 | 0 | 0 | 0 | 0 | 0 | 0 | 0 | W | 27-20 |
| 09/29 | Panthers | P | 0 | 0 | 0 | 0.0 | 0.0 | 0 | 0 | 0 | 0 | 0 | 0 | 0 | 0 | 0 | 0 | 0 | 0 | 0 | 0 | 0 | 0 | 0 | L | 10-16 |
| 10/06 | Falcons | P | 0 | 0 | 0 | 0.0 | 0.0 | 0 | 0 | 0 | 0 | 0 | 0 | 0 | 0 | 0 | 0 | 0 | 0 | 0 | 0 | 0 | 0 | 0 | W | 53-32 |
| 10/13 | at Chiefs | P | 0 | 0 | 0 | 0.0 | 0.0 | 0 | 0 | 1 | 0 | 0 | 0 | 0 | 0 | 0 | 0 | 0 | 0 | 0 | 0 | 0 | 0 | 0 | W | 31-24 |
| 10/20 | at Colts | P | 2 | 2 | 0 | 0.0 | 0.0 | 0 | 0 | 0 | 0 | 0 | 0 | 0 | 0 | 0 | 0 | 0 | 0 | 0 | 0 | 0 | 0 | 0 | L | 23-30 |
| 10/27 | Raiders | P | 0 | 0 | 0 | 0.0 | 0.0 | 0 | 0 | 1 | 0 | 0 | 0 | 0 | 0 | 0 | 0 | 0 | 0 | 0 | 0 | 0 | 0 | 0 | W | 27-24 |
| 11/03 | at Jaguars | P | 1 | 1 | 0 | 0.0 | 0.0 | 0 | 0 | 2 | 0 | 0 | 0 | 0 | 0 | 1 | 0 | 0 | 0 | 0 | 0 | 0 | 0 | 0 | W | 26-3 |
| 11/17 | at Ravens | P | 2 | 0 | 2 | 0.0 | 0.0 | 0 | 0 | 0 | 0 | 0 | 0 | 0 | 0 | 0 | 0 | 0 | 0 | 0 | 0 | 0 | 0 | 0 | L | 7-41 |
| 11/21 | Colts | P | 1 | 1 | 0 | 1.0 | 8.0 | 1 | 8 | 3 | 0 | 0 | 0 | 0 | 0 | 0 | 0 | 0 | 0 | 0 | 0 | 0 | 0 | 1 | W | 20-17 |
| 12/01 | Patriots | P | 3 | 1 | 2 | 1.5 | 11.0 | 1 | 9 | 3 | 0 | 0 | 0 | 0 | 0 | 0 | 0 | 0 | 0 | 0 | 0 | 0 | 0 | 0 | W | 28-22 |
| 12/08 | Broncos | P | 1 | 1 | 0 | 1.0 | 8.0 | 1 | 8 | 1 | 0 | 0 | 0 | 0 | 0 | 0 | 0 | 0 | 0 | 0 | 0 | 0 | 0 | 0 | L | 24-38 |
| 12/15 | at Titans | P | 0 | 0 | 0 | 0.0 | 0.0 | 0 | 0 | 1 | 0 | 0 | 0 | 0 | 0 | 0 | 0 | 0 | 0 | 0 | 0 | 0 | 0 | 0 | W | 24-21 |
| 12/21 | at Buccaneers | | | | | | | | | | | INACTIVE | | | | | | | | | | | | | W | 23-20 |
| 12/29 | Titans | | | | | | | | | | | INACTIVE | | | | | | | | | | | | | L | 14-35 |
| **2019 TOTALS** | | **14-0** | **11** | **6** | **5** | **3.5** | **27.0** | **3** | **25** | **15** | **0** | **0** | **0** | **0** | **0** | **1** | **0** | **0** | **0** | **0** | **0** | **0** | **0** | **1** | **10-6** | |

## 2020 GAME-BY-GAME REGULAR-SEASON STATISTICS (TEXANS)

| | | | TACKLES | | | | | | | | INTERCEPTIONS | | | | | O. FUMB | | | | ST | | | | | | |
|---|---|---|---|---|---|---|---|---|---|---|---|---|---|---|---|---|---|---|---|---|---|---|---|---|---|---|
| DATE | OPPONENT | P/S | TK | S | A | SK | YDS | TFL | YDS | QBP | NO | YDS | LG | TD | PD | FF | FR | TD | YDS | TK | S | A | FF | FR | W/L | SCORE |
| 09/10 | at Chiefs | P | 2 | 1 | 1 | 1.0 | 8.0 | 1 | 8 | 1 | 0 | 0 | 0 | 0 | 0 | 0 | 0 | 0 | 0 | 0 | 0 | 0 | 0 | 0 | L | 20-34 |
| 09/20 | Ravens | P | 2 | 2 | 0 | 0.0 | 0.0 | 0 | 0 | 0 | 0 | 0 | 0 | 0 | 0 | 0 | 0 | 0 | 0 | 0 | 0 | 0 | 0 | 0 | L | 16-33 |
| 09/27 | at Steelers | P | 0 | 0 | 0 | 0.0 | 0.0 | 0 | 0 | 0 | 0 | 0 | 0 | 0 | 0 | 0 | 0 | 0 | 0 | 0 | 0 | 0 | 0 | 0 | L | 21-28 |
| 10/04 | Vikings | P | 3 | 0 | 3 | 0.0 | 0.0 | 0 | 0 | 0 | 0 | 0 | 0 | 0 | 0 | 0 | 0 | 0 | 0 | 0 | 0 | 0 | 0 | 0 | L | 23-31 |
| 10/11 | Jaguars | P | 3 | 2 | 1 | 1.0 | 2.0 | 0 | 0 | 4 | 0 | 0 | 0 | 0 | 0 | 1 | 0 | 0 | 0 | 0 | 0 | 0 | 0 | 0 | W | 30-14 |
| 10/18 | at Titans | P | 1 | 1 | 0 | 0.0 | 0.0 | 0 | 0 | 1 | 0 | 0 | 0 | 0 | 0 | 0 | 1 | 0 | 0 | 0 | 0 | 0 | 0 | 0 | L | 36-42+ |
| 10/25 | Packers | P | 0 | 0 | 0 | 0.0 | 0.0 | 0 | 0 | 2 | 0 | 0 | 0 | 0 | 0 | 0 | 0 | 0 | 0 | 0 | 0 | 0 | 0 | 0 | L | 20-35 |
| 11/08 | at Jaguars | | | | | | | | | | RESERVE/COVID-19 | | | | | | | | | | | | | | W | 27-25 |
| 11/15 | at Browns | | | | | | | | | | RESERVE/COVID-19 | | | | | | | | | | | | | | L | 7-10 |
| 11/22 | Patriots | P | 2 | 2 | 0 | 0.0 | 0.0 | 0 | 0 | 0 | 0 | 0 | 0 | 0 | 0 | 0 | 0 | 0 | 0 | 0 | 0 | 0 | 0 | 0 | W | 27-20 |
| 11/26 | at Lions | P | 0 | 0 | 0 | 0.0 | 0.0 | 0 | 0 | 4 | 0 | 0 | 0 | 0 | 1 | 0 | 0 | 0 | 0 | 0 | 0 | 0 | 0 | 0 | W | 41-25 |
| 12/06 | Colts | P | 1 | 1 | 0 | 1.0 | 6.0 | 1 | 6 | 2 | 0 | 0 | 0 | 0 | 0 | 0 | 0 | 0 | 0 | 0 | 0 | 0 | 0 | 0 | L | 20-26 |
| 12/13 | at Bears | P | 2 | 1 | 1 | 0.0 | 0.0 | 0 | 0 | 1 | 0 | 0 | 0 | 0 | 0 | 0 | 0 | 0 | 0 | 0 | 0 | 0 | 0 | 0 | L | 7-36 |
| 12/20 | at Colts | P | 0 | 0 | 0 | 0.0 | 0.0 | 0 | 0 | 1 | 0 | 0 | 0 | 0 | 0 | 0 | 0 | 0 | 0 | 0 | 0 | 0 | 0 | 0 | L | 20-27 |
| 12/27 | Bengals | S | 4 | 3 | 1 | 0.0 | 0.0 | 1 | 6 | 0 | 0 | 0 | 0 | 0 | 0 | 0 | 0 | 0 | 0 | 0 | 0 | 0 | 0 | 0 | L | 31-37 |
| 01/03 | Titans | P | 0 | 0 | 0 | 0.0 | 0.0 | 0 | 0 | 0 | 0 | 0 | 0 | 0 | 0 | 0 | 0 | 0 | 0 | 0 | 0 | 0 | 0 | 0 | L | 38-41 |
| **2020 TOTALS** | | **14-1** | **20** | **13** | **7** | **3.0** | **16.0** | **3** | **20** | **16** | **0** | **0** | **0** | **0** | **1** | **1** | **1** | **0** | **0** | **0** | **0** | **0** | **0** | **0** | **4-12** | |

+ - Overtime

## 2021 GAME-BY-GAME REGULAR-SEASON STATISTICS (TEXANS)

| | | | TACKLES | | | | | | | | INTERCEPTIONS | | | | | O. FUMB | | | | ST | | | | | | |
|---|---|---|---|---|---|---|---|---|---|---|---|---|---|---|---|---|---|---|---|---|---|---|---|---|---|---|
| DATE | OPPONENT | P/S | TK | S | A | SK | YDS | TFL | YDS | QBP | NO | YDS | LG | TD | PD | FF | FR | TD | YDS | TK | S | A | FF | FR | W/L | SCORE |
| 09/12 | Jaguars | P | 1 | 0 | 1 | 0.0 | 0.0 | 0 | 0 | 2 | 0 | 0 | 0 | 0 | 0 | 0 | 0 | 0 | 0 | 0 | 0 | 0 | 0 | 0 | W | 37-21 |
| 09/19 | at Browns | P | 1 | 1 | 0 | 1.0 | 10.0 | 1 | 10 | 1 | 0 | 0 | 0 | 0 | 0 | 0 | 0 | 0 | 0 | 0 | 0 | 0 | 0 | 0 | L | 21-31 |
| 09/23 | Panthers | S | 3 | 1 | 2 | 0.0 | 0.0 | 1 | 0 | 3 | 0 | 0 | 0 | 0 | 0 | 0 | 0 | 0 | 0 | 0 | 0 | 0 | 0 | 0 | L | 9-24 |
| 10/03 | at Bills | S | 1 | 1 | 0 | 0.0 | 0.0 | 0 | 0 | 0 | 0 | 0 | 0 | 0 | 0 | 0 | 0 | 0 | 0 | 0 | 0 | 0 | 0 | 0 | L | 0-40 |
| 10/10 | Patriots | S | 1 | 1 | 0 | 0.0 | 0.0 | 1 | 1 | 2 | 0 | 0 | 0 | 0 | 0 | 0 | 0 | 0 | 0 | 0 | 0 | 0 | 0 | 0 | L | 22-25 |
| 10/17 | at Colts | S | 0 | 0 | 0 | 0.0 | 0.0 | 0 | 0 | 1 | 0 | 0 | 0 | 0 | 0 | 0 | 0 | 0 | 0 | 0 | 0 | 0 | 0 | 0 | L | 3-31 |
| 10/24 | at Cardinals | S | 4 | 2 | 2 | 0.0 | 0.0 | 1 | 2 | 2 | 0 | 0 | 0 | 0 | 1 | 0 | 0 | 0 | 0 | 0 | 0 | 0 | 0 | 0 | L | 5-31 |
| 10/31 | Rams | S | 0 | 0 | 0 | 0.0 | 0.0 | 0 | 0 | 2 | 0 | 0 | 0 | 0 | 0 | 0 | 0 | 0 | 0 | 0 | 0 | 0 | 0 | 0 | L | 22-38 |
| 11/07 | at Dolphins | S | 3 | 1 | 2 | 1.0 | 5.0 | 0 | 0 | 5 | 0 | 0 | 0 | 0 | 0 | 1 | 0 | 0 | 0 | 0 | 0 | 0 | 0 | 0 | L | 9-17 |
| 11/21 | at Titans | S | 2 | 1 | 1 | 1.0 | 1.0 | 0 | 0 | 6 | 0 | 0 | 0 | 0 | 0 | 1 | 0 | 0 | 0 | 0 | 0 | 0 | 0 | 0 | W | 22-13 |
| 11/28 | Jets | S | 2 | 1 | 1 | 1.0 | 9.0 | 1 | 9 | 3 | 0 | 0 | 0 | 0 | 0 | 0 | 0 | 0 | 0 | 0 | 0 | 0 | 0 | 0 | L | 14-21 |
| 12/05 | Colts | S | 2 | 1 | 1 | 0.0 | 0.0 | 0 | 0 | 1 | 0 | 0 | 0 | 0 | 0 | 0 | 0 | 0 | 0 | 0 | 0 | 0 | 0 | 0 | L | 0-31 |
| 12/12 | Seahawks | S | 0 | 0 | 0 | 0.0 | 0.0 | 0 | 0 | 3 | 0 | 0 | 0 | 0 | 0 | 0 | 0 | 0 | 0 | 0 | 0 | 0 | 0 | 0 | L | 13-33 |
| 12/19 | at Jaguars | | | | | | | | | | RESERVE/COVID-19 | | | | | | | | | | | | | | W | 30-16 |
| 12/26 | Chargers | P | 1 | 0 | 1 | 0.0 | 0.0 | 0 | 0 | 0 | 0 | 0 | 0 | 0 | 0 | 0 | 0 | 0 | 0 | 0 | 0 | 0 | 0 | 0 | W | 41-29 |
| 01/02 | at 49ers | S | 1 | 0 | 1 | 0.0 | 0.0 | 0 | 0 | 1 | 0 | 0 | 0 | 0 | 0 | 0 | 0 | 0 | 0 | 0 | 0 | 0 | 0 | 0 | L | 7-23 |
| 01/09 | Titans | S | 1 | 1 | 0 | 0.0 | 0.0 | 0 | 0 | 2 | 0 | 0 | 0 | 0 | 1 | 0 | 0 | 0 | 0 | 0 | 0 | 0 | 0 | 0 | L | 25-28 |
| **2021 TOTALS** | | **16-13** | **23** | **11** | **12** | **4.0** | **25.0** | **5** | **22** | **34** | **0** | **0** | **0** | **0** | **2** | **2** | **0** | **0** | **0** | **0** | **0** | **0** | **0** | **0** | **4-13** | |

## 2022 GAME-BY-GAME REGULAR-SEASON STATISTICS (JETS/BRONCOS)

| | | | TACKLES | | | | | | | | INTERCEPTIONS | | | | | O. FUMB | | | | ST | | | | | | |
|---|---|---|---|---|---|---|---|---|---|---|---|---|---|---|---|---|---|---|---|---|---|---|---|---|---|---|
| DATE | OPPONENT | P/S | TK | S | A | SK | YDS | TFL | YDS | QBP | NO | YDS | LG | TD | PD | FF | FR | TD | YDS | TK | S | A | FF | FR | W/L | SCORE |
| 09/11 | Ravens | P | 3 | 0 | 3 | 0.5 | 1.0 | 0 | 0 | 1 | 0 | 0 | 0 | 0 | 0 | 0 | 0 | 0 | 0 | 0 | 0 | 0 | 0 | 0 | L | 9-24 |
| 09/18 | at Browns | P | 2 | 1 | 1 | 0.0 | 0.0 | 0 | 0 | 2 | 0 | 0 | 0 | 0 | 0 | 0 | 0 | 0 | 0 | 0 | 0 | 0 | 0 | 0 | W | 31-30 |
| 09/25 | Bengals | P | 0 | 0 | 0 | 0.0 | 0.0 | 0 | 0 | 4 | 0 | 0 | 0 | 0 | 0 | 0 | 0 | 0 | 0 | 0 | 0 | 0 | 0 | 0 | L | 12-27 |
| 10/02 | at Steelers | P | 1 | 1 | 0 | 0.0 | 0.0 | 0 | 0 | 1 | 0 | 0 | 0 | 0 | 0 | 0 | 0 | 0 | 0 | 0 | 0 | 0 | 0 | 0 | W | 24-20 |
| 10/09 | Dolphins | P | 0 | 0 | 0 | 0.0 | 0.0 | 0 | 0 | 2 | 0 | 0 | 0 | 0 | 0 | 0 | 0 | 0 | 0 | 0 | 0 | 0 | 0 | 0 | W | 40-17 |
| 10/16 | at Packers | P | 0 | 0 | 0 | 0.0 | 0.0 | 0 | 0 | 1 | 0 | 0 | 0 | 0 | 0 | 0 | 0 | 0 | 0 | 0 | 0 | 0 | 0 | 0 | W | 27-10 |
| 10/23 | at Broncos | P | 1 | 0 | 1 | 0.0 | 0.0 | 0 | 0 | 2 | 0 | 0 | 0 | 0 | 0 | 0 | 0 | 0 | 0 | 0 | 0 | 0 | 0 | 0 | W | 16-9 |
| 10/30 | Patriots | P | 1 | 1 | 0 | 1.0 | 7.0 | 0 | 0 | 1 | 0 | 0 | 0 | 0 | 0 | 1 | 0 | 0 | 0 | 0 | 0 | 0 | 0 | 0 | L | 17-22 |
| | | | | | | | | | | | Went from **Jets** to **Broncos**. | | | | | | | | | | | | | | | |
| 11/13 | at Titans | P | 1 | 1 | 0 | 1.0 | 11.0 | 1 | 11 | 1 | 0 | 0 | 0 | 0 | 0 | 0 | 0 | 0 | 0 | 0 | 0 | 0 | 0 | 0 | L | 10-17 |
| 11/20 | Raiders | P | 1 | 0 | 1 | 0.0 | 0.0 | 0 | 0 | 0 | 0 | 0 | 0 | 0 | 0 | 0 | 0 | 0 | 0 | 0 | 0 | 0 | 0 | 0 | L | 16-22+ |
| 11/27 | at Panthers | P | 1 | 0 | 1 | 0.0 | 0.0 | 0 | 0 | 0 | 0 | 0 | 0 | 0 | 0 | 0 | 0 | 0 | 0 | 0 | 0 | 0 | 0 | 0 | L | 10-23 |
| 12/04 | at Ravens | P | 2 | 2 | 0 | 0.0 | 0.0 | 1 | 0 | 4 | 0 | 0 | 0 | 0 | 0 | 0 | 0 | 0 | 0 | 0 | 0 | 0 | 0 | 0 | L | 9-10 |
| 12/11 | Chiefs | P | 1 | 1 | 0 | 0.0 | 0.0 | 0 | 0 | 2 | 0 | 0 | 0 | 0 | 0 | 0 | 0 | 0 | 0 | 0 | 0 | 0 | 0 | 0 | L | 28-34 |
| 12/18 | Cardinals | | | | | | | | | | INJURED RESERVE | | | | | | | | | | | | | | W | 24-15 |
| 12/25 | at Rams | | | | | | | | | | INJURED RESERVE | | | | | | | | | | | | | | L | 14-51 |
| 01/01 | at Chiefs | | | | | | | | | | INJURED RESERVE | | | | | | | | | | | | | | L | 24-27 |
| 01/08 | Chargers | | | | | | | | | | INJURED RESERVE | | | | | | | | | | | | | | W | 31-28 |
| **2022 TOTALS** | | **13-0** | **14** | **7** | **7** | **2.5** | **19.0** | **2** | **11** | **21** | **0** | **0** | **0** | **0** | **0** | **1** | **0** | **0** | **0** | **0** | **0** | **0** | **0** | **0** | **7-10** | |

+ - Overtime

## 2023 GAME-BY-GAME REGULAR-SEASON STATISTICS (COLTS)

| | | | TACKLES | | | | | | | | INTERCEPTIONS | | | | | O. FUMB | | | | ST | | | | | | |
|---|---|---|---|---|---|---|---|---|---|---|---|---|---|---|---|---|---|---|---|---|---|---|---|---|---|---|
| DATE | OPPONENT | P/S | TK | S | A | SK | YDS | TFL | YDS | QBP | NO | YDS | LG | TD | PD | FF | FR | TD | YDS | TK | S | A | FF | FR | W/L | SCORE |
| 09/10 | Jaguars | P | 1 | 0 | 1 | 0.0 | 0.0 | 0 | 0 | 0 | 0 | 0 | 0 | 0 | 0 | 0 | 0 | 0 | 0 | 0 | 0 | 0 | 0 | 0 | L | 21-31 |
| 09/17 | at Texans | P | 1 | 1 | 0 | 1.0 | 11.0 | 1 | 11 | 2 | 0 | 0 | 0 | 0 | 0 | 0 | 0 | 0 | 0 | 0 | 0 | 0 | 0 | 0 | W | 31-20 |
| 09/24 | at Ravens | P | 0 | 0 | 0 | 0.0 | 0.0 | 0 | 0 | 0 | 0 | 0 | 0 | 0 | 0 | 0 | 0 | 0 | 0 | 0 | 0 | 0 | 0 | 0 | W | 22-19+ |
| 10/01 | Rams | P | 0 | 0 | 0 | 0.0 | 0.0 | 0 | 0 | 1 | 0 | 0 | 0 | 0 | 0 | 0 | 0 | 0 | 0 | 0 | 0 | 0 | 0 | 0 | L | 23-29+ |
| 10/08 | Titans | P | 1 | 1 | 0 | 0.0 | 0.0 | 0 | 0 | 1 | 0 | 0 | 0 | 0 | 0 | 0 | 0 | 0 | 0 | 0 | 0 | 0 | 0 | 0 | W | 23-16 |
| 10/15 | at Jaguars | P | 0 | 0 | 0 | 0.0 | 0.0 | 0 | 0 | 1 | 0 | 0 | 0 | 0 | 0 | 0 | 0 | 0 | 0 | 0 | 0 | 0 | 0 | 0 | L | 20-37 |
| 10/22 | Browns | P | 0 | 0 | 0 | 0.0 | 0.0 | 0 | 0 | 0 | 0 | 0 | 0 | 0 | 0 | 0 | 0 | 0 | 0 | 0 | 0 | 0 | 0 | 0 | L | 38-39 |
| 10/29 | Saints | P | 1 | 1 | 0 | 0.0 | 0.0 | 0 | 0 | 0 | 0 | 0 | 0 | 0 | 0 | 0 | 0 | 0 | 0 | 0 | 0 | 0 | 0 | 0 | L | 27-38 |
| 11/05 | at Panthers | P | 1 | 1 | 0 | 0.0 | 0.0 | 0 | 0 | 4 | 0 | 0 | 0 | 0 | 0 | 0 | 0 | 0 | 0 | 0 | 0 | 0 | 0 | 0 | W | 27-13 |
| 11/12 | at Patriots | P | 0 | 0 | 0 | 0.0 | 0.0 | 0 | 0 | 1 | 0 | 0 | 0 | 0 | 0 | 0 | 0 | 0 | 0 | 0 | 0 | 0 | 0 | 0 | W | 10-6 |
| 11/26 | Buccaneers | P | 0 | 0 | 0 | 0.0 | 0.0 | 0 | 0 | 0 | 0 | 0 | 0 | 0 | 0 | 0 | 0 | 0 | 0 | 0 | 0 | 0 | 0 | 0 | W | 27-20 |
| 12/03 | at Titans | P | 1 | 1 | 0 | 1.0 | 0.0 | 0 | 0 | 2 | 0 | 0 | 0 | 0 | 0 | 0 | 0 | 0 | 0 | 0 | 0 | 0 | 0 | 0 | W | 31-28+ |
| 12/10 | at Bengals | P | 0 | 0 | 0 | 0.0 | 0.0 | 0 | 0 | 0 | 0 | 0 | 0 | 0 | 0 | 0 | 0 | 0 | 0 | 0 | 0 | 0 | 0 | 0 | L | 14-34 |
| 12/16 | Steelers | P | 1 | 0 | 1 | 0.0 | 0.0 | 0 | 0 | 0 | 0 | 0 | 0 | 0 | 0 | 0 | 0 | 0 | 0 | 0 | 0 | 0 | 0 | 0 | W | 30-13 |
| 12/24 | at Falcons | P | 0 | 0 | 0 | 0.0 | 0.0 | 0 | 0 | 0 | 0 | 0 | 0 | 0 | 0 | 0 | 0 | 0 | 0 | 0 | 0 | 0 | 0 | 0 | L | 10-29 |
| 12/31 | Raiders | P | 0 | 0 | 0 | 0.0 | 0.0 | 0 | 0 | 0 | 0 | 0 | 0 | 0 | 0 | 0 | 0 | 0 | 0 | 0 | 0 | 0 | 0 | 0 | W | 23-20 |
| 01/06 | Texans | P | 0 | 0 | 0 | 0.0 | 0.0 | 0 | 0 | 1 | 0 | 0 | 0 | 0 | 0 | 0 | 0 | 0 | 0 | 0 | 0 | 0 | 0 | 0 | L | 19-23 |
| **2023 TOTALS** | | **17-0** | **7** | **5** | **2** | **2.0** | **11.0** | **1** | **11** | **13** | **0** | **0** | **0** | **0** | **0** | **0** | **0** | **0** | **0** | **0** | **0** | **0** | **0** | **0** | **9-8** | |

+ - Overtime

## 2024 GAME-BY-GAME REGULAR-SEASON STATISTICS (BEARS)

| | | | TACKLES | | | | | | | | INTERCEPTIONS | | | | | O. FUMB | | | | ST | | | | | | |
|---|---|---|---|---|---|---|---|---|---|---|---|---|---|---|---|---|---|---|---|---|---|---|---|---|---|---|
| DATE | OPPONENT | P/S | TK | S | A | SK | YDS | TFL | YDS | QBP | NO | YDS | LG | TD | PD | FF | FR | TD | YDS | TK | S | A | FF | FR | W/L | SCORE |
| 09/08 | Titans | | | | | | | | | | INJURED RESERVE | | | | | | | | | | | | | | W | 24-17 |
| 09/15 | at Texans | | | | | | | | | | INJURED RESERVE | | | | | | | | | | | | | | L | 13-19 |
| 09/22 | at Colts | | | | | | | | | | INJURED RESERVE | | | | | | | | | | | | | | L | 16-21 |
| 09/29 | Rams | | | | | | | | | | INJURED RESERVE | | | | | | | | | | | | | | W | 24-18 |
| 10/06 | Panthers | | | | | | | | | | INJURED RESERVE | | | | | | | | | | | | | | W | 36-10 |
| 10/13 | Jaguars | | | | | | | | | | INJURED RESERVE | | | | | | | | | | | | | | W | 35-16 |
| 10/27 | at Commanders | P | 2 | 1 | 1 | 0.0 | 0.0 | 1 | 4 | 3 | 0 | 0 | 0 | 0 | 0 | 0 | 0 | 0 | 0 | 1 | 0 | 1 | 0 | 0 | L | 15-18 |
| 11/03 | at Cardinals | P | 3 | 2 | 1 | 1.0 | 6.0 | 2 | 7 | 3 | 0 | 0 | 0 | 0 | 0 | 0 | 0 | 0 | 0 | 0 | 0 | 0 | 0 | 0 | L | 9-29 |
| 11/10 | Patriots | P | 3 | 3 | 0 | 1.0 | 0.0 | 0 | 0 | 4 | 0 | 0 | 0 | 0 | 0 | 0 | 0 | 0 | 0 | 0 | 0 | 0 | 0 | 0 | L | 3-19 |
| 11/17 | Packers | P | 0 | 0 | 0 | 0.0 | 0.0 | 0 | 0 | 0 | 0 | 0 | 0 | 0 | 0 | 0 | 0 | 0 | 0 | 0 | 0 | 0 | 0 | 0 | L | 19-20 |
| 11/24 | Vikings | P | 1 | 1 | 0 | 1.0 | 0.0 | 0 | 0 | 1 | 0 | 0 | 0 | 0 | 0 | 0 | 0 | 0 | 0 | 0 | 0 | 0 | 0 | 0 | L | 27-30+ |
| 11/28 | at Lions | P | 1 | 0 | 1 | 0.0 | 0.0 | 0 | 0 | 1 | 0 | 0 | 0 | 0 | 0 | 0 | 0 | 0 | 0 | 0 | 0 | 0 | 0 | 0 | L | 20-23 |
| 12/08 | at 49ers | P | 0 | 0 | 0 | 0.0 | 0.0 | 0 | 0 | 0 | 0 | 0 | 0 | 0 | 0 | 0 | 0 | 0 | 0 | 0 | 0 | 0 | 0 | 0 | L | 13-38 |
| 12/16 | at Vikings | P | 0 | 0 | 0 | 0.0 | 0.0 | 0 | 0 | 3 | 0 | 0 | 0 | 0 | 0 | 0 | 0 | 0 | 0 | 0 | 0 | 0 | 0 | 0 | L | 12-30 |
| 12/22 | Lions | P | 2 | 1 | 1 | 0.0 | 0.0 | 0 | 0 | 0 | 0 | 0 | 0 | 0 | 0 | 0 | 0 | 0 | 0 | 0 | 0 | 0 | 0 | 0 | L | 17-34 |
| 12/26 | Seahawks | P | 2 | 1 | 1 | 0.0 | 0.0 | 0 | 0 | 1 | 0 | 0 | 0 | 0 | 1 | 0 | 0 | 0 | 0 | 0 | 0 | 0 | 0 | 0 | L | 3-6 |
| 01/05 | at Packers | P | 0 | 0 | 0 | 0.0 | 0.0 | 0 | 0 | 1 | 0 | 0 | 0 | 0 | 0 | 0 | 0 | 0 | 0 | 0 | 0 | 0 | 0 | 0 | W | 24-22 |
| **2024 TOTALS** | | **11-0** | **14** | **9** | **5** | **3.0** | **6.0** | **3** | **11** | **17** | **0** | **0** | **0** | **0** | **1** | **0** | **0** | **0** | **0** | **1** | **0** | **1** | **0** | **0** | **5-12** | |

+ - Overtime

## 2025 GAME-BY-GAME REGULAR-SEASON STATISTICS (COMMANDERS)

| | | | TACKLES | | | | | | | | INTERCEPTIONS | | | | | O. FUMB | | | | ST | | | | | | |
|---|---|---|---|---|---|---|---|---|---|---|---|---|---|---|---|---|---|---|---|---|---|---|---|---|---|---|
| DATE | OPPONENT | P/S | TK | S | A | SK | YDS | TFL | YDS | QBP | NO | YDS | LG | TD | PD | FF | FR | TD | YDS | TK | S | A | FF | FR | W/L | SCORE |
| 09/07 | Giants | S | 1 | 0 | 1 | 0.0 | 0.0 | 0 | 0 | 3 | 0 | 0 | 0 | 0 | 0 | 0 | 0 | 0 | 0 | 0 | 0 | 0 | 0 | 0 | W | 21-6 |
| 09/11 | at Packers | P | 3 | 2 | 1 | 0.5 | 5.0 | 0 | 0 | 1 | 0 | 0 | 0 | 0 | 0 | 0 | 0 | 0 | 0 | 0 | 0 | 0 | 0 | 0 | L | 18-27 |
| 09/21 | Raiders | S | 2 | 1 | 1 | 0.0 | 0.0 | 0 | 0 | 0 | 0 | 0 | 0 | 0 | 0 | 0 | 0 | 0 | 0 | 0 | 0 | 0 | 0 | 0 | W | 41-24 |
| 09/28 | at Falcons | S | 2 | 2 | 0 | 0.0 | 0.0 | 0 | 0 | 0 | 0 | 0 | 0 | 0 | 0 | 0 | 0 | 0 | 0 | 0 | 0 | 0 | 0 | 0 | L | 27-34 |
| 10/05 | at Chargers | P | 3 | 1 | 2 | 0.5 | 3.0 | 0 | 0 | 3 | 0 | 0 | 0 | 0 | 0 | 0 | 0 | 0 | 0 | 0 | 0 | 0 | 0 | 0 | W | 27-10 |
| 10/13 | Bears | S | 3 | 1 | 2 | 0.0 | 0.0 | 0 | 0 | 3 | 0 | 0 | 0 | 0 | 0 | 0 | 0 | 0 | 0 | 0 | 0 | 0 | 0 | 0 | L | 24-25 |
| 10/19 | at Cowboys | S | 4 | 0 | 4 | 0.5 | 3.5 | 0 | 0 | 5 | 0 | 0 | 0 | 0 | 0 | 0 | 0 | 0 | 0 | 0 | 0 | 0 | 0 | 0 | L | 22-44 |
| 10/27 | at Chiefs | S | 2 | 2 | 0 | 2.0 | 4.0 | 2 | 4 | 4 | 0 | 0 | 0 | 0 | 0 | 0 | 0 | 0 | 0 | 0 | 0 | 0 | 0 | 0 | L | 7-28 |
| 11/02 | Seahawks | P | 2 | 0 | 2 | 0.0 | 0.0 | 0 | 0 | 1 | 0 | 0 | 0 | 0 | 0 | 0 | 0 | 0 | 0 | 0 | 0 | 0 | 0 | 0 | L | 14-38 |
| 11/09 | Lions | S | 2 | 2 | 0 | 0.0 | 0.0 | 0 | 0 | 3 | 0 | 0 | 0 | 0 | 0 | 0 | 0 | 0 | 0 | 0 | 0 | 0 | 0 | 0 | L | 22-44 |
| 11/16 | at Dolphins | S | 2 | 1 | 1 | 1.0 | 11.0 | 1 | 11 | 2 | 0 | 0 | 0 | 0 | 0 | 0 | 0 | 0 | 0 | 0 | 0 | 0 | 0 | 0 | L | 13-16+ |
| 11/30 | Broncos | S | 1 | 1 | 0 | 0.0 | 0.0 | 0 | 0 | 3 | 0 | 0 | 0 | 0 | 0 | 0 | 0 | 0 | 0 | 0 | 0 | 0 | 0 | 0 | L | 26-27+ |
| 12/07 | at Vikings | S | 4 | 1 | 3 | 0.0 | 0.0 | 0 | 0 | 3 | 0 | 0 | 0 | 0 | 0 | 0 | 0 | 0 | 0 | 0 | 0 | 0 | 0 | 0 | L | 0-31 |
| 12/14 | at Giants | S | 1 | 0 | 1 | 0.0 | 0.0 | 0 | 0 | 4 | 0 | 0 | 0 | 0 | 1 | 0 | 0 | 0 | 0 | 0 | 0 | 0 | 0 | 0 | W | 29-21 |
| 12/20 | Eagles | S | 2 | 2 | 0 | 1.0 | 5.0 | 0 | 0 | 2 | 0 | 0 | 0 | 0 | 0 | 1 | 0 | 0 | 0 | 0 | 0 | 0 | 0 | 0 | L | 18-29 |
| 12/25 | Cowboys | S | 4 | 1 | 3 | 0.0 | 0.0 | 0 | 0 | 2 | 0 | 0 | 0 | 0 | 0 | 0 | 0 | 0 | 0 | 0 | 0 | 0 | 0 | 0 | L | 23-30 |
| 01/04 | at Eagles | S | 1 | 0 | 1 | 0.0 | 0.0 | 0 | 0 | 5 | 0 | 0 | 0 | 0 | 0 | 0 | 0 | 0 | 0 | 0 | 0 | 0 | 0 | 0 | W | 24-17 |
| **2025 TOTALS** | | **17-14** | **39** | **17** | **22** | **5.5** | **31.5** | **3** | **15** | **44** | **0** | **0** | **0** | **0** | **1** | **1** | **0** | **0** | **0** | **0** | **0** | **0** | **0** | **0** | **5-12** | |

+ - Overtime

## 2026 GAME-BY-GAME REGULAR-SEASON STATISTICS (TITANS)

| | | | TACKLES | | | | | | | | INTERCEPTIONS | | | | | O. FUMB | | | | ST | | | | | | |
|---|---|---|---|---|---|---|---|---|---|---|---|---|---|---|---|---|---|---|---|---|---|---|---|---|---|---|
| DATE | OPPONENT | P/S | TK | S | A | SK | YDS | TFL | YDS | QBP | NO | YDS | LG | TD | PD | FF | FR | TD | YDS | TK | S | A | FF | FR | W/L | SCORE |
| 09/13 | Jets | S | 0 | 0 | 0 | 0.0 | 0.0 | 0 | 0 | 1 | 0 | 0 | 0 | 0 | 0 | 0 | 0 | 0 | 0 | 0 | 0 | 0 | 0 | 0 | L | 10-23 |
| 09/20 | Eagles | S | 1 | 1 | 0 | 1.0 | 11.0 | 1 | 11 | 6 | 0 | 0 | 0 | 0 | 0 | 0 | 0 | 0 | 0 | 0 | 0 | 0 | 0 | 0 | L | 20-24 |
| 09/27 | at Giants | S | 0 | 0 | 0 | 0.0 | 0.0 | 0 | 0 | 0 | 0 | 0 | 0 | 0 | 0 | 0 | 0 | 0 | 0 | 0 | 0 | 0 | 0 | 0 | L | 7-12 |
| 10/04 | at Ravens | S | 2 | 1 | 1 | 0.5 | 4.0 | 0 | 0 | 4 | 0 | 0 | 0 | 0 | 0 | 0 | 0 | 0 | 0 | 0 | 0 | 0 | 0 | 0 | L | 18-24 |
| 10/11 | Texans | S | 1 | 1 | 0 | 1.0 | 11.0 | 1 | 11 | 2 | 0 | 0 | 0 | 0 | 1 | 0 | 0 | 0 | 0 | 0 | 0 | 0 | 0 | 0 | L | 3-26 |
| 10/18 | at Colts | S | 2 | 1 | 1 | 1.0 | 6.0 | 1 | 6 | 4 | 0 | 0 | 0 | 0 | 1 | 0 | 0 | 0 | 0 | 0 | 0 | 0 | 0 | 0 | W | 26-20 |
| 10/25 | Browns | S | 1 | 1 | 0 | 0.0 | 0.0 | 1 | 2 | 2 | 0 | 0 | 0 | 0 | 0 | 0 | 0 | 0 | 0 | 0 | 0 | 0 | 0 | 0 | L | 24-27 |
| **2026 TOTALS** | | **7-7** | **7** | **5** | **2** | **3.5** | **32.0** | **4** | **30** | **19** | **0** | **0** | **0** | **0** | **2** | **0** | **0** | **0** | **0** | **0** | **0** | **0** | **0** | **0** | **1-6** | |

## 2018 GAME-BY-GAME POSTSEASON STATISTICS (SEAHAWKS)

| | | | TACKLES | | | | | | | | INTERCEPTIONS | | | | | O. FUMB | | | | ST | | | | | | |
|---|---|---|---|---|---|---|---|---|---|---|---|---|---|---|---|---|---|---|---|---|---|---|---|---|---|---|
| DATE | OPPONENT | P/S | TK | S | A | SK | YDS | TFL | YDS | QBP | NO | YDS | LG | TD | PD | FF | FR | TD | YDS | TK | S | A | FF | FR | W/L | SCORE |
| 01/05 | at Cowboys | P | 3 | 1 | 2 | 0.0 | 0.0 | 0 | 0 | 1 | 0 | 0 | 0 | 0 | 0 | 0 | 0 | 0 | 0 | 1 | 1 | 0 | 0 | 0 | L | 22-24 |
| **2018 TOTALS** | | **1-0** | **3** | **1** | **2** | **0.0** | **0.0** | **0** | **0** | **1** | **0** | **0** | **0** | **0** | **0** | **0** | **0** | **0** | **0** | **1** | **1** | **0** | **0** | **0** | **0-1** | |

## 2019 GAME-BY-GAME POSTSEASON STATISTICS (TEXANS)

| | | | TACKLES | | | | | | | | INTERCEPTIONS | | | | | O. FUMB | | | | ST | | | | | | |
|---|---|---|---|---|---|---|---|---|---|---|---|---|---|---|---|---|---|---|---|---|---|---|---|---|---|---|
| DATE | OPPONENT | P/S | TK | S | A | SK | YDS | TFL | YDS | QBP | NO | YDS | LG | TD | PD | FF | FR | TD | YDS | TK | S | A | FF | FR | W/L | SCORE |
| 01/04 | Bills | P | 1 | 1 | 0 | 1.0 | 19.0 | 1 | 19 | 1 | 0 | 0 | 0 | 0 | 0 | 0 | 1 | 0 | 0 | 0 | 0 | 0 | 0 | 0 | W | 22-19+ |
| 01/12 | at Chiefs | P | 1 | 1 | 0 | 0.0 | 0.0 | 1 | 3 | 0 | 0 | 0 | 0 | 0 | 0 | 0 | 0 | 0 | 0 | 0 | 0 | 0 | 0 | 0 | L | 31-51 |
| **2019 TOTALS** | | **2-0** | **2** | **2** | **0** | **1.0** | **19.0** | **2** | **22** | **1** | **0** | **0** | **0** | **0** | **0** | **0** | **1** | **0** | **0** | **0** | **0** | **0** | **0** | **0** | **1-1** | |

+ - Overtime

# DAVID MARTIN-ROBINSON

**TIGHT END ★ 6'3" ★ 255 LBS**

**COLLEGE:** TEMPLE ★ **HOMETOWN:** LANDISVILLE, PA.
**NFL EXPERIENCE (NFL/TITANS):** 3/3 ★ **ACQUIRED:** FA-'24
**GAMES PLAYED/GAMES STARTED:** 28/7 (Playoffs: 0/0)

88

**PRO:** The Titans signed David Martin-Robinson as a rookie free agent following the 2024 NFL Draft. The 6-foot-3-inch, 255-pounder made the Titans' 53-man roster out of training camp following a stellar preseason that saw him lead the team in receptions and receiving yards. During his rookie season, Martin-Robinson saw action in five games with two starts at tight end and recorded one reception for six yards. He followed that up by appearing in all 17 games in 2025 and ranking second on the squad with 10 special teams stops.

## TITANS TIDBITS:

• Martin-Robinson spent the 2022 spring break in Rome as part of Temple's Study Abroad program.

## CAREER TRANSACTIONS:

• The Lancaster, Pa., native was signed by the Titans as an undrafted free agent on May 10, 2024.

## SEASON RECAPS:

**2026 (6/1):**
• Against N.Y. Jets (9/13), saw action as a reserve on special teams.
• Against Philadelphia (9/20), played as a reserve at tight end and on special teams.
• At N.Y. Giants (9/27), started as the team opened in a three-tight-end set.
• At Baltimore (10/4), played as a reserve on special teams.
• Against Houston (10/11), was inactive.
• At Indianapolis (10/18), saw action as a reserve on special teams and at tight end.
• Against Cleveland (10/25), played as a reserve at tight end and on special teams.

**2025 (17/4):** Played in all 17 games for the first time in his career with four starts at tight end. Registered four receptions for 30 yards with a touchdown. Ranked second on the team with 10 special teams tackles. Tied for the team lead in special teams tackles three times in 2025 (at IND, vs. LAC, vs. NO).
• At Denver (9/7), finished second on the squad with two special teams tackles on coverage units.
• At Las Vegas (10/12), started at tight end and snared his first career touchdown reception. Grabbed a one-yard touchdown pass from Cam Ward late in the fourth quarter.
• Against L.A. Chargers (11/2), tied for the team lead with two special teams tackles.

**2024 (5/2):** Saw action in five games with two starts at tight end as a rookie and recorded one reception for six yards. Registered three special teams tackles. Was inactive for the first 12 games of the season. Tied for the team lead in special teams tackles twice in 2024 (at JAX, vs. HST). Made his NFL debut against Jacksonville (12/8/24).
• Against Jacksonville (12/8), played as a reserve on special teams and at tight end in his first career NFL contest.
• At Indianapolis (12/22), played as a reserve at tight end and snared his first career reception for six yards. Collected a special teams tackle on coverage units.
• At Jacksonville (12/29), made his first career start at tight end. Tied for the team lead with a special teams stop on coverage units.
• Against Houston (1/5), started at tight end. Collected a special teams stop on coverage units.

## COLLEGE:

• Appeared in 47 games at tight end over six seasons at Temple (2018-23) and caught 94 passes for 1,177 yards and six touchdowns for the Owls. He became the third Temple tight end to eclipse 1,000 career receiving yards and first tight end in school history to have 90 career receptions.
• As a graduate (2023), appeared in all 12 games, making 40 receptions for 537 yards and four touchdowns. Earned second team All-AAC after leading the team in receptions and tying for the lead in receiving scores.
• As a senior (2022), tallied then career-highs with 33 catches for 366 yards and two touchdowns. Appeared in nine games and was named fourth team All-AAC by Phil Steele.
• As a junior (2021), appeared in five games, totaling 61 yards on four receptions. Lettered after missing time with an injury.
• As a sophomore (2020), appeared in four games and recorded 11 receptions for 147 yards. Named to the AAC All-Academic team.
• As a redshirt freshman (2019), played in a career-high 13 games with six starts and made five catches for 64 yards.
• As a freshman (2018), was one of five freshman to see game action, appearing in four games before eventually redshirting.
• Graduated from Temple with a degree in psychology in February 2023.

## PERSONAL:

• Attended Hempfield (Pa.) High School and played wide receiver, running back, linebacker, safety and was a four-time letterwinner and two-time all-conference selection.
• As a senior, scored 11 touchdowns to go with 53 tackles, two interceptions and one forced fumble.
• Also played basketball and participated in track and field.
• Son of Michele Martin and Andre Robinson. Has a sister, Davida Robinson and a daughter, Darien Ressler.
• Follow Martin-Robinson on Instagram and X at @DMR717__.
• Born David Martin-Robinson on Dec. 26, 1999 in Lancaster, Pa.

## REGULAR SEASON COMPARISON: RECEIVING - CINCINNATI BENGALS

| DATE | OPP | W/L | GP/GS | REC | YDS. | AVG. | TD | LG | TGTS | YAC |
|---|---|---|---|---|---|---|---|---|---|---|
| 12/15/24 | TEN vs. CIN | L | P | 0 | 0 | 0 | 0 | 0 | 0 | 0 |
| TOTALS | | 0/1 | 1/0 | 0 | 0 | 0 | 0 | 0 | 0 | 0 |

## DAVID MARTIN-ROBINSON'S NFL REGULAR SEASON RUSHING/RECEIVING STATISTICS

| | | | | RECEIVING | | | | | RUSHING | | | | |
|---|---|---|---|---|---|---|---|---|---|---|---|---|---|
| DATE | TEAM | GP | GS | NO. | YDS. | AVG. | LG | TD | NO. | YDS. | AVG. | LG | TD |
| 2024 | Titans | 5 | 2 | 1 | 6 | 6.0 | 6 | 0 | 0 | 0 | 0.0 | 0 | 0 |
| 2025 | Titans | 17 | 4 | 4 | 30 | 7.5 | 14 | 1 | 0 | 0 | 0.0 | 0 | 0 |
| 2026 | Titans | 6 | 1 | 0 | 0 | 0.0 | 0 | 0 | 0 | 0 | 0.0 | 0 | 0 |
| NFL TOTALS | | 28 | 7 | 5 | 36 | 7.2 | 14 | 1 | 0 | 0 | 0.0 | 0 | 0 |

## SINGLE-GAME HIGHS: RECEIVING

| | |
|---|---|
| **Receptions** | 1 (5 times, last at Jacksonville Jaguars, Jan 04, 2026) |
| **Receiving Yards** | 14 (at Jacksonville Jaguars, Jan 04, 2026) |
| **Longest Receptions** | 14 (at Jacksonville Jaguars, Jan 04, 2026) |
| **Receiving TDs** | 1 (at Las Vegas Raiders, Oct 12, 2025) |
| **All-Purpose Yards** | 14 (at Jacksonville Jaguars, Jan 04, 2026) |
| **Special Teams Tackles** | 2 (3 times, last vs. New Orleans Saints, Dec 28, 2025) |
| **Most TDs** | 1 (at Las Vegas Raiders, Oct 12, 2025) |
| **Scrimmage Yards** | 14 (at Jacksonville Jaguars, Jan 04, 2026) |

## 2024 GAME-BY-GAME REGULAR-SEASON STATISTICS (TITANS)

| | | | RECEIVING | | | | | RUSHING | | | | | | |
|---|---|---|---|---|---|---|---|---|---|---|---|---|---|---|
| DATE | OPPONENT | P/S | NO. | YDS. | AVG. | LG | TD | NO. | YDS. | AVG. | LG | TD | W/L | SCORE |
| 09/08 | at Bears | | | | | | INACTIVE | | | | | | L | 17-24 |
| 09/15 | Jets | | | | | | INACTIVE | | | | | | L | 17-24 |
| 09/22 | Packers | | | | | | INACTIVE | | | | | | L | 14-30 |
| 09/30 | at Dolphins | | | | | | INACTIVE | | | | | | W | 31-12 |
| 10/13 | Colts | | | | | | INACTIVE | | | | | | L | 17-20 |
| 10/20 | at Bills | | | | | | INACTIVE | | | | | | L | 10-34 |
| 10/27 | at Lions | | | | | | INACTIVE | | | | | | L | 14-52 |
| 11/03 | Patriots | | | | | | INACTIVE | | | | | | W | 20-17+ |
| 11/10 | at Chargers | | | | | | INACTIVE | | | | | | L | 17-27 |
| 11/17 | Vikings | | | | | | INACTIVE | | | | | | L | 13-23 |
| 11/24 | at Texans | | | | | | INACTIVE | | | | | | W | 32-27 |
| 12/01 | at Commanders | | | | | | INACTIVE | | | | | | L | 19-42 |
| 12/08 | Jaguars | P | 0 | 0 | 0.0 | 0 | 0 | 0 | 0 | 0.0 | 0 | 0 | L | 6-10 |
| 12/15 | Bengals | P | 0 | 0 | 0.0 | 0 | 0 | 0 | 0 | 0.0 | 0 | 0 | L | 27-37 |
| 12/22 | at Colts | P | 1 | 6 | 6.0 | 6 | 0 | 0 | 0 | 0.0 | 0 | 0 | L | 30-38 |
| 12/29 | at Jaguars | S | 0 | 0 | 0.0 | 0 | 0 | 0 | 0 | 0.0 | 0 | 0 | L | 13-20 |
| 01/05 | Texans | S | 0 | 0 | 0.0 | 0 | 0 | 0 | 0 | 0.0 | 0 | 0 | L | 14-23 |
| **2024 TOTALS** | | **5-2** | **1** | **6** | **6.0** | **6** | **0** | **0** | **0** | **0.0** | **0** | **0** | **3-14** | |

+ - Overtime

## 2025 GAME-BY-GAME REGULAR-SEASON STATISTICS (TITANS)

| | | | RECEIVING | | | | | RUSHING | | | | | | |
|---|---|---|---|---|---|---|---|---|---|---|---|---|---|---|
| DATE | OPPONENT | P/S | NO. | YDS. | AVG. | LG | TD | NO. | YDS. | AVG. | LG | TD | W/L | SCORE |
| 09/07 | at Broncos | P | 0 | 0 | 0.0 | 0 | 0 | 0 | 0 | 0.0 | 0 | 0 | L | 12-20 |
| 09/14 | Rams | P | 0 | 0 | 0.0 | 0 | 0 | 0 | 0 | 0.0 | 0 | 0 | L | 19-33 |
| 09/21 | Colts | P | 0 | 0 | 0.0 | 0 | 0 | 0 | 0 | 0.0 | 0 | 0 | L | 20-41 |
| 09/28 | at Texans | P | 0 | 0 | 0.0 | 0 | 0 | 0 | 0 | 0.0 | 0 | 0 | L | 0-26 |
| 10/05 | at Cardinals | S | 0 | 0 | 0.0 | 0 | 0 | 0 | 0 | 0.0 | 0 | 0 | W | 22-21 |
| 10/12 | at Raiders | S | 1 | 1 | 1.0 | 1t | 1 | 0 | 0 | 0.0 | 0 | 0 | L | 10-20 |
| 10/19 | Patriots | P | 0 | 0 | 0.0 | 0 | 0 | 0 | 0 | 0.0 | 0 | 0 | L | 13-31 |
| 10/26 | at Colts | P | 0 | 0 | 0.0 | 0 | 0 | 0 | 0 | 0.0 | 0 | 0 | L | 14-38 |
| 11/02 | Chargers | P | 0 | 0 | 0.0 | 0 | 0 | 0 | 0 | 0.0 | 0 | 0 | L | 20-27 |
| 11/16 | Texans | P | 0 | 0 | 0.0 | 0 | 0 | 0 | 0 | 0.0 | 0 | 0 | L | 13-16 |
| 11/23 | Seahawks | S | 0 | 0 | 0.0 | 0 | 0 | 0 | 0 | 0.0 | 0 | 0 | L | 24-30 |
| 11/30 | Jaguars | P | 0 | 0 | 0.0 | 0 | 0 | 0 | 0 | 0.0 | 0 | 0 | L | 3-25 |
| 12/07 | at Browns | S | 1 | 6 | 6.0 | 6 | 0 | 0 | 0 | 0.0 | 0 | 0 | W | 31-29 |
| 12/14 | at 49ers | P | 0 | 0 | 0.0 | 0 | 0 | 0 | 0 | 0.0 | 0 | 0 | L | 24-37 |
| 12/21 | Chiefs | P | 0 | 0 | 0.0 | 0 | 0 | 0 | 0 | 0.0 | 0 | 0 | W | 26-9 |
| 12/28 | Saints | P | 1 | 9 | 9.0 | 9 | 0 | 0 | 0 | 0.0 | 0 | 0 | L | 26-34 |
| 01/04 | at Jaguars | P | 1 | 14 | 14.0 | 14 | 0 | 0 | 0 | 0.0 | 0 | 0 | L | 7-41 |
| **2025 TOTALS** | | **17-4** | **4** | **30** | **7.5** | **14** | **1** | **0** | **0** | **0.0** | **0** | **0** | **3-14** | |

## 2026 GAME-BY-GAME REGULAR-SEASON STATISTICS (TITANS)

| | | | RECEIVING | | | | | RUSHING | | | | | | |
|---|---|---|---|---|---|---|---|---|---|---|---|---|---|---|
| DATE | OPPONENT | P/S | NO. | YDS. | AVG. | LG | TD | NO. | YDS. | AVG. | LG | TD | W/L | SCORE |
| 09/13 | Jets | P | 0 | 0 | 0.0 | 0 | 0 | 0 | 0 | 0.0 | 0 | 0 | L | 10-23 |
| 09/20 | Eagles | P | 0 | 0 | 0.0 | 0 | 0 | 0 | 0 | 0.0 | 0 | 0 | L | 20-24 |
| 09/27 | at Giants | S | 0 | 0 | 0.0 | 0 | 0 | 0 | 0 | 0.0 | 0 | 0 | L | 7-12 |
| 10/04 | at Ravens | P | 0 | 0 | 0.0 | 0 | 0 | 0 | 0 | 0.0 | 0 | 0 | L | 18-24 |
| 10/11 | Texans | | | | | | INACTIVE | | | | | | L | 3-26 |
| 10/18 | at Colts | P | 0 | 0 | 0.0 | 0 | 0 | 0 | 0 | 0.0 | 0 | 0 | W | 26-20 |
| 10/25 | Browns | P | 0 | 0 | 0.0 | 0 | 0 | 0 | 0 | 0.0 | 0 | 0 | L | 24-27 |
| **2026 TOTALS** | | **6-1** | **0** | **0** | **0.0** | **0** | **0** | **0** | **0** | **0.0** | **0** | **0** | **1-6** | |

# DAN MOORE JR.

**TACKLE ★ 6'5" ★ 315 LBS**

**COLLEGE:** TEXAS A&M ★ **HOMETOWN:** BEAUMONT, TEXAS
**NFL EXPERIENCE (NFL/TITANS):** 6/2 ★ **ACQUIRED:** UFA (PIT)-'25
**GAMES PLAYED/GAMES STARTED:** 89/89(Playoffs: 3/3)

**75**

## CAREER HIGHLIGHTS

• Over the last five seasons (2021-25), Moore Jr. ranks third in the NFL in offensive snaps played by tackles (5,016), trailing only Penei Sewell (5,289) and Jake Matthews (5,098).
• In each of Moore's five NFL seasons, a running back has surpassed 1,000 rushing yards - Tony Pollard (2025) and Najee Harris (2021-24).

**PRO:** The Titans signed Dan Moore Jr. during the 2025 offseason to solidify the left tackle position. The 6-foot-5-inch, 315-pounder was selected by the Pittsburgh Steelers in the fourth round of the 2021 NFL Draft and started 66 games at left tackle for the club during his first four NFL campaigns. The Texas A&M product became the first Steelers rookie to start at left tackle since the 1970 AFL-NFL merger.

## TITANS TIDBITS:

• Prior to signing as a free agent with the Titans, Moore Jr. trained with two of his new teammates, Peter Skoronski and JC Latham, in Dallas.

## CAREER TRANSACTIONS:

• The Beaumont, Texas, native was selected by the Pittsburgh Steelers in the fourth round (128th overall) of the 2021 NFL Draft.
• Signed by the Titans as an unrestricted free agent on March 13, 2025.

## SEASON RECAPS:

**2026 (7/7 - Tennessee):**
• Against N.Y. Jets (9/13), started at left tackle.
• Against Philadelphia (9/20), started at left tackle and helped open holes for Titans' ball carriers to gain 122 yards on the ground.
• At N.Y. Giants (9/27), started at left tackle and was a part of an offensive line that did not allow a sack on 36 pass attempts.
• At Baltimore (10/4), started at left tackle.
• Against Houston (10/11), started at left tackle.
• At Indianapolis (10/18), started at left tackle and was a member of an offensive front that did not allow a sack in the contest.
• Against Cleveland (10/25), started at left tackle and opened holes for Titans' ball carriers to gain 141 yards on the ground, including 129 rush yards with three touchdowns from Tony Pollard.

**2025 (16/16 - Tennessee):** Started 16 games at left tackle in his first season with the Titans. Was inactive for one contest.
• At Denver (9/7), made his Titans debut as a starter at left tackle.
• At Arizona (10/5), started at left tackle and helped protect for an offense that amassed 327 total yards and scored 16 points in the fourth quarter of a 22-21 comeback victory.
• Against L.A. Chargers (11/2), started at left tackle in his 75th career game.
• At Cleveland (12/7), started at left tackle and opened holes for Titans' ball carriers to gain 184 rushing yards, including a career-high 161 yards on the ground by Tony Pollard. Part of an offensive front that allowed just one sack on 28 pass attempts.
• Against Kansas City (12/21), started at left tackle and blocked for a Titans' offense that accumlated a season-best 376 total yards. Opened holes for Titans' ball carriers to amass 164 yards on the ground, including 102 yards from Tony Pollard for his third consecutive 100-yard-plus rushing performance.

**2024 (17/17, 1/1 - Pittsburgh):** Started all 17 games at left tackle and helped Najee Harris rush for 1,043 yards with six rushing scores. Started at left tackle in the postseason contest.

**2023 (16/16, 1/1 - Pittsburgh):** Started 16 games at left tackle and played all 951 offensive snaps. Was inactive for one contest. Blocked for Najee Harris to run for 1,000-plus yards on the season, including a season-high 122 yards in Week 17 at Seattle. Helped the Steelers rush offense rank in the top five after Week 9 in rushes (323, 1st), rushing yards (1,452, 2nd), 10-plus yard rushes (39, 4th), first downs by rush (79, 3rd) and rushing touchdowns (13, t-2nd). Started at left tackle in the postseason matchup.

**2022 (17/17 - Pittsburgh):** Started all 17 regular season games at left tackle while playing all 1,160 offensive snaps. Blocked for Najee Harris to run for 1,000-plus yards for a second consecutive season, including a season-high 111 yards in Week 17 at Baltimore.

**2021 (16/16, 1/1 - Pittsburgh):** Started all 16 games at left tackle for the Steelers as a rookie and helped open holes for Najee Harris to rush for 1,200 yards. Became one of only two offensive linemen in franchise history to start 16 games their rookie season (Maurkice Pouncey). Was inactive for the regular season finale. Blocked for a 100-yard rusher three times (Week 5 vs. Denver; Week 10 vs. Detroit; Week 17 vs. Cleveland). Started at left tackle in his postseason debut.

## COLLEGE:

• Played in 44 games with 37 starts in four seasons at Texas A&M (2017-20). Started at left tackle in the final 36 games of his collegiate career with the Aggies.
• As a senior (2020), named second-team All-SEC after starting all 10 games and logging 691 snaps at left tackle. Was a key part of one of the best offensive lines in the nation as the unit led the SEC in sacks allowed (0.7), tackles for loss allowed (3.8) and yards per carry (5.45). Earned SEC Offensive Lineman of the Week honors for his performance against the Gamecocks.
• As a junior (2019), started 13 games at left tackle for the Aggies.
• As a sophomore (2018), started all 13 games at left tackle, helping the Aggies gain 5,590 total yards on the season. Was given the Sophomore Academic Award at the team's annual banquet.
• As a true freshman (2017), saw action in all eight games, earning a start at right tackle at Florida.
• Majored in finance at Texas A&M.

## PERSONAL:

• Attended Beaumont West Brook Senior (Texas) High School and was rated a three-star recruit by ESPN, PrepStar and Rivals.
• As a senior (2016), named to the PrepStar All-Midlands Region Team
• Rated the No. 73 offensive guard in the nation, No. 150 in the state of Texas and No. 194 in the Midlands Region.
• Follow Moore on Instagram at @danmooreii.
• Born Dan Moore Jr. on Sept. 28, 1998 in Beaumont, Texas.

## DAN MOORE JR.'S NFL REGULAR SEASON STATISTICS

| DATE | TEAM | GP | GS |
|---|---|---|---|
| 2021 | Steelers | 16 | 16 |
| 2022 | Steelers | 17 | 17 |
| 2023 | Steelers | 16 | 16 |
| 2024 | Steelers | 17 | 17 |
| 2025 | Titans | 16 | 16 |
| 2026 | Titans | 7 | 7 |
| NFL TOTALS | | 89 | 89 |

## DAN MOORE JR.'S NFL POSTSEASON STATISTICS

| DATE | TEAM | GP | GS |
|---|---|---|---|
| 2021 | Steelers | 1 | 1 |
| 2023 | Steelers | 1 | 1 |
| 2024 | Steelers | 1 | 1 |
| NFL TOTALS | | 3 | 3 |

## 2026 GAME-BY-GAME REGULAR-SEASON STATISTICS (TITANS)

| DATE | OPPONENT | P/S | | W/L | SCORE |
|---|---|---|---|---|---|
| 09/13 | Jets | S | | L | 10-23 |
| 09/20 | Eagles | S | | L | 20-24 |
| 09/27 | at Giants | S | | L | 7-12 |
| 10/04 | at Ravens | S | | L | 18-24 |
| 10/11 | Texans | S | | L | 3-26 |
| 10/18 | at Colts | S | | W | 26-20 |
| 10/25 | Browns | S | | L | 24-27 |
| 2026 TOTALS | | 7-7 | | 1-6 | |



# KALEL MULLINGS

## RUNNING BACK ★ 6'2" ★ 226 LBS

**COLLEGE:** MICHIGAN ★ **HOMETOWN:** BOSTON, MASS.
**NFL EXPERIENCE (NFL/TITANS):** 2/2 ★ **ACQUIRED:** D6B-'25
**GAMES PLAYED/GAMES STARTED:** 11/0(Playoffs: 0/0)

31

**PRO:** The Titans selected Kalel Mullings in the sixth round of the 2025 NFL Draft. The 6-foot-2-inch, 226-pounder is a big-bodied back with an innate ability to find holes and get upfield. During his rookie season, Mullings appeared in nine games. The Boston, Mass., native played five seasons (2020-24) at the University of Michigan where he began his career as a linebacker before transitioning to running back during his junior year.

### TITANS TIDBITS:

• Mullings was a part of an a cappella group all four years of high school at Milton Academy called the Miltones. He can also play the saxophone.
• Mullings is very passionate about traveling. He has visited South Africa, Portugal, Dubai, Shanghai, Morocco, Costa Rica, Trinidad, France, Spain, Belgium, Jamaica and England and hopes to continue to add to this list.
• During his time at the University of Michigan Business School, Mullings fell in love with real estate and sees it as a chance to help society. "In the country right now, there's many housing crises, people always need housing, homeless people as well, and being able to give back in that way and contribute to society in that way would be a blessing."

### CAREER TRANSACTIONS:

• The Boston, Mass., native was selected by the Titans in the sixth round (188th overall) of the 2025 NFL Draft.
• Waived by the Titans on Aug. 30, 2026 and signed to the team's practice squad two days later.
• Activated from the Titans' practice squad to the active roster standard elevation on Oct. 10, 2026.
• Activated from the Titans' practice squad to the active roster standard elevation on Oct. 24, 2026.

### SEASON RECAPS:

**2026 (2/0):**
• Against Houston (10/11), made his season debut as a reserve on special teams and at running back. Converted a third-and-one with a three-yard rush in the fourth quarter.
• Against Cleveland (10/25), played as a reserve on special teams.

**2025 (9/0):** Played as a reserve in nine games as a rookie and rushed three times for seven yards. Collected three special teams tackles on coverage units. Was inactive for one contest. Placed on injured reserve on Sept. 26 and missed seven games before being designated to return on Nov. 22. Tied for the team lead in special teams tackles once in 2025 (vs. KC). Made his NFL debut at Denver (9/7).
• At Denver (9/7), saw action as a reserve on special teams in his first career NFL contest.
• At San Francisco (12/14), played as a reserve at running back and rushed once for three yards with a first down. Posted a special teams tackle on coverage units. Kept the Titans' initial touchdown drive with a three-yard run on third-and-one in the second quarter..
• Against New Orleans (12/28), played as a reserve at running back and rushed once for four yards. Collected a special teams tackle. Kept the Titans' initial touchdown drive alive with a four-yard run on third-and-one late in the first quarter.

### COLLEGE:

• Mullings played five seasons (2020-24) at Michigan. He began his collegiate career as a linebacker and recorded 27 tackles and one pass defensed before transitioning to running back during his junior campaign. He recorded 235 carries for 1,201 yards and 16 touchdowns over his three seasons (2022-24) playing running back. He had a breakout year his final season when he tallied 948 yards on 185 carries with 12 touchdowns. Was a part of the 2023 National Championship team. During the championship game, Mullings gained 21 yards on three carries.
• As a graduate (2024), appeared in 12 games with four starts at running back. Led the team with 948 yards on 185 carries with 12 touchdowns. Also had six receptions for 35 yards and 74 kickoff return yards. On six occasions, he shared offensive player of the game honors. Was named third team All-Big Ten by the media. Named as the team's Offensive Player of the Year and the co-Bo Schembechler Most Valuable Player.
• As a senior (2023), played in 13 games at running back and contributed on special teams. Recorded 36 rushing attempts for 22 yards with one touchdown. Also had two receptions for 32 yards and returned one kickoff 26 yards. Made two tackles on defense.
• Against Washington (1/8), gained 21 yards on three carries in the National Championship game victory.
• As a junior (2022), appeared in 12 games with one start. Contributed as a linebacker in 10 games and as a running back in three. Totaled 12 tackles on defense. Tallied 14 rushing attempts for 31 yards with three touchdowns. Also recorded one punt return for 22 yards and completed one pass.
• As a sophomore (2021), appeared in 13 games as a linebacker and tallied 11 tackles.
• As a freshman (2020), appeared in six games on special teams and on defense at linebacker. Had one tackle and one pass defensed.
• Graduated from Michigan with a degree in business administration and a minor in real estate in May of 2024.

### PERSONAL:

• Attended Milton (Mass.) Academy and selected as a team captain his senior year. Was named Gatorade Player of the Year in the state of Massachusetts.
• Four-star ranking by 247Sports and Rivals.com. Top-rated player in Massachusetts, the 13th-best outside linebacker prospect and the 158th overall prospect in the nation by 247Sports.
• As a senior (2019), gained 371 rushing yards and scored 22 touchdowns. Added 18 receptions for 289 yards and four touchdowns. Additionally, he added two interceptions and two sacks on defense. Led Milton to an 8-1 record and the 2019 league championship.
• Also played basketball and ran track (4x100, 100-meter dash, 200-meter dash and long jump).
• Son of Dale and Calicia Mullings.
• Has one younger brother named Kris.
• Follow Mullings on X and Instagram at @kalelmullings
• Born Kalel Anthony Mullings on Oct. 4, 2002 in Boston, Mass.

### KALEL MULLINGS' NFL REGULAR SEASON RUSHING/RECEIVING STATISTICS

| | | | | RUSHING | | | | | RECEIVING | | | | |
|---|---|---|---|---|---|---|---|---|---|---|---|---|---|
| DATE | TEAM | GP | GS | NO. | YDS. | AVG. | LG | TD | NO. | YDS. | AVG. | LG | TD |
| 2025 | Titans | 9 | 0 | 3 | 7 | 2.3 | 4 | 0 | 0 | 0 | 0.0 | 0 | 0 |
| 2026 | Titans | 2 | 0 | 1 | 3 | 3.0 | 3 | 0 | 0 | 0 | 0.0 | 0 | 0 |
| NFL TOTALS | | 11 | 0 | 4 | 10 | 2.5 | 4 | 0 | 0 | 0 | 0.0 | 0 | 0 |

## SINGLE-GAME HIGHS: RUSHING/RECEIVING

| | |
|---|---|
| **Rush Attempts** | 1 (4 times, last vs. Houston Texans, Oct 11, 2026) |
| **Rushing Yards** | 4 (vs. New Orleans Saints, Dec 28, 2025) |
| **Longest Runs** | 4 (vs. New Orleans Saints, Dec 28, 2025) |
| **All-Purpose Yards** | 4 (vs. New Orleans Saints, Dec 28, 2025) |
| **Special Teams Tackles** | 1 (3 times, last vs. New Orleans Saints, Dec 28, 2025) |
| **Scrimmage Yards** | 4 (vs. New Orleans Saints, Dec 28, 2025) |

## 2025 GAME-BY-GAME REGULAR-SEASON STATISTICS (TITANS)

| | | | RUSHING | | | | | RECEIVING | | | | | | |
|---|---|---|---|---|---|---|---|---|---|---|---|---|---|---|
| DATE | OPPONENT | P/S | NO. | YDS. | AVG. | LG | TD | NO. | YDS. | AVG. | LG | TD | W/L | SCORE |
| 09/07 | at Broncos | P | 0 | 0 | 0.0 | 0 | 0 | 0 | 0 | 0.0 | 0 | 0 | L | 12-20 |
| 09/14 | Rams | | | | | | INACTIVE | | | | | | L | 19-33 |
| 09/21 | Colts | P | 0 | 0 | 0.0 | 0 | 0 | 0 | 0 | 0.0 | 0 | 0 | L | 20-41 |
| 09/28 | at Texans | | | | | | INJURED RESERVE | | | | | | L | 0-26 |
| 10/05 | at Cardinals | | | | | | INJURED RESERVE | | | | | | W | 22-21 |
| 10/12 | at Raiders | | | | | | INJURED RESERVE | | | | | | L | 10-20 |
| 10/19 | Patriots | | | | | | INJURED RESERVE | | | | | | L | 13-31 |
| 10/26 | at Colts | | | | | | INJURED RESERVE | | | | | | L | 14-38 |
| 11/02 | Chargers | | | | | | INJURED RESERVE | | | | | | L | 20-27 |
| 11/16 | Texans | | | | | | INJURED RESERVE | | | | | | L | 13-16 |
| 11/23 | Seahawks | P | 0 | 0 | 0.0 | 0 | 0 | 0 | 0 | 0.0 | 0 | 0 | L | 24-30 |
| 11/30 | Jaguars | P | 0 | 0 | 0.0 | 0 | 0 | 0 | 0 | 0.0 | 0 | 0 | L | 3-25 |
| 12/07 | at Browns | P | 0 | 0 | 0.0 | 0 | 0 | 0 | 0 | 0.0 | 0 | 0 | W | 31-29 |
| 12/14 | at 49ers | P | 1 | 3 | 3.0 | 3 | 0 | 0 | 0 | 0.0 | 0 | 0 | L | 24-37 |
| 12/21 | Chiefs | P | 1 | 0 | 0.0 | 0 | 0 | 0 | 0 | 0.0 | 0 | 0 | W | 26-9 |
| 12/28 | Saints | P | 1 | 4 | 4.0 | 4 | 0 | 0 | 0 | 0.0 | 0 | 0 | L | 26-34 |
| 01/04 | at Jaguars | P | 0 | 0 | 0.0 | 0 | 0 | 0 | 0 | 0.0 | 0 | 0 | L | 7-41 |
| **2025 TOTALS** | | **9-0** | **3** | **7** | **2.3** | **4** | **0** | **0** | **0** | **0.0** | **0** | **0** | **3-14** | |

## 2026 GAME-BY-GAME REGULAR-SEASON STATISTICS (TITANS)

| | | | RUSHING | | | | | RECEIVING | | | | | | |
|---|---|---|---|---|---|---|---|---|---|---|---|---|---|---|
| DATE | OPPONENT | P/S | NO. | YDS. | AVG. | LG | TD | NO. | YDS. | AVG. | LG | TD | W/L | SCORE |
| 09/13 | Jets | | | | | | PRACTICE SQUAD | | | | | | L | 10-23 |
| 09/20 | Eagles | | | | | | PRACTICE SQUAD | | | | | | L | 20-24 |
| 09/27 | at Giants | | | | | | PRACTICE SQUAD | | | | | | L | 7-12 |
| 10/04 | at Ravens | | | | | | PRACTICE SQUAD | | | | | | L | 18-24 |
| 10/11 | Texans | P | 1 | 3 | 3.0 | 3 | 0 | 0 | 0 | 0.0 | 0 | 0 | L | 3-26 |
| 10/18 | at Colts | | | | | | PRACTICE SQUAD | | | | | | W | 26-20 |
| 10/25 | Browns | P | 0 | 0 | 0.0 | 0 | 0 | 0 | 0 | 0.0 | 0 | 0 | L | 24-27 |
| **2026 TOTALS** | | **2-0** | **1** | **3** | **3.0** | **3** | **0** | **0** | **0** | **0.0** | **0** | **0** | **1-6** | |

# OLUWAFEMI OLADEJO

## DEFENSIVE END ★ 6'3" ★ 259 LBS

**COLLEGE:** UCLA ★ **HOMETOWN:** SACRAMENTO, CALIF.
**NFL EXPERIENCE (NFL/TITANS):** 2/2 ★ **ACQUIRED:** D2-'25
**GAMES PLAYED/GAMES STARTED:** 13/2(Playoffs: 0/0)

7

**PRO:** The Titans selected Oluwafemi Oladejo in the second round of the 2025 NFL Draft. The 6-foot-3-inch, 259-pounder is a versatile defensive end that is known for his aggression, wing-span and hard-hitting ability. Oladejo began his college career as an off-the-ball linebacker before transitioning to the edge position during his senior campaign. The UCLA product played his final two collegiate seasons with the Bruins after transferring from the University of California during the 2023 winter portal. During his rookie season, Oladejo appeared in six games with two starts before suffering a season-ending injury.

### TITANS TIDBITS:

• Oluwafemi is a Nigerian name. What it means in Yoruba, which is a Nigerian language, is 'God loves me.'

### CAREER TRANSACTIONS:

• The Sacramento, Calif., native was selected by the Titans in the second round (52nd overall) of the 2025 NFL Draft.

### SEASON RECAPS:

**2026 (7/0):** Has led the team in sacks once in 2026 (vs. CLE).
• Against N.Y. Jets (9/13), saw action as a reserve at defensive end and posted three tackles, including a stop for loss and a quarterback pressure. Stuffed Mason Taylor for an eight-yard loss on a tight end screen in the second quarter.
• Against Philadelphia (9/20), played as a reserve at defensive end and compiled a tackle.
• At N.Y. Giants (9/27), saw action as a reserve at defensive end and notched a tackle.
• At Baltimore (10/4), played as a reserve at defensive end and recorded a tackle with a quarterback pressure.
• Against Houston (10/11), saw action as a reserve at defensive end and collected a quarterback pressure.
• At Indianapolis (10/18), played as a reserve at defensive end and registered a tackle with a quarterback pressure. Scored his first career touchdown after recovering a blocked punt by Julius Chestnut and returning it 14 yards for a score in the fourth quarter.
• Against Cleveland (10/25), saw action as a reserve at defensive end and amassed two tackles, including his first career sack and two quarterback pressures. Posted a special teams tackle on coverage units. Chased down Deshaun Watson for his first career sack in the third quarter.

**2025 (6/2):** Played in six games with two starts at outside linebacker as a rookie. Registered 13 tackles, six quarterback pressures and two stops for loss. Placed on injured reserve on Oct. 14 and missed the final 11 contests of the season. Made his NFL debut and first career NFL start at Denver (9/7).
• At Denver (9/7), started at outside linebacker in his first career NFL contest and tallied two tackles with a quarterback pressure. Became the first Titans rookie to start at outside linebacker since 2018.
• At Las Vegas (10/12), played as a reserve at outside linebacker and totaled three tackles, including two stops for loss and two quarterback pressures. Stonewalled Raheem Mostert for a three-yard loss on a rush in the first quarter. Set the edge and dropped Ashton Jeanty for a five-yard loss on a rush off right end in the second stanza.

### COLLEGE:

• Played in 46 games with 27 starts over four seasons at UCLA (2023-24) and California (2021-22) and recorded 238 total tackles, 24 stops for loss, six sacks, a forced fumble and three fumble recoveries. Moved from inside linebacker to the edge spot during the 2024 season and finished the campaign with career highs in tackles for loss (13.5) and sacks (4.5).
• As a senior (2024), started all 12 games played by UCLA and logged 57 total tackles, 13.5 tackles for loss, 4.5 sacks and two pass breakups. His 13.5 stops for loss, 4.5 sacks and six quarterback hurries led the team. Earned Kenny Clark Award for most outstanding defensive lineman at the year-end team banquet. Started two games at inside linebacker before moving to edge spot. Named to Big Ten Conference Fall Academic Honor Roll and to Athletic Director's Honor Roll for Fall 2024.
• As a junior (2023), appeared in all 13 games with four starts in his first season with the Bruins. Collected 54 tackles, a half sack, 3.5 stops for loss, an interception, three passes defensed and two fumble recoveries. Named to Athletic Director's Honor Roll for Fall 2023 and Spring 2024. Enrolled at UCLA in January 2023.
• As a sophomore (2022), played in 12 games including 10 starts at California and recorded a career-high 91 tackles (second on team), to go along with 4.5 tackles for loss, a sack, an interception returned for 26 yards, two passes defensed, a forced fumble and a fumble recovery.
• As a freshman (2021), played in nine games with one start at linebacker for California and produced 36 tackles and 2.5 tackles for loss. Led all Cal freshmen in tackles and was one of eight true freshmen to play in a game and one of four to make a start.
• Graduated with a degree in African American studies from UCLA in Dec. 2024.

### PERSONAL:

• Attended Cosumnes Oaks (Calif.) High School and was a two-way player at defensive end and tight end. Participated in 23 of 25 possible games as a sophomore and junior before his senior season was canceled/postponed due to COVID-19.
• Registered two-year varsity career totals of 124 tackles, 18.0 tackles for loss, five sacks, six pass deflections and four forced fumbles on defense, while adding 14 receptions for 251 yards and three touchdowns on offense.
• Named as one of 15 players to watch from the Sac-Joaquin Section by MaxPreps prior to his 2020 senior campaign.
• As a junior (2019), played in all 14 games for a squad that finished 9-5 overall and reached the semifinals of the Sac-Joaquin Section Division II playoffs, contributing 84 tackles, 14.0 tackles for loss, five sacks, six pass deflections and four forced fumbles on defense. Registered nine receptions for 177 yards and three touchdowns on offense.
• As a sophomore (2018), had 40 tackles, four tackles for loss and one quarterback hurry on defense while adding five receptions for 74 yards on offense for a team that reached the opening round of the Sac-Joaquin Section Division II playoffs
• His name is pronounced o-loo-WAH-feh-me ole-uh-DAY-jo.
• Son of Victoria Gbodi and Rotimi Oladejo.
• Follow Oladejo on Instagram and X at @femigokrazy.
• Born Oluwafemi Oladejo on Sept. 20, 2003 in Sacramento, Calif.

### OLUWAFEMI OLADEJO'S NFL REGULAR SEASON DEFENSIVE STATISTICS

| | | | | TACKLES | | | | | | | | INTERCEPTIONS | | | | | O. FUMB | | | | ST | | | | |
|---|---|---|---|---|---|---|---|---|---|---|---|---|---|---|---|---|---|---|---|---|---|---|---|---|---|
| DATE | TEAM | GP | GS | TK | S | A | TFL | YDS | SK | YDS | QBP | NO | YDS | LG | TD | PD | FF | FR | TD | YDS | TK | S | A | FF | FR |
| 2025 | Titans | 6 | 2 | 13 | 5 | 8 | 2 | 8 | 0.0 | 0.0 | 6 | 0 | 0 | 0 | 0 | 0 | 0 | 0 | 0 | 0 | 0 | 0 | 0 | 0 | 0 |
| 2026 | Titans | 7 | 0 | 9 | 4 | 5 | 1 | 8 | 1.0 | 0.0 | 6 | 0 | 0 | 0 | 0 | 0 | 0 | 0 | 0 | 0 | 1 | 1 | 0 | 0 | 0 |
| NFL TOTALS | | 13 | 2 | 22 | 9 | 13 | 3 | 16 | 1.0 | 0.0 | 12 | 0 | 0 | 0 | 0 | 0 | 0 | 0 | 0 | 0 | 1 | 1 | 0 | 0 | 0 |

## SINGLE-GAME HIGHS: DEFENSIVE

| | |
|---|---|
| **Total Tackles** | 3 (2 times, last vs. New York Jets, Sep 13, 2026) |
| **Solo Tackles** | 2 (at Las Vegas Raiders, Oct 12, 2025) |
| **Sacks** | 1.0 (vs. Cleveland Browns, Oct 25, 2026) |
| **Tackles For Loss** | 2 (at Las Vegas Raiders, Oct 12, 2025) |
| **Special Teams Tackles** | 1 (vs. Cleveland Browns, Oct 25, 2026) |

## 2025 GAME-BY-GAME REGULAR-SEASON STATISTICS (TITANS)

| | | | TACKLES | | | | | | | | INTERCEPTIONS | | | | | O. FUMB | | | | ST | | | | | | |
|---|---|---|---|---|---|---|---|---|---|---|---|---|---|---|---|---|---|---|---|---|---|---|---|---|---|---|
| DATE | OPPONENT | P/S | TK | S | A | SK | YDS | TFL | YDS | QBP | NO | YDS | LG | TD | PD | FF | FR | TD | YDS | TK | S | A | FF | FR | W/L | SCORE |
| 09/07 | at Broncos | S | 2 | 0 | 2 | 0.0 | 0.0 | 0 | 0 | 1 | 0 | 0 | 0 | 0 | 0 | 0 | 0 | 0 | 0 | 0 | 0 | 0 | 0 | 0 | L | 12-20 |
| 09/14 | Rams | P | 2 | 0 | 2 | 0.0 | 0.0 | 0 | 0 | 0 | 0 | 0 | 0 | 0 | 0 | 0 | 0 | 0 | 0 | 0 | 0 | 0 | 0 | 0 | L | 19-33 |
| 09/21 | Colts | P | 2 | 1 | 1 | 0.0 | 0.0 | 0 | 0 | 1 | 0 | 0 | 0 | 0 | 0 | 0 | 0 | 0 | 0 | 0 | 0 | 0 | 0 | 0 | L | 20-41 |
| 09/28 | at Texans | P | 2 | 1 | 1 | 0.0 | 0.0 | 0 | 0 | 0 | 0 | 0 | 0 | 0 | 0 | 0 | 0 | 0 | 0 | 0 | 0 | 0 | 0 | 0 | L | 0-26 |
| 10/05 | at Cardinals | S | 2 | 1 | 1 | 0.0 | 0.0 | 0 | 0 | 2 | 0 | 0 | 0 | 0 | 0 | 0 | 0 | 0 | 0 | 0 | 0 | 0 | 0 | 0 | W | 22-21 |
| 10/12 | at Raiders | P | 3 | 2 | 1 | 0.0 | 0.0 | 2 | 8 | 2 | 0 | 0 | 0 | 0 | 0 | 0 | 0 | 0 | 0 | 0 | 0 | 0 | 0 | 0 | L | 10-20 |
| 10/19 | Patriots | | | | | | | | | | DID NOT PLAY | | | | | | | | | | | | | | L | 13-31 |
| 10/26 | at Colts | | | | | | | | | | INJURED RESERVE | | | | | | | | | | | | | | L | 14-38 |
| 11/02 | Chargers | | | | | | | | | | INJURED RESERVE | | | | | | | | | | | | | | L | 20-27 |
| 11/16 | Texans | | | | | | | | | | INJURED RESERVE | | | | | | | | | | | | | | L | 13-16 |
| 11/23 | Seahawks | | | | | | | | | | INJURED RESERVE | | | | | | | | | | | | | | L | 24-30 |
| 11/30 | Jaguars | | | | | | | | | | INJURED RESERVE | | | | | | | | | | | | | | L | 3-25 |
| 12/07 | at Browns | | | | | | | | | | INJURED RESERVE | | | | | | | | | | | | | | W | 31-29 |
| 12/14 | at 49ers | | | | | | | | | | INJURED RESERVE | | | | | | | | | | | | | | L | 24-37 |
| 12/21 | Chiefs | | | | | | | | | | INJURED RESERVE | | | | | | | | | | | | | | W | 26-9 |
| 12/28 | Saints | | | | | | | | | | INJURED RESERVE | | | | | | | | | | | | | | L | 26-34 |
| 01/04 | at Jaguars | | | | | | | | | | INJURED RESERVE | | | | | | | | | | | | | | L | 7-41 |
| **2025 TOTALS** | | **6-2** | **13** | **5** | **8** | **0.0** | **0.0** | **2** | **8** | **6** | **0** | **0** | **0** | **0** | **0** | **0** | **0** | **0** | **0** | **0** | **0** | **0** | **0** | **0** | **3-14** | |

## 2026 GAME-BY-GAME REGULAR-SEASON STATISTICS (TITANS)

| | | | TACKLES | | | | | | | | INTERCEPTIONS | | | | | O. FUMB | | | | ST | | | | | | |
|---|---|---|---|---|---|---|---|---|---|---|---|---|---|---|---|---|---|---|---|---|---|---|---|---|---|---|
| DATE | OPPONENT | P/S | TK | S | A | SK | YDS | TFL | YDS | QBP | NO | YDS | LG | TD | PD | FF | FR | TD | YDS | TK | S | A | FF | FR | W/L | SCORE |
| 09/13 | Jets | P | 3 | 1 | 2 | 0.0 | 0.0 | 1 | 8 | 1 | 0 | 0 | 0 | 0 | 0 | 0 | 0 | 0 | 0 | 0 | 0 | 0 | 0 | 0 | L | 10-23 |
| 09/20 | Eagles | P | 1 | 1 | 0 | 0.0 | 0.0 | 0 | 0 | 0 | 0 | 0 | 0 | 0 | 0 | 0 | 0 | 0 | 0 | 0 | 0 | 0 | 0 | 0 | L | 20-24 |
| 09/27 | at Giants | P | 1 | 0 | 1 | 0.0 | 0.0 | 0 | 0 | 0 | 0 | 0 | 0 | 0 | 0 | 0 | 0 | 0 | 0 | 0 | 0 | 0 | 0 | 0 | L | 7-12 |
| 10/04 | at Ravens | P | 1 | 0 | 1 | 0.0 | 0.0 | 0 | 0 | 1 | 0 | 0 | 0 | 0 | 0 | 0 | 0 | 0 | 0 | 0 | 0 | 0 | 0 | 0 | L | 18-24 |
| 10/11 | Texans | P | 0 | 0 | 0 | 0.0 | 0.0 | 0 | 0 | 1 | 0 | 0 | 0 | 0 | 0 | 0 | 0 | 0 | 0 | 0 | 0 | 0 | 0 | 0 | L | 3-26 |
| 10/18 | at Colts | P | 1 | 1 | 0 | 0.0 | 0.0 | 0 | 0 | 1 | 0 | 0 | 0 | 0 | 0 | 0 | 0 | 0 | 0 | 0 | 0 | 0 | 0 | 0 | W | 26-20 |
| 10/25 | Browns | P | 2 | 1 | 1 | 1.0 | 0.0 | 0 | 0 | 2 | 0 | 0 | 0 | 0 | 0 | 0 | 0 | 0 | 0 | 1 | 1 | 0 | 0 | 0 | L | 24-27 |
| **2026 TOTALS** | | **7-0** | **9** | **4** | **5** | **1.0** | **0.0** | **1** | **8** | **6** | **0** | **0** | **0** | **0** | **0** | **0** | **0** | **0** | **0** | **1** | **1** | **0** | **0** | **0** | **1-6** | |

# K.J. OSBORN

## WIDE RECEIVER ★ 5'11" ★ 203 LBS

**COLLEGE:** MIAMI (FLA.) ★ **HOMETOWN:** YPSILANTI, MICH.
**NFL EXPERIENCE (NFL/TITANS):** 6/1 ★ **ACQUIRED:** FA-'26
**GAMES PLAYED/GAMES STARTED:** 68/34(Playoffs: 1/1)

8

**PRO:** The Titans signed K.J. Osborn as a free agent during the 2026 offseason to add depth and experience to the wide receiver room. Prior to his arrival in Tennessee, the 5-foot-11-inch wide receiver appeared in 67 games with 34 starts. The Ypsilanti, Mich., native entered the league as a fifth round draft pick of the Minnestota Vikings and spent his first four seasons with the club. Osborn has also spent time with the New England Patriots, Washington Commanders and Atlanta Falcons.

### TITANS TIDBITS:

• Osborn, along with three other individuals, helped rescue a man from a vehicle engulfed in flames after a bad crash in March 2023.

### CAREER TRANSACTIONS:

• The Ypsilanti, Mich., native was selected by the Minnesota Vikings in the fifth round (176th overall) of the 2020 NFL Draft.
• Signed by the New England Patriots as an unrestricted free agent on March 17, 2024.
• Waived by the Patriots on Dec. 10, 2024.
• Claimed off waivers by the Washington Commanders on Dec. 11, 2024.
• Waived by the Commanders on Aug. 26, 2025.
• Signed to the Atlanta Falcons' practice squad on Nov. 24, 2025.
• Signed by the Titans as a free agent on April 1, 2026.
• Released by the Titans on Aug. 30 and signed to the team's practice squad a day later.
• Activated from the Titans' practice squad to the active roster standard elevation on Oct. 24, 2026.

### SEASON RECAPS:

**2026 (1/0 - Tennessee):**
• Against Cleveland (10/25), made his Titans debut as a reserve on special teams.

**2025 (0/0 - Washington; 0/0 - Atlanta):** Spent the offseason with Washington but was released on Aug. 26. Signed to Atlanta's practice squad in Week 12 and finished the season with the team.

**2024 (7/4 - New England; 1/0 - Washington):** Appeared in seven games with four starts for the Patriots and recorded seven receptions for 57 yards wth a touchdown. Was inactive for five games and did not play in another contest. Was released by the Patriots in Week 14 and claimed off waivers by the Commanders. Appeared in one game for the Commanders and was inactive for three games.
• At Jacksonville (10/20), recorded two receptions for 26 yards, including a 22-yard touchdown.

**2023 (16/12 - Minnesota):** Appeared in 16 games with 12 starts and recorded 48 receptions for 540 yards with three touchdowns. Was inactive for one contest.
• At Green Bay (10/29), hauled in a season-best 99 receiving yards on eight receptions.
• Against Denver (12/24), recorded five receptions for 95 yards and a touchdown, including a season-long 47-yard reception.

**2022 (17/9, 1/1 - Minnesota):** Appeared in all 17 regular season games with nine starts. Amassed a career-high 60 receptions for 650 yards along with five touchdowns. Started in the postseason contest.
• Against Indianapolis (12/17), registered his first career 100-yard receiving game recording a career-high 10 receptions for 157 yards.
• At Chicago (1/8), recorded five receptions for 117 yards.
• Against N.Y. Giants (1/15), started in his first career playoff game and recorded 20 receiving yards on two catches with a touchdown.

**2021 (17/9 - Minnesota):** Appeared in 17 games with nine starts and posted 50 catches for 655 yards with a career-best seven touchdowns. Had a touchdown in each of the last three games of the season. He owns the biggest Year 1 to Year 2 receiving differential in Vikings history, jumping from zero receiving yards as a rookie to 655 yards in his second season.
• At Arizona (9/19), recorded five receptions for 91 yards and caught his first career NFL touchdown.
• At Carolina (10/17), recorded a 27-yard walk-off touchdown in overtime to secure the win.

**2020 (9/0 - Minnesota):** Appeared in nine games as a reserve. Recorded 14 kickoff returns for 303 yards and seven punt returns for 27 yards. Made his NFL debut against Green Bay (9/13). Was inactive for six games and did not play in another contest.
• Against Green Bay (9/13), made his NFL debut and returned a pair of kickoffs for 64 yards with a long of 38 yards.
• Against Jacksonville (12/6), recorded a season-high 21 yards on three punt returns and a 14-yard kickoff return in the overtime win.

### COLLEGE:

• Appeared in 51 games with 36 starts between Buffalo (2015-18) and Miami (Fla.) (2019). During his collegiate career, amassed 2,037 receiving yards with 17 touchdowns. In addition, rushed for 53 yards with a score.
• As a senior (2019), started all 13 games for the Hurricanes and produced 547 receiving yards, which led the team. He also snared five touchdowns.
• As a junior (2018), started all 13 games for the Buffalo and caught a career-best 53 passes for a career-high 892 yards with seven touchdowns. Averaged 10.3 yards on 25 punt returns. Transferred to Miami (Fla.) at the conclusion of the season.
• As a sophomore (2017), appeared in 12 games with seven starts for Buffalo and ranked second on the team in receiving with 35 catches for 493 yards with four touchdowns. Named as an Academic All-MAC selection.
• As a redshirt freshman (2016), appeared in 12 games with two starts for Buffalo. Amassed 105 receiving yards with one touchdown and had a catch in five different games.
• As a freshman (2015), did not see game action and redshirted.
• Graduated from Buffalo in 2018 with a degree in sociology. Pursuing a master's degree in criminal justice from Miami (Fla.).

### PERSONAL:

• Attended Lincoln (Ypsilanti, Mich.) High School for his first three seasons and then transferred to IMG Academy for his senior season.
• As a senior (2014), posted 379 yards with 21 receptions and a team-best seven touchdowns.
• Also ran track and field and set the record for the 100m and 200m during his junior year at Lincoln.
• Follow Osborn on Instagram at @kj_osborn_ and on X at @KJ_Osborn.
• Born Kendrick Ladell Osborn Jr. on June 10, 1997 in Ypsilanti, Mich.

### REGULAR SEASON COMPARISON: RECEIVING - CINCINNATI BENGALS

| DATE | OPP | W/L | GP/GS | REC | YDS. | AVG. | TD | LG | TGTS | YAC |
|---|---|---|---|---|---|---|---|---|---|---|
| 9/12/21 | MIN @ CIN | L | S | 7 | 76 | 10.9 | 0 | 25 | 9 | 26 |
| 12/16/23 | MIN @ CIN | L | P | 1 | 3 | 3.0 | 0 | 3 | 2 | 4 |
| 9/8/24 | NE @ CIN | W | S | 3 | 21 | 7.0 | 0 | 9 | 6 | 5 |
| TOTALS | | 1/2 | 3/2 | 11 | 100 | 9.1 | 0 | 25 | 17 | 35 |

## K.J. OSBORN'S NFL REGULAR SEASON RUSHING/RECEIVING STATISTICS

| | | | | RECEIVING | | | | | RUSHING | | | | |
|---|---|---|---|---|---|---|---|---|---|---|---|---|---|
| DATE | TEAM | GP | GS | NO. | YDS. | AVG. | LG | TD | NO. | YDS. | AVG. | LG | TD |
| 2020 | Vikings | 9 | 0 | 0 | 0 | 0.0 | 0 | 0 | 0 | 0 | 0.0 | 0 | 0 |
| 2021 | Vikings | 17 | 9 | 50 | 655 | 13.1 | 64t | 7 | 1 | 10 | 10.0 | 10 | 0 |
| 2022 | Vikings | 17 | 9 | 60 | 650 | 10.8 | 66 | 5 | 3 | 6 | 2.0 | 5 | 0 |
| 2023 | Vikings | 16 | 12 | 48 | 540 | 11.3 | 47 | 3 | 0 | 0 | 0.0 | 0 | 0 |
| 2024 | Patriots | 7 | 4 | 7 | 57 | 8.1 | 22t | 1 | 0 | 0 | 0.0 | 0 | 0 |
| Went from **New England** to **Washington**. | | | | | | | | | | | | | |
| 2024 | Commanders | 1 | 0 | 0 | 0 | 0.0 | 0 | 0 | 0 | 0 | 0.0 | 0 | 0 |
| 2024 | TOTAL | 8 | 4 | 7 | 57 | 8.1 | 22t | 1 | 0 | 0 | 0.0 | 0 | 0 |
| 2025 | Falcons | 0 | 0 | 0 | 0 | 0.0 | 0 | 0 | 0 | 0 | 0.0 | 0 | 0 |
| 2026 | Titans | 1 | 0 | 0 | 0 | 0.0 | 0 | 0 | 0 | 0 | 0.0 | 0 | 0 |
| NFL TOTALS | | 68 | 34 | 165 | 1,902 | 11.5 | 66 | 16 | 4 | 16 | 4.0 | 10 | 0 |

## K.J. OSBORN'S NFL POSTSEASON RUSHING/RECEIVING STATISTICS

| | | | | RECEIVING | | | | | RUSHING | | | | |
|---|---|---|---|---|---|---|---|---|---|---|---|---|---|
| DATE | TEAM | GP | GS | NO. | YDS. | AVG. | LG | TD | NO. | YDS. | AVG. | LG | TD |
| 2022 | Vikings | 1 | 1 | 2 | 20 | 10.0 | 11 | 1 | 0 | 0 | 0.0 | 0 | 0 |
| 2024 | Commanders | 0 | 0 | 0 | 0 | 0.0 | 0 | 0 | 0 | 0 | 0.0 | 0 | 0 |
| NFL TOTALS | | 1 | 1 | 2 | 20 | 10.0 | 11 | 1 | 0 | 0 | 0.0 | 0 | 0 |

## K.J. OSBORN'S NFL REGULAR SEASON RETURN STATISTICS

| | | KICKOFF RETURNS | | | | | PUNT RETURNS | | | | | |
|---|---|---|---|---|---|---|---|---|---|---|---|---|
| DATE | TEAM | RET. | YDS. | AVG. | LG | TD | NO. | FC | YDS. | AVG. | LG | TD |
| 2020 | Vikings | 14 | 303 | 21.6 | 38 | 0 | 7 | 6 | 27 | 3.9 | 8 | 0 |
| 2021 | Vikings | 0 | 0 | 0.0 | 0 | 0 | 4 | 2 | 23 | 5.8 | 11 | 0 |
| 2022 | Vikings | 0 | 0 | 0.0 | 0 | 0 | 0 | 0 | 0 | 0.0 | 0 | 0 |
| 2023 | Vikings | 0 | 0 | 0.0 | 0 | 0 | 0 | 0 | 0 | 0.0 | 0 | 0 |
| 2024 | Patriots | 0 | 0 | 0.0 | 0 | 0 | 0 | 0 | 0 | 0.0 | 0 | 0 |
| Went from **New England** to **Washington**. | | | | | | | | | | | | |
| 2024 | Commanders | 0 | 0 | 0.0 | 0 | 0 | 0 | 0 | 0 | 0.0 | 0 | 0 |
| 2024 | TOTAL | 0 | 0 | 0.0 | 0 | 0 | 0 | 0 | 0 | 0.0 | 0 | 0 |
| 2025 | Falcons | 0 | 0 | 0.0 | 0 | 0 | 0 | 0 | 0 | 0.0 | 0 | 0 |
| 2026 | Titans | 0 | 0 | 0.0 | 0 | 0 | 0 | 0 | 0 | 0.0 | 0 | 0 |
| NFL TOTALS | | 14 | 303 | 21.6 | 38 | 0 | 11 | 8 | 50 | 4.5 | 11 | 0 |

## K.J. OSBORN'S NFL POSTSEASON RETURN STATISTICS

| | | KICKOFF RETURNS | | | | | PUNT RETURNS | | | | | |
|---|---|---|---|---|---|---|---|---|---|---|---|---|
| DATE | TEAM | RET. | YDS. | AVG. | LG | TD | NO. | FC | YDS. | AVG. | LG | TD |
| 2022 | Vikings | 0 | 0 | 0.0 | 0 | 0 | 0 | 0 | 0 | 0.0 | 0 | 0 |
| 2024 | Commanders | 0 | 0 | 0.0 | 0 | 0 | 0 | 0 | 0 | 0.0 | 0 | 0 |
| NFL TOTALS | | 0 | 0 | 0.0 | 0 | 0 | 0 | 0 | 0 | 0.0 | 0 | 0 |

## SINGLE-GAME HIGHS: RUSHING/RECEIVING

| | |
|---|---|
| Rush Attempts | 1 (4 times, last vs. New England Patriots, Nov 24, 2022) |
| Rushing Yards | 10 (vs. Cleveland Browns, Oct 03, 2021) |
| Longest Runs | 10 (vs. Cleveland Browns, Oct 03, 2021) |
| Receptions | 10 (vs. Indianapolis Colts, Dec 17, 2022) |
| Receiving Yards | 157 (vs. Indianapolis Colts, Dec 17, 2022) |
| Receiving Average | 27.7 (vs. Pittsburgh Steelers, Dec 09, 2021) |
| Longest Receptions | 66 (at Chicago Bears, Jan 08, 2023) |
| Receiving TDs | 1 (16 times, last at Jacksonville Jaguars, Oct 20, 2024) |
| All-Purpose Yards | 157 (vs. Indianapolis Colts, Dec 17, 2022) |
| Kickoff Returns | 4 (vs. Detroit Lions, Nov 08, 2020) |
| Kickoff Return Yards | 79 (vs. Detroit Lions, Nov 08, 2020) |
| Longest Kickoff Return | 38 (vs. Green Bay Packers, Sep 13, 2020) |
| Fair Catches | 2 (4 times, last vs. Dallas Cowboys, Oct 31, 2021) |
| Punt Return Yards | 21 (vs. Jacksonville Jaguars, Dec 06, 2020) |
| Longest Punt Return | 11 (at Chicago Bears, Dec 20, 2021) |
| Punt Returns | 3 (2 times, last at Chicago Bears, Dec 20, 2021) |
| Punt Return Average | 7.0 (vs. Jacksonville Jaguars, Dec 06, 2020) |
| Kickoff Return Average | 22.0 (at Indianapolis Colts, Sep 20, 2020) |
| Special Teams Tackles | 1 (3 times, last at Chicago Bears, Nov 16, 2020) |
| Most TDs | 1 (16 times, last at Jacksonville Jaguars, Oct 20, 2024) |
| Miscellaneous Tackles | 2 (vs. Chicago Bears, Nov 27, 2023) |
| Scrimmage Yards | 157 (vs. Indianapolis Colts, Dec 17, 2022) |

## SINGLE-GAME HIGHS - POSTSEASON: RECEIVING

| | |
|---|---|
| Receptions | 2 (vs. New York Giants, Jan 15, 2023) |
| Receiving Yards | 20 (vs. New York Giants, Jan 15, 2023) |
| Longest Receptions | 11 (vs. New York Giants, Jan 15, 2023) |
| Receiving TDs | 1 (vs. New York Giants, Jan 15, 2023) |
| All-Purpose Yards | 20 (vs. New York Giants, Jan 15, 2023) |
| Most TDs | 1 (vs. New York Giants, Jan 15, 2023) |
| Scrimmage Yards | 20 (vs. New York Giants, Jan 15, 2023) |

## 100-YARD RECEIVING GAMES (2): REGULAR SEASON

| DATE | TEAM | NO. | YDS. | AVG. | LG | TD |
|---|---|---|---|---|---|---|
| 12/17/22 | COLTS | 10 | 157 | 15.7 | 63 | 1 |
| 01/08/23 | at Bears | 5 | 117 | 23.4 | 66 | 0 |

## 2020 GAME-BY-GAME REGULAR-SEASON STATISTICS (VIKINGS)

| | | | RECEIVING | | | | | RUSHING | | | | | | |
|---|---|---|---|---|---|---|---|---|---|---|---|---|---|---|
| DATE | OPPONENT | P/S | NO. | YDS. | AVG. | LG | TD | NO. | YDS. | AVG. | LG | TD | W/L | SCORE |
| 09/13 | Packers | P | 0 | 0 | 0.0 | 0 | 0 | 0 | 0 | 0.0 | 0 | 0 | L | 34-43 |
| 09/20 | at Colts | P | 0 | 0 | 0.0 | 0 | 0 | 0 | 0 | 0.0 | 0 | 0 | L | 11-28 |
| 09/27 | Titans | | | | | | INACTIVE | | | | | | L | 30-31 |
| 10/04 | at Texans | P | 0 | 0 | 0.0 | 0 | 0 | 0 | 0 | 0.0 | 0 | 0 | W | 31-23 |
| 10/11 | at Seahawks | | | | | | INACTIVE | | | | | | L | 26-27 |
| 10/18 | Falcons | | | | | | INACTIVE | | | | | | L | 23-40 |
| 11/01 | at Packers | P | 0 | 0 | 0.0 | 0 | 0 | 0 | 0 | 0.0 | 0 | 0 | W | 28-22 |
| 11/08 | Lions | P | 0 | 0 | 0.0 | 0 | 0 | 0 | 0 | 0.0 | 0 | 0 | W | 34-20 |
| 11/16 | at Bears | P | 0 | 0 | 0.0 | 0 | 0 | 0 | 0 | 0.0 | 0 | 0 | W | 19-13 |
| 11/22 | Cowboys | P | 0 | 0 | 0.0 | 0 | 0 | 0 | 0 | 0.0 | 0 | 0 | L | 28-31 |
| 11/29 | Panthers | | | | | | INACTIVE | | | | | | W | 28-27 |
| 12/06 | Jaguars | P | 0 | 0 | 0.0 | 0 | 0 | 0 | 0 | 0.0 | 0 | 0 | W | 27-24+ |
| 12/13 | at Buccaneers | | | | | | INACTIVE | | | | | | L | 14-26 |
| 12/20 | Bears | | | | | | INACTIVE | | | | | | L | 27-33 |
| 12/25 | at Saints | P | 0 | 0 | 0.0 | 0 | 0 | 0 | 0 | 0.0 | 0 | 0 | L | 33-52 |
| 01/03 | at Lions | | | | | | DID NOT PLAY | | | | | | W | 37-35 |
| 2020 TOTALS | | 9-0 | 0 | 0 | 0.0 | 0 | 0 | 0 | 0 | 0.0 | 0 | 0 | 7-9 | |

+ - Overtime

## 2021 GAME-BY-GAME REGULAR-SEASON STATISTICS (VIKINGS)

| | | | RECEIVING | | | | | RUSHING | | | | | | |
|---|---|---|---|---|---|---|---|---|---|---|---|---|---|---|
| DATE | OPPONENT | P/S | NO. | YDS. | AVG. | LG | TD | NO. | YDS. | AVG. | LG | TD | W/L | SCORE |
| 09/12 | at Bengals | S | 7 | 76 | 10.9 | 25 | 0 | 0 | 0 | 0.0 | 0 | 0 | L | 24-27+ |
| 09/19 | at Cardinals | S | 5 | 91 | 18.2 | 64t | 1 | 0 | 0 | 0.0 | 0 | 0 | L | 33-34 |
| 09/26 | Seahawks | P | 2 | 26 | 13.0 | 15 | 0 | 0 | 0 | 0.0 | 0 | 0 | W | 30-17 |
| 10/03 | Browns | P | 3 | 26 | 8.7 | 20 | 0 | 1 | 10 | 10.0 | 10 | 0 | L | 7-14 |
| 10/10 | Lions | S | 3 | 14 | 4.7 | 8 | 0 | 0 | 0 | 0.0 | 0 | 0 | W | 19-17 |
| 10/17 | at Panthers | P | 6 | 78 | 13.0 | 27t | 1 | 0 | 0 | 0.0 | 0 | 0 | W | 34-28+ |
| 10/31 | Cowboys | P | 2 | 10 | 5.0 | 6 | 0 | 0 | 0 | 0.0 | 0 | 0 | L | 16-20 |
| 11/07 | at Ravens | S | 1 | 20 | 20.0 | 20 | 0 | 0 | 0 | 0.0 | 0 | 0 | L | 31-34+ |
| 11/14 | at Chargers | P | 0 | 0 | 0.0 | 0 | 0 | 0 | 0 | 0.0 | 0 | 0 | W | 27-20 |
| 11/21 | Packers | P | 1 | 19 | 19.0 | 19 | 0 | 0 | 0 | 0.0 | 0 | 0 | W | 34-31 |
| 11/28 | at 49ers | S | 1 | 5 | 5.0 | 5 | 0 | 0 | 0 | 0.0 | 0 | 0 | L | 26-34 |
| 12/05 | at Lions | P | 4 | 47 | 11.8 | 21 | 1 | 0 | 0 | 0.0 | 0 | 0 | L | 27-29 |
| 12/09 | Steelers | S | 3 | 83 | 27.7 | 62t | 1 | 0 | 0 | 0.0 | 0 | 0 | W | 36-28 |
| 12/20 | at Bears | S | 3 | 21 | 7.0 | 9 | 0 | 0 | 0 | 0.0 | 0 | 0 | W | 17-9 |
| 12/26 | Rams | P | 5 | 68 | 13.6 | 30 | 1 | 0 | 0 | 0.0 | 0 | 0 | L | 23-30 |
| 01/02 | at Packers | S | 3 | 50 | 16.7 | 30 | 1 | 0 | 0 | 0.0 | 0 | 0 | L | 10-37 |
| 01/09 | Bears | S | 1 | 21 | 21.0 | 21t | 1 | 0 | 0 | 0.0 | 0 | 0 | W | 31-17 |
| 2021 TOTALS | | 17-9 | 50 | 655 | 13.1 | 64T | 7 | 1 | 10 | 10.0 | 10 | 0 | 8-9 | |

+ - Overtime

## 2022 GAME-BY-GAME REGULAR-SEASON STATISTICS (VIKINGS)

| | | | RECEIVING | | | | | RUSHING | | | | | | |
|---|---|---|---|---|---|---|---|---|---|---|---|---|---|---|
| DATE | OPPONENT | P/S | NO. | YDS. | AVG. | LG | TD | NO. | YDS. | AVG. | LG | TD | W/L | SCORE |
| 09/11 | Packers | S | 3 | 14 | 4.7 | 7 | 0 | 0 | 0 | 0.0 | 0 | 0 | W | 23-7 |
| 09/19 | at Eagles | S | 2 | 25 | 12.5 | 15 | 0 | 0 | 0 | 0.0 | 0 | 0 | L | 7-24 |
| 09/25 | Lions | P | 5 | 73 | 14.6 | 28t | 1 | 0 | 0 | 0.0 | 0 | 0 | W | 28-24 |
| 10/02 | at Saints | S | 1 | 6 | 6.0 | 6 | 0 | 1 | -1 | -1.0 | -1 | 0 | W | 28-25 |
| 10/09 | Bears | S | 5 | 41 | 8.2 | 10 | 0 | 0 | 0 | 0.0 | 0 | 0 | W | 29-22 |
| 10/16 | at Dolphins | S | 3 | 18 | 6.0 | 8 | 0 | 0 | 0 | 0.0 | 0 | 0 | W | 24-16 |
| 10/30 | Cardinals | S | 2 | 8 | 4.0 | 5t | 1 | 0 | 0 | 0.0 | 0 | 0 | W | 34-26 |
| 11/06 | at Commanders | S | 0 | 0 | 0.0 | 0 | 0 | 0 | 0 | 0.0 | 0 | 0 | W | 20-17 |
| 11/13 | at Bills | S | 4 | 35 | 8.8 | 20 | 0 | 1 | 2 | 2.0 | 2 | 0 | W | 33-30+ |
| 11/20 | Cowboys | P | 2 | 17 | 8.5 | 12 | 0 | 0 | 0 | 0.0 | 0 | 0 | L | 3-40 |
| 11/24 | Patriots | P | 1 | 8 | 8.0 | 8 | 0 | 1 | 5 | 5.0 | 5 | 0 | W | 33-26 |
| 12/04 | Jets | P | 2 | 17 | 8.5 | 10 | 0 | 0 | 0 | 0.0 | 0 | 0 | W | 27-22 |
| 12/11 | at Lions | S | 5 | 38 | 7.6 | 15t | 1 | 0 | 0 | 0.0 | 0 | 0 | L | 23-34 |
| 12/17 | Colts | P | 10 | 157 | 15.7 | 63 | 1 | 0 | 0 | 0.0 | 0 | 0 | W | 39-36+ |
| 12/24 | Giants | P | 3 | 17 | 5.7 | 8 | 0 | 0 | 0 | 0.0 | 0 | 0 | W | 27-24 |
| 01/01 | at Packers | P | 7 | 59 | 8.4 | 16 | 1 | 0 | 0 | 0.0 | 0 | 0 | L | 17-41 |
| 01/08 | at Bears | P | 5 | 117 | 23.4 | 66 | 0 | 0 | 0 | 0.0 | 0 | 0 | W | 29-13 |
| 2022 TOTALS | | 17-9 | 60 | 650 | 10.8 | 66 | 5 | 3 | 6 | 2.0 | 5 | 0 | 13-4 | |

+ - Overtime

## 2023 GAME-BY-GAME REGULAR-SEASON STATISTICS (VIKINGS)

| | | | RECEIVING | | | | | RUSHING | | | | | | |
|---|---|---|---|---|---|---|---|---|---|---|---|---|---|---|
| DATE | OPPONENT | P/S | NO. | YDS. | AVG. | LG | TD | NO. | YDS. | AVG. | LG | TD | W/L | SCORE |
| 09/10 | Buccaneers | S | 3 | 31 | 10.3 | 19 | 0 | 0 | 0 | 0.0 | 0 | 0 | L | 17-20 |
| 09/14 | at Eagles | P | 3 | 34 | 11.3 | 18 | 1 | 0 | 0 | 0.0 | 0 | 0 | L | 28-34 |
| 09/24 | Chargers | S | 1 | 36 | 36.0 | 36t | 1 | 0 | 0 | 0.0 | 0 | 0 | L | 24-28 |
| 10/01 | at Panthers | S | 1 | 16 | 16.0 | 16 | 0 | 0 | 0 | 0.0 | 0 | 0 | W | 21-13 |
| 10/08 | Chiefs | S | 5 | 49 | 9.8 | 27 | 0 | 0 | 0 | 0.0 | 0 | 0 | L | 20-27 |
| 10/15 | at Bears | S | 4 | 48 | 12.0 | 21 | 0 | 0 | 0 | 0.0 | 0 | 0 | W | 19-13 |
| 10/23 | 49ers | S | 5 | 47 | 9.4 | 18 | 0 | 0 | 0 | 0.0 | 0 | 0 | W | 22-17 |
| 10/29 | at Packers | S | 8 | 99 | 12.4 | 32 | 0 | 0 | 0 | 0.0 | 0 | 0 | W | 24-10 |
| 11/05 | at Falcons | S | 2 | 17 | 8.5 | 13 | 0 | 0 | 0 | 0.0 | 0 | 0 | W | 31-28 |
| 11/12 | Saints | | | | | | INACTIVE | | | | | | W | 27-19 |
| 11/19 | at Broncos | S | 1 | 7 | 7.0 | 7 | 0 | 0 | 0 | 0.0 | 0 | 0 | L | 20-21 |
| 11/27 | Bears | S | 3 | 34 | 11.3 | 22 | 0 | 0 | 0 | 0.0 | 0 | 0 | L | 10-12 |
| 12/10 | at Raiders | S | 4 | 15 | 3.8 | 12 | 0 | 0 | 0 | 0.0 | 0 | 0 | W | 3-0 |
| 12/16 | at Bengals | P | 1 | 3 | 3.0 | 3 | 0 | 0 | 0 | 0.0 | 0 | 0 | L | 24-27+ |
| 12/24 | Lions | P | 5 | 95 | 19.0 | 47 | 1 | 0 | 0 | 0.0 | 0 | 0 | L | 24-30 |
| 12/31 | Packers | S | 0 | 0 | 0.0 | 0 | 0 | 0 | 0 | 0.0 | 0 | 0 | L | 10-33 |
| 01/07 | at Lions | P | 2 | 9 | 4.5 | 6 | 0 | 0 | 0 | 0.0 | 0 | 0 | L | 20-30 |
| **2023 TOTALS** | | **16-12** | **48** | **540** | **11.3** | **47** | **3** | **0** | **0** | **0.0** | **0** | **0** | **7-10** | |

+ - Overtime

## 2024 GAME-BY-GAME REGULAR-SEASON STATISTICS (PATRIOTS/COMMANDERS)

| | | | RECEIVING | | | | | RUSHING | | | | | | |
|---|---|---|---|---|---|---|---|---|---|---|---|---|---|---|
| DATE | OPPONENT | P/S | NO. | YDS. | AVG. | LG | TD | NO. | YDS. | AVG. | LG | TD | W/L | SCORE |
| 09/08 | at Bengals | S | 3 | 21 | 7.0 | 9 | 0 | 0 | 0 | 0.0 | 0 | 0 | W | 16-10 |
| 09/15 | Seahawks | S | 1 | 7 | 7.0 | 7 | 0 | 0 | 0 | 0.0 | 0 | 0 | L | 20-23+ |
| 09/19 | at Jets | S | 0 | 0 | 0.0 | 0 | 0 | 0 | 0 | 0.0 | 0 | 0 | L | 3-24 |
| 09/29 | at 49ers | S | 1 | 3 | 3.0 | 3 | 0 | 0 | 0 | 0.0 | 0 | 0 | L | 13-30 |
| 10/06 | Dolphins | | | | | | INACTIVE | | | | | | L | 10-15 |
| 10/13 | Texans | | | | | | DID NOT PLAY | | | | | | L | 21-41 |
| 10/20 | at Jaguars | P | 2 | 26 | 13.0 | 22t | 1 | 0 | 0 | 0.0 | 0 | 0 | L | 16-32 |
| 10/27 | Jets | P | 0 | 0 | 0.0 | 0 | 0 | 0 | 0 | 0.0 | 0 | 0 | W | 25-22 |
| 11/03 | at Titans | | | | | | INACTIVE | | | | | | L | 17-20+ |
| 11/10 | at Bears | P | 0 | 0 | 0.0 | 0 | 0 | 0 | 0 | 0.0 | 0 | 0 | W | 19-3 |
| 11/17 | Rams | | | | | | INACTIVE | | | | | | L | 22-28 |
| 11/24 | at Dolphins | | | | | | INACTIVE | | | | | | L | 15-34 |
| 12/01 | Colts | | | | | | INACTIVE | | | | | | L | 24-25 |
| | | | | | | | Went from **Patriots** to **Commanders**. | | | | | | | |
| 12/15 | at Saints | | | | | | INACTIVE | | | | | | W | 20-19 |
| 12/22 | Eagles | | | | | | INACTIVE | | | | | | W | 36-33 |
| 12/29 | Falcons | P | 0 | 0 | 0.0 | 0 | 0 | 0 | 0 | 0.0 | 0 | 0 | W | 30-24+ |
| 01/05 | at Cowboys | | | | | | INACTIVE | | | | | | W | 23-19 |
| **2024 TOTALS** | | **8-4** | **7** | **57** | **8.1** | **22T** | **1** | **0** | **0** | **0.0** | **0** | **0** | **7-10** | |

+ - Overtime

## 2025 GAME-BY-GAME REGULAR-SEASON STATISTICS (FALCONS)

| | | | RECEIVING | | | | | RUSHING | | | | | | |
|---|---|---|---|---|---|---|---|---|---|---|---|---|---|---|
| DATE | OPPONENT | P/S | NO. | YDS. | AVG. | LG | TD | NO. | YDS. | AVG. | LG | TD | W/L | SCORE |
| 11/30 | at Jets | | | | | | PRACTICE SQUAD | | | | | | L | 24-27 |
| 12/07 | Seahawks | | | | | | PRACTICE SQUAD | | | | | | L | 9-37 |
| 12/11 | at Buccaneers | | | | | | PRACTICE SQUAD | | | | | | W | 29-28 |
| 12/21 | at Cardinals | | | | | | PRACTICE SQUAD | | | | | | W | 26-19 |
| 12/29 | Rams | | | | | | PRACTICE SQUAD | | | | | | W | 27-24 |
| 01/04 | Saints | | | | | | PRACTICE SQUAD | | | | | | W | 19-17 |
| **2025 TOTALS** | | **0-0** | **0** | **0** | **0.0** | **0** | **0** | **0** | **0** | **0.0** | **0** | **0** | **4-2** | |

## 2026 GAME-BY-GAME REGULAR-SEASON STATISTICS (TITANS)

| | | | RECEIVING | | | | | RUSHING | | | | | | |
|---|---|---|---|---|---|---|---|---|---|---|---|---|---|---|
| DATE | OPPONENT | P/S | NO. | YDS. | AVG. | LG | TD | NO. | YDS. | AVG. | LG | TD | W/L | SCORE |
| 09/13 | Jets | | | | | PRACTICE SQUAD | | | | | | | L | 10-23 |
| 09/20 | Eagles | | | | | PRACTICE SQUAD | | | | | | | L | 20-24 |
| 09/27 | at Giants | | | | | PRACTICE SQUAD | | | | | | | L | 7-12 |
| 10/04 | at Ravens | | | | | PRACTICE SQUAD | | | | | | | L | 18-24 |
| 10/11 | Texans | | | | | PRACTICE SQUAD | | | | | | | L | 3-26 |
| 10/18 | at Colts | | | | | PRACTICE SQUAD | | | | | | | W | 26-20 |
| 10/25 | Browns | P | 0 | 0 | 0.0 | 0 | 0 | 0 | 0 | 0.0 | 0 | 0 | L | 24-27 |
| **2026 TOTALS** | | **1-0** | **0** | **0** | **0.0** | **0** | **0** | **0** | **0** | **0.0** | **0** | **0** | **1-6** | |

## 2022 GAME-BY-GAME POSTSEASON STATISTICS (VIKINGS)

| | | | RECEIVING | | | | | RUSHING | | | | | | |
|---|---|---|---|---|---|---|---|---|---|---|---|---|---|---|
| DATE | OPPONENT | P/S | NO. | YDS. | AVG. | LG | TD | NO. | YDS. | AVG. | LG | TD | W/L | SCORE |
| 01/15 | Giants | S | 2 | 20 | 10.0 | 11 | 1 | 0 | 0 | 0.0 | 0 | 0 | L | 24-31 |
| **2022 TOTALS** | | **1-1** | **2** | **20** | **10.0** | **11** | **1** | **0** | **0** | **0.0** | **0** | **0** | **0-1** | |

## 2024 GAME-BY-GAME POSTSEASON STATISTICS (COMMANDERS)

| | | | RECEIVING | | | | | RUSHING | | | | | | |
|---|---|---|---|---|---|---|---|---|---|---|---|---|---|---|
| DATE | OPPONENT | P/S | NO. | YDS. | AVG. | LG | TD | NO. | YDS. | AVG. | LG | TD | W/L | SCORE |
| 01/12 | at Buccaneers | | | | | INACTIVE | | | | | | | W | 23-20 |
| 01/18 | at Lions | | | | | INACTIVE | | | | | | | W | 45-31 |
| 01/26 | at Eagles | | | | | INACTIVE | | | | | | | L | 23-55 |
| **2024 TOTALS** | | **0-0** | **0** | **0** | **0.0** | **0** | **0** | **0** | **0** | **0.0** | **0** | **0** | **2-1** | |



# TONY POLLARD

**RUNNING BACK ★ 6'0" ★ 209 LBS**

**COLLEGE:** MEMPHIS ★ **HOMETOWN:** MEMPHIS, TENN.
**NFL EXPERIENCE (NFL/TITANS):** 8/3 ★ **ACQUIRED:** UFA (DAL)-'24
**GAMES PLAYED/GAMES STARTED:** 119/63(Playoffs: 4/1)

20

2022 2025

## CAREER HIGHLIGHTS

• Pollard and Derrick Henry are the NFL's only running backs to rush for 1,000 yards every season from 2022 to 2025.
• In 2025, Pollard led the Titans with a career-best 1,082 rushing yards to go along with five rushing scores.
• In 2024, Pollard started 16 games and ranked third in the AFC with 1,079 rushing yards on a career-high 260 carries.
• In 2023, Pollard started all 17 games for the first time in his career and led the Cowboys with 1,005 rushing yards on a career-high 252 carries with six touchdowns.
• In 2022, Pollard was selected to his first career Pro Bowl after rushing 193 times for 1,007 yards and nine scores, while averaging 5.2 yards-per-carry to rank third in the NFL.
• Pollard had a memorable 100-yard kickoff return for a touchdown against the Las Vegas Raiders on Thanksgiving Day in 2021.

**PRO:** The Titans signed Tony Pollard early in the 2024 offseason to add experience and a playmaking threat to the offensive backfield. The 6-foot, 209-pounder entered the NFL as a fourth-round pick of the Dallas Cowboys in 2019. The Memphis product served primarily as a backup during his first three seasons with the Cowboys before enjoying a breakout 2022 campaign with 1,007 rushing yards and 12 total touchdowns which led to his first career Pro Bowl nod. Dallas used the franchise tag on Pollard heading into the 2023 season, and he responded with 1,005 yards on the ground and six scores. In his two seasons with the Titans, Pollard registered back-to-back 1,000-yard rushing seasons.

## TITANS TIDBITS:

• Pollard's family owns Pollard's Bar-B-Q restaurant in his hometown of Memphis. Starting from humble beginnings, Pollard's was first established as a mobile catering business in 1995. As the demand for their unique southern style of Memphis BBQ grew, Pollard's reopened in the fall of 1996 as a small carry-out catering business. In 2011, Pollard's answered the overwhelming demands of its growing customer base by becoming a dine-in restaurant. With the new expansion came bigger and better things, such as an expanded menu and an upscale renovation by Food Network's Robert Irvine from Restaurant Impossible.
• Pollard was a dynamic kickoff returner at the collegiate level, tying a FBS record with seven career kickoff returns for touchdowns during his Memphis career.

## CAREER TRANSACTIONS:

• The Memphis, Tenn., native was selected by the Dallas Cowboys in the fourth round (128th overall) of the 2019 NFL Draft.
• Designated by the Cowboys as the non-exclusive franchise player on March 6, 2023 and signed the franchise tag tender on March 23, 2023.
• Signed by the Titans as an unrestricted free agent on March 14, 2024.

## SEASON RECAPS:

**2026 (7/7 - Tennessee):** Leads the team with 478 rushing yards and four touchdowns. Has 14 career 100-yard rushing games, including one in 2026 (vs. CLE). Has led the team in rushing yards seven times in 2026 (vs. NYJ, vs. PHI, at NYG, at BAL, vs. HST, at IND, vs. CLE).
• Against N.Y. Jets (9/13), started at running back and led the team with 35 rushing yards on seven carries. Snared one reception out of the backfield.
• Against Philadelphia (9/20), started at running back and led the team with 64 rushing yards on 14 carries. Added a reception out of the backfield.
• At N.Y. Giants (9/27), started at running back and led the team with 74 rushing yards on 17 carries. Snared four receptions for 22 yards. Hauled in an 18-yard reception during the Titans' final drive.
• At Baltimore (10/4), started at running back and led the team with 48 rushing yards on 16 carries with a touchdown. Hauled in two receptions out of the backfield. Evened the score at 7-7 with a three-yard touchdown run on third-and-goal in the first quarter. Surpassed the 6,000-yard rushing mark for his career.
• Against Houston (10/11), started at running back and collected a team-best 52 rushing yards on 14 carries.
• At Indianapolis (10/18), started at running back and rushed for a team-high 76 yards on 19 carries. Rumbled for a 16-yard gain during a Titans' scoring drive in the third quarter.
• Against Cleveland (10/25), led the team with 129 rushing yards on 25 carries with a career-high-tying three touchdowns. Hauled in three receptions for 26 yards. Carried the ball five times for 60 yards on the opening touchdown drive. Gave the Titans an early 7-0 lead with a 36-yard touchdown scamper early in the first quarter. Increased the Titans advantage to 14-0 with a 10-yard touchdown run midway through the opening stanza. Evened the score at 24-24 with a one-yard touchdown plunge late in the final period.

**2025 (17/17 - Tennessee):** Started all 17 games at running back. Led the team with a career-best 1,082 rushing yards and five rushing touchdowns. Grabbed 33 receptions for 206 yards. Led the offense with 1,288 scrimmage yards. It was his fourth consecutive campaign to reach 1,200 scrimmage yards. Became the fourth player in Titans/Oilers history to rush for 1,000 yards in each of his first two seasons with the club, joining Earl Campbell (1978-81), Eddie George (1996-00) and Chris Johnson (2008-13). With 1,082 rushing yards in 2025, he recorded his fourth consecutive 1,000-yard season. Pollard and Derrick Henry are the NFL's only running backs to rush for 1,000 yards every season from 2022 to 2025. Posted a career-high 161 rushing yards at Cleveland (12/7/25). Led the team in rushing yards 13 times in 2025 (at DEN, vs. LAR, vs. IND, at HST, at ARZ, at LV, vs. LAC, vs. JAX, at CLE, at SF, vs. KC, vs. NO, at JAX). Led the team in receptions twice in 2025 (at HST, vs. NE). Led the team in receiving yards once in 2025 (at DEN). Selected as a team captain by his teammates.
• Against L.A. Rams (9/14), led the team with 92 rushing yards on 20 carries.
• At Arizona (10/5), started at running back in his 100th career regular season game and rushed 14 times for 67 yards with a touchdown. Registered the 30th rushing touchdown of his career. In the third quarter, reached the 5,000-yard career rushing mark. Snared three receptions for 11 yards. Cut the Cardinals' lead to 21-12 with a one-yard touchdown plunge in the fourth quarter. Set up Joey Slye's game-winning field goal with an 11-yard run down to the Cardinals' four-yard line late in the fourth quarter.
• At Cleveland (12/7), led the team with a career-high 161 rushing yards on 25 carries with two touchdowns. Increased the Titans' lead to 14-3 with a 65-yard touchdown run late in the opening quarter. Gave the Titans a 21-17 advantage with a 32-yard touchdown run off left tackle late in the third quarter.
• At San Francisco (12/14), led the team with 104 rushing yards on 14 carries with a touchdown. After the previous week's 161 rushing yards, he produced back-to-back 100-yard rushing performances for the second time in his career. Set up the Titans' opening field goal with a 22-yard scamper down to the 49ers' 16-yard line in the first quarter. Cut the 49ers' lead to 34-24 with a six-yard touchdown run in the final stanza.
• Against Kansas City (12/21), led the team with 102 rushing yards on 21 carries. It marked the first time in his career with 100 rushing yards in three consecutive games.
• Against New Orleans (12/28), carried the ball 18 times for 85 yards. Hauled in two receptions for 10 yards. On a 25-yard run in the third quarter, he reached the 1,000-yard rushing mark for the fourth consecutive season.

**2024 (16/16 - Tennessee):** Started 16 games at running back in his first season with the Titans and ranked third in the AFC with a career-best 1,079 rushing yards on 260 carries. Led the squad with five rushing touchdowns and 1,317 scrimmage yards. Ranked third on the team with 41 receptions for 238 yards. Registered his fourth consecutive season with at least 1,000 scrimmage yards. Was inactive for one contest. Has 10 career 100-yard rushing games, including three in 2024 (vs. NE, at HST, vs. JAX). Led the team in rushing yards 14 times in 2024 (at CHI, vs. NYJ, vs. GB, at MIA, vs. IND, at BUF, at DET, vs. NE, at HST, at WAS, vs. JAX, vs. CIN, at IND, vs. HST). Led or tied for the team lead in receptions three times in 2024 (vs. NYJ, at MIA, at WAS).
• At Chicago (9/8), made his Titans debut as the starter at running back and led the team with 82 rushing yards on 16 carries with a touchdown. Snared three receptions for 12 yards out of the backfield. Gave the Titans an early 7-0 lead with a 26-yard touchdown jaunt off left guard late in the first quarter.
• Against N.Y. Jets (9/15), carried the ball 17 times for a team-high 62 yards. Led the team with five receptions for 40 yards.
• At Miami (9/30), led the team with 88 rushing yards on 22 carries with a touchdown. Tied for the team lead with two receptions for 20 yards. Registered his 18th career game with at least 100 scrimmage yards. Setup the Titans' first touchdown with a 41-yard jaunt off left tackle to the Dolphins' seven-yard line in the third quarter. Sealed the victory with a four-yard touchdown run on fourth-and-goal late in the final stanza.
• Against Indianapolis (10/13), rushed 17 times for a team-high 93 yards with a touchdown. Snared three receptions out of the backfield. Gave the Titans a 17-10 advantage with a 23-yard touchdown scamper on third-and-19 in the third stanza.
• At Buffalo (10/20), led the team with 61 rushing yards on 16 carries and in the process reached 4,000 rushing yards for his career.
• At Detroit (10/27), led the team with 94 rushing yards on 20 carries. Caught three passes for 23 yards.
• Against New England (11/3), rushed a career-high 28 times for a season-best 128 yards. Hauled in three receptions for 26 yards. His 154 scrimmage yards were the second-best scrimmage yard total of his career. Set up the Titans' opening touchdown with a 32-yard rumble down to the Patriots' nine-yard line in the first quarter. Extended the Titans' game-winning drive with a nine-yard run up the middle on third-and-three in overtime.
• At Houston (11/24), started at running back and led the team with 119 rushing yards on 24 carries with a touchdown. Hauled in three passes for 10 yards out of the backfield. Increased the Titans lead to 17-7 with a 10-yard touchdown jaunt in the second quarter.
• Against Jacksonville (12/8), carried the ball 21 times for 102 yards. Grabbed two receptions for 22 yards out of the backfield.

**2023 (17/17, 1/1 - Dallas):** Started all 17 games for the first time in his career and led the team with 1,005 rushing yards on a career-high 252 carries with six touchdowns. Also finished third on the offense with a career-best 55 receptions for 311 yards (fifth). Combined with his 1,007 rushing yards in 2022, became the sixth running back in team history to have consecutive 1,000-yard seasons, joining Calvin Hill, Tony Dorsett, Emmitt Smith, DeMarco Murray and Ezekiel Elliott. Started the postseason contest and carried the ball 15 times for 56 yards to go along with seven receptions for 29 yards.
• At N.Y. Giants (9/10), rushed for 70 yards on 14 carries and totaled two touchdowns on the ground, his fourth career game with multiple rushing touchdowns.
• Against N.Y. Jets (9/17), tallied a career-high 25 carries for 72 yards and caught seven passes for 37 yards for a career-high 32 total touches.
• At Arizona (9/24), carried the ball 23 times for a season-best 122 yards (5.3 avg.) - third-most rushing yards in a game of his career. It also marked his seventh career 100-yard rushing game and his first since he had 115 yards at Green Bay (11/13/22).
• At L.A. Chargers (10/16), finished with 110 scrimmage yards (30 rushing; 80 receiving), his third game of the season - 15th of his career - with 100-plus scrimmage yards. Had a 60-yard reception - second-longest catch of his career.
• Against Washington (11/23), recorded 13 carries for 79 yards and a touchdown while catching six passes for 24 yards, his fourth game with 100 scrimmage yards in 2023 and 16th of his career.
• Against Seattle (11/30), notched 20 carries for 68 yards and a touchdown. Marked his third consecutive game with a rushing touchdown, a career-long touchdown streak.
• At Washington (1/7), recorded 17 carries for 70 yards and a score, adding two catches for 16 yards. Eclipsed 1,000 rushing yards on the season (1,005) to become the sixth running back in team history to have consecutive 1,000-yard seasons.
• Against Green Bay (1/14), made his first career postseason start in the Wild Card Playoff Game and rushed 15 times for 56 yards and a touchdown while catching seven passes for 29 yards. His seven receptions tied for the second-most by a running back in a postseason game in team history.

**2022 (16/4, 2/0 - Dallas):** Earned his first Pro Bowl nod after seeing action in 16 games with four starts at running back. Set the tone for the Dallas rushing attack, toting the rock 193 times for 1,007 yards - his first career 1,000-yard season - and nine scores, averaging 5.2 yards-per-carry to rank third in the NFL. Also caught a then career-high tying 39 passes for a career-best 371 yards and three scores. Combining his rushing and receiving average, he led the NFL with 5.94 yards-per-touch. Was inactive for one contest. Appeared as a reserve in both postseason games and amassed 21 carries for 99 yards while adding five catches for 23 yards.
• At N.Y. Giants (9/26), led the team with 105 yards on 13 carries.
• At L.A. Rams (10/9), provided 86 yards on eight carries with a 57-yard rushing score - the second-longest rushing score of his career.
• Against Chicago (10/30), carried the ball 14 times for 131 yards and a career-best three rushing scores – the first Cowboy with three rushing scores since Dak Prescott had three at Atlanta (9/20/20).
• At Green Bay (11/13), toted the rock a then career-high 22 times for 115 yards and a score, topping 3,000 career scrimmage yards in the process.
• At Minnesota (11/20), finished with a career-high 189 scrimmage yards (109 receiving; 80 rushing) and two receiving scores. Became the fourth NFL player since 1990 with at least 75 rushing yards, 100 receiving yards and two touchdowns in a game, joining Joey Galloway, Todd Gurley and LaDainian Tomlinson.
• At Jacksonville (12/14), led the offense with 19 carries for 75 yards and caught four passes for 31 yards – his seventh game with 100 scrimmage yards.
• At Washington (1/8/23), rushed seven times for 19 yards to surpass 1,000 yards on the ground for the first time in his career.
• At Tampa Bay (1/26), led all rushers with 77 yards on 15 carries in the Wild Card Game.

**2021 (15/0, 1/0 - Dallas):** Appeared as a reserve in 15 games and rushed for 719 yards and two touchdowns on 130 carries. Caught 39 passes for 337 yards. Also recorded 17 kick returns for 481 yards with a touchdown while tying for second on the team with five special teams tackles. Was inactive for two contests. Saw action in his first career playoff contest and rushed four times for 14 yards and added two receptions for 12 yards.
• At L.A. Chargers (9/19), collected 109 yards and a score on 13 carries and caught three balls for 31 yards in the win.
• Against N.Y. Giants (10/10), produced 14 carries for 75 yards as he teamed with Ezekiel Elliott to give Dallas 200 total rushing yards for the second consecutive game.
• Against Las Vegas (11/25), posted his first career kick return for a touchdown, taking a return back 100 yards. Finished the Thanksgiving Day game with three returns for 129 yards, 10 rushes for 36 yards, four receptions for 32 yards and two special teams tackles.
• At New Orleans (12/2), had a career-long 58-yard scoring jaunt, finishing with 71 yards on seven carries, catching two passes for three yards and returning one kick for 22 yards.
• At N.Y. Giants (12/19), led the team with 74 yards on 12 rushes and caught three passes for 13 yards.
• Against Arizona (1/2), produced nine rushing yards and 49 receiving yards, topping 1,000 scrimmage yards for the season - his first career 1,000-scrimmage yard campaign.

**2020 (16/2 - Dallas):** Played in all 16 games with two starts at running back and rushed for 435 yards and four touchdowns on 101 carries while catching 28 passes for 193 yards and a touchdown. Finished fourth in the NFL with 766 kickoff return yards and tied for second in the league with 32 returns.
• Against Atlanta (9/20), logged his first career start as Dallas opened the game with two running backs. Topped 100 kickoff return yards for the first time in his career.
• At Washington (10/15), notched a season-long kickoff return of 67 yards.
• At Philadelphia (11/1), rushed seven times for 40 yards, caught two passes for 24 yards and returned three kicks for 49 yards.
• At Minnesota (11/22), rushed five times for 60 yards with a 42-yard touchdown.
• At Baltimore (12/8), posted a season-high 126 kickoff return yards.

**2019 (15/0 - Dallas):** Saw action as a reserve in 15 games as a rookie and rushed 86 times for 455 yards with two touchdowns. Added 15 catches for 107 yards with a score. Returned 14 kickoffs for 245 yards. Was inactive for one contest.
• Against N.Y. Giants (9/8), made his NFL debut in the opener and had 24 yards on 13 carries.
• Against Miami (9/22), tallied his first career 100-yard outing and touchdown, finishing the game with 103 rushing yards and a score. Teamed with Ezekiel Elliott (125) to mark the fourth time in franchise history the Cowboys had a pair of 100-yard rushers in the same game.
• At Detroit (11/17), posted his first career receiving touchdown on a 21-yard

pass from Dak Prescott. Along with Ezekiel Elliott's receiving score, it marked the first time since 2001 Dallas had two running backs each with a receiving touchdown.
• Against the L.A. Rams (12/15), collected a season-high 131 yards on 12 carries with a touchdown. Scored on a 44-yard scamper late in the fourth quarter.

## COLLEGE:

• In three playing seasons at Memphis (2016-18), Pollard played in 40 games and totaled 139 carries for 973 yards with nine rushing touchdowns and added 1,292 yards on 104 career receptions with nine receiving scores. He was considered one of the best kickoff return specialists in college football, tying a FBS record with seven career kick-return touchdowns, 87 kickoff returns (second in school history), 2,616 kickoff return yards (second in school history), 30.1 kick-return average (school record). He finished his career ranked second in school history with 4,680 all-purpose yards.
• As a junior (2018), saw action in 14 games and set career-bests with 78 rush attempts for 552 yards and six touchdowns, while adding 39 catches for 458 yards and three touchdowns through the air. Returned 27 kickoffs for 667 yards with a touchdown.
• As a sophomore (2017), played in all 13 games and registered 22 kick returns for 881 yards, 30 rushes for 230 yards, 36 receptions for 536 yards and one punt return for two yards. Logged a team-high 1,649 all-purpose yards which was the fourth-most for a season in school history. Led the nation in kick-return average at 40.0 yards per return and tied for FBS lead with four kick returns for touchdowns. Finished as the team's second-leading receiver with 536 yards on 36 catches and the squad's third-leading rusher with 230 yards.
• As a redshirt freshman (2016), played in all 13 games and made seven starts at running back. Made an immediate impact in his first collegiate season as one of college football's top kick returners. Ranked among FBS leaders in kick return total yards (2nd; 1,068), kick return average (8th; 28.1 ypr), kick return touchdowns (2nd; 2) and total kick returns (6th; 38). Rushed for 159 yards on 31 carries with a score. Ranked third on the squad with 29 catches for 298 yards and two touchdowns.
• As a true freshman (2015), redshirted.
• Graduated from Memphis with a degree in sport and leisure management.

## PERSONAL:

• Attended Melrose (Memphis, Tenn.) High School, where he was a two-way all-district selection at both wide receiver and defensive back.
• As a senior (2014), registered over 1,200 receiving yards and 20 touchdowns. Named to The Commercial Appeal 2014 Class 4A-5A Best of the Preps Team after helping the Golden Wildcats to an 8-3 record and a state playoffs appearance. Selected to play in the AutoZone Liberty Bowl All-Star Game.
• As a junior (2013), helped lead Melrose to an 8-4 record and a TSSAA Class 5A state playoffs berth.
• Son of Torria and Tarrance Pollard. Has two siblings, Tneshia and Terrion.
• Follow Pollard on X at @Tp_5 and on Instagram at @playmaker_tp.
• Born Tony Randall Pollard on April 30, 1997 in Memphis, Tenn.

### REGULAR SEASON COMPARISON: RECEIVING/RUSHING - CINCINNATI BENGALS

| | | | | RUSHING | | | | | RECEIVING | | | | | | |
|---|---|---|---|---|---|---|---|---|---|---|---|---|---|---|---|
| DATE | OPP | W/L | GP/GS | NO. | YDS. | AVG. | LG | TD | NO. | YDS. | AVG. | LG | TD | TGTS | YAC |
| 12/13/20 | DAL @ CIN | W | P | 11 | 39 | 3.5 | 17 | 0 | 2 | 9 | 4.5 | 7t | 1 | 2 | 8 |
| 9/18/22 | DAL vs. CIN | W | P | 9 | 43 | 4.8 | 17 | 1 | 4 | 55 | 13.8 | 46 | 0 | 7 | 59 |
| 12/15/24 | TEN vs. CIN | L | S | 17 | 45 | 2.6 | 15 | 1 | 0 | 0 | 0 | 0 | 0 | 0 | 0 |
| TOTALS | | 2/1 | 3/1 | 37 | 127 | 3.4 | 17 | 2 | 6 | 64 | 10.7 | 46 | 1 | 9 | 67 |

### TONY POLLARD'S NFL REGULAR SEASON RUSHING/RECEIVING STATISTICS

| | | | | RUSHING | | | | | RECEIVING | | | | |
|---|---|---|---|---|---|---|---|---|---|---|---|---|---|
| DATE | TEAM | GP | GS | NO. | YDS. | AVG. | LG | TD | NO. | YDS. | AVG. | LG | TD |
| 2019 | Cowboys | 15 | 0 | 86 | 455 | 5.3 | 44t | 2 | 15 | 107 | 7.1 | 21t | 1 |
| 2020 | Cowboys | 16 | 2 | 101 | 435 | 4.3 | 42t | 4 | 28 | 193 | 6.9 | 30 | 1 |
| 2021 | Cowboys | 15 | 0 | 130 | 719 | 5.5 | 58t | 2 | 39 | 337 | 8.6 | 32 | 0 |
| 2022 | Cowboys | 16 | 4 | 193 | 1,007 | 5.2 | 57t | 9 | 39 | 371 | 9.5 | 68t | 3 |
| 2023 | Cowboys | 17 | 17 | 252 | 1,005 | 4.0 | 31 | 6 | 55 | 311 | 5.7 | 60 | 0 |
| 2024 | Titans | 16 | 16 | 260 | 1,079 | 4.2 | 41 | 5 | 41 | 238 | 5.8 | 30 | 0 |
| 2025 | Titans | 17 | 17 | 242 | 1,082 | 4.5 | 65t | 5 | 33 | 206 | 6.2 | 29 | 0 |
| 2026 | Titans | 7 | 7 | 112 | 478 | 4.3 | 36t | 4 | 11 | 50 | 4.5 | 18 | 0 |
| NFL TOTALS | | 119 | 63 | 1,376 | 6,260 | 4.5 | 65T | 37 | 261 | 1,813 | 6.9 | 68T | 5 |

### TONY POLLARD'S NFL POSTSEASON RUSHING/RECEIVING STATISTICS

| | | | | RUSHING | | | | | RECEIVING | | | | |
|---|---|---|---|---|---|---|---|---|---|---|---|---|---|
| DATE | TEAM | GP | GS | NO. | YDS. | AVG. | LG | TD | NO. | YDS. | AVG. | LG | TD |
| 2021 | Cowboys | 1 | 0 | 4 | 14 | 3.5 | 8 | 0 | 2 | 12 | 6.0 | 10 | 0 |
| 2022 | Cowboys | 2 | 0 | 21 | 99 | 4.7 | 18 | 0 | 5 | 23 | 4.6 | 8 | 0 |
| 2023 | Cowboys | 1 | 1 | 15 | 56 | 3.7 | 11 | 1 | 7 | 29 | 4.1 | 9 | 0 |
| NFL TOTALS | | 4 | 1 | 40 | 169 | 4.2 | 18 | 1 | 14 | 64 | 4.6 | 10 | 0 |

## TONY POLLARD'S NFL REGULAR SEASON RETURN STATISTICS

| | | KICKOFF RETURNS | | | | | PUNT RETURNS | | | | | |
|---|---|---|---|---|---|---|---|---|---|---|---|---|
| DATE | TEAM | RET. | YDS. | AVG. | LG | TD | NO. | FC | YDS. | AVG. | LG | TD |
| 2019 | Cowboys | 14 | 245 | 17.5 | 30 | 0 | 0 | 0 | 0 | 0.0 | 0 | 0 |
| 2020 | Cowboys | 32 | 766 | 23.9 | 67 | 0 | 0 | 0 | 0 | 0.0 | 0 | 0 |
| 2021 | Cowboys | 17 | 489 | 28.8 | 100t | 1 | 0 | 0 | 0 | 0.0 | 0 | 0 |
| 2022 | Cowboys | 0 | 0 | 0.0 | 0 | 0 | 0 | 0 | 0 | 0.0 | 0 | 0 |
| 2023 | Cowboys | 0 | 0 | 0.0 | 0 | 0 | 0 | 0 | 0 | 0.0 | 0 | 0 |
| 2024 | Titans | 0 | 0 | 0.0 | 0 | 0 | 0 | 0 | 0 | 0.0 | 0 | 0 |
| 2025 | Titans | 0 | 0 | 0.0 | 0 | 0 | 0 | 0 | 0 | 0.0 | 0 | 0 |
| 2026 | Titans | 0 | 0 | 0.0 | 0 | 0 | 0 | 0 | 0 | 0.0 | 0 | 0 |
| NFL TOTALS | | 63 | 1,500 | 23.8 | 100T | 1 | 0 | 0 | 0 | 0.0 | 0 | 0 |

## TONY POLLARD'S NFL POSTSEASON RETURN STATISTICS

| | | KICKOFF RETURNS | | | | | PUNT RETURNS | | | | | |
|---|---|---|---|---|---|---|---|---|---|---|---|---|
| DATE | TEAM | RET. | YDS. | AVG. | LG | TD | NO. | FC | YDS. | AVG. | LG | TD |
| 2021 | Cowboys | 2 | 50 | 25.0 | 32 | 0 | 0 | 0 | 0 | 0.0 | 0 | 0 |
| 2022 | Cowboys | 0 | 0 | 0.0 | 0 | 0 | 0 | 0 | 0 | 0.0 | 0 | 0 |
| 2023 | Cowboys | 0 | 0 | 0.0 | 0 | 0 | 0 | 0 | 0 | 0.0 | 0 | 0 |
| NFL TOTALS | | 2 | 50 | 25.0 | 32 | 0 | 0 | 0 | 0 | 0.0 | 0 | 0 |

### SINGLE-GAME HIGHS: RUSHING/RECEIVING

| | |
|---|---|
| Rush Attempts | 28 (vs. New England Patriots, Nov 03, 2024) |
| Rushing Yards | 161 (at Cleveland Browns, Dec 07, 2025) |
| Rushing Average | 10.9 (vs. Los Angeles Rams, Dec 15, 2019) |
| Longest Runs | 65 (at Cleveland Browns, Dec 07, 2025) |
| Rushing TDs | 3 (2 times, last vs. Cleveland Browns, Oct 25, 2026) |
| Receptions | 7 (2 times, last vs. Philadelphia Eagles, Dec 10, 2023) |
| Receiving Yards | 109 (at Minnesota Vikings, Nov 20, 2022) |
| Receiving Average | 18.2 (at Minnesota Vikings, Nov 20, 2022) |
| Longest Receptions | 68 (at Minnesota Vikings, Nov 20, 2022) |
| Receiving TDs | 2 (at Minnesota Vikings, Nov 20, 2022) |
| All-Purpose Yards | 211 (at Los Angeles Chargers, Sep 19, 2021) |
| Kickoff Returns | 5 (vs. Atlanta Falcons, Sep 20, 2020) |
| Kickoff Return Yards | 129 (vs. Las Vegas Raiders, Nov 25, 2021) |
| Longest Kickoff Return | 100 (vs. Las Vegas Raiders, Nov 25, 2021) |
| Kickoff Return TDs | 1 (vs. Las Vegas Raiders, Nov 25, 2021) |
| Kickoff Return Average | 43.0 (vs. Las Vegas Raiders, Nov 25, 2021) |
| Special Teams Tackles | 2 (vs. Las Vegas Raiders, Nov 25, 2021) |
| Most TDs | 3 (2 times, last vs. Cleveland Browns, Oct 25, 2026) |
| Miscellaneous Tackles | 1 (3 times, last at Indianapolis Colts, Dec 22, 2024) |
| Scrimmage Yards | 189 (at Minnesota Vikings, Nov 20, 2022) |

### SINGLE-GAME HIGHS - POSTSEASON: RUSHING/RECEIVING

| | |
|---|---|
| Rush Attempts | 15 (2 times, last vs. Green Bay Packers, Jan 14, 2024) |
| Rushing Yards | 77 (at Tampa Bay Buccaneers, Jan 16, 2023) |
| Rushing Average | 5.1 (at Tampa Bay Buccaneers, Jan 16, 2023) |
| Longest Runs | 18 (2 times, last at Tampa Bay Buccaneers, Jan 16, 2023) |
| Rushing TDs | 1 (vs. Green Bay Packers, Jan 14, 2024) |
| Receptions | 7 (vs. Green Bay Packers, Jan 14, 2024) |
| Receiving Yards | 29 (vs. Green Bay Packers, Jan 14, 2024) |
| Receiving Average | 4.1 (vs. Green Bay Packers, Jan 14, 2024) |
| Longest Receptions | 10 (vs. San Francisco 49ers, Jan 16, 2022) |
| All-Purpose Yards | 89 (at Tampa Bay Buccaneers, Jan 16, 2023) |
| Kickoff Returns | 2 (vs. San Francisco 49ers, Jan 16, 2022) |
| Kickoff Return Yards | 50 (vs. San Francisco 49ers, Jan 16, 2022) |
| Longest Kickoff Return | 32 (vs. San Francisco 49ers, Jan 16, 2022) |
| Most TDs | 1 (vs. Green Bay Packers, Jan 14, 2024) |
| Scrimmage Yards | 89 (at Tampa Bay Buccaneers, Jan 16, 2023) |

## 100-YARD RECEIVING GAMES (1): REGULAR SEASON

| DATE | TEAM | NO. | YDS. | AVG. | LG | TD |
|---|---|---|---|---|---|---|
| 11/20/22 | at Vikings | 6 | 109 | 18.2 | 68t | 2 |

## 100-YARD RUSHING GAMES (14): REGULAR SEASON

| DATE | TEAM | ATT. | YDS. | AVG. | LG | TD |
|---|---|---|---|---|---|---|
| 09/22/19 | DOLPHINS | 13 | 103 | 7.9 | 28 | 1 |
| 12/15/19 | RAMS | 12 | 131 | 10.9 | 44t | 1 |
| 09/19/21 | at Chargers | 13 | 109 | 8.4 | 28 | 1 |
| 09/26/22 | at Giants | 13 | 105 | 8.1 | 46 | 0 |
| 10/30/22 | BEARS | 14 | 131 | 9.4 | 54t | 3 |
| 11/13/22 | at Packers | 22 | 115 | 5.2 | 14 | 1 |
| 09/24/23 | at Cardinals | 23 | 122 | 5.3 | 31 | 0 |
| 11/03/24 | PATRIOTS | 28 | 128 | 4.6 | 32 | 0 |
| 11/24/24 | at Texans | 24 | 119 | 5.0 | 27 | 1 |
| 12/08/24 | JAGUARS | 21 | 102 | 4.9 | 21 | 0 |
| 12/07/25 | at Browns | 25 | 161 | 6.4 | 65t | 2 |
| 12/14/25 | at 49ers | 14 | 104 | 7.4 | 22 | 1 |
| 12/21/25 | CHIEFS | 21 | 102 | 4.9 | 15 | 0 |
| 10/25/26 | BROWNS | 25 | 129 | 5.2 | 36t | 3 |

## 2019 GAME-BY-GAME REGULAR-SEASON STATISTICS (COWBOYS)

| | | | RUSHING | | | | | RECEIVING | | | | | | |
|---|---|---|---|---|---|---|---|---|---|---|---|---|---|---|
| DATE | OPPONENT | P/S | NO. | YDS. | AVG. | LG | TD | NO. | YDS. | AVG. | LG | TD | W/L | SCORE |
| 09/08 | Giants | P | 13 | 24 | 1.8 | 6 | 0 | 0 | 0 | 0.0 | 0 | 0 | W | 35-17 |
| 09/15 | at Redskins | P | 4 | 22 | 5.5 | 10 | 0 | 1 | 3 | 3.0 | 3 | 0 | W | 31-21 |
| 09/22 | Dolphins | P | 13 | 103 | 7.9 | 28 | 1 | 3 | 25 | 8.3 | 12 | 0 | W | 31-6 |
| 09/29 | at Saints | P | 0 | 0 | 0.0 | 0 | 0 | 0 | 0 | 0.0 | 0 | 0 | L | 10-12 |
| 10/06 | Packers | P | 4 | 19 | 4.8 | 7 | 0 | 0 | 0 | 0.0 | 0 | 0 | L | 24-34 |
| 10/13 | at Jets | P | 3 | 13 | 4.3 | 10 | 0 | 0 | 0 | 0.0 | 0 | 0 | L | 22-24 |
| 10/20 | Eagles | P | 8 | 28 | 3.5 | 11 | 0 | 0 | 0 | 0.0 | 0 | 0 | W | 37-10 |
| 11/04 | at Giants | P | 3 | 21 | 7.0 | 10 | 0 | 1 | 9 | 9.0 | 9 | 0 | W | 37-18 |
| 11/10 | Vikings | P | 1 | -4 | -4.0 | -4 | 0 | 0 | 0 | 0.0 | 0 | 0 | L | 24-28 |
| 11/17 | at Lions | P | 2 | 12 | 6.0 | 7 | 0 | 4 | 44 | 11.0 | 21t | 1 | W | 35-27 |
| 11/24 | at Patriots | P | 4 | 19 | 4.8 | 8 | 0 | 3 | 9 | 3.0 | 8 | 0 | L | 9-13 |
| 11/28 | Bills | P | 3 | 7 | 2.3 | 4 | 0 | 0 | 0 | 0.0 | 0 | 0 | L | 15-26 |
| 12/05 | at Bears | | | | | | INACTIVE | | | | | | L | 24-31 |
| 12/15 | Rams | P | 12 | 131 | 10.9 | 44t | 1 | 2 | 12 | 6.0 | 8 | 0 | W | 44-21 |
| 12/22 | at Eagles | P | 2 | 0 | 0.0 | 1 | 0 | 0 | 0 | 0.0 | 0 | 0 | L | 9-17 |
| 12/29 | Redskins | P | 14 | 60 | 4.3 | 11 | 0 | 1 | 5 | 5.0 | 5 | 0 | W | 47-16 |
| 2019 TOTALS | | 15-0 | 86 | 455 | 5.3 | 44T | 2 | 15 | 107 | 7.1 | 21T | 1 | 8-8 | |

## 2020 GAME-BY-GAME REGULAR-SEASON STATISTICS (COWBOYS)

| | | | RUSHING | | | | | RECEIVING | | | | | | |
|---|---|---|---|---|---|---|---|---|---|---|---|---|---|---|
| DATE | OPPONENT | P/S | NO. | YDS. | AVG. | LG | TD | NO. | YDS. | AVG. | LG | TD | W/L | SCORE |
| 09/13 | at Rams | P | 2 | 10 | 5.0 | 6 | 0 | 2 | 22 | 11.0 | 18 | 0 | L | 17-20 |
| 09/20 | Falcons | S | 2 | 6 | 3.0 | 3 | 0 | 1 | 3 | 3.0 | 3 | 0 | W | 40-39 |
| 09/27 | at Seahawks | P | 0 | 0 | 0.0 | 0 | 0 | 1 | -5 | -5.0 | -5 | 0 | L | 31-38 |
| 10/04 | Browns | P | 3 | 16 | 5.3 | 8 | 1 | 1 | 16 | 16.0 | 16 | 0 | L | 38-49 |
| 10/11 | Giants | P | 6 | 30 | 5.0 | 13 | 0 | 2 | 2 | 1.0 | 9 | 0 | W | 37-34 |
| 10/19 | Cardinals | P | 10 | 31 | 3.1 | 12 | 0 | 2 | 9 | 4.5 | 5 | 0 | L | 10-38 |
| 10/25 | at Football Team | P | 8 | 16 | 2.0 | 6 | 0 | 1 | 6 | 6.0 | 6 | 0 | L | 3-25 |
| 11/01 | at Eagles | P | 7 | 40 | 5.7 | 14 | 0 | 2 | 24 | 12.0 | 14 | 0 | L | 9-23 |
| 11/08 | Steelers | P | 9 | 57 | 6.3 | 20 | 0 | 1 | 1 | 1.0 | 1 | 0 | L | 19-24 |
| 11/22 | at Vikings | P | 5 | 60 | 12.0 | 42t | 1 | 0 | 0 | 0.0 | 0 | 0 | W | 31-28 |
| 11/26 | Football Team | P | 4 | 12 | 3.0 | 5 | 0 | 2 | 10 | 5.0 | 6 | 0 | L | 16-41 |
| 12/08 | at Ravens | P | 8 | 22 | 2.8 | 12 | 0 | 1 | 6 | 6.0 | 6 | 0 | L | 17-34 |
| 12/13 | at Bengals | P | 11 | 39 | 3.5 | 17 | 0 | 2 | 9 | 4.5 | 7t | 1 | W | 30-7 |
| 12/20 | 49ers | S | 12 | 69 | 5.8 | 40t | 2 | 6 | 63 | 10.5 | 30 | 0 | W | 41-33 |
| 12/27 | Eagles | P | 9 | 12 | 1.3 | 7 | 0 | 1 | 8 | 8.0 | 8 | 0 | W | 37-17 |
| 01/03 | at Giants | P | 5 | 15 | 3.0 | 6 | 0 | 3 | 19 | 6.3 | 10 | 0 | L | 19-23 |
| 2020 TOTALS | | 16-2 | 101 | 435 | 4.3 | 42T | 4 | 28 | 193 | 6.9 | 30 | 1 | 6-10 | |

## 2021 GAME-BY-GAME REGULAR-SEASON STATISTICS (COWBOYS)

| | | | RUSHING | | | | | RECEIVING | | | | | | |
|---|---|---|---|---|---|---|---|---|---|---|---|---|---|---|
| DATE | OPPONENT | P/S | NO. | YDS. | AVG. | LG | TD | NO. | YDS. | AVG. | LG | TD | W/L | SCORE |
| 09/09 | at Buccaneers | P | 3 | 14 | 4.7 | 11 | 0 | 4 | 29 | 7.3 | 11 | 0 | L | 29-31 |
| 09/19 | at Chargers | P | 13 | 109 | 8.4 | 28 | 1 | 3 | 31 | 10.3 | 13 | 0 | W | 20-17 |
| 09/27 | Eagles | P | 11 | 60 | 5.5 | 11 | 0 | 1 | 5 | 5.0 | 5 | 0 | W | 41-21 |
| 10/03 | Panthers | P | 10 | 67 | 6.7 | 18 | 0 | 0 | 0 | 0.0 | 0 | 0 | W | 36-28 |
| 10/10 | Giants | P | 14 | 75 | 5.4 | 17 | 0 | 4 | 28 | 7.0 | 13 | 0 | W | 44-20 |
| 10/17 | at Patriots | P | 10 | 41 | 4.1 | 9 | 0 | 3 | 22 | 7.3 | 13 | 0 | W | 35-29+ |
| 10/31 | at Vikings | P | 7 | 26 | 3.7 | 7 | 0 | 1 | 1 | 1.0 | 1 | 0 | W | 20-16 |
| 11/07 | Broncos | P | 4 | 11 | 2.8 | 8 | 0 | 1 | 32 | 32.0 | 32 | 0 | L | 16-30 |
| 11/14 | Falcons | P | 11 | 42 | 3.8 | 15 | 0 | 6 | 56 | 9.3 | 19 | 0 | W | 43-3 |
| 11/21 | at Chiefs | P | 7 | 50 | 7.1 | 31 | 0 | 2 | 20 | 10.0 | 14 | 0 | L | 9-19 |
| 11/25 | Raiders | P | 10 | 36 | 3.6 | 12 | 0 | 4 | 32 | 8.0 | 13 | 0 | L | 33-36+ |
| 12/02 | at Saints | P | 7 | 71 | 10.1 | 58t | 1 | 2 | 3 | 1.5 | 2 | 0 | W | 27-17 |
| 12/12 | at Football Team | | | | | | INACTIVE | | | | | | W | 27-20 |
| 12/19 | at Giants | P | 12 | 74 | 6.2 | 17 | 0 | 3 | 13 | 4.3 | 7 | 0 | W | 21-6 |
| 12/26 | Football Team | P | 8 | 34 | 4.3 | 9 | 0 | 2 | 16 | 8.0 | 9 | 0 | W | 56-14 |
| 01/02 | Cardinals | P | 3 | 9 | 3.0 | 5 | 0 | 3 | 49 | 16.3 | 31 | 0 | L | 22-25 |
| 01/08 | at Eagles | | | | | | INACTIVE | | | | | | W | 51-26 |
| **2021 TOTALS** | | **15-0** | **130** | **719** | **5.5** | **58T** | **2** | **39** | **337** | **8.6** | **32** | **0** | **12-5** | |

+ - Overtime

## 2022 GAME-BY-GAME REGULAR-SEASON STATISTICS (COWBOYS)

| | | | RUSHING | | | | | RECEIVING | | | | | | |
|---|---|---|---|---|---|---|---|---|---|---|---|---|---|---|
| DATE | OPPONENT | P/S | NO. | YDS. | AVG. | LG | TD | NO. | YDS. | AVG. | LG | TD | W/L | SCORE |
| 09/11 | Buccaneers | S | 6 | 8 | 1.3 | 9 | 0 | 2 | 14 | 7.0 | 10 | 0 | L | 3-19 |
| 09/18 | Bengals | P | 9 | 43 | 4.8 | 17 | 1 | 4 | 55 | 13.8 | 46 | 0 | W | 20-17 |
| 09/26 | at Giants | P | 13 | 105 | 8.1 | 46 | 0 | 0 | 0 | 0.0 | 0 | 0 | W | 23-16 |
| 10/02 | Commanders | P | 8 | 6 | 0.8 | 9 | 0 | 1 | 2 | 2.0 | 2 | 0 | W | 25-10 |
| 10/09 | at Rams | P | 8 | 86 | 10.8 | 57t | 1 | 0 | 0 | 0.0 | 0 | 0 | W | 22-10 |
| 10/16 | at Eagles | P | 11 | 44 | 4.0 | 15 | 0 | 2 | 8 | 4.0 | 8 | 0 | L | 17-26 |
| 10/23 | Lions | P | 12 | 83 | 6.9 | 28 | 0 | 2 | 26 | 13.0 | 19 | 0 | W | 24-6 |
| 10/30 | Bears | S | 14 | 131 | 9.4 | 54t | 3 | 1 | 16 | 16.0 | 16 | 0 | W | 49-29 |
| 11/13 | at Packers | S | 22 | 115 | 5.2 | 14 | 1 | 3 | 13 | 4.3 | 9 | 0 | L | 28-31+ |
| 11/20 | at Vikings | P | 15 | 80 | 5.3 | 20 | 0 | 6 | 109 | 18.2 | 68t | 2 | W | 40-3 |
| 11/24 | Giants | P | 18 | 60 | 3.3 | 13 | 0 | 2 | 1 | 0.5 | 2 | 0 | W | 28-20 |
| 12/04 | Colts | S | 12 | 91 | 7.6 | 30t | 2 | 2 | 15 | 7.5 | 10 | 0 | W | 54-19 |
| 12/11 | Texans | P | 10 | 42 | 4.2 | 18 | 1 | 4 | 20 | 5.0 | 10t | 1 | W | 27-23 |
| 12/18 | at Jaguars | P | 19 | 75 | 3.9 | 21 | 0 | 4 | 31 | 7.8 | 11 | 0 | L | 34-40+ |
| 12/24 | Eagles | P | 9 | 19 | 2.1 | 8 | 0 | 6 | 61 | 10.2 | 13 | 0 | W | 40-34 |
| 12/29 | at Titans | | | | | | INACTIVE | | | | | | W | 27-13 |
| 01/08 | at Commanders | P | 7 | 19 | 2.7 | 5 | 0 | 0 | 0 | 0.0 | 0 | 0 | L | 6-26 |
| **2022 TOTALS** | | **16-4** | **193** | **1,007** | **5.2** | **57T** | **9** | **39** | **371** | **9.5** | **68T** | **3** | **12-5** | |

+ - Overtime

## 2023 GAME-BY-GAME REGULAR-SEASON STATISTICS (COWBOYS)

| | | | RUSHING | | | | | RECEIVING | | | | | | |
|---|---|---|---|---|---|---|---|---|---|---|---|---|---|---|
| DATE | OPPONENT | P/S | NO. | YDS. | AVG. | LG | TD | NO. | YDS. | AVG. | LG | TD | W/L | SCORE |
| 09/10 | at Giants | S | 14 | 70 | 5.0 | 25 | 2 | 2 | 12 | 6.0 | 7 | 0 | W | 40-0 |
| 09/17 | Jets | S | 25 | 72 | 2.9 | 23 | 0 | 7 | 37 | 5.3 | 19 | 0 | W | 30-10 |
| 09/24 | at Cardinals | S | 23 | 122 | 5.3 | 31 | 0 | 3 | -1 | -0.3 | 2 | 0 | L | 16-28 |
| 10/01 | Patriots | S | 11 | 47 | 4.3 | 16 | 0 | 3 | 13 | 4.3 | 6 | 0 | W | 38-3 |
| 10/08 | at 49ers | S | 8 | 29 | 3.6 | 10 | 0 | 4 | 35 | 8.8 | 26 | 0 | L | 10-42 |
| 10/16 | at Chargers | S | 15 | 30 | 2.0 | 7 | 0 | 6 | 80 | 13.3 | 60 | 0 | W | 20-17 |
| 10/29 | Rams | S | 12 | 53 | 4.4 | 13 | 0 | 1 | 2 | 2.0 | 2 | 0 | W | 43-20 |
| 11/05 | at Eagles | S | 12 | 51 | 4.3 | 15 | 0 | 3 | 12 | 4.0 | 8 | 0 | L | 23-28 |
| 11/12 | Giants | S | 15 | 55 | 3.7 | 15 | 0 | 0 | 0 | 0.0 | 0 | 0 | W | 49-17 |
| 11/19 | at Panthers | S | 12 | 61 | 5.1 | 22 | 1 | 4 | 19 | 4.8 | 12 | 0 | W | 33-10 |
| 11/23 | Commanders | S | 13 | 79 | 6.1 | 27 | 1 | 6 | 24 | 4.0 | 10 | 0 | W | 45-10 |
| 11/30 | Seahawks | S | 20 | 68 | 3.4 | 16 | 1 | 3 | 15 | 5.0 | 12 | 0 | W | 41-35 |
| 12/10 | Eagles | S | 16 | 59 | 3.7 | 11 | 0 | 7 | 37 | 5.3 | 8 | 0 | W | 33-13 |
| 12/17 | at Bills | S | 11 | 52 | 4.7 | 11 | 0 | 2 | 5 | 2.5 | 5 | 0 | L | 10-31 |
| 12/24 | at Dolphins | S | 12 | 38 | 3.2 | 7 | 0 | 1 | 5 | 5.0 | 5 | 0 | L | 20-22 |
| 12/30 | Lions | S | 16 | 49 | 3.1 | 18 | 0 | 1 | 0 | 0.0 | 0 | 0 | W | 20-19 |
| 01/07 | at Commanders | S | 17 | 70 | 4.1 | 12 | 1 | 2 | 16 | 8.0 | 12 | 0 | W | 38-10 |
| **2023 TOTALS** | | **17-17** | **252** | **1,005** | **4.0** | **31** | **6** | **55** | **311** | **5.7** | **60** | **0** | **12-5** | |

## 2024 GAME-BY-GAME REGULAR-SEASON STATISTICS (TITANS)

| | | | RUSHING | | | | | RECEIVING | | | | | | |
|---|---|---|---|---|---|---|---|---|---|---|---|---|---|---|
| DATE | OPPONENT | P/S | NO. | YDS. | AVG. | LG | TD | NO. | YDS. | AVG. | LG | TD | W/L | SCORE |
| 09/08 | at Bears | S | 16 | 82 | 5.1 | 26t | 1 | 3 | 12 | 4.0 | 8 | 0 | L | 17-24 |
| 09/15 | Jets | S | 17 | 62 | 3.6 | 15 | 0 | 5 | 40 | 8.0 | 22 | 0 | L | 17-24 |
| 09/22 | Packers | S | 6 | 14 | 2.3 | 4 | 0 | 3 | 15 | 5.0 | 12 | 0 | L | 14-30 |
| 09/30 | at Dolphins | S | 22 | 88 | 4.0 | 41 | 1 | 2 | 20 | 10.0 | 16 | 0 | W | 31-12 |
| 10/13 | Colts | S | 17 | 93 | 5.5 | 23t | 1 | 3 | -5 | -1.7 | 1 | 0 | L | 17-20 |
| 10/20 | at Bills | S | 16 | 61 | 3.8 | 14 | 0 | 2 | 4 | 2.0 | 2 | 0 | L | 10-34 |
| 10/27 | at Lions | S | 20 | 94 | 4.7 | 17 | 0 | 3 | 23 | 7.7 | 17 | 0 | L | 14-52 |
| 11/03 | Patriots | S | 28 | 128 | 4.6 | 32 | 0 | 3 | 26 | 8.7 | 12 | 0 | W | 20-17+ |
| 11/10 | at Chargers | S | 9 | 44 | 4.9 | 15 | 0 | 4 | 19 | 4.8 | 15 | 0 | L | 17-27 |
| 11/17 | Vikings | S | 9 | 15 | 1.7 | 4 | 0 | 2 | 14 | 7.0 | 10 | 0 | L | 13-23 |
| 11/24 | at Texans | S | 24 | 119 | 5.0 | 27 | 1 | 3 | 10 | 3.3 | 9 | 0 | W | 32-27 |
| 12/01 | at Commanders | S | 8 | 35 | 4.4 | 7 | 0 | 4 | 33 | 8.3 | 30 | 0 | L | 19-42 |
| 12/08 | Jaguars | S | 21 | 102 | 4.9 | 21 | 0 | 2 | 22 | 11.0 | 13 | 0 | L | 6-10 |
| 12/15 | Bengals | S | 17 | 45 | 2.6 | 15 | 1 | 0 | 0 | 0.0 | 0 | 0 | L | 27-37 |
| 12/22 | at Colts | S | 8 | 35 | 4.4 | 17 | 0 | 2 | 5 | 2.5 | 8 | 0 | L | 30-38 |
| 12/29 | at Jaguars | | | | | | INACTIVE | | | | | | L | 13-20 |
| 01/05 | Texans | S | 22 | 62 | 2.8 | 11 | 0 | 0 | 0 | 0.0 | 0 | 0 | L | 14-23 |
| **2024 TOTALS** | | **16-16** | **260** | **1,079** | **4.2** | **41** | **5** | **41** | **238** | **5.8** | **30** | **0** | **3-14** | |

+ - Overtime

## 2025 GAME-BY-GAME REGULAR-SEASON STATISTICS (TITANS)

| | | | RUSHING | | | | | RECEIVING | | | | | | |
|---|---|---|---|---|---|---|---|---|---|---|---|---|---|---|
| DATE | OPPONENT | P/S | NO. | YDS. | AVG. | LG | TD | NO. | YDS. | AVG. | LG | TD | W/L | SCORE |
| 09/07 | at Broncos | S | 18 | 60 | 3.3 | 9 | 0 | 1 | 29 | 29.0 | 29 | 0 | L | 12-20 |
| 09/14 | Rams | S | 20 | 92 | 4.6 | 10 | 0 | 0 | 0 | 0.0 | 0 | 0 | L | 19-33 |
| 09/21 | Colts | S | 16 | 45 | 2.8 | 10 | 1 | 2 | 14 | 7.0 | 11 | 0 | L | 20-41 |
| 09/28 | at Texans | S | 14 | 64 | 4.6 | 21 | 0 | 3 | 12 | 4.0 | 8 | 0 | L | 0-26 |
| 10/05 | at Cardinals | S | 14 | 67 | 4.8 | 14 | 1 | 3 | 11 | 3.7 | 4 | 0 | W | 22-21 |
| 10/12 | at Raiders | S | 10 | 34 | 3.4 | 17 | 0 | 2 | 13 | 6.5 | 9 | 0 | L | 10-20 |
| 10/19 | Patriots | S | 6 | 18 | 3.0 | 6 | 0 | 6 | 43 | 7.2 | 10 | 0 | L | 13-31 |
| 10/26 | at Colts | S | 11 | 44 | 4.0 | 11 | 0 | 1 | 9 | 9.0 | 9 | 0 | L | 14-38 |
| 11/02 | Chargers | S | 10 | 56 | 5.6 | 16 | 0 | 1 | 12 | 12.0 | 12 | 0 | L | 20-27 |
| 11/16 | Texans | S | 10 | 22 | 2.2 | 7 | 0 | 3 | 4 | 1.3 | 9 | 0 | L | 13-16 |
| 11/23 | Seahawks | S | 11 | 20 | 1.8 | 5 | 0 | 4 | 21 | 5.3 | 10 | 0 | L | 24-30 |
| 11/30 | Jaguars | S | 10 | 60 | 6.0 | 15 | 0 | 1 | 3 | 3.0 | 3 | 0 | L | 3-25 |
| 12/07 | at Browns | S | 25 | 161 | 6.4 | 65t | 2 | 0 | 0 | 0.0 | 0 | 0 | W | 31-29 |
| 12/14 | at 49ers | S | 14 | 104 | 7.4 | 22 | 1 | 1 | 8 | 8.0 | 8 | 0 | L | 24-37 |
| 12/21 | Chiefs | S | 21 | 102 | 4.9 | 15 | 0 | 0 | 0 | 0.0 | 0 | 0 | W | 26-9 |
| 12/28 | Saints | S | 18 | 85 | 4.7 | 25 | 0 | 2 | 10 | 5.0 | 10 | 0 | L | 26-34 |
| 01/04 | at Jaguars | S | 14 | 48 | 3.4 | 10 | 0 | 3 | 17 | 5.7 | 12 | 0 | L | 7-41 |
| 2025 TOTALS | | 17-17 | 242 | 1,082 | 4.5 | 65T | 5 | 33 | 206 | 6.2 | 29 | 0 | 3-14 | |

## 2026 GAME-BY-GAME REGULAR-SEASON STATISTICS (TITANS)

| | | | RUSHING | | | | | RECEIVING | | | | | | |
|---|---|---|---|---|---|---|---|---|---|---|---|---|---|---|
| DATE | OPPONENT | P/S | NO. | YDS. | AVG. | LG | TD | NO. | YDS. | AVG. | LG | TD | W/L | SCORE |
| 09/13 | Jets | S | 7 | 35 | 5.0 | 13 | 0 | 1 | -1 | -1.0 | -1 | 0 | L | 10-23 |
| 09/20 | Eagles | S | 14 | 64 | 4.6 | 18 | 0 | 1 | 1 | 1.0 | 1 | 0 | L | 20-24 |
| 09/27 | at Giants | S | 17 | 74 | 4.4 | 16 | 0 | 4 | 22 | 5.5 | 18 | 0 | L | 7-12 |
| 10/04 | at Ravens | S | 16 | 48 | 3.0 | 7 | 1 | 2 | 2 | 1.0 | 2 | 0 | L | 18-24 |
| 10/11 | Texans | S | 14 | 52 | 3.7 | 14 | 0 | 0 | 0 | 0.0 | 0 | 0 | L | 3-26 |
| 10/18 | at Colts | S | 19 | 76 | 4.0 | 16 | 0 | 0 | 0 | 0.0 | 0 | 0 | W | 26-20 |
| 10/25 | Browns | S | 25 | 129 | 5.2 | 36t | 3 | 3 | 26 | 8.7 | 16 | 0 | L | 24-27 |
| 2026 TOTALS | | 7-7 | 112 | 478 | 4.3 | 36T | 4 | 11 | 50 | 4.5 | 18 | 0 | 1-6 | |

## 2021 GAME-BY-GAME POSTSEASON STATISTICS (COWBOYS)

| | | | RUSHING | | | | | RECEIVING | | | | | | |
|---|---|---|---|---|---|---|---|---|---|---|---|---|---|---|
| DATE | OPPONENT | P/S | NO. | YDS. | AVG. | LG | TD | NO. | YDS. | AVG. | LG | TD | W/L | SCORE |
| 01/16 | 49ers | P | 4 | 14 | 3.5 | 8 | 0 | 2 | 12 | 6.0 | 10 | 0 | L | 17-23 |
| 2021 TOTALS | | 1-0 | 4 | 14 | 3.5 | 8 | 0 | 2 | 12 | 6.0 | 10 | 0 | 0-1 | |

## 2022 GAME-BY-GAME POSTSEASON STATISTICS (COWBOYS)

| | | | RUSHING | | | | | RECEIVING | | | | | | |
|---|---|---|---|---|---|---|---|---|---|---|---|---|---|---|
| DATE | OPPONENT | P/S | NO. | YDS. | AVG. | LG | TD | NO. | YDS. | AVG. | LG | TD | W/L | SCORE |
| 01/16 | at Buccaneers | P | 15 | 77 | 5.1 | 18 | 0 | 3 | 12 | 4.0 | 5 | 0 | W | 31-14 |
| 01/22 | at 49ers | P | 6 | 22 | 3.7 | 10 | 0 | 2 | 11 | 5.5 | 8 | 0 | L | 12-19 |
| 2022 TOTALS | | 2-0 | 21 | 99 | 4.7 | 18 | 0 | 5 | 23 | 4.6 | 8 | 0 | 1-1 | |

## 2023 GAME-BY-GAME POSTSEASON STATISTICS (COWBOYS)

| | | | RUSHING | | | | | RECEIVING | | | | | | |
|---|---|---|---|---|---|---|---|---|---|---|---|---|---|---|
| DATE | OPPONENT | P/S | NO. | YDS. | AVG. | LG | TD | NO. | YDS. | AVG. | LG | TD | W/L | SCORE |
| 01/14 | Packers | S | 15 | 56 | 3.7 | 11 | 1 | 7 | 29 | 4.1 | 9 | 0 | L | 32-48 |
| 2023 TOTALS | | 1-1 | 15 | 56 | 3.7 | 11 | 1 | 7 | 29 | 4.1 | 9 | 0 | 0-1 | |



# CALVIN RIDLEY

**WIDE RECEIVER ★ 6'1" ★ 190 LBS**

**COLLEGE:** ALABAMA ★ **HOMETOWN:** FORT LAUDERDALE, FLA.
**NFL EXPERIENCE (NFL/TITANS):** 8/3 ★ **ACQUIRED:** UFA (JAX)-'24
**GAMES PLAYED/GAMES STARTED:** 96/76(Playoffs: 0/0)

0

2025

## CAREER HIGHLIGHTS

• In 2024, Ridley led the Titans with 64 receptions and 1,017 receiving yards. He became the sixth player in franchise history to have 1,000 receiving yards in his first season with the franchise and became the ninth player in NFL history to have at least one 1,000-yard receiving season with three different teams.
• In 2023, Ridley started all 17 games for the first time in his career and led the Jaguars with 1,016 receiving yards on 76 catches with a team-best eight receiving scores.
• In 2020, Ridley had his most productive campaign with career-highs in receptions (90) and receiving yards (1,374) to go along with nine touchdowns.
• In 2018, Ridley was named to the Professional Football Writers of America All-Rookie team after snaring 64 passes for 821 yards with a career-best 10 receiving touchdowns.

**PRO:** The Titans signed Calvin Ridley as an unrestricted free agent early in the 2024 offseason. The 6-foot-1-inch, 190-pounder brings a veteran presence to the receiving corps and is considered by many as one of the best route runners in the NFL. The University of Alabama product has a knack for finding the end zone, having scored at least seven receiving touchdowns in four of the seven seasons he has played. Ridley entered the league as the 26th overall pick in the 2018 NFL Draft and spent his first four seasons with the Atlanta Falcons before being traded to the Jacksonville Jaguars in 2023.

## TITANS TIDBITS:

• Ridley and his younger brothers spent parts of their childhood growing up in foster homes in Fort Lauderdale, Fla. He says that's when football saved his life. The Ridley brothers were moved to SOS Children's Village in Coconut Creek, Fla — a small complex with 10 houses and around 150 apartments. He used to wake up in the morning and bang on all the doors, rounding up everybody to play football. At that time, he realized if he had football, he'd be alright.
• When he was younger, Ridley played Pop Warner football in the same league as Baltimore Ravens quarterback Lamar Jackson, Philadelphia Eagles wide receiver Marquise Brown and former Ravens cornerback Trayvon Mullen, in the Pompano Beach area of Florida just four miles from the high school he would attend.
• Ridley's younger brother, Riley, played college football at Georgia and was drafted by the Chicago Bears in the fourth round of the 2019 NFL Draft.

## CAREER TRANSACTIONS:

• The Fort Lauderdale, Fla., native was selected by the Atlanta Falcons in the first round (26th overall) of the 2018 NFL Draft.
• Suspended by the NFL for gambling on March 7, 2022.
• Traded by the Falcons to the Jacksonville Jaguars on Nov. 1, 2022.
• Signed by the Titans as an unrestricted free agent on March 15, 2024.

## SEASON RECAPS:

**2026 (6/4 - Tennessee):** Has 17 career 100-yard receiving games.
• Against N.Y. Jets (9/13), started at wide receiver.
• Against Philadelphia (9/20), started at wide receiver and snared two receptions for 35 yards. Kickstarted the Titans game-tying touchdown drive in the third quarter with a 25-yard catch over the middle.
• At N.Y. Giants (9/27), played as a reserve at wide receiver.
• At Baltimore (10/4), saw action as a reserve at wide receiver and hauled in a reception for 13 yards.
• Against Houston (10/11), started at wide receiver and caught two passes for 33 yards. Kickstarted the Titans' scoring drive with a 23-yard catch on the first play from scrimmage.
• At Indianapolis (10/18), started at wide receiver.
• Against Cleveland (10/25), was inactive.

**2025 (7/6 - Tennessee):** Played in seven games with six starts at wide receiver and registered 17 receptions for 303 yards. Was inactive for three contests. Placed on injured reserve on Nov. 18 and missed the final seven games. Led the team in receptions twice in 2025 (at DEN, at ARZ). Led the team in receiving yards twice in 2025 (vs. LAR, at ARZ).
• At Denver (9/7), started at wide receiver and led the team with four catches for 27 yards.
• Against L.A. Rams (9/14), started at wide receiver and led the team with 57 receiving yards on three catches. Kickstarted the Titans' opening scoring drive with a 26-yard reception in the first quarter.
• At Arizona (10/5), saw significant action as a reserve at wide receiver and led the team with five receptions and 131 receiving yards. Captured his 400th career reception on a 13-yard gain to convert a third-and-four in the second quarter. Kept the Titans' first touchdown drive alive with a 47-yard grab on third-and-10 in the fourth quarter. Set up Joey Slye's game-winning field goal with a 38-yard catch down the right sideline late in the fourth quarter.
• At Las Vegas (10/12), started at wide receiver and caught one pass for 18 yards before leaving the game in the first quarter with an injury.
• Against Houston (11/16), started at wide receiver and posted a 13-yard reception before leaving the game with an injury after the Titans' first offensive play.

**2024 (17/14 - Tennessee):** Saw action in 17 games with 14 starts at wide receiver in his first season with the Titans and led the squad with 64 receptions and 1,017 receiving yards. Ranked second on the team with four receiving scores. Became the sixth player in franchise history to have 1,000 receiving yards in his first season with the franchise. Became the ninth player in NFL history to have at least one 1,000-yard receiving season with three different teams. Rushed eight times for 55 yards with a rushing score. Led the team in receiving yards nine times in 2024 (at CHI, vs. NYJ, at DET, vs. NE, at LAC, at HST, vs. JAX, at JAX, vs. HST). Led or tied for the team lead in receptions six times in 2024 (at DET, vs. NE, at LAC, vs. MIN, vs. JAX, at JAX).
• Against N.Y. Jets (9/15), started at wide receiver and led the team with 77 receiving yards on four catches with a touchdown. Rushed once for 10 yards with his first career rushing score. Became the first Titans wide receiver with a rushing touchdown and a receiving touchdown in the same game since Nate Washington accomplished the feat against Indianapolis on Oct. 30, 2011. Gave the Titans a 7-0 lead with a 10-yard touchdown scamper on a jet sweep in the opening stanza. Evened the score at 17-17 with a diving 40-yard touchdown catch down the right sideline in the third quarter.
• At Detroit (10/27), started at wide receiver and led the team with a career-high-tying 10 catches for 143 yards. Snared four passes for 79 yards, including a 47-yard bomb during the Titans' second touchdown drive. Became the only Titans/Oilers player with six or more receptions in the first quarter of a game since at least 1978.
• Against New England (11/3), tied for the team lead with five receptions for a team-best 73 yards. Converted a third-and-five with a leaping 14-yard grab during the Titans' game-winning scoring drive in overtime.
• At L.A. Chargers (11/10), led the team with five catches, 84 receiving yards and two receiving scores. Logged his seventh career game with two or more touchdown receptions and his first such game as a member of the Titans. Gave the Titans a 7-3 lead with a 42-yard touchdown grab in the opening quarter. Hauled in a 15-yard touchdown pass late in the fourth quarter.
• At Houston (11/24), led the team with 93 receiving yards on five grabs. Kept the Titans' second touchdown drive alive with a 63-yard reception on third-and-11 in the second quarter.

• At Indianapolis (12/22), collected three receptions for 78 yards with a touchdown. Gave the Titans an early 7-0 lead with a 38-yard touchdown grab on third-and-six in the first stanza.
• At Jacksonville (12/29), tied for the team lead with five catches for a team-best 84 yards.
• Against Houston (1/5), started at wide receiver and led the team with 76 receiving yards on three catches. Surpassed the 1,000-yard receiving mark with a leaping 39-yard grab along the sideline in the fourth quarter.

**2023 (17/17 - Jacksonville):** Started all 17 games at wide receiver in his only season with the Jaguars and produced 76 receptions for a team-high 1,016 yards with a team-best eight receiving scores.
• At Indianapolis (9/10), made his Jaguars debut and hauled in a season-best eight catches for 101 yards, including a nine-yard scoring grab from Trevor Lawrence in the opening quarter.
• At Buffalo (10/8), posted seven receptions for 122 receiving yards.
• Against Tennessee (11/19), registered seven catches for 103 yards, including scoring grabs of three and 20 yards.
• At Houston (11/26), notched five receptions for 89 yards with a one-yard touchdown grab.
• At Tampa Bay (12/24), posted six catches for 90 yards with a pair of scoring strikes from 18 and one yard in the second half.
• At Tennessee (1/7), snared six passes for 106 yards with a 59-yard touchdown grab in the second stanza.

**2022 (0/0 - Atlanta; 0/0 - Jacksonville):** Suspended by the NFL for the entire season for gambling. Traded by the Falcons on Nov. 1 to the Jaguars for 2023 and 2024 draft picks.

**2021 (5/5 - Atlanta):** Started five games at wide receiver and caught 31 passes for 281 yards with two receiving scores. Was inactive for two games. Spent the final 10 games on the team's non-football injury list.
• At Tampa Bay (9/19), notched seven receptions for 63 yards with a three-yard touchdown pass from Matt Ryan.
• At N.Y. Giants (9/26), hauled in a season-best eight catches for 61 yards.
• At Miami (10/24), snared four passes for 26 yards with a five-yard touchdown catch from Matt Ryan.

**2020 (15/15 - Atlanta):** Started 15 games at wide receiver and tallied single-season career-highs with 90 receptions and 1,374 receiving yards to go along with nine touchdown catches. Eclipsed 100 receiving yards in eight games in 2020, the most in the NFL and the third-most in a single season in franchise history. Was inactive for one contest.
• Against Seattle (9/13), posted nine catches for 130 yards with two touchdown receptions.
• At Dallas (9/20), registered seven receptions for 109 yards with two receiving scores.
• Against Chicago (9/27), recorded his third consecutive 100-yard receiving performace with 110 yards on five catches.
• Against Carolina (10/11), hauled in eight passes for 136 yards.
• Against New Orleans (12/6), notched five catches for 108 receiving yards.
• At L.A. Chargers (12/13), tallied eight receptions for 124 yards with a 39-yard scoring catch.
• Against Tampa Bay (12/20), set single-game career highs with 10 receptions and 163 receiving yards, including a 12-yard touchdown reception from Matt Ryan.
• At Kansas City (12/27), collected five receptions for 130 yards.

**2019 (13/10 - Atlanta):** Saw action in 13 games with 10 starts and totaled 63 receptions for a then career-high 866 yards and seven touchdowns. Placed on injured reserve on Dec. 10 and missed the final three regular season games.
• At Minnesota (9/8), hauled in four catches for 64 yards, including a 20-yard touchdown pass from Matt Ryan in the fourth quarter.
• Against Philadelphia (9/15), collected eight receptions for 105 yards with a 34-yard touchdown grab.
• At Houston (10/6), snared five catches for 88 yards with a 29-yard scoring grab.
• At Carolina (11/17), posted eight receptions for a season-best 143 receiving yards with a touchdown.
• Against New Orleans (11/28), recorded eight catches for 91 yards.

**2018 (16/5 - Atlanta):** Played in all 16 games with five starts at wide receiver and led all rookie receivers in the NFL with 821 receiving yards and a team-high 10 receiving touchdowns. Posted 64 receptions. Named to the All-Rookie team by the Professional Football Writers of America. Set an NFL rookie record with six receiving scores in a team's first four games.
• Against Carolina (9/16), hauled in four catches for 64 yards, including his first career NFL touchdown on an 11-yard pass from Matt Ryan in the second quarter.
• Against New Orleans (9/23), became the first Falcons rookie to record three receiving touchdowns in a game and the seventh player to do so in franchise history. Notched seven catches for 146 yards, including a career-long 75-yard score.
• Against Cincinnati (9/30), posted four receptions for 54 yards with two touchdowns.
• At Washington (11/4), tallied six receptions for 71 yards, including a 41-yard touchdown grab.
• At New Orleans (11/22), notched eight catches for 93 yards with a score.
• At Carolina (12/23), registered three receptions for 90 yards including a touchdown. Tied a career-long with a 75-yard scoring grab from Matt Ryan in the third quarter.

## COLLEGE:

• Played in 44 games over three seasons (2015-17) at Alabama and finished his career second in Crimson Tide history with 224 receptions and 19 receiving touchdowns. He also ranked third with 2,781 receiving yards, while totaling eight career 100-yard receiving games to tie for third in the Alabama record books.
• As a junior (2017), named first team All-SEC by the coaches after leading the Tide with 63 catches for 967 yards and five touchdown receptions. His 967 yards were good for third in the SEC while his 63 receptions ranked sixth in the conference. Collected a team-high 15 explosive receptions of 20-plus yards and led all wideouts with 41 catches that went for a first down or a touchdown.
• As a sophomore (2016), posted 72 catches for 769 yards with seven touchdowns. Notched five or more catches in 20 of his 30 career games played and 39 of his receptions went for a first down or a touchdown. Also rushed five times for 21 yards and a touchdown.
• As a true freshman (2015), selected to the SEC All-Freshman team and the All-SEC second team by the Associated Press after setting the Alabama single-season freshman receiving record with 1,045 yards, eclipsing the previous mark of 1,000 held by Amari Cooper (2012). Reeled in a team-leading 89 catches with 17 of his grabs going for 15-plus yards, including five of his seven scores. Had a team-leading 44 receptions for a first down or score and recorded five or more catches in nine of his 11 starts and 11 games overall.

## PERSONAL:

• Attended Monarch (Coconut Creek, Fla.) where he was ranked as the nation's top-ranked wide receiver by ESPN, 247Sports and Rivals.
• Participated in the 2014 Under Armour All-America Game and invited to Nike's "The Opening" where he captured MVP honors.
• As a senior (2014), was only able to play three games due to Florida age restriction rules, which doesn't allow anyone over the age of 19 and nine months to be eligible. Hauled in 18 passes for 420 yards and four touchdowns.
• As a junior (2013), named a second-team All-State selection after catching 41 passes for 1,131 yards and 12 touchdowns.
• Follow Ridley on X at @CalvinRidley1 and on Instagram at @justdoit_cb3.
• Born Calvin Orin Ridley on Dec. 20, 1994 in Fort Lauderdale, Fla.

## REGULAR SEASON COMPARISON: RECEIVING - CINCINNATI BENGALS

| DATE | OPP | W/L | GP/GS | REC | YDS. | AVG. | TD | LG | TGTS | YAC |
|---|---|---|---|---|---|---|---|---|---|---|
| 9/30/18 | ATL vs. CIN | L | P | 4 | 54 | 13.5 | 2 | 30t | 6 | 15 |
| 12/4/23 | JAX vs. CIN | L | S | 4 | 26 | 6.5 | 0 | 21 | 8 | 1 |
| 12/15/24 | TEN vs. CIN | L | P | 3 | 41 | 13.7 | 0 | 21 | 5 | 18 |
| TOTALS | | 0/3 | 3/1 | 11 | 121 | 11.0 | 2 | 30t | 19 | 34 |

## CALVIN RIDLEY'S NFL REGULAR SEASON RUSHING/RECEIVING STATISTICS

| | | | | RECEIVING | | | | | RUSHING | | | | |
|---|---|---|---|---|---|---|---|---|---|---|---|---|---|
| DATE | TEAM | GP | GS | NO. | YDS. | AVG. | LG | TD | NO. | YDS. | AVG. | LG | TD |
| 2018 | Falcons | 16 | 5 | 64 | 821 | 12.8 | 75t | 10 | 6 | 27 | 4.5 | 9 | 0 |
| 2019 | Falcons | 13 | 10 | 63 | 866 | 13.7 | 36 | 7 | 2 | 34 | 17.0 | 19 | 0 |
| 2020 | Falcons | 15 | 15 | 90 | 1,374 | 15.3 | 63 | 9 | 5 | 1 | 0.2 | 8 | 0 |
| 2021 | Falcons | 5 | 5 | 31 | 281 | 9.1 | 22 | 2 | 0 | 0 | 0.0 | 0 | 0 |
| 2022 | Falcons | 0 | 0 | 0 | 0 | 0.0 | 0 | 0 | 0 | 0 | 0.0 | 0 | 0 |
| Went from **Atlanta** to **Jacksonville**. | | | | | | | | | | | | | |
| 2022 | Jaguars | 0 | 0 | 0 | 0 | 0.0 | 0 | 0 | 0 | 0 | 0.0 | 0 | 0 |
| 2022 | TOTAL | 0 | 0 | 0 | 0 | 0.0 | 0 | 0 | 0 | 0 | 0.0 | 0 | 0 |
| 2023 | Jaguars | 17 | 17 | 76 | 1,016 | 13.4 | 59t | 8 | 9 | 23 | 2.6 | 18 | 0 |
| 2024 | Titans | 17 | 14 | 64 | 1,017 | 15.9 | 63 | 4 | 8 | 55 | 6.9 | 19 | 1 |
| 2025 | Titans | 7 | 6 | 17 | 303 | 17.8 | 47 | 0 | 0 | 0 | 0.0 | 0 | 0 |
| 2026 | Titans | 6 | 4 | 5 | 81 | 16.2 | 25 | 0 | 0 | 0 | 0.0 | 0 | 0 |
| NFL TOTALS | | 96 | 76 | 410 | 5,759 | 14.0 | 75T | 40 | 30 | 140 | 4.7 | 19 | 1 |

## CALVIN RIDLEY'S NFL REGULAR SEASON RETURN STATISTICS

| | | KICKOFF RETURNS | | | | | PUNT RETURNS | | | | | |
|---|---|---|---|---|---|---|---|---|---|---|---|---|
| DATE | TEAM | RET. | YDS. | AVG. | LG | TD | NO. | FC | YDS. | AVG. | LG | TD |
| 2018 | Falcons | 2 | 50 | 25.0 | 32 | 0 | 0 | 0 | 0 | 0.0 | 0 | 0 |
| 2019 | Falcons | 0 | 0 | 0.0 | 0 | 0 | 0 | 0 | 0 | 0.0 | 0 | 0 |
| 2020 | Falcons | 0 | 0 | 0.0 | 0 | 0 | 0 | 0 | 0 | 0.0 | 0 | 0 |
| 2021 | Falcons | 0 | 0 | 0.0 | 0 | 0 | 0 | 0 | 0 | 0.0 | 0 | 0 |
| 2022 | Falcons | 0 | 0 | 0.0 | 0 | 0 | 0 | 0 | 0 | 0.0 | 0 | 0 |
| Went from **Atlanta** to **Jacksonville**. | | | | | | | | | | | | |
| 2022 | Jaguars | 0 | 0 | 0.0 | 0 | 0 | 0 | 0 | 0 | 0.0 | 0 | 0 |
| 2022 | TOTAL | 0 | 0 | 0.0 | 0 | 0 | 0 | 0 | 0 | 0.0 | 0 | 0 |
| 2023 | Jaguars | 0 | 0 | 0.0 | 0 | 0 | 0 | 0 | 0 | 0.0 | 0 | 0 |
| 2024 | Titans | 0 | 0 | 0.0 | 0 | 0 | 0 | 0 | 0 | 0.0 | 0 | 0 |
| 2025 | Titans | 0 | 0 | 0.0 | 0 | 0 | 0 | 0 | 0 | 0.0 | 0 | 0 |
| 2026 | Titans | 0 | 0 | 0.0 | 0 | 0 | 0 | 0 | 0 | 0.0 | 0 | 0 |
| NFL TOTALS | | 2 | 50 | 25.0 | 32 | 0 | 0 | 0 | 0 | 0.0 | 0 | 0 |

### SINGLE-GAME HIGHS: RUSHING/RECEIVING

| | |
|---|---|
| **Rush Attempts** | 3 (vs. Cincinnati Bengals, Dec 04, 2023) |
| **Rushing Yards** | 19 (2 times, last vs. Cincinnati Bengals, Dec 15, 2024) |
| **Longest Runs** | 19 (2 times, last vs. Cincinnati Bengals, Dec 15, 2024) |
| **Rushing TDs** | 1 (vs. New York Jets, Sep 15, 2024) |
| **Receptions** | 10 (2 times, last at Detroit Lions, Oct 27, 2024) |
| **Receiving Yards** | 163 (vs. Tampa Bay Buccaneers, Dec 20, 2020) |
| **Receiving Average** | 30.0 (at Carolina Panthers, Dec 23, 2018) |
| **Longest Receptions** | 75 (2 times, last at Carolina Panthers, Dec 23, 2018) |
| **Receiving TDs** | 3 (vs. New Orleans Saints, Sep 23, 2018) |
| **All-Purpose Yards** | 163 (vs. Tampa Bay Buccaneers, Dec 20, 2020) |
| **Kickoff Returns** | 2 (vs. Carolina Panthers, Sep 16, 2018) |
| **Kickoff Return Yards** | 50 (vs. Carolina Panthers, Sep 16, 2018) |
| **Longest Kickoff Return** | 32 (vs. Carolina Panthers, Sep 16, 2018) |
| **Most TDs** | 3 (vs. New Orleans Saints, Sep 23, 2018) |
| **Miscellaneous Tackles** | 1 (6 times, last vs. Minnesota Vikings, Nov 17, 2024) |
| **Scrimmage Yards** | 163 (vs. Tampa Bay Buccaneers, Dec 20, 2020) |

## 100-YARD RECEIVING GAMES (17): REGULAR SEASON

| DATE | TEAM | NO. | YDS. | AVG. | LG | TD |
|---|---|---|---|---|---|---|
| 09/23/18 | SAINTS | 7 | 146 | 20.9 | 75t | 3 |
| 09/15/19 | EAGLES | 8 | 105 | 13.1 | 34t | 1 |
| 11/17/19 | at Panthers | 8 | 143 | 17.9 | 36 | 1 |
| 09/13/20 | SEAHAWKS | 9 | 130 | 14.4 | 22 | 2 |
| 09/20/20 | at Cowboys | 7 | 109 | 15.6 | 25 | 2 |
| 09/27/20 | BEARS | 5 | 110 | 22.0 | 63 | 0 |
| 10/11/20 | PANTHERS | 8 | 136 | 17.0 | 26 | 0 |
| 12/06/20 | SAINTS | 5 | 108 | 21.6 | 31 | 0 |
| 12/13/20 | at Chargers | 8 | 124 | 15.5 | 39t | 1 |
| 12/20/20 | BUCCANEERS | 10 | 163 | 16.3 | 33 | 1 |
| 12/27/20 | at Chiefs | 5 | 130 | 26.0 | 54 | 0 |
| 09/10/23 | at Colts | 8 | 101 | 12.6 | 29 | 1 |
| 10/08/23 | at Bills | 7 | 122 | 17.4 | 32 | 0 |
| 11/19/23 | TITANS | 7 | 103 | 14.7 | 34 | 2 |
| 01/07/24 | at Titans | 6 | 106 | 17.7 | 59t | 1 |
| 10/27/24 | at Lions | 10 | 143 | 14.3 | 47 | 0 |
| 10/05/25 | at Cardinals | 5 | 131 | 26.2 | 47 | 0 |

## 2018 GAME-BY-GAME REGULAR-SEASON STATISTICS (FALCONS)

| | | | RECEIVING | | | | | RUSHING | | | | | | |
|---|---|---|---|---|---|---|---|---|---|---|---|---|---|---|
| DATE | OPPONENT | P/S | NO. | YDS. | AVG. | LG | TD | NO. | YDS. | AVG. | LG | TD | W/L | SCORE |
| 09/06 | at Eagles | P | 0 | 0 | 0.0 | 0 | 0 | 0 | 0 | 0.0 | 0 | 0 | L | 12-18 |
| 09/16 | Panthers | P | 4 | 64 | 16.0 | 22 | 1 | 1 | 3 | 3.0 | 3 | 0 | W | 31-24 |
| 09/23 | Saints | P | 7 | 146 | 20.9 | 75t | 3 | 1 | 9 | 9.0 | 9 | 0 | L | 37-43+ |
| 09/30 | Bengals | P | 4 | 54 | 13.5 | 30t | 2 | 1 | 1 | 1.0 | 1 | 0 | L | 36-37 |
| 10/07 | at Steelers | P | 4 | 38 | 9.5 | 21 | 0 | 0 | 0 | 0.0 | 0 | 0 | L | 17-41 |
| 10/14 | Buccaneers | P | 3 | 47 | 15.7 | 22 | 0 | 0 | 0 | 0.0 | 0 | 0 | W | 34-29 |
| 10/22 | Giants | P | 5 | 43 | 8.6 | 19 | 0 | 0 | 0 | 0.0 | 0 | 0 | W | 23-20 |
| 11/04 | at Redskins | P | 6 | 71 | 11.8 | 40t | 1 | 1 | 6 | 6.0 | 6 | 0 | W | 38-14 |
| 11/11 | at Browns | S | 3 | 37 | 12.3 | 31 | 0 | 1 | 3 | 3.0 | 3 | 0 | L | 16-28 |
| 11/18 | Cowboys | P | 3 | 32 | 10.7 | 14 | 0 | 1 | 5 | 5.0 | 5 | 0 | L | 19-22 |
| 11/22 | at Saints | P | 8 | 93 | 11.6 | 50 | 1 | 0 | 0 | 0.0 | 0 | 0 | L | 17-31 |
| 12/02 | Ravens | S | 3 | 22 | 7.3 | 10 | 0 | 0 | 0 | 0.0 | 0 | 0 | L | 16-26 |
| 12/09 | at Packers | S | 1 | 10 | 10.0 | 10 | 0 | 0 | 0 | 0.0 | 0 | 0 | L | 20-34 |
| 12/16 | Cardinals | S | 5 | 42 | 8.4 | 14 | 0 | 0 | 0 | 0.0 | 0 | 0 | W | 40-14 |
| 12/23 | at Panthers | P | 3 | 90 | 30.0 | 75t | 1 | 0 | 0 | 0.0 | 0 | 0 | W | 24-10 |
| 12/30 | at Buccaneers | S | 5 | 32 | 6.4 | 12 | 1 | 0 | 0 | 0.0 | 0 | 0 | W | 34-32 |
| **2018 TOTALS** | | **16-5** | **64** | **821** | **12.8** | **75T** | **10** | **6** | **27** | **4.5** | **9** | **0** | **7-9** | |

+ - Overtime

## 2019 GAME-BY-GAME REGULAR-SEASON STATISTICS (FALCONS)

| | | | RECEIVING | | | | | RUSHING | | | | | | |
|---|---|---|---|---|---|---|---|---|---|---|---|---|---|---|
| DATE | OPPONENT | P/S | NO. | YDS. | AVG. | LG | TD | NO. | YDS. | AVG. | LG | TD | W/L | SCORE |
| 09/08 | at Vikings | S | 4 | 64 | 16.0 | 20t | 1 | 0 | 0 | 0.0 | 0 | 0 | L | 12-28 |
| 09/15 | Eagles | S | 8 | 105 | 13.1 | 34t | 1 | 0 | 0 | 0.0 | 0 | 0 | W | 24-20 |
| 09/22 | at Colts | P | 1 | 6 | 6.0 | 6 | 0 | 0 | 0 | 0.0 | 0 | 0 | L | 24-27 |
| 09/29 | Titans | S | 3 | 32 | 10.7 | 21 | 0 | 0 | 0 | 0.0 | 0 | 0 | L | 10-24 |
| 10/06 | at Texans | S | 5 | 88 | 17.6 | 29t | 1 | 0 | 0 | 0.0 | 0 | 0 | L | 32-53 |
| 10/13 | at Cardinals | S | 4 | 48 | 12.0 | 23 | 1 | 0 | 0 | 0.0 | 0 | 0 | L | 33-34 |
| 10/20 | Rams | P | 4 | 30 | 7.5 | 14 | 0 | 0 | 0 | 0.0 | 0 | 0 | L | 10-37 |
| 10/27 | Seahawks | P | 4 | 70 | 17.5 | 30 | 0 | 0 | 0 | 0.0 | 0 | 0 | L | 20-27 |
| 11/10 | at Saints | S | 3 | 28 | 9.3 | 15 | 0 | 1 | 19 | 19.0 | 19 | 0 | W | 26-9 |
| 11/17 | at Panthers | S | 8 | 143 | 17.9 | 36 | 1 | 0 | 0 | 0.0 | 0 | 0 | W | 29-3 |
| 11/24 | Buccaneers | S | 6 | 85 | 14.2 | 21t | 1 | 1 | 15 | 15.0 | 15 | 0 | L | 22-35 |
| 11/28 | Saints | S | 8 | 91 | 11.4 | 18 | 0 | 0 | 0 | 0.0 | 0 | 0 | L | 18-26 |
| 12/08 | Panthers | S | 5 | 76 | 15.2 | 18 | 1 | 0 | 0 | 0.0 | 0 | 0 | W | 40-20 |
| 12/15 | at 49ers | | | | | INJURED RESERVE | | | | | | | W | 29-22 |
| 12/22 | Jaguars | | | | | INJURED RESERVE | | | | | | | W | 24-12 |
| 12/29 | at Buccaneers | | | | | INJURED RESERVE | | | | | | | W | 28-22+ |
| **2019 TOTALS** | | **13-10** | **63** | **866** | **13.7** | **36** | **7** | **2** | **34** | **17.0** | **19** | **0** | **7-9** | |

+ - Overtime

## 2020 GAME-BY-GAME REGULAR-SEASON STATISTICS (FALCONS)

| | | | RECEIVING | | | | | RUSHING | | | | | | |
|---|---|---|---|---|---|---|---|---|---|---|---|---|---|---|
| DATE | OPPONENT | P/S | NO. | YDS. | AVG. | LG | TD | NO. | YDS. | AVG. | LG | TD | W/L | SCORE |
| 09/13 | Seahawks | S | 9 | 130 | 14.4 | 22 | 2 | 1 | -1 | -1.0 | -1 | 0 | L | 25-38 |
| 09/20 | at Cowboys | S | 7 | 109 | 15.6 | 25 | 2 | 0 | 0 | 0.0 | 0 | 0 | L | 39-40 |
| 09/27 | Bears | S | 5 | 110 | 22.0 | 63 | 0 | 1 | 7 | 7.0 | 7 | 0 | L | 26-30 |
| 10/05 | at Packers | S | 0 | 0 | 0.0 | 0 | 0 | 0 | 0 | 0.0 | 0 | 0 | L | 16-30 |
| 10/11 | Panthers | S | 8 | 136 | 17.0 | 26 | 0 | 0 | 0 | 0.0 | 0 | 0 | L | 16-23 |
| 10/18 | at Vikings | S | 6 | 61 | 10.2 | 18 | 1 | 1 | 8 | 8.0 | 8 | 0 | W | 40-23 |
| 10/25 | Lions | S | 5 | 69 | 13.8 | 27 | 1 | 0 | 0 | 0.0 | 0 | 0 | L | 22-23 |
| 10/29 | at Panthers | S | 3 | 42 | 14.0 | 19 | 0 | 0 | 0 | 0.0 | 0 | 0 | W | 25-17 |
| 11/08 | Broncos | | | | | | INACTIVE | | | | | | W | 34-27 |
| 11/22 | at Saints | S | 5 | 90 | 18.0 | 46 | 0 | 0 | 0 | 0.0 | 0 | 0 | L | 9-24 |
| 11/29 | Raiders | S | 6 | 50 | 8.3 | 16 | 1 | 0 | 0 | 0.0 | 0 | 0 | W | 43-6 |
| 12/06 | Saints | S | 5 | 108 | 21.6 | 31 | 0 | 0 | 0 | 0.0 | 0 | 0 | L | 16-21 |
| 12/13 | at Chargers | S | 8 | 124 | 15.5 | 39t | 1 | 0 | 0 | 0.0 | 0 | 0 | L | 17-20 |
| 12/20 | Buccaneers | S | 10 | 163 | 16.3 | 33 | 1 | 0 | 0 | 0.0 | 0 | 0 | L | 27-31 |
| 12/27 | at Chiefs | S | 5 | 130 | 26.0 | 54 | 0 | 1 | -7 | -7.0 | -7 | 0 | L | 14-17 |
| 01/03 | at Buccaneers | S | 8 | 52 | 6.5 | 18 | 0 | 1 | -6 | -6.0 | -6 | 0 | L | 27-44 |
| **2020 TOTALS** | | **15-15** | **90** | **1,374** | **15.3** | **63** | **9** | **5** | **1** | **0.2** | **8** | **0** | **4-12** | |

## 2021 GAME-BY-GAME REGULAR-SEASON STATISTICS (FALCONS)

| | | | RECEIVING | | | | | RUSHING | | | | | | |
|---|---|---|---|---|---|---|---|---|---|---|---|---|---|---|
| DATE | OPPONENT | P/S | NO. | YDS. | AVG. | LG | TD | NO. | YDS. | AVG. | LG | TD | W/L | SCORE |
| 09/12 | Eagles | S | 5 | 51 | 10.2 | 16 | 0 | 0 | 0 | 0.0 | 0 | 0 | L | 6-32 |
| 09/19 | at Buccaneers | S | 7 | 63 | 9.0 | 22 | 1 | 0 | 0 | 0.0 | 0 | 0 | L | 25-48 |
| 09/26 | at Giants | S | 8 | 61 | 7.6 | 20 | 0 | 0 | 0 | 0.0 | 0 | 0 | W | 17-14 |
| 10/03 | Football Team | S | 7 | 80 | 11.4 | 21 | 0 | 0 | 0 | 0.0 | 0 | 0 | L | 30-34 |
| 10/10 | Jets | | | | | | INACTIVE | | | | | | W | 27-20 |
| 10/24 | at Dolphins | S | 4 | 26 | 6.5 | 11 | 1 | 0 | 0 | 0.0 | 0 | 0 | W | 30-28 |
| 10/31 | Panthers | | | | | | INACTIVE | | | | | | L | 13-19 |
| 11/07 | at Saints | | | | | | NON-FOOTBALL INJURY (NF) | | | | | | W | 27-25 |
| 11/14 | at Cowboys | | | | | | NON-FOOTBALL INJURY (NF) | | | | | | L | 3-43 |
| 11/18 | Patriots | | | | | | NON-FOOTBALL INJURY (NF) | | | | | | L | 0-25 |
| 11/28 | at Jaguars | | | | | | NON-FOOTBALL INJURY (NF) | | | | | | W | 21-14 |
| 12/05 | Buccaneers | | | | | | NON-FOOTBALL INJURY (NF) | | | | | | L | 17-30 |
| 12/12 | at Panthers | | | | | | NON-FOOTBALL INJURY (NF) | | | | | | W | 29-21 |
| 12/19 | at 49ers | | | | | | NON-FOOTBALL INJURY (NF) | | | | | | L | 13-31 |
| 12/26 | Lions | | | | | | NON-FOOTBALL INJURY (NF) | | | | | | W | 20-16 |
| 01/02 | at Bills | | | | | | NON-FOOTBALL INJURY (NF) | | | | | | L | 15-29 |
| 01/09 | Saints | | | | | | NON-FOOTBALL INJURY (NF) | | | | | | L | 20-30 |
| **2021 TOTALS** | | **5-5** | **31** | **281** | **9.1** | **22** | **2** | **0** | **0** | **0.0** | **0** | **0** | **7-10** | |

## 2022 GAME-BY-GAME REGULAR-SEASON STATISTICS (FALCONS/JAGUARS)

| | | | RECEIVING | | | | | RUSHING | | | | | | |
|---|---|---|---|---|---|---|---|---|---|---|---|---|---|---|
| DATE | OPPONENT | P/S | NO. | YDS. | AVG. | LG | TD | NO. | YDS. | AVG. | LG | TD | W/L | SCORE |
| 09/11 | Saints | | | | | RESERVE/LEAGUE SUSP. | | | | | | | L | 26-27 |
| 09/18 | at Rams | | | | | RESERVE/LEAGUE SUSP. | | | | | | | L | 27-31 |
| 09/25 | at Seahawks | | | | | RESERVE/LEAGUE SUSP. | | | | | | | W | 27-23 |
| 10/02 | Browns | | | | | RESERVE/LEAGUE SUSP. | | | | | | | W | 23-20 |
| 10/09 | at Buccaneers | | | | | RESERVE/LEAGUE SUSP. | | | | | | | L | 15-21 |
| 10/16 | 49ers | | | | | RESERVE/LEAGUE SUSP. | | | | | | | W | 28-14 |
| 10/23 | at Bengals | | | | | RESERVE/LEAGUE SUSP. | | | | | | | L | 17-35 |
| 10/30 | Panthers | | | | | RESERVE/LEAGUE SUSP. | | | | | | | W | 37-34+ |
| | | | | | | Went from **Falcons** to **Jaguars**. | | | | | | | | |
| 11/06 | Raiders | | | | | RESERVE/LEAGUE SUSP. | | | | | | | W | 27-20 |
| 11/13 | at Chiefs | | | | | RESERVE/LEAGUE SUSP. | | | | | | | L | 17-27 |
| 11/27 | Ravens | | | | | RESERVE/LEAGUE SUSP. | | | | | | | W | 28-27 |
| 12/04 | at Lions | | | | | RESERVE/LEAGUE SUSP. | | | | | | | L | 14-40 |
| 12/11 | at Titans | | | | | RESERVE/LEAGUE SUSP. | | | | | | | W | 36-22 |
| 12/18 | Cowboys | | | | | RESERVE/LEAGUE SUSP. | | | | | | | W | 40-34+ |
| 12/22 | at Jets | | | | | RESERVE/LEAGUE SUSP. | | | | | | | W | 19-3 |
| 01/01 | at Texans | | | | | RESERVE/LEAGUE SUSP. | | | | | | | W | 31-3 |
| 01/07 | Titans | | | | | RESERVE/LEAGUE SUSP. | | | | | | | W | 20-16 |
| **2022 TOTALS** | | **0-0** | **0** | **0** | **0.0** | **0** | **0** | **0** | **0** | **0.0** | **0** | **0** | **11-6** | |

+ - Overtime

## 2023 GAME-BY-GAME REGULAR-SEASON STATISTICS (JAGUARS)

| | | | RECEIVING | | | | | RUSHING | | | | | | |
|---|---|---|---|---|---|---|---|---|---|---|---|---|---|---|
| DATE | OPPONENT | P/S | NO. | YDS. | AVG. | LG | TD | NO. | YDS. | AVG. | LG | TD | W/L | SCORE |
| 09/10 | at Colts | S | 8 | 101 | 12.6 | 29 | 1 | 0 | 0 | 0.0 | 0 | 0 | W | 31-21 |
| 09/17 | Chiefs | S | 2 | 32 | 16.0 | 26 | 0 | 0 | 0 | 0.0 | 0 | 0 | L | 9-17 |
| 09/24 | Texans | S | 3 | 40 | 13.3 | 21 | 0 | 0 | 0 | 0.0 | 0 | 0 | L | 17-37 |
| 10/01 | Falcons | S | 2 | 38 | 19.0 | 30t | 1 | 0 | 0 | 0.0 | 0 | 0 | W | 23-7 |
| 10/08 | at Bills | S | 7 | 122 | 17.4 | 32 | 0 | 2 | 14 | 7.0 | 11 | 0 | W | 25-20 |
| 10/15 | Colts | S | 4 | 30 | 7.5 | 10 | 0 | 1 | -4 | -4.0 | -4 | 0 | W | 37-20 |
| 10/19 | at Saints | S | 1 | 5 | 5.0 | 5 | 0 | 1 | 0 | 0.0 | 0 | 0 | W | 31-24 |
| 10/29 | at Steelers | S | 6 | 83 | 13.8 | 27 | 0 | 0 | 0 | 0.0 | 0 | 0 | W | 20-10 |
| 11/12 | 49ers | S | 2 | 20 | 10.0 | 11 | 0 | 0 | 0 | 0.0 | 0 | 0 | L | 3-34 |
| 11/19 | Titans | S | 7 | 103 | 14.7 | 34 | 2 | 1 | 18 | 18.0 | 18 | 0 | W | 34-14 |
| 11/26 | at Texans | S | 5 | 89 | 17.8 | 45 | 1 | 0 | 0 | 0.0 | 0 | 0 | W | 24-21 |
| 12/04 | Bengals | S | 4 | 26 | 6.5 | 21 | 0 | 3 | 7 | 2.3 | 10 | 0 | L | 31-34+ |
| 12/10 | at Browns | S | 4 | 53 | 13.3 | 16 | 0 | 0 | 0 | 0.0 | 0 | 0 | L | 27-31 |
| 12/17 | Ravens | S | 5 | 39 | 7.8 | 13 | 0 | 0 | 0 | 0.0 | 0 | 0 | L | 7-23 |
| 12/24 | at Buccaneers | S | 6 | 90 | 15.0 | 25 | 2 | 1 | -12 | -12.0 | -12 | 0 | L | 12-30 |
| 12/31 | Panthers | S | 4 | 39 | 9.8 | 14 | 0 | 0 | 0 | 0.0 | 0 | 0 | W | 26-0 |
| 01/07 | at Titans | S | 6 | 106 | 17.7 | 59t | 1 | 0 | 0 | 0.0 | 0 | 0 | L | 20-28 |
| **2023 TOTALS** | | **17-17** | **76** | **1,016** | **13.4** | **59T** | **8** | **9** | **23** | **2.6** | **18** | **0** | **9-8** | |

+ - Overtime

## 2024 GAME-BY-GAME REGULAR-SEASON STATISTICS (TITANS)

| | | | RECEIVING | | | | | RUSHING | | | | | | |
|---|---|---|---|---|---|---|---|---|---|---|---|---|---|---|
| DATE | OPPONENT | P/S | NO. | YDS. | AVG. | LG | TD | NO. | YDS. | AVG. | LG | TD | W/L | SCORE |
| 09/08 | at Bears | S | 3 | 50 | 16.7 | 22 | 0 | 0 | 0 | 0.0 | 0 | 0 | L | 17-24 |
| 09/15 | Jets | S | 4 | 77 | 19.3 | 40t | 1 | 1 | 10 | 10.0 | 10t | 1 | L | 17-24 |
| 09/22 | Packers | P | 1 | 9 | 9.0 | 9 | 0 | 0 | 0 | 0.0 | 0 | 0 | L | 14-30 |
| 09/30 | at Dolphins | S | 1 | 5 | 5.0 | 5 | 0 | 1 | 10 | 10.0 | 10 | 0 | W | 31-12 |
| 10/13 | Colts | S | 0 | 0 | 0.0 | 0 | 0 | 1 | 9 | 9.0 | 9 | 0 | L | 17-20 |
| 10/20 | at Bills | S | 3 | 42 | 14.0 | 33 | 0 | 0 | 0 | 0.0 | 0 | 0 | L | 10-34 |
| 10/27 | at Lions | S | 10 | 143 | 14.3 | 47 | 0 | 1 | 3 | 3.0 | 3 | 0 | L | 14-52 |
| 11/03 | Patriots | S | 5 | 73 | 14.6 | 25 | 0 | 0 | 0 | 0.0 | 0 | 0 | W | 20-17+ |
| 11/10 | at Chargers | S | 5 | 84 | 16.8 | 41t | 2 | 0 | 0 | 0.0 | 0 | 0 | L | 17-27 |
| 11/17 | Vikings | S | 4 | 58 | 14.5 | 21 | 0 | 0 | 0 | 0.0 | 0 | 0 | L | 13-23 |
| 11/24 | at Texans | S | 5 | 93 | 18.6 | 63 | 0 | 0 | 0 | 0.0 | 0 | 0 | W | 32-27 |
| 12/01 | at Commanders | S | 2 | 45 | 22.5 | 30 | 0 | 0 | 0 | 0.0 | 0 | 0 | L | 19-42 |
| 12/08 | Jaguars | P | 7 | 59 | 8.4 | 30 | 0 | 0 | 0 | 0.0 | 0 | 0 | L | 6-10 |
| 12/15 | Bengals | P | 3 | 41 | 13.7 | 21 | 0 | 1 | 19 | 19.0 | 19 | 0 | L | 27-37 |
| 12/22 | at Colts | S | 3 | 78 | 26.0 | 38t | 1 | 0 | 0 | 0.0 | 0 | 0 | L | 30-38 |
| 12/29 | at Jaguars | S | 5 | 84 | 16.8 | 24 | 0 | 1 | 7 | 7.0 | 7 | 0 | L | 13-20 |
| 01/05 | Texans | S | 3 | 76 | 25.3 | 39 | 0 | 2 | -3 | -1.5 | 7 | 0 | L | 14-23 |
| 2024 TOTALS | | 17-14 | 64 | 1,017 | 15.9 | 63 | 4 | 8 | 55 | 6.9 | 19 | 1 | 3-14 | |

+ - Overtime

## 2025 GAME-BY-GAME REGULAR-SEASON STATISTICS (TITANS)

| | | | RECEIVING | | | | | RUSHING | | | | | | |
|---|---|---|---|---|---|---|---|---|---|---|---|---|---|---|
| DATE | OPPONENT | P/S | NO. | YDS. | AVG. | LG | TD | NO. | YDS. | AVG. | LG | TD | W/L | SCORE |
| 09/07 | at Broncos | S | 4 | 27 | 6.8 | 13 | 0 | 0 | 0 | 0.0 | 0 | 0 | L | 12-20 |
| 09/14 | Rams | S | 3 | 57 | 19.0 | 26 | 0 | 0 | 0 | 0.0 | 0 | 0 | L | 19-33 |
| 09/21 | Colts | S | 1 | 27 | 27.0 | 27 | 0 | 0 | 0 | 0.0 | 0 | 0 | L | 20-41 |
| 09/28 | at Texans | S | 2 | 30 | 15.0 | 22 | 0 | 0 | 0 | 0.0 | 0 | 0 | L | 0-26 |
| 10/05 | at Cardinals | P | 5 | 131 | 26.2 | 47 | 0 | 0 | 0 | 0.0 | 0 | 0 | W | 22-21 |
| 10/12 | at Raiders | S | 1 | 18 | 18.0 | 18 | 0 | 0 | 0 | 0.0 | 0 | 0 | L | 10-20 |
| 10/19 | Patriots | | | | | | INACTIVE | | | | | | L | 13-31 |
| 10/26 | at Colts | | | | | | INACTIVE | | | | | | L | 14-38 |
| 11/02 | Chargers | | | | | | INACTIVE | | | | | | L | 20-27 |
| 11/16 | Texans | S | 1 | 13 | 13.0 | 13 | 0 | 0 | 0 | 0.0 | 0 | 0 | L | 13-16 |
| 11/23 | Seahawks | | | | | | INJURED RESERVE | | | | | | L | 24-30 |
| 11/30 | Jaguars | | | | | | INJURED RESERVE | | | | | | L | 3-25 |
| 12/07 | at Browns | | | | | | INJURED RESERVE | | | | | | W | 31-29 |
| 12/14 | at 49ers | | | | | | INJURED RESERVE | | | | | | L | 24-37 |
| 12/21 | Chiefs | | | | | | INJURED RESERVE | | | | | | W | 26-9 |
| 12/28 | Saints | | | | | | INJURED RESERVE | | | | | | L | 26-34 |
| 01/04 | at Jaguars | | | | | | INJURED RESERVE | | | | | | L | 7-41 |
| 2025 TOTALS | | 7-6 | 17 | 303 | 17.8 | 47 | 0 | 0 | 0 | 0.0 | 0 | 0 | 3-14 | |

## 2026 GAME-BY-GAME REGULAR-SEASON STATISTICS (TITANS)

| | | | RECEIVING | | | | | RUSHING | | | | | | |
|---|---|---|---|---|---|---|---|---|---|---|---|---|---|---|
| DATE | OPPONENT | P/S | NO. | YDS. | AVG. | LG | TD | NO. | YDS. | AVG. | LG | TD | W/L | SCORE |
| 09/13 | Jets | S | 0 | 0 | 0.0 | 0 | 0 | 0 | 0 | 0.0 | 0 | 0 | L | 10-23 |
| 09/20 | Eagles | S | 2 | 35 | 17.5 | 25 | 0 | 0 | 0 | 0.0 | 0 | 0 | L | 20-24 |
| 09/27 | at Giants | P | 0 | 0 | 0.0 | 0 | 0 | 0 | 0 | 0.0 | 0 | 0 | L | 7-12 |
| 10/04 | at Ravens | P | 1 | 13 | 13.0 | 13 | 0 | 0 | 0 | 0.0 | 0 | 0 | L | 18-24 |
| 10/11 | Texans | S | 2 | 33 | 16.5 | 23 | 0 | 0 | 0 | 0.0 | 0 | 0 | L | 3-26 |
| 10/18 | at Colts | S | 0 | 0 | 0.0 | 0 | 0 | 0 | 0 | 0.0 | 0 | 0 | W | 26-20 |
| 10/25 | Browns | | | | | | INACTIVE | | | | | | L | 24-27 |
| 2026 TOTALS | | 6-4 | 5 | 81 | 16.2 | 25 | 0 | 0 | 0 | 0.0 | 0 | 0 | 1-6 | |



# MICAH ROBINSON

**CORNERBACK ★ 5'11" ★ 186 LBS**

**COLLEGE:** TULANE ★ **HOMETOWN:** ATLANTA, GA.
**NFL EXPERIENCE (NFL/TITANS):** 2/2 ★ **ACQUIRED:** FA-'25
**GAMES PLAYED/GAMES STARTED:** 16/2(Playoffs: 0/0)

21

**PRO:** The Titans signed Micah Robinson off the Green Bay Packers' practice squad in the middle of the 2025 regular season to add depth to the cornerbacks room. The 5-foot-11-inch, 183-pounder appeared in nine games with the Titans as a rookie and recorded seven tackles, a stop for loss, two passes defensed and seven special teams stops. Robinson was originally selected by the Packers in the seventh round of the 2025 NFL Draft.

## CAREER TRANSACTIONS:

• The Atlanta, Ga., native was selected by the Green Bay Packers in the seventh round (237th overall) of the 2025 NFL Draft.
• Waived by the Packers on Aug. 27, 2025 and signed to the team's practice squad two days later.
• Activated from the Packers' practice squad to the active roster standard elevation on Sept. 6, 2025.
• Activated from the Packers' practice squad to the active roster standard elevation on Sept. 11, 2025.
• Signed by the Titans to their active roster from the Packers' practice squad on Oct. 28, 2025.

## SEASON RECAPS:

**2026 (7/1 - Tennessee):** Tied for second on the team with four special teams tackles. Has led or tied for the team lead in special teams tackles twice in 2026 (vs. NYJ, vs. HST).
• Against N.Y. Jets (9/13), led the team with two special teams tackles.
• Against Philadelphia (9/20), started at cornerback and compiled a career-best eight tackles, including a stop for loss. Stuffed Tank Bigsby for a two-yard loss on a rush in the final stanza.
• At N.Y. Giants (9/27), played as a reserve on special teams.
• At Baltimore (10/4), saw action as a reserve on special teams.
• Against Houston (10/11), played as a reserve at cornerback and collected three tackles. Tied for the team lead with a special teams stop.
• At Indianapolis (10/18), registered a special teams tackle on coverage units.
• Against Cleveland (10/25), saw action as a reserve on special teams.

**2025 (0/0 - Green Bay; 9/1 - Tennessee):** Played in nine games with a start at cornerback for the Titans and registered seven tackles, a stop for loss and two passes defensed. Collected seven special teams tackles on coverage units. Led the Titans in passes defensed once in 2025 (at JAX). Tied for the Titans team lead in special teams tackles twice in 2025 (at CLE, vs. KC). Made his NFL debut against the L.A. Chargers (11/2). Spent the first seven games on the Packers' practice squad. Was elevated to the Packers' active roster for the first two games of the season, but did not play in either contest.
• Against L.A. Chargers (11/2), played as a reserve on special teams in his first career NFL contest.
• At Cleveland (12/7), tied for the team lead with a career-high three special teams stops.
• At Jacksonville (1/4), made his first career NFL start at cornerback and tallied seven tackles, including a stop for loss and a team-best two passes defensed. Halted a Jaguars' drive by breaking up a pass intended for Parker Washington on third-and-17 in the third quarter. Deflected a pass intended for Jakobi Myers in the final stanza.

## COLLEGE:

• Played in 56 games with 33 starts in five collegiate seasons (2020-24), recording 137 tackles, four stops for loss, seven interceptions (one returned for a touchdown), 22 passes defensed, a forced fumble and a fumble recovery. Spent his first four seasons at Furman (2020-23) before joining Tulane for his final collegiate campaign (2024).
• As a graduate (2024), appeared in 14 games with 12 starts in his only season with Tulane and registered 34 tackles, a stop for loss, two interceptions (one returned for his first career score), a team-high six passes defended and his first career forced fumble. Earned second-team All-AAC recognition.
• As a senior (2023), saw action in 11 games with five starts in his final season at Furman, recording 34 tackles, a tackle for loss, two interceptions and five passes defensed. Helped lead the Paladins to a 10-3 record, a Southern Conference title and a quarterfinal-round appearance in the FCS playoffs.
• As a junior (2022), saw action in 13 games with 11 starts at Furman, recording career highs with 35 tackles, two tackles for loss, three interceptions and seven passes defensed. Contributed to a defense that set a single-season school record with 57 passes defensed. Was part of a Furman defense that led the FCS in takeaways (29), was tied for No. 1 in interceptions (18) and ranked No. 1 in the Southern Conference in points allowed (20.2 ppg).
• As a sophomore (2021), played in all 11 games with five starts at Furman and finished with 30 tackles, a quarterback hurry, a tackle for loss, three passes defensed and a fumble recovery.
• As a true freshman (2020), saw action in seven games, registering four tackles and a pass defensed in a season that was delayed until the spring of 2021 due to COVID-19.
• Graduated from Tulane with a degree in communications.

## PERSONAL:

• Attended Woodward Academy (Atlanta, Ga.) before finishing his high school career at Westlake (Atlanta, Ga.) High School for two years. Played cornerback while also returning kickoffs and punts.
• As a senior (2019), earned All-Region 2-AAAAAAA honors while serving as team captain on a 6-5 team that advanced to the state playoffs.
• Led Westlake in interceptions as a junior and senior, finishing with eight in his career.
• Also lettered for two years in track and field.
• Son of Misty Fluellen and Steven and Tiffany Robinson (step-mother).
• Has six siblings: Roman Robinson, Cannon Robinson, Aubrey Fluellen, Cupress Fluellen, Kymer Fluellen, and Jesel Fluellen
• Follow Robinson on X at @MicahMRobinson1 and on Instagram at @micah.ro6inson.
• Born Micah Mekhi Robinson on Feb. 5, 2002 in Atlanta, Ga.

## MICAH ROBINSON'S NFL REGULAR SEASON DEFENSIVE STATISTICS

| | | | | TACKLES | | | | | | | | INTERCEPTIONS | | | | | O. FUMB | | | | ST | | | | |
|---|---|---|---|---|---|---|---|---|---|---|---|---|---|---|---|---|---|---|---|---|---|---|---|---|---|
| DATE | TEAM | GP | GS | TK | S | A | TFL | YDS | SK | YDS | QBP | NO | YDS | LG | TD | PD | FF | FR | TD | YDS | TK | S | A | FF | FR |
| 2025 | Packers | 0 | 0 | 0 | 0 | 0 | 0 | 0 | 0.0 | 0.0 | 0 | 0 | 0 | 0 | 0 | 0 | 0 | 0 | 0 | 0 | 0 | 0 | 0 | 0 | 0 |
| Went from **Green Bay** to **Tennessee**. | | | | | | | | | | | | | | | | | | | | | | | | | |
| 2025 | Titans | 9 | 1 | 7 | 3 | 4 | 1 | 2 | 0.0 | 0.0 | 0 | 0 | 0 | 0 | 0 | 2 | 0 | 0 | 0 | 0 | 7 | 5 | 2 | 0 | 0 |
| 2025 | TOTAL | 9 | 1 | 7 | 3 | 4 | 1 | 2 | 0.0 | 0.0 | 0 | 0 | 0 | 0 | 0 | 2 | 0 | 0 | 0 | 0 | 7 | 5 | 2 | 0 | 0 |
| 2026 | Titans | 7 | 1 | 11 | 4 | 7 | 1 | 2 | 0.0 | 0.0 | 0 | 0 | 0 | 0 | 0 | 0 | 0 | 0 | 0 | 0 | 4 | 2 | 2 | 0 | 0 |
| **NFL TOTALS** | | **16** | **2** | **18** | **7** | **11** | **2** | **4** | **0.0** | **0.0** | **0** | **0** | **0** | **0** | **0** | **2** | **0** | **0** | **0** | **0** | **11** | **7** | **4** | **0** | **0** |

## SINGLE-GAME HIGHS: DEFENSIVE

| | |
|---|---|
| **Total Tackles** | 8 (vs. Philadelphia Eagles, Sep 20, 2026) |
| **Solo Tackles** | 3 (2 times, last vs. Philadelphia Eagles, Sep 20, 2026) |
| **Passes Defensed** | 2 (at Jacksonville Jaguars, Jan 04, 2026) |
| **Tackles For Loss** | 1 (2 times, last vs. Philadelphia Eagles, Sep 20, 2026) |
| **Special Teams Tackles** | 3 (at Cleveland Browns, Dec 07, 2025) |

## 2025 GAME-BY-GAME REGULAR-SEASON STATISTICS (PACKERS/TITANS)

| | | | TACKLES | | | | | | | | INTERCEPTIONS | | | | | O. FUMB | | | | ST | | | | | | |
|---|---|---|---|---|---|---|---|---|---|---|---|---|---|---|---|---|---|---|---|---|---|---|---|---|---|---|
| DATE | OPPONENT | P/S | TK | S | A | SK | YDS | TFL | YDS | QBP | NO | YDS | LG | TD | PD | FF | FR | TD | YDS | TK | S | A | FF | FR | W/L | SCORE |
| 09/07 | Lions | | | | | | | | | | DID NOT PLAY | | | | | | | | | | | | | | W | 27-13 |
| 09/11 | Commanders | | | | | | | | | | DID NOT PLAY | | | | | | | | | | | | | | W | 27-18 |
| 09/21 | at Browns | | | | | | | | | | PRACTICE SQUAD | | | | | | | | | | | | | | L | 10-13 |
| 09/28 | at Cowboys | | | | | | | | | | PRACTICE SQUAD | | | | | | | | | | | | | | T | 40-40+ |
| 10/12 | Bengals | | | | | | | | | | PRACTICE SQUAD | | | | | | | | | | | | | | W | 27-18 |
| 10/19 | at Cardinals | | | | | | | | | | PRACTICE SQUAD | | | | | | | | | | | | | | W | 27-23 |
| 10/26 | at Steelers | | | | | | | | | | PRACTICE SQUAD | | | | | | | | | | | | | | W | 35-25 |
| | | | | | | | | | | | Went from **Packers** to **Titans**. | | | | | | | | | | | | | | | |
| 11/02 | Chargers | P | 0 | 0 | 0 | 0.0 | 0.0 | 0 | 0 | 0 | 0 | 0 | 0 | 0 | 0 | 0 | 0 | 0 | 0 | 0 | 0 | 0 | 0 | 0 | L | 20-27 |
| 11/16 | Texans | P | 0 | 0 | 0 | 0.0 | 0.0 | 0 | 0 | 0 | 0 | 0 | 0 | 0 | 0 | 0 | 0 | 0 | 0 | 1 | 1 | 0 | 0 | 0 | L | 13-16 |
| 11/23 | Seahawks | P | 0 | 0 | 0 | 0.0 | 0.0 | 0 | 0 | 0 | 0 | 0 | 0 | 0 | 0 | 0 | 0 | 0 | 0 | 1 | 0 | 1 | 0 | 0 | L | 24-30 |
| 11/30 | Jaguars | P | 0 | 0 | 0 | 0.0 | 0.0 | 0 | 0 | 0 | 0 | 0 | 0 | 0 | 0 | 0 | 0 | 0 | 0 | 0 | 0 | 0 | 0 | 0 | L | 3-25 |
| 12/07 | at Browns | P | 0 | 0 | 0 | 0.0 | 0.0 | 0 | 0 | 0 | 0 | 0 | 0 | 0 | 0 | 0 | 0 | 0 | 0 | 3 | 2 | 1 | 0 | 0 | W | 31-29 |
| 12/14 | at 49ers | P | 0 | 0 | 0 | 0.0 | 0.0 | 0 | 0 | 0 | 0 | 0 | 0 | 0 | 0 | 0 | 0 | 0 | 0 | 0 | 0 | 0 | 0 | 0 | L | 24-37 |
| 12/21 | Chiefs | P | 0 | 0 | 0 | 0.0 | 0.0 | 0 | 0 | 0 | 0 | 0 | 0 | 0 | 0 | 0 | 0 | 0 | 0 | 1 | 1 | 0 | 0 | 0 | W | 26-9 |
| 12/28 | Saints | P | 0 | 0 | 0 | 0.0 | 0.0 | 0 | 0 | 0 | 0 | 0 | 0 | 0 | 0 | 0 | 0 | 0 | 0 | 1 | 1 | 0 | 0 | 0 | L | 26-34 |
| 01/04 | at Jaguars | S | 7 | 3 | 4 | 0.0 | 0.0 | 1 | 2 | 0 | 0 | 0 | 0 | 0 | 2 | 0 | 0 | 0 | 0 | 0 | 0 | 0 | 0 | 0 | L | 7-41 |
| **2025 TOTALS** | | **9-1** | **7** | **3** | **4** | **0.0** | **0.0** | **1** | **2** | **0** | **0** | **0** | **0** | **0** | **2** | **0** | **0** | **0** | **0** | **7** | **5** | **2** | **0** | **0** | **7-8-1** | |

+ - Overtime

## 2026 GAME-BY-GAME REGULAR-SEASON STATISTICS (TITANS)

| | | | TACKLES | | | | | | | | INTERCEPTIONS | | | | | O. FUMB | | | | ST | | | | | | |
|---|---|---|---|---|---|---|---|---|---|---|---|---|---|---|---|---|---|---|---|---|---|---|---|---|---|---|
| DATE | OPPONENT | P/S | TK | S | A | SK | YDS | TFL | YDS | QBP | NO | YDS | LG | TD | PD | FF | FR | TD | YDS | TK | S | A | FF | FR | W/L | SCORE |
| 09/13 | Jets | P | 0 | 0 | 0 | 0.0 | 0.0 | 0 | 0 | 0 | 0 | 0 | 0 | 0 | 0 | 0 | 0 | 0 | 0 | 2 | 1 | 1 | 0 | 0 | L | 10-23 |
| 09/20 | Eagles | S | 8 | 3 | 5 | 0.0 | 0.0 | 1 | 2 | 0 | 0 | 0 | 0 | 0 | 0 | 0 | 0 | 0 | 0 | 0 | 0 | 0 | 0 | 0 | L | 20-24 |
| 09/27 | at Giants | P | 0 | 0 | 0 | 0.0 | 0.0 | 0 | 0 | 0 | 0 | 0 | 0 | 0 | 0 | 0 | 0 | 0 | 0 | 0 | 0 | 0 | 0 | 0 | L | 7-12 |
| 10/04 | at Ravens | P | 0 | 0 | 0 | 0.0 | 0.0 | 0 | 0 | 0 | 0 | 0 | 0 | 0 | 0 | 0 | 0 | 0 | 0 | 0 | 0 | 0 | 0 | 0 | L | 18-24 |
| 10/11 | Texans | P | 3 | 1 | 2 | 0.0 | 0.0 | 0 | 0 | 0 | 0 | 0 | 0 | 0 | 0 | 0 | 0 | 0 | 0 | 1 | 1 | 0 | 0 | 0 | L | 3-26 |
| 10/18 | at Colts | P | 0 | 0 | 0 | 0.0 | 0.0 | 0 | 0 | 0 | 0 | 0 | 0 | 0 | 0 | 0 | 0 | 0 | 0 | 1 | 0 | 1 | 0 | 0 | W | 26-20 |
| 10/25 | Browns | P | 0 | 0 | 0 | 0.0 | 0.0 | 0 | 0 | 0 | 0 | 0 | 0 | 0 | 0 | 0 | 0 | 0 | 0 | 0 | 0 | 0 | 0 | 0 | L | 24-27 |
| **2026 TOTALS** | | **7-1** | **11** | **4** | **7** | **0.0** | **0.0** | **1** | **2** | **0** | **0** | **0** | **0** | **0** | **0** | **0** | **0** | **0** | **0** | **4** | **2** | **2** | **0** | **0** | **1-6** | |

# WAN'DALE ROBINSON

**WIDE RECEIVER ★ 5'8" ★ 185 LBS**

**COLLEGE:** KENTUCKY ★ **HOMETOWN:** FRANKFORT, KY.
**NFL EXPERIENCE (NFL/TITANS):** 5/1 ★ **ACQUIRED:** UFA (NYG)-'26
**GAMES PLAYED/GAMES STARTED:** 61/35(Playoffs: 0/0)

4

## CAREER HIGHLIGHTS

• In 2025, Robinson set career marks with 1,014 receiving yards and four receiving scores on 92 receptions.
• In 2024, Robinson caught 93 passes, which is the fifth-highest mark in Giants single-season franchise history.

**PRO:** The Titans signed Wan'Dale Robinson early in the 2026 free agency period to add toughness, versatility and a playmaker to their offensive arsenal. The 5-foot-8-inch, 185-pound wide receiver is comfortable lining up in multiple spots in the offensive formation and led all wide receivers with 622 receiving yards out of the slot in 2025. Robinson was originally selected by the N.Y. Giants in the second round of the 2022 NFL Draft and spent his first four NFL campaigns with the club. Prior to his arrival in Tennessee, he played in 54 NFL contests and tallied 268 catches for 2,465 yards with nine touchdowns.

## TITANS TIDBITS:

• Robinson co-founded the Wanda Joyce Robinson Foundation with his father, Dale, which takes a holistic approach to breaking the generational cycle of incarceration. He visited the Rutgers Newark Camp to attend the Vera Institute of Justice event to learn about continuing education opportunities for people currently and formerly incarcerated.
• The name Wan'Dale is a combination of his late grandmother's name (Wanda) and his father's name (Dale).
• His father played football at Western Kentucky.

## CAREER TRANSACTIONS:

• The Frankfort, Ky., native was selected by the N.Y. Giants in the second round (43rd overall) of the 2022 NFL Draft.
• Signed by the Titans as an unrestricted free agent on March 12, 2026.

## SEASON RECAPS:

**2026 (7/2 - Tennessee):** Leads the team with two receiving touchdowns. Ranks second on the squad with 29 receptions and 205 receiving yards. Has led the team in receptions twice in 2026 (vs. NYJ, at NYG). Has led or tied for the team lead in receiving yards twice in 2026 (vs. NYJ, vs. HST).
• Against N.Y. Jets (9/13), made his Titans debut as a reserve at wide receiver and led the team with five receptions for 38 yards. Moved past the 2,500 career receiving yards mark for his career.
• Against Philadelphia (9/20), played as a reserve at wide receiver and caught one pass for nine yards.
• At N.Y. Giants (9/27), saw action as a reserve at wide receiver and led the team with seven receptions for 57 yards with a touchdown. Three of his receptions resulted in first downs. Cut the Giants' lead to 12-7 with a four-yard touchdown grab on third-and-goal in the final quarter.
• At Baltimore (10/4), played as a reserve at wide receiver and caught three passes for 19 yards with a touchdown. Rushed once for one yard. Scored in back-to-back games for the first time in his career with a three-yard touchdown reception from Cam Ward late in the final stanza.
• Against Houston (10/11), saw action as a reserve at wide receiver and led the team with 53 receiving yards on six catches.
• At Indianapolis (10/18), made his first start at wide receiver as a member of the Titans and snared three passes for 22 yards. Converted a crucial third-and-five in the fourth quarter with a six-yard reception. Tennessee took a 23-20 lead four plays later.
• Against Cleveland (10/25), started at wide receiver and caught four passes for seven yards.

**2025 (16/15 - N.Y. Giants):** Appeared in 16 games with 15 starts and registered 92 receptions for a career-best 1,014 yards and a career-high four receiving touchdowns. Placed on injured reserve on Jan. 3 and missed the regular season finale. At 5-foot-8-inches, Robinson became the shortest receiver in NFL history to amass 1,000 receiving yards.
• At Dallas (9/14), hauled in eight receptions for 142 yards with a 32-yard touchdown reception from Russell Wilson in the fourth quarter.
• Against Philadelphia (10/26), posted six catches for 84 yards, including a 35-yard touchdown grab from Jaxson Dart in the opening quarter.
• At Detroit (11/23), led the team with nine receptions for a career-high 156 receiving yards. Opened the scoring with a 32-yard touchdown catch from Jameis Winston in the opening stanza.
• At Las Vegas (12/28), tied a career-best with 11 catches for 113 yards in the victory.

**2024 (17/7 - N.Y. Giants):** Saw action in all 17 games for the first time in his career with seven starts. Caught a career-best 93 passes for 699 yards with three touchdowns. Rushed three times for 18 yards. His 93 receptions ranked him 13th in the NFL and he led the league with 34 third-down receptions.
• Against Dallas (9/26), snared a season-best 11 receptions for 71 yards.
• At Seattle (10/6), hauled in six passes for 36 yards, including a seven-yard touchdown pass from Daniel Jones in the second quarter.
• Against Indianapolis (12/29), posted five catches for 71 yards, including a five-yard touchdown grab from Drew Lock in the second stanza.
• At Philadelphia (1/5), registered 10 receptions for 43 yards.

**2023 (15/8 - N.Y. Giants):** Played in 15 games with eight starts and caught a team-high 60 passes for 525 yards with a touchdown. Rushed nine times for 87 yards with a rushing score. Was inactive for the first two games of the season after being activated off the reserve/physically unable to perform list. Owned the second-highest catch percentage (76.9 percent; 60 receptions on 78 targets) among wide receivers with at least 50 targets.
• At Las Vegas (11/5), hauled in four passes for 35 yards with a nine-yard touchdown catch from Tommy DeVito.
• Against L.A. Rams (12/31), posted six receptions for 55 yards and notched a 24-yard touchdown run.
• Against Philadelphia (1/7), snared five receptions for a season-best 85 receiving yards.

**2022 (6/3, 0/0 - N.Y. Giants):** Played in six games with three starts as a rookie and totaled 23 receptions for 227 yards with a receiving touchdown. Was inactive for four contests. Placed on injured reserve on Nov. 21 and missed the final seven games of the season.
• At Tennessee (9/11), made his NFL debut as a reserve and collected his first career reception on a five-yard pass from Daniel Jones.
• Against Baltimore (10/16), returned to the lineup and snared three receptions for 37 yards with his first career touchdown. Evened the score at 7-7 with a five-yard touchdown grab from Daniel Jones in the second quarter.
• Against Detroit (11/20), started at wide receiver and hauled in nine catches for 100 yards.

## COLLEGE:

• Played in 31 games with 24 starts in three collegiate seasons (two at Nebraska and one at Kentucky) and caught 195 passes for 2,248 yards with 10 receiving touchdowns. Added 141 rushes for 691 yards with four rushing scores. Spent his first two seasons at Nebraska before transferring to Kentucky to play closer to home.
• As a junior (2021), named second-team All-SEC after playing in all 13 games with 12 starts for the Wildcats and setting career highs with a then school-record 104 receptions, 1,334 yards and seven touchdowns. Also had seven rushing attempts for 111 yards and six punt returns for 20 yards. Became just the sixth player in SEC history to catch at least 100 passes in a season. Ranked fourth nationally and second in the SEC in receptions per game (8.0), 11th nationally and second in the SEC in total receiving yards (1,334) and 12th nationally and second in the conference in receiving yards per game (102.6).
• As a sophomore (2020), started all eight games at Nebraska and led the Huskers with 51 catches, 461 receiving yards and 696 all-purpose yards.
• As a freshman (2019), played in 10 games with four starts – three at wide receiver and one at running back. Named a second-team freshman All-American and a honorable-mention All-Big Ten selection. One of four

finalists for the Paul Hornung Award, given to the nation's most versatile player. Caught 40 passes for 443 yards with two receiving touchdowns while rushing for 340 yards and three scores. The 40 catches and 443 receiving yards were the most by a true freshman in Nebraska history.
• Majored in communication at Kentucky.

**PERSONAL:**

• Attended Western Hills (Frankfort, Ky.) High School, where he was a three-year defensive starter, two-time first-team all-district and honorable mention all-district.
• Was the state's consensus top player as a senior and recorded 8,582 scrimmage yards (6,795 rushing and 1,787 receiving) and 118 offensive touchdowns. His 781 career points rank No. 2 in Kentucky history.
• As a senior (2018), earned Kentucky's Mr. Football and the Gatorade Kentucky Player of the Year after finishing with 1,973 rushing yards, 725 receiving yards and 47 total touchdowns (30 rushing, 11 receiving, two punt returns, two touchdown passes, one interception and one fumble recovery). As a defender, accounted for 113 tackles, 12.0 tackles for loss and three interceptions.
• As a junior (2017), rushed for 2,330 yards with 33 touchdowns and caught 25 passes for 343 yards with six receiving scores.
• As a sophomore (2016), rushed for 2,014 yards with 28 touchdowns and added 28 receptions for 434 yards with three receiving scores.
• Son of Victoria Davis and Dale Robinson. Has one younger sister, Eliza.
• Follow Robinson on Instagram at @wandalerobinson and on X at @wanda1erobinson.
• Born Charles Wan'Dale Robinson on Jan. 5, 2001 in Frankfort, Ky.

## REGULAR SEASON COMPARISON: RECEIVING - CINCINNATI BENGALS

| DATE | OPP | W/L | GP/GS | REC | YDS. | AVG. | TD | LG | TGTS | YAC |
|---|---|---|---|---|---|---|---|---|---|---|
| 10/13/24 | NYG vs. CIN | L | S | 5 | 50 | 10.0 | 0 | 15 | 11 | 30 |
| **TOTALS** | | **0/1** | **1/1** | **5** | **50** | **10.0** | **0** | **15** | **11** | **30** |

## WAN'DALE ROBINSON'S NFL REGULAR SEASON RUSHING/RECEIVING STATISTICS

| | | | | RECEIVING | | | | | RUSHING | | | | |
|---|---|---|---|---|---|---|---|---|---|---|---|---|---|
| DATE | TEAM | GP | GS | NO. | YDS. | AVG. | LG | TD | NO. | YDS. | AVG. | LG | TD |
| 2022 | Giants | 6 | 3 | 23 | 227 | 9.9 | 19 | 1 | 2 | -1 | -0.5 | 4 | 0 |
| 2023 | Giants | 15 | 8 | 60 | 525 | 8.8 | 33 | 1 | 9 | 87 | 9.7 | 32 | 1 |
| 2024 | Giants | 17 | 7 | 93 | 699 | 7.5 | 35 | 3 | 3 | 18 | 6.0 | 14 | 0 |
| 2025 | Giants | 16 | 15 | 92 | 1,014 | 11.0 | 50 | 4 | 3 | 5 | 1.7 | 3 | 0 |
| 2026 | Titans | 7 | 2 | 29 | 205 | 7.1 | 17 | 2 | 1 | 1 | 1.0 | 1 | 0 |
| **NFL TOTALS** | | **61** | **35** | **297** | **2,670** | **9.0** | **50** | **11** | **18** | **110** | **6.1** | **32** | **1** |

## WAN'DALE ROBINSON'S NFL POSTSEASON RUSHING/RECEIVING STATISTICS

| | | | | RECEIVING | | | | | RUSHING | | | | |
|---|---|---|---|---|---|---|---|---|---|---|---|---|---|
| DATE | TEAM | GP | GS | NO. | YDS. | AVG. | LG | TD | NO. | YDS. | AVG. | LG | TD |
| 2022 | Giants | 0 | 0 | 0 | 0 | 0.0 | 0 | 0 | 0 | 0 | 0.0 | 0 | 0 |
| **NFL TOTALS** | | **0** | **0** | **0** | **0** | **0.0** | **0** | **0** | **0** | **0** | **0.0** | **0** | **0** |

## SINGLE-GAME HIGHS: RUSHING/RECEIVING

| | |
|---|---|
| **Rush Attempts** | 2 (2 times, last vs. Green Bay Packers, Dec 11, 2023) |
| **Rushing Yards** | 36 (vs. Green Bay Packers, Dec 11, 2023) |
| **Longest Runs** | 32 (vs. Green Bay Packers, Dec 11, 2023) |
| **Rushing TDs** | 1 (vs. Los Angeles Rams, Dec 31, 2023) |
| **Receptions** | 11 (2 times, last at Las Vegas Raiders, Dec 28, 2025) |
| **Receiving Yards** | 156 (at Detroit Lions, Nov 23, 2025) |
| **Receiving Average** | 17.8 (at Dallas Cowboys, Sep 14, 2025) |
| **Longest Receptions** | 50 (at Dallas Cowboys, Sep 14, 2025) |
| **Receiving TDs** | 1 (11 times, last at Baltimore Ravens, Oct 04, 2026) |
| **All-Purpose Yards** | 156 (at Detroit Lions, Nov 23, 2025) |
| **Kickoff Returns** | 2 (at Washington Commanders, Sep 07, 2025) |
| **Kickoff Return Yards** | 41 (at Washington Commanders, Sep 07, 2025) |
| **Longest Kickoff Return** | 21 (at Washington Commanders, Sep 07, 2025) |
| **Most TDs** | 1 (12 times, last at Baltimore Ravens, Oct 04, 2026) |
| **Miscellaneous Tackles** | 1 (at Detroit Lions, Nov 23, 2025) |
| **Scrimmage Yards** | 156 (at Detroit Lions, Nov 23, 2025) |

## 100-YARD RECEIVING GAMES (4): REGULAR SEASON

| DATE | TEAM | NO. | YDS. | AVG. | LG | TD |
|---|---|---|---|---|---|---|
| 11/20/22 | LIONS | 9 | 100 | 11.1 | 19 | 0 |
| 09/14/25 | at Cowboys | 8 | 142 | 17.8 | 50 | 1 |
| 11/23/25 | at Lions | 9 | 156 | 17.3 | 40 | 1 |
| 12/28/25 | at Raiders | 11 | 113 | 10.3 | 36 | 0 |

## 2022 GAME-BY-GAME REGULAR-SEASON STATISTICS (GIANTS)

| | | | RECEIVING | | | | | RUSHING | | | | | | |
|---|---|---|---|---|---|---|---|---|---|---|---|---|---|---|
| DATE | OPPONENT | P/S | NO. | YDS. | AVG. | LG | TD | NO. | YDS. | AVG. | LG | TD | W/L/T | SCORE |
| 09/11 | at Titans | P | 1 | 5 | 5.0 | 5 | 0 | 0 | 0 | 0.0 | 0 | 0 | W | 21-20 |
| 09/18 | Panthers | | | | | | INACTIVE | | | | | | W | 19-16 |
| 09/26 | Cowboys | | | | | | INACTIVE | | | | | | L | 16-23 |
| 10/02 | Bears | | | | | | INACTIVE | | | | | | W | 20-12 |
| 10/09 | at Packers | | | | | | INACTIVE | | | | | | W | 27-22 |
| 10/16 | Ravens | P | 3 | 37 | 12.3 | 17 | 1 | 0 | 0 | 0.0 | 0 | 0 | W | 24-20 |
| 10/23 | at Jaguars | P | 6 | 50 | 8.3 | 17 | 0 | 0 | 0 | 0.0 | 0 | 0 | W | 23-17 |
| 10/30 | at Seahawks | S | 2 | 15 | 7.5 | 9 | 0 | 0 | 0 | 0.0 | 0 | 0 | L | 13-27 |
| 11/13 | Texans | S | 2 | 20 | 10.0 | 11 | 0 | 1 | -5 | -5.0 | -5 | 0 | W | 24-16 |
| 11/20 | Lions | S | 9 | 100 | 11.1 | 19 | 0 | 1 | 4 | 4.0 | 4 | 0 | L | 18-31 |
| 11/24 | at Cowboys | | | | | | INJURED RESERVE | | | | | | L | 20-28 |
| 12/04 | Commanders | | | | | | INJURED RESERVE | | | | | | T | 20-20 |
| 12/11 | Eagles | | | | | | INJURED RESERVE | | | | | | L | 22-48 |
| 12/18 | at Commanders | | | | | | INJURED RESERVE | | | | | | W | 20-12 |
| 12/24 | at Vikings | | | | | | INJURED RESERVE | | | | | | L | 24-27 |
| 01/01 | Colts | | | | | | INJURED RESERVE | | | | | | W | 38-10 |
| 01/08 | at Eagles | | | | | | INJURED RESERVE | | | | | | L | 16-22 |
| **2022 TOTALS** | | **6-3** | **23** | **227** | **9.9** | **19** | **1** | **2** | **-1** | **-0.5** | **4** | **0** | **9-7-1** | |

## 2023 GAME-BY-GAME REGULAR-SEASON STATISTICS (GIANTS)

| | | | RECEIVING | | | | | RUSHING | | | | | | |
|---|---|---|---|---|---|---|---|---|---|---|---|---|---|---|
| DATE | OPPONENT | P/S | NO. | YDS. | AVG. | LG | TD | NO. | YDS. | AVG. | LG | TD | W/L | SCORE |
| 09/10 | Cowboys | | | | | | INACTIVE | | | | | | L | 0-40 |
| 09/17 | at Cardinals | | | | | | INACTIVE | | | | | | W | 31-28 |
| 09/21 | at 49ers | P | 4 | 21 | 5.3 | 8 | 0 | 0 | 0 | 0.0 | 0 | 0 | L | 12-30 |
| 10/02 | Seahawks | P | 5 | 40 | 8.0 | 12 | 0 | 1 | 7 | 7.0 | 7 | 0 | L | 3-24 |
| 10/08 | at Dolphins | S | 5 | 18 | 3.6 | 7 | 0 | 1 | 1 | 1.0 | 1 | 0 | L | 16-31 |
| 10/15 | at Bills | P | 8 | 62 | 7.8 | 13 | 0 | 0 | 0 | 0.0 | 0 | 0 | L | 9-14 |
| 10/22 | Commanders | P | 1 | 22 | 22.0 | 22 | 0 | 0 | 0 | 0.0 | 0 | 0 | W | 14-7 |
| 10/29 | Jets | S | 0 | 0 | 0.0 | 0 | 0 | 2 | 17 | 8.5 | 10 | 0 | L | 10-13+ |
| 11/05 | at Raiders | P | 4 | 35 | 8.8 | 12 | 1 | 0 | 0 | 0.0 | 0 | 0 | L | 6-30 |
| 11/12 | at Cowboys | P | 2 | 6 | 3.0 | 6 | 0 | 1 | 0 | 0.0 | 0 | 0 | L | 17-49 |
| 11/19 | at Commanders | S | 3 | 35 | 11.7 | 21 | 0 | 1 | 2 | 2.0 | 2 | 0 | W | 31-19 |
| 11/26 | Patriots | S | 4 | 26 | 6.5 | 11 | 0 | 0 | 0 | 0.0 | 0 | 0 | W | 10-7 |
| 12/11 | Packers | S | 6 | 79 | 13.2 | 32 | 0 | 2 | 36 | 18.0 | 32 | 0 | W | 24-22 |
| 12/17 | at Saints | S | 4 | 25 | 6.3 | 13 | 0 | 0 | 0 | 0.0 | 0 | 0 | L | 6-24 |
| 12/25 | at Eagles | S | 3 | 16 | 5.3 | 8 | 0 | 0 | 0 | 0.0 | 0 | 0 | L | 25-33 |
| 12/31 | Rams | S | 6 | 55 | 9.2 | 20 | 0 | 1 | 24 | 24.0 | 24t | 1 | L | 25-26 |
| 01/07 | Eagles | P | 5 | 85 | 17.0 | 33 | 0 | 0 | 0 | 0.0 | 0 | 0 | W | 27-10 |
| **2023 TOTALS** | | **15-8** | **60** | **525** | **8.8** | **33** | **1** | **9** | **87** | **9.7** | **32** | **1** | **6-11** | |

+ - Overtime

## 2024 GAME-BY-GAME REGULAR-SEASON STATISTICS (GIANTS)

| | | | RECEIVING | | | | | RUSHING | | | | | | |
|---|---|---|---|---|---|---|---|---|---|---|---|---|---|---|
| DATE | OPPONENT | P/S | NO. | YDS. | AVG. | LG | TD | NO. | YDS. | AVG. | LG | TD | W/L | SCORE |
| 09/08 | Vikings | P | 6 | 44 | 7.3 | 15 | 0 | 1 | 14 | 14.0 | 14 | 0 | L | 6-28 |
| 09/15 | at Commanders | P | 2 | 18 | 9.0 | 11 | 1 | 0 | 0 | 0.0 | 0 | 0 | L | 18-21 |
| 09/22 | at Browns | P | 7 | 61 | 8.7 | 20 | 0 | 0 | 0 | 0.0 | 0 | 0 | W | 21-15 |
| 09/26 | Cowboys | P | 11 | 71 | 6.5 | 11 | 0 | 0 | 0 | 0.0 | 0 | 0 | L | 15-20 |
| 10/06 | at Seahawks | S | 6 | 36 | 6.0 | 9 | 1 | 1 | 4 | 4.0 | 4 | 0 | W | 29-20 |
| 10/13 | Bengals | S | 5 | 50 | 10.0 | 15 | 0 | 0 | 0 | 0.0 | 0 | 0 | L | 7-17 |
| 10/20 | Eagles | P | 6 | 23 | 3.8 | 6 | 0 | 0 | 0 | 0.0 | 0 | 0 | L | 3-28 |
| 10/28 | at Steelers | S | 5 | 30 | 6.0 | 8 | 0 | 0 | 0 | 0.0 | 0 | 0 | L | 18-26 |
| 11/03 | Commanders | S | 3 | 10 | 3.3 | 10 | 0 | 0 | 0 | 0.0 | 0 | 0 | L | 22-27 |
| 11/10 | at Panthers | P | 5 | 51 | 10.2 | 23 | 0 | 0 | 0 | 0.0 | 0 | 0 | L | 17-20+ |
| 11/24 | Buccaneers | P | 5 | 47 | 9.4 | 16 | 0 | 1 | 0 | 0.0 | 0 | 0 | L | 7-30 |
| 11/28 | at Cowboys | P | 2 | 6 | 3.0 | 8 | 0 | 0 | 0 | 0.0 | 0 | 0 | L | 20-27 |
| 12/08 | Saints | S | 4 | 38 | 9.5 | 18 | 0 | 0 | 0 | 0.0 | 0 | 0 | L | 11-14 |
| 12/15 | Ravens | S | 4 | 38 | 9.5 | 25 | 0 | 0 | 0 | 0.0 | 0 | 0 | L | 14-35 |
| 12/22 | at Falcons | S | 7 | 62 | 8.9 | 15 | 0 | 0 | 0 | 0.0 | 0 | 0 | L | 7-34 |
| 12/29 | Colts | P | 5 | 71 | 14.2 | 35 | 1 | 0 | 0 | 0.0 | 0 | 0 | W | 45-33 |
| 01/05 | at Eagles | P | 10 | 43 | 4.3 | 9 | 0 | 0 | 0 | 0.0 | 0 | 0 | L | 13-20 |
| **2024 TOTALS** | | **17-7** | **93** | **699** | **7.5** | **35** | **3** | **3** | **18** | **6.0** | **14** | **0** | **3-14** | |

+ - Overtime

## 2025 GAME-BY-GAME REGULAR-SEASON STATISTICS (GIANTS)

| | | | RECEIVING | | | | | RUSHING | | | | | | |
|---|---|---|---|---|---|---|---|---|---|---|---|---|---|---|
| DATE | OPPONENT | P/S | NO. | YDS. | AVG. | LG | TD | NO. | YDS. | AVG. | LG | TD | W/L | SCORE |
| 09/07 | at Commanders | P | 6 | 55 | 9.2 | 20 | 0 | 0 | 0 | 0.0 | 0 | 0 | L | 6-21 |
| 09/14 | at Cowboys | S | 8 | 142 | 17.8 | 50 | 1 | 0 | 0 | 0.0 | 0 | 0 | L | 37-40+ |
| 09/21 | Chiefs | S | 1 | 26 | 26.0 | 26 | 0 | 0 | 0 | 0.0 | 0 | 0 | L | 9-22 |
| 09/28 | Chargers | S | 3 | 14 | 4.7 | 8 | 0 | 0 | 0 | 0.0 | 0 | 0 | W | 21-18 |
| 10/05 | at Saints | S | 5 | 30 | 6.0 | 12 | 0 | 1 | 2 | 2.0 | 2 | 0 | L | 14-26 |
| 10/09 | Eagles | S | 6 | 84 | 14.0 | 35t | 1 | 0 | 0 | 0.0 | 0 | 0 | W | 34-17 |
| 10/19 | at Broncos | S | 6 | 95 | 15.8 | 23 | 0 | 0 | 0 | 0.0 | 0 | 0 | L | 32-33 |
| 10/26 | at Eagles | S | 3 | 48 | 16.0 | 34 | 0 | 0 | 0 | 0.0 | 0 | 0 | L | 20-38 |
| 11/02 | 49ers | S | 9 | 46 | 5.1 | 9 | 0 | 0 | 0 | 0.0 | 0 | 0 | L | 24-34 |
| 11/09 | at Bears | S | 6 | 62 | 10.3 | 15 | 0 | 0 | 0 | 0.0 | 0 | 0 | L | 20-24 |
| 11/16 | Packers | S | 4 | 36 | 9.0 | 20 | 0 | 0 | 0 | 0.0 | 0 | 0 | L | 20-27 |
| 11/23 | at Lions | S | 9 | 156 | 17.3 | 40 | 1 | 1 | 0 | 0.0 | 0 | 0 | L | 27-34+ |
| 12/01 | at Patriots | S | 7 | 34 | 4.9 | 8 | 0 | 0 | 0 | 0.0 | 0 | 0 | L | 15-33 |
| 12/14 | Commanders | S | 5 | 54 | 10.8 | 17 | 1 | 0 | 0 | 0.0 | 0 | 0 | L | 21-29 |
| 12/21 | Vikings | S | 3 | 19 | 6.3 | 14 | 0 | 1 | 3 | 3.0 | 3 | 0 | L | 13-16 |
| 12/28 | at Raiders | S | 11 | 113 | 10.3 | 36 | 0 | 0 | 0 | 0.0 | 0 | 0 | W | 34-10 |
| 01/04 | Cowboys | | | | | INJURED RESERVE | | | | | | | W | 34-17 |
| **2025 TOTALS** | | **16-15** | **92** | **1,014** | **11.0** | **50** | **4** | **3** | **5** | **1.7** | **3** | **0** | **4-13** | |

+ - Overtime

## 2026 GAME-BY-GAME REGULAR-SEASON STATISTICS (TITANS)

| | | | RECEIVING | | | | | RUSHING | | | | | | |
|---|---|---|---|---|---|---|---|---|---|---|---|---|---|---|
| DATE | OPPONENT | P/S | NO. | YDS. | AVG. | LG | TD | NO. | YDS. | AVG. | LG | TD | W/L | SCORE |
| 09/13 | Jets | P | 5 | 38 | 7.6 | 10 | 0 | 0 | 0 | 0.0 | 0 | 0 | L | 10-23 |
| 09/20 | Eagles | P | 1 | 9 | 9.0 | 9 | 0 | 0 | 0 | 0.0 | 0 | 0 | L | 20-24 |
| 09/27 | at Giants | P | 7 | 57 | 8.1 | 16 | 1 | 0 | 0 | 0.0 | 0 | 0 | L | 7-12 |
| 10/04 | at Ravens | P | 3 | 19 | 6.3 | 12 | 1 | 1 | 1 | 1.0 | 1 | 0 | L | 18-24 |
| 10/11 | Texans | P | 6 | 53 | 8.8 | 17 | 0 | 0 | 0 | 0.0 | 0 | 0 | L | 3-26 |
| 10/18 | at Colts | S | 3 | 22 | 7.3 | 10 | 0 | 0 | 0 | 0.0 | 0 | 0 | W | 26-20 |
| 10/25 | Browns | S | 4 | 7 | 1.8 | 7 | 0 | 0 | 0 | 0.0 | 0 | 0 | L | 24-27 |
| **2026 TOTALS** | | **7-2** | **29** | **205** | **7.1** | **17** | **2** | **1** | **1** | **1.0** | **1** | **0** | **1-6** | |

# AUSTIN SCHLOTTMANN

## CENTER ★ 6'6" ★ 310 LBS

**COLLEGE:** TEXAS CHRISTIAN ★ **HOMETOWN:** BRENHAM, TEXAS
**NFL EXPERIENCE (NFL/TITANS):** 8/1 ★ **ACQUIRED:** UFA (NYG)-'26
**GAMES PLAYED/GAMES STARTED:** 92/25(Playoffs: 0/0)

51

**PRO:** The Titans signed Austin Schlottmann early in the 2026 offseason to add experience and depth to the interior of the offensive line. The Texas Christian product has started games at both center and guard at the NFL level. The Brenham, Texas, native was originally signed by the Denver Broncos as an undrafted free agent in 2018 and spent four season with the club (2018-21). The 6-foot-6-inch, 310-pounder has also played for the Minnesota Vikings (2022-23) and N.Y. Giants (2024-25).

### TITANS TIDBITS:

• Schlottmann was a high school teammate with Denver Broncos wide receiver Courtland Sutton at Brenham (Texas) High School.
• Schlottmann has partnered with the Tara Sawyer Foundation (TSF) through the NFL's "My Cause My Cleats" initiative, highlighting their mission to support children, young athletes and families in need. He has consistently represented the foundation to raise awareness and funds.

### CAREER TRANSACTIONS:

• The Brenham, Texas, native was signed by the Denver Broncos as a rookie free agent on May 1, 2018.
• Waived by the Broncos on Sept. 1, 2018 and signed to the team's practice squad a day later.
• Signed by the Broncos to a future contract on Dec. 31, 2018.
• Waived by the Broncos on Aug. 31, 2021 and signed to the team's practice squad a day later.
• Activated from the Broncos' practice squad to the active roster via standard elevation on Sept. 18, 2021.
• Activated from the Broncos' practice squad to the active roster via standard elevation on Oct. 2, 2021.
• Activated from the Broncos' practice squad to the active roster via COVID-19 replacement on Nov. 6, 2021.
• Signed to the Broncos' active roster from the practice squad on Nov. 9, 2021.
• Signed by the Minnesota Vikings as an unrestricted free agent on March 16, 2022.
• Signed by the N.Y. Giants as an unrestricted free agent on March 15, 2024.
• Signed by the Titans as an unrestricted free agent on March 12, 2026.

### SEASON RECAPS:

**2026 (7/7 - Tennessee):**
• Against N.Y. Jets (9/13), started at center in his Titans debut.
• Against Philadelphia (9/20), started at center and helped open holes for Titans' ball carriers to gain 122 yards on the ground.
• At N.Y. Giants (9/27), started at center and was a part of an offensive line that did not allow a sack on 36 pass attempts.
• At Baltimore (10/4), started at center.
• Against Houston (10/11), started at center.
• At Indianapolis (10/18), started at center and was a member of an offensive front that did not allow a sack in the contest.
• Against Cleveland (10/25), started at center and opened holes for Titans' ball carriers to gain 141 yards on the ground, including 129 rush yards with three touchdowns from Tony Pollard.

**2025 (17/4 - N.Y. Giants):** Appeared in a career-best 17 games with four starts at center.
• At Denver (10/19), made his first start for the Giants at center.
• At Las Vegas (12/28), started at center and helped the Giants offense amass 343 total yards in the victory.
• Against Dallas (1/4), started at center and helped secure the victory by opening holes for Giants' rushers to gain 161 yards on the ground.

**2024 (1/0 - N.Y. Giants):** Saw action as a reserve in one game in his first season with the Giants. Placed on injured reserve on Aug. 29 and missed 15 games before being designated to return on Dec. 28. Dressed but did not play in one contest.
• At Philadelphia (1/5), played as a reserve on special teams in the season finale.

**2023 (9/3 - Minnesota):** Played in nine games with three starts at center in his final season for the Vikings. Did not play in eight contests.

**2022 (16/4, 0/0 - Minnesota):** Played in 16 games with four starts at center in his first season with the Vikings. Placed on injured reserve on Jan. 3 missing the regular season finale and the playoff contest.
• At Detroit (12/11), started at center for the first time as a Viking.

**2021 (10/1 - Denver):** Saw action in 10 games with a start at center in his final season with the Broncos. Spent six contests on the Broncos' practice squad and one game on the reserve/Covid-19 list.

**2020 (16/2 - Denver):** Appeared in all 16 games, making two starts at right guard. Allowed just one sack and was called for zero penalties.
• Against L.A. Chargers (11/1), made his first start of the season at right guard.
• At Atlanta (11/8), started his second consecutive game at right guard.

**2019 (16/4 - Denver):** Played in all 16 games with four starts after making the team out of training camp. Started the final four games of the season at right guard.
• At Houston (12/8), made his first career NFL start at right guard.

**2018 (0/0 - Denver):** Spent his entire rookie season on the Broncos' practice squad.

### COLLEGE:

• Schlottmann appeared in 51 games with 29 starts during his four seasons at Texas Christian (2014-17).
• As a senior (2017), was an honorable mention All-Big-12 Conference selection after starting all 14 games (eight at center; six at right guard).
• As a junior (2016), started 11 games at center and was chosen to the Big-12 second team despite missing two conference games.
• As a sophomore (2015), played 13 games with four starts at right guard.
• As a true freshman (2014), saw action as a reserve in all 13 games.
• Graduated with a degree in kinesiology from Texas Christian.

### PERSONAL:

• Attended Brenham (Texas) High School and was a three-time all-district perfomer.
• As a senior, named 4A first-team all-state and first-team all-district. Did not allow a sack and helped anchor an offense that totaled nearly 6,000 yards. Helped lead the Cubs to the Class 4A Championship game at AT&T Stadium.
• Received first-team all-district accolades as a sophomore and junior.
• Chose Texas Christian over Texas Tech, Iowa State and Arizona State.
• Married to Lauren.
• Last name is pronounced SHLOTE-man.
• Follow Schlottmann on Instagram at @austin_schlottmann and on X at @AustinS95.
• Born Austin Schlottmann on Sept. 18, 1995 in Brenham, Texas.

## AUSTIN SCHLOTTMANN'S NFL REGULAR SEASON STATISTICS

| DATE | TEAM | GP | GS |
|---|---|---|---|
| 2019 | Broncos | 16 | 4 |
| 2020 | Broncos | 16 | 2 |
| 2021 | Broncos | 10 | 1 |
| 2022 | Vikings | 16 | 4 |
| 2023 | Vikings | 9 | 3 |
| 2024 | Giants | 1 | 0 |
| 2025 | Giants | 17 | 4 |
| 2026 | Titans | 7 | 7 |
| NFL TOTALS | | 92 | 25 |

# JEFFERY SIMMONS

## DEFENSIVE TACKLE ★ 6'4" ★ 305 LBS

**COLLEGE:** MISSISSIPPI STATE ★ **HOMETOWN:** MACON, MISS.
**NFL EXPERIENCE (NFL/TITANS):** 8/8 ★ **ACQUIRED:** D1-'19
**GAMES PLAYED/GAMES STARTED:** 106/104(Playoffs: 5/2)

98

PRO BOWL 2021 2022 2024 2025 | AP 1ST TEAM 2025 | AP 2ND TEAM 2021 2022 | AP 2ND TEAM 2021 2022 2023 2024 2025 2026 | 2023 2024 2025

### CAREER HIGHLIGHTS

• In 2025, for the third consecutive year, Simmons was named the Titans nominee for the NFL's Walter Payton Man of the Year Award that recognizes a player for outstanding community service, as well as excellence on the field.
• In 2025, Simmons was named an Associated Press first-team All-Pro defensive tackle and selected as a starter in his fourth career Pro Bowl. He led the team with a career-high 11 sacks, a career-best 60 quarterback pressures and a career-high 17 stops for loss.
• Simmons' 11 sacks in 2025 also broke Jurrell Casey's mark (10.5 sacks in 2013) for the most sacks in a season by a Titans defensive tackle in the franchise's "Titans era" (1999 to present).
• In 2022, he earned Pro Bowl and second-team All-Pro honors for the second consecutive campaign, anchoring a unit that ranked first in the NFL in rushing defense (76.9 opponent rushing yards per game). Simmons posted 7.5 sacks and 43 quarterback pressures and added a career-high seven passes defensed, which tied for the fourth-best mark among all NFL defensive linemen. Simmons and Arizona's J.J. Watt were the NFL's only players in 2022 with at least seven sacks and seven passes defensed.
• In 2021, Simmons was named a team captain for the first time in his career, and he went on to become one of six players on the roster to start all 17 games. He was named to his first career Pro Bowl and added Associated Press second-team All-Pro honors after setting career highs in several categories, including sacks (8.5), tackles (54), quarterback pressures (58), tackles for loss (12) and passes defensed (six). Among all defensive tackles in the NFL, his 8.5 sacks ranked sixth.
• In a divisional playoff game against Cincinnati on Jan. 22, 2022, he set a franchise postseason record with three sacks.

**PRO:** The Titans selected Jeffery Simmons with the 19th overall pick in the 2019 NFL Draft. In seven NFL seasons, he has been named a team captain the last five years, selected to the Pro Bowl four times (2021, 2022, 2024, 2025), named first team All-Pro (2025) and is a two-time second team All-Pro honoree (2021, 2022). He was rewarded with a multi-year contract extension during the 2023 offseason. The 6-foot-4-inch, 305-pound defensive lineman provides a rare blend of size, power and quickness, making him a disruptive force in the middle of the defense.

### TITANS TIDBITS:

• In 2025, Simmons launched the "Sacks for Sports Equity" initiative aimed at eliminating the financial and logistical barriers to sports participation for students in Nashville experiencing housing instability. Simmons pledged a $980 donation per sack to support the initiative. After recording a career-high 11 sacks, Simmons' foundation, Give Em a Reason, donated a total of $12,000 which helped provide brand new pads and helmets to a local high school, ensure three middle school baseball teams were fully equipped for the season, and gave dozens of students the gear they needed to particpate in sports. One student was even given a gas and food gift card so that they could travel to a state-level track meet they otherwise would have had to forfeit.
• In July 2023, Simmons paid homage to his hometown of Macon, Miss., with his first 'Community Fun Day,' which included local food vendors, games, inflatables and fireworks. He was then honored by city officials with a key to the city. Simmons has continued the tradition each year and in 2025, Jelly Roll made a special appearance to perform at the 'Community Fun Day.'
• In July 2022, the official ribbon cutting was held at the Jeffery B. Simmons Field House at Noxubee County High School in Macon, Miss. Simmons donated more than $50,000 to upgrade his former high school's athletic facilities. During the same week, he donated $75,000 to Starkville (Miss.) Parks and Recreation to be used for a new turf field at the Starkville Sportsplex. The field was also named in his honor.
• During college, Simmons was a two-time member of the SEC Academic Honor Roll.
• Simmons' brother, Dylan Bradley, played football at Southern Miss and then spent time with the Minnesota Vikings. His uncle, Jason Hatcher, played 10 total seasons with the Dallas Cowboys and Washington Commanders.
• Away from football, Simmons enjoys fishing and spending time outdoors.
• Simmons holds an annual youth football camp in Mississippi.

### CAREER TRANSACTIONS:

• The Macon, Miss., native was selected by the Titans in the first round (19th overall) of the 2019 NFL Draft.

### SEASON RECAPS:

**2026 (7/7 - Tennessee):** Leads the team with four sacks, six stops for loss, 28 quarterback pressures and four passes defensed. Ranks fourth on the squad with 38 tackles. Has led the team in tackles once in 2026 (at NYG). Has tied for the team lead in sacks three times in 2026 (vs. PHI, at NYG, at IND). Has led or tied for the team lead in quarterback pressures three times in 2026 (vs. NYJ, vs. PHI, at IND). Has tied for the team lead in passes defensed twice in 2026 (vs. HST, vs. CLE). Registered a career-best 10 tackles at N.Y. Giants (9/27/26). Selected as a team captain by his teammates.
• Against N.Y. Jets (9/13), started at defensive tackle in his 100th career regular season contest and posted four tackles with a team-high six quarterback pressures.
• Against Philadelphia (9/20), started at defensive tackle and compiled six tackles, a sack and a team-high seven quarterback pressures. Defended a pass intended for Dallas Goedert in the opening stanza. Registered a one-yard sack of Jalen Hurts in the second quarter. Pressured Hurts on third down to help force an interception by Marcus Harris in the fourth quarter.
• At N.Y. Giants (9/27), started at defensive tackle and led the team with a career-high 10 tackles, including a sack, another stop for loss and two quarterback pressures. Stonewalled Cam Skattebo for a three-yard loss on a rush up the middle in the first quarter. Halted a Giants' drive by sacking Jameis Winston for a seven-yard loss on third-and-three in the second stanza.
• At Baltimore (10/4), started at defensive tackle and recorded four tackles, a quarterback pressure and a pass defensed. Batted down a Lamar Jackson pass intended for Zay Flowers in the second quarter.
• Against Houston (10/11), started at defensive tackle and collected four tackles, three quarterback pressures, a stop for loss and a pass defensed. Stuffed David Montgomery for a two-yard loss on a rush up the middle in the opening stanza. Batted down a pass intended for Nico Collins in the third quarter.
• At Indianapolis (10/18), started at defensive tackle and registered six tackles, including two sacks, a team-high-tying seven quarterback pressures, a forced fumble and a fumble recovery. Became the first NFL defensive tackle to record at least six tackles, two sacks, a forced fumble and a fumble recovery in a game since Aaron Donald in 2020. Dropped Daniel Jones for a five-yard sack in the second quarter. Kickstarted the Titans' comeback from a 13-0 deficit by forcing and recovering a Jonathan Taylor fumble on the first play from scrimmage in the second half. Ended a Colts' drive by sacking Jones for a seven-yard loss on third-and-10 on the final play of the third stanza.
• Against Cleveland (10/25), started at defensive tackle and amassed four tackles, two quarterback pressures and a pass defensed. Batted down a

pass intended for Harold Fannin in the third quarter.

**2025 (15/15):** Named Associated Press first-team All-Pro defensive tackle. Selected as a starter in his fourth career Pro Bowl. Led the team with a career-high 11 sacks, a career-best 60 quarterback pressures and a career-high 17 stops for loss. Added 67 tackles, three passes defensed and three forced fumbles. Snared a one-yard touchdown reception. Was inactive for two contests. Broke Jurrell Casey's mark (10.5 sacks in 2013) for the most sacks in a season by a Titans defensive tackle in the franchise's "Titans era" (1999 to present). Finished the season leading all interior defensive linemen in solo tackles (39), sacks (11.0), tackles for loss (17) and forced fumbles (3). Named AFC Defensive Player of the Month for December/January after posting 26 tackles, 4.5 sacks, 27 quarterback pressures, seven stops for loss, two forced fumbles and three passes defensed. Posted a career-high 11 quarterback pressures at Cleveland (12/7/25). Led or tied for the team lead in sacks nine times in 2025 (at DEN, at HST, at ARZ, at LV, vs. JAX, at CLE, at SF, vs. NO, at JAX). Led or tied for the team lead in quarterback pressures 10 times in 2025 (at DEN, vs. LAR, vs. IND, at HST, at ARZ, at LV, vs. JAX, at CLE, at SF, vs. NO). Led the team in passes defensed once in 2025 (vs. KC). Selected as a team captain by his teammates.
• At Denver (9/7), started at defensive tackle and tallied four tackles, including a sack, a forced fumble and a team-best four quarterback pressures. Dropped Bo Nix for a 10-yard sack and forced a fumble that was recovered by Sebastian Joseph-Day in the second quarter.
• At Houston (9/28), started at defensive tackle and collected five tackles, including a sack and an additional three stops for loss. Became the only Titans player with at least four tackles for loss in a game since the beginning of the 2008 season. Led the team with four quarterback pressures. Shot through the line and dropped C.J. Stroud for a three-yard sack in the first quarter. Halted a Texans' drive and forced a missed field goal by stonewalling Marks for a two-yard loss on a third-and-one rush in the third quarter.
• At Arizona (10/5), started at defensive tackle and led the team with 1.5 sacks and six quarterback pressures to go along with eight tackles. Ended a Cardinals' drive by dropping Kyler Murray for a 10-yard sack on third-and-10 in the second stanza. Combined with Arden Key to sack Murray for an eight-yard loss late in the second quarter.
• At Las Vegas (10/12), started at defensive tackle and totaled six tackles, including a sack and another stop for loss. Tied for the team lead with three quarterback pressures. Registered his third consecutive game with at least one sack. Forced the Raiders to settle for a field goal by dropping Geno Smith for an eight-yard sack on third-and-six in the first quarter.
• Against Houston (11/16), returned to the lineup as a starter at defensive tackle and collected three tackles, including a sack with three quarterback pressures. Halted a Texans' drive by slicing through the line and dropping Davis Mills for a seven-yard sack on third-and-five in the fourth quarter.
• Against Jacksonville (11/30), started at defensive tackle and registered six tackles, a sack and a team-high-tying four quarterback pressures. Dropped Trevor Lawrence for a 10-yard sack on third-and-10 in the third quarter.
• At Cleveland (12/7), started at defensive tackle and amassed seven tackles, 1.5 sacks, another stop for loss, a career-high 11 quarterback pressures and a pass defensed. Teamed with Jaylen Harrell to drop Shedeur Sanders for a sack on third-and-11 in the first quarter. Ended a Browns' drive by sacking Sanders for an 11-yard loss on third-and-seven early in the final quarter.
• At San Francisco (12/14), started at defensive tackle and posted seven tackles, a strip-sack, another stop for loss and a team-best seven quarterback pressures. Hauled in a one-yard touchdown reception as a fullback. Strip-sacked Brock Purdy and the fumble was recovered by Karim Elam and returned to the 49ers' 44-yard line in the fourth quarter. Got open in the back of the end zone on a broken play and hauled in a one-yard touchdown reception in the final stanza.
• Against Kansas City (12/21), started at defensive tackle and recorded three tackles, including two stops for loss, one resulting in a safety, two passes defensed and three quarterback pressures. Shot through the line and dropped Kareem Hunt for a two-yard loss and a safety in the second stanza.
• Against New Orleans (12/28), started at defensive tackle and collected seven tackles, including a sack, a forced fumble and a team-high-tying four quarterback pressures. Halted a Saints' drive by sacking Tyler Shough and forcing a fumble that was recovered by New Orleans on third-and-five in the opening quarter.
• At Jacksonville (1/4), started at defensive tackle and tallied two tackles, including a sack and two quarterback pressures. Dropped Trevor Lawrence for an eight-yard sack on the Jaguars' first play from scrimmage. Broke Jurrell Casey's mark (10.5 sacks in 2013) for the most sacks in a season by a Titans defensive tackle in the franchise's "Titans era" (1999 to present).

**2024 (16/16):** Named to his third career Pro Bowl. Started 16 games at defensive tackle and led the team with 42 quarterback pressures. Ranked second on the squad with a career-best 76 tackles, third on the team with five sacks and tied for third on the club with 11 tackles for loss. His 76 tackles ranked second among NFL defensive linemen in 2024. Posted four passes defensed, two forced fumbles and two fumble recoveries. Was inactive for one contest. Led or tied for the team lead in sacks three times in 2024 (vs. NE, at HST, at IND). Led or tied for the team lead in quarterback pressures eight times in 2024 (vs. IND, vs. NE, at LAC, vs. MIN, vs. CIN, at IND, at JAX, vs. HST). Tied for the team lead in passes defensed twice in 2024 (at LAC, vs. JAX). Selected as a team captain by his teammates.
• Against Green Bay (9/22), notched five tackles, including a sack and a quarterback pressure. Forced Green Bay to settle for a field goal by sacking Malik Willis for a two-yard loss at the Titans' eight-yard line on third-and-three late in the second quarter.
• At Detroit (10/27), amassed four tackles, a sack, another stop for loss, a forced fumble and three quarterback pressures. Ended a Lions' drive by sacking Jared Goff for a nine-yard loss while also forcing a fumble that was recovered by Detroit on third-and-four in the third stanza.
• Against New England (11/3), totaled five tackles, a sack, a team-high seven quarterback pressures and a fumble recovery. Dropped Drake Maye for a seven-yard sack on the opening play of the fourth quarter. Pounced on a Drake Maye fumble after an Arden Key strip-sack midway through the fourth stanza.
• Against Minnesota (11/17), tallied four tackles, a team-best six quarterback pressures, a forced fumble and a fumble recovery. Recovered a Sam Darnold fumble at the Titans' 45-yard line in the first stanza. Stonewalled Aaron Jones for a one-yard loss on a rush while forcing a fumble that was recovered by the running back.
• At Houston (11/24), notched two tackles, a sack, three quarterback pressures and a pass defensed. Dropped C.J. Stroud for a seven-yard sack late in the final stanza.
• At Washington (12/1), recorded a career-best nine tackles and a quarterback pressure.
• At Indianapolis (12/22), finished second on the team with nine tackles to go along with a sack and a team-best three quarterback pressures. Halted a Colts' drive by dropping Anthony Richardson for an eight-yard sack on third-and-nine in the fourth quarter.
• At Jacksonville (12/29), totaled five tackles and a team-best three quarterback pressures. Registered his fifth consecutive game with at least five tackles, which is the longest such streak of his career.

**2023 (12/12):** Started 12 games at defensive tackle and ranked fourth on the team with 5.5 sacks and 38 quarterback pressures. Finished third on the squad with 11 tackles for loss. Registered 44 tackles, a pass defensed, a forced fumble and a fumble recovery. Secured his third consecutive season with at least five sacks. Posted his first career touchdown on a two-yard reception. Was inactive for two contests. Placed on injured reserve on Dec. 23 and missed the final three games. Tied for the team lead in sacks twice in 2023 (vs. LAC, vs. ATL). Led or tied for the team lead in quarterback pressures five times in 2023 (vs. LAC, at CLE, vs. CIN, at IND, vs. ATL). Tied for the team lead in passes defensed once in 2023 (at TB). Selected as a team captain by his teammates.
• At New Orleans (9/10), started at defensive tackle and notched five tackles, a sack, two stops for loss and three quarterback pressures. Halted a Saints' drive by dropping Derek Carr for a three-yard sack on third-and-15 in the second quarter.
• Against L.A. Chargers (9/17), collected five tackles, including a sack and tied for the team lead with four quarterback pressures. Halted a Chargers' drive by sacking Justin Herbert for a nine-yard loss on third-and-six in the third stanza.
• Against Cincinnati (10/1), posted two tackles, a half sack and a team-best five quarterback pressures. Ended a Bengals' drive by combining with Denico Autry to drop Joe Burrow for an eight-yard sack on third-and-seven in the second quarter.
• Against Atlanta (10/29), notched five tackles, including two sacks, a team-best six quarterback pressures and a forced fumble. Flew through the line and sacked Desmond Ridder for a 10-yard loss in the opening quarter. Strip-sacked Ridder for a six-yard loss and the fumble was recovered by Azeez Al-Shaair at the Falcons' 33-yard line in the second quarter.
• At Pittsburgh (11/2), tallied seven tackles with a stop for loss and a quarterback pressure. Entered the game on offense and served as a blocker on Derrick Henry's two-yard touchdown run in the second quarter.
• At Jacksonville (11/19), recorded two tackles, including a stop for loss and two quarterback pressures. Posted his first career touchdown on a goalline reception. Lined up at fullback and snared a two-yard touchdown pass from Will Levis in the fourth quarter for his first career score.
• Against Carolina (11/26), posted five tackles, including a sack, two additional tackles for loss, a fumble recovery and five quarterback pressures. Recovered a Bryce Young fumble after an eight-yard strip-sack

by Arden Key in the second quarter. Dropped Bryce Young for a seven-yard sack in the third quarter.
• Against Indianapolis (12/3), registered two tackles and a quarterback pressure before leaving the game in the third quarter with an injury.

**2022 (15/15):** Named to his second consecutive Pro Bowl and selected second-team Associated Press All-Pro. Ranked second on the team with 7.5 sacks, nine tackles for loss and 43 quarterback pressures. Finished third on the squad with seven passes defensed. Registered 53 tackles and a forced fumble. Was inactive for two contests. Led or tied for the team lead in sacks five times (vs. NYG, at WAS, vs. IND, at HST, at GB). Led or tied for the team lead in quarterback pressures five times (vs. NYG, vs. LV, at WAS, at HST, vs. JAX). Tied for the team lead in passes defensed three times (at BUF, vs. LV, vs. JAX). Selected as a team captain by his teammates.
• Against N.Y. Giants (9/11), posted six tackles, two sacks, two additional stops for loss and a forced fumble while tying for the team lead with six quarterback pressures. Sacked Daniel Jones for a five-yard loss in the opening quarter. Strip-sacked Daniel Jones for a seven-yard loss and the fumble was recovered by Bud Dupree at the Giants' 44-yard line in the second stanza. Combined with David Long Jr. to stuff Saquon Barkley for a one-yard loss on a rush off right tackle in the third quarter. Bursted through the line and dropped Barkley for a six-yard loss on a rush off right end in the final quarter.
• Against Las Vegas (9/25), notched two tackles, a team-high five quarterback pressures and a pass defensed. Batted down a pass intended for Foster Moreau on third-and-nine in the third quarter. Teamed with David Long Jr. to stonewall Brandon Bolden for a two-yard loss on a screen pass late in the third stanza.
• At Indianapolis (10/2), tallied five tackles. Helped limit Jonathan Taylor to just 42 rushing yards on 20 carries in the victory. Combined with David Long Jr. to stuff Jonathan Taylor for a two-yard loss on a rush off right tackle early in the first quarter.
• At Washington (10/9), recorded five tackles, 1.5 sacks, a pass defensed and a team-best seven quarterback pressures. Dropped Carson Wentz for a sack midway through the second quarter. Deflected a pass intended for Dyami Brown on third-and-four in the third quarter. Combined with Sam Okuayinonu to sack Wentz for an eight-yard loss in the fourth quarter.
• Against Indianapolis (10/23), registered six tackles, including a sack, four quarterback pressures and two stops for loss. Stuffed Nyheim Hines for a two-yard loss on a rush up the middle in the second quarter. Ended a Colts' drive by sacking Matt Ryan for a nine-yard loss on third-and-10 late in the second quarter.
• At Houston (10/30), notched two tackles, including a sack, two stops for loss and a team-high five quarterback pressures. Produced a streak of three consecutive games with at least one sack for the first time in his career. Stonewalled Dameon Pierce for a three-yard loss on a rush off right guard in the opening quarter. Ended a Texans' drive by dropping Davis Mills for a 12-yard sack on third-and-five in the third stanza.
• At Kansas City (11/6), produced four tackles, two quarterback pressures and a pass defensed. Teamed with Roger McCreary to stuff Clyde Edwards-Helaire for no gain on a rush off right tackle late in the first quarter. Stonewalled Isiah Pacheco for no gain on a rush off left tackle in the third quarter. Batted down a third-and-10 pass intended for Mecole Hardman late in the fourth quarter.
• At Green Bay (11/17), started at defensive tackle in his 50th career regular season game and registered five tackles, including a sack and a quarterback pressure. Dropped Aaron Rodgers for a 12-yard sack late in the fourth quarter. Joined Jevon Kearse (35) and Harold Landry III (20.5) as the franchise's only players since 1982, when individual sacks became an official statistic, to reach the 20-sack mark within their first 50 NFL games. Simmons is the club's first interior lineman to do so.
• Against Cincinnati (11/27), collected five tackles with a stop for loss. Stonewalled Samaje Perine for a five-yard loss on a short pass in the second quarter. Teamed with David Long Jr. to stuff Perine for no gain on a rush up the middle in the final stanza. Stopped Joe Burrow for no gain on a quarterback draw late in the fourth quarter.
• Against Jacksonville (12/11), tied for the team lead with three quarterback pressures and two passes defensed. Ended a Jaguars' drive by batting down a pass intended for Evan Engram on third-and-five in the first quarter. Knocked down a pass intended for Dan Arnold in the third stanza.
• At L.A. Chargers (12/18), recorded seven tackles, including a sack and three quarterback pressures. Dropped Justin Herbert for a nine-yard sack in the first quarter. Teamed with DeMarcus Walker to stuff Austin Ekeler for no gain on a rush up the middle in the fourth quarter.
• Against Houston (12/24), notched four tackles and three quarterback pressures. Teamed with Teair Tart to stuff Royce Freeman for a one-yard loss on a rush up the middle in the fourth quarter.

**2021 (17/17, 1/1):** Named Associated Press second-team All-Pro and named to his first career Pro Bowl. Started all 17 games at defensive tackle and led the team with 58 quarterback pressures. Ranked second on the squad with 12 tackles for loss and third on the club with a career-best 8.5 sacks. Added 54 tackles and six passes defensed. Started the postseason contest and registered eight tackles, including a team-high and franchise-postseason-record three sacks to go along with three quarterback pressures. Led or tied for the team lead in sacks five times (vs. ARI, at LAR, vs. NO, at HST, vs. CIN). Led or tied for the team lead in quarterback pressures eight times (at SEA, vs. BUF, at IND, at LAR, vs. NO, vs. SF, vs. MIA, at HST). Tied for the team lead in passes defensed twice (vs. HST, at PIT). Registered a career-high three sacks at L.A. Rams (11/7/21). Selected as a team captain by his teammates.
• Against Arizona (9/12), started at defensive tackle and collected five tackles, including a sack and two quarterback pressures. Halted a Cardinals' drive by sacking Kyler Murray for a seven-yard loss on third-and-10 in the third quarter.
• Against Buffalo (10/18), started at defensive tackle and registered five tackles, a sack and led the team with seven quarterback pressures. Dropped Josh Allen for a seven-yard sack midway through the fourth quarter. Sealed the victory by stonewalling Allen for no gain on a fourth-and-one quarterback sneak inside the Titans' five-yard line with less than 30 seconds remaining in the game.
• At L.A. Rams (11/7), tallied six tackles, including a career-best three sacks, to go along with a career-high and team-best 10 quarterback pressures. Became the first Titans player with three sacks in a game since Dec. 21, 2008 (3.5, Jason Jones). Became the only Titans/Oilers player with three sacks in the first half of a game since individual sacks became an official NFL statistic in 1982. Sacked Matthew Stafford for a seven-yard loss on the Rams' opening drive. Pressured Stafford in the end zone resulting in an interception by David Long Jr. which was returned to the Rams' two-yard line in the second quarter. Halted a Rams' drive by dropping Stafford for a 10-yard sack on third-and-five in the second quarter. Notched his third sack of the evening by bringing down Stafford for a nine-yard loss late in the second stanza.
• Against New Orleans (11/14), collected four tackles, including a team-high two sacks, a team-best three quarterback pressures to go along with a pass defensed. Recorded multiple sacks in consecutive games for the first time in his career. Sacked Trevor Siemian for an eight-yard loss in the opening quarter. Registered his second consecutive multiple-sack game by dropping Siemian for four-yard loss late in the second quarter.
• Against Jacksonville (12/12), posted three tackles, including a stop for loss, three quarterback pressures and a pass defensed in the shutout victory.
• At Houston (1/9), compiled two tackles, including a sack and a team-best four quarterback pressures. Dropped Davis Mills for a nine-yard sack in the third quarter.
• Against Cincinnati (1/22), started at defensive tackle and posted eight tackles, including a team-best and franchise single-game postseason record three sacks to go along with three quarterback pressures. Sacked Joe Burrow for a 12-yard loss on third-and-14 late in the second quarter. Dropped Burrow for a six-yard sack early in the third quarter. Registered his third sack of the day and ended a Bengals' drive by dropping Burrow for a 10-yard loss on third-and-eight in the fourth quarter.

**2020 (15/15, 1/1):** Started 15 games at defensive tackle and finished second on the club with three sacks and 20 quarterback pressures. Tied for the NFL lead with three defensive fumble recoveries in 2020. Registered 49 tackles, including three stops for loss, five passes defensed and a forced fumble. Missed one game on the reserve/COVID-19 list. Started the postseason contest at defensive tackle and collected three tackles, including a stop for loss. Led or tied for the team lead in sacks three times in 2020 (at MIN, vs. HST, at IND). Led or tied for the team lead in quarterback pressures eight times in 2020 (at MIN, vs. HST, vs. PIT, at CIN, at BAL, at IND, vs. CLE, at GB). Tied for the team lead in passes defensed once in 2020 (vs. IND).
• At Denver (9/14), started at defensive tackle and collected four tackles and a fumble recovery. Gave the Titans offense great field position by recovering a Melvin Gordon III fumble that was forced by Kevin Byard at the Broncos' 23-yard line early in the second quarter. Finished off the Titans' goal-line stand in the second quarter by stuffing Jake Butt for no gain on a short pass on fourth down.
• Against Jacksonville (9/20), started at defensive tackle and posted three tackles and a pass defensed. Sealed the victory by deflecting a Gardner Minshew II pass that was intercepted by Harold Landry III with 47 seconds remaining in the game.
• At Minnesota (9/27), started at defensive tackle and registered five tackles, including a sack and a team-best five quarterback pressures. Ended a Vikings' drive by dropping Kirk Cousins for a six-yard sack on third-and-eight in the first quarter.
• Against Houston (10/18), started at defensive tackle and produced six

tackles, including a sack and two quarterback pressures. Halted a Texans' drive by dropping Deshaun Watson for a 12-yard sack on third-and-eight in the fourth quarter. Made a critical play by batting down a two-point conversion attempt intended to Randall Cobb that would have made it a two-score game late in the fourth quarter.
• Against Pittsburgh (10/25), started at defensive tackle and registered three tackles, a team-high two quarterback pressures and a pass defensed. Batted a Roethlisberger pass that was then intercepted by Jayon Brown late in the third quarter.
• Against Chicago (11/8), named AFC Defensive Player of the Week after starting at defensive tackle and tallying three tackles, a forced fumble, a fumble recovery and a pass defensed. Forced a David Montgomery fumble that was scooped up by Desmond King II and returned 63 yards for a touchdown in the third quarter. Recovered a Miller fumble that was forced by Jayon Brown in the fourth quarter.
• At Indianapolis (11/29), started at defensive tackle and recorded four tackles, a sack, two quarterback pressures and a pass defensed. Halted a Colts' drive by dropping Philip Rivers for a six-yard sack on third-and-six in the third quarter.

**2019 (9/7, 3/0):** Played in nine games with seven starts during his rookie campaign and collected 40 tackles, two sacks, 14 quarterback pressures, two tackles for loss and a pass defensed. Spent the first six weeks of the season on the non-football injury list. Saw action in all three postseason contests and notched four tackles, three quarterback pressures and a fumble recovery. Led or tied for the team lead in sacks twice (vs. LAC, at OAK). Tied for the team lead in quarterback pressures once (at HST). Saw action in his first career game and registered his first career sack against the L.A. Chargers (10/20/19). Made his first career start against Tampa Bay (10/27/19).
• Against L.A. Chargers (10/20), made his NFL debut as a reserve at defensive end and posted six tackles, including a sack, a stop for loss and two quarterback pressures. Collected his first career sack by dropping Philip Rivers for a three-yard loss in the third quarter. Combined with Rashaan Evans to stop Gordon for no gain on first-and-goal during the final goal-line stand.
• Against Tampa Bay (10/27), notched his first career NFL start at defensive end and tallied four tackles and two quarterback pressures.
• At Oakland (12/8), started at defensive end and amassed five tackles, including a sack and a stop for loss. Halted a Raiders' drive by sacking Derek Carr for a four-yard loss on third-and-two in the third quarter.
• Against Houston (12/15), started at defensive end and totaled four tackles, two quarterback pressures and a pass defensed. Halted a potential Texans' scoring drive by deflecting a Deshaun Watson pass at the line of scrimmage that was then intercepted by Jayon Brown in the end zone.
• At New England (1/4), saw action as a reserve on the defensive front in his first career postseason contest and posted two tackles and a quarterback pressure.
• At Baltimore (1/11), played as a reserve at defensive end and recorded two tackles, a fumble recovery and two quarterback pressures. Set up the Titans' final touchdown by recovering a Lamar Jackson fumble after a Jurrell Casey strip-sack midway through the third quarter.

## COLLEGE:

• During a three-year career as a defensive tackle at Mississippi State, Simmons appeared in 38 contests with 28 starts. He finished his career ranked sixth in school history with 32.5 in tackles for loss. He also tied for sixth in Mississippi University annals with five forced fumbles and tied for fourth with three blocked kicks. His totals also included 163 tackles, seven sacks, seven passes defensed and two defensive touchdowns. He was one of two players in the nation to be named a Bednarik Award Semifinalist in both 2017 and 2018.
• As a junior (2018), appeared in 13 games with 12 starts. Led the team and ranked fourth in the SEC with 17 tackles for loss, which made up the third-highest total in school history. Tied for second in the SEC among defensive linemen with 63 total tackles and added a pair of sacks, one forced fumble and four passes defensed. Collected two or more tackles for loss in six different games and had at least one in nine contests. Named a Bednarik Award Semifinalist and won the 2018 Conerly Trophy by the Mississippi Sports Hall of Fame and Museum as the top player in Mississippi. Also named second team All-American (Associated Press, The Athletic) and first team All-SEC (Associated Press, Coaches).
• As a sophomore (2017), started all 13 games and tallied 60 tackles, five sacks, 12 tackles for loss, 41 quarterback pressures, two forced fumbles, two fumble recoveries and one pass defensed. With three total blocked kicks and punts, became the first SEC player since 2004 to lead the nation in the category. Named first team All-SEC (Associated Press, Coaches, PFF) and was a Bednarik Award Semifinalist. Added 2017 SEC Academic Honor Roll recognition.
• As a freshman (2016), played in 12 games with three starts at defensive tackle and finished with 40 tackles, 3.5 tackles for loss and four quarterback hurries. Led all SEC freshman and tied for the team lead with two forced fumbles. Became the first MSU defensive lineman to earn Freshman All-SEC honors since Chris Jones in 2013. Named to the SEC First-Year Academic Honor Roll.
• Majored in human development at Mississippi State.

## PERSONAL:

• Has a son, Jeffery Jr.
• Attended Noxubee County (Macon, Miss.) High School, where he was named the nation's No. 10 overall player and the No. 2 defensive end by Scout.com. Named a five-star prospect by Rivals.com and Scout.com and a four-star prospect by 247Sports.com and ESPN.com. Named the top-rated player in Mississippi by Rivals.com and 247Sports.com.
• As a high school senior in 2015, helped Noxubee County win its second straight MHSAA Class 4A State Championship with a 12-4 overall record. Finished second on the team with 105 tackles. Led the Tigers with 20.5 tackles for loss, 18.5 sacks, 21 quarterback hurries, three blocked field goals and two blocked punts. Also forced two fumbles, recovered two fumbles, broke up five passes and recorded an interception.
• His mother is Brenda Bradley. He has one brother, Dylan, and two sisters, Brooke and Ashley.
• List of favorites: (movie) "The Blind Side"; (TV show) "Martin"; (song on your pregame playlist) "The Man" by Aloe Blacc; (meal) chicken alfredo; (dessert) Pecan Pie; and (sports team as a child) L.A. Lakers with Kobe Bryant.
• Follow Simmons on X at @grindsimmons94 and on Instagram at @jsimmons_94.
• Born Jeffery Bernard Simmons Jr. on July 28, 1997, in Lasalle, La.

## REGULAR SEASON COMPARISON: DEFENSIVE - CINCINNATI BENGALS

| | | | | TACKLES | | | | | | | | | | MISC | |
|---|---|---|---|---|---|---|---|---|---|---|---|---|---|---|---|
| DATE | OPP | W/L | GP/GS | TOT | SOLO | ASST | SACK | YDS. | INT | TFL | PD | QBH | TD | FF | FR |
| 11/1/20 | TEN @ CIN | L | S | 4 | 2 | 2 | 0.0 | 0.0 | 0 | 0 | 0 | 2 | 0 | 0 | 0 |
| 11/27/22 | TEN vs. CIN | L | S | 6 | 3 | 3 | 0.0 | 0.0 | 0 | 1 | 0 | 0 | 0 | 0 | 0 |
| 10/1/23 | TEN vs. CIN | W | S | 2 | 1 | 1 | 0.5 | 4.0 | 0 | 0 | 0 | 5 | 0 | 0 | 0 |
| 12/15/24 | TEN vs. CIN | L | S | 7 | 3 | 4 | 0.0 | 0.0 | 0 | 2 | 0 | 3 | 0 | 0 | 0 |
| TOTALS | | 1/3 | 4/4 | 19 | 9 | 10 | 0.5 | 4.0 | 0 | 3 | 0 | 10 | 0 | 0 | 0 |

## POSTSEASON COMPARISON: DEFENSIVE - CINCINNATI BENGALS

| | | | | TACKLES | | | | | | | | | | MISC | |
|---|---|---|---|---|---|---|---|---|---|---|---|---|---|---|---|
| DATE | OPP | W/L | GP/GS | TOT | SOLO | ASST | SACK | YDS. | INT | TFL | PD | QBH | TD | FF | FR |
| 1/22/22 | TEN vs. CIN | L | S | 8 | 7 | 1 | 3.0 | 28.0 | 0 | 3 | 0 | 3 | 0 | 0 | 0 |
| TOTALS | | 0/1 | 1/1 | 8 | 7 | 1 | 3.0 | 28.0 | 0 | 3 | 0 | 3 | 0 | 0 | 0 |

## JEFFERY SIMMONS' NFL REGULAR SEASON DEFENSIVE STATISTICS

| | | | | TACKLES | | | | | | | | INTERCEPTIONS | | | | | O. FUMB | | | | ST | | | | |
|---|---|---|---|---|---|---|---|---|---|---|---|---|---|---|---|---|---|---|---|---|---|---|---|---|---|
| DATE | TEAM | GP | GS | TK | S | A | TFL | YDS | SK | YDS | QBP | NO | YDS | LG | TD | PD | FF | FR | TD | YDS | TK | S | A | FF | FR |
| 2019 | Titans | 9 | 7 | 32 | 18 | 14 | 4 | 9 | 2.0 | 7.0 | 8 | 0 | 0 | 0 | 0 | 1 | 0 | 0 | 0 | 0 | 0 | 0 | 0 | 0 | 0 |
| 2020 | Titans | 15 | 15 | 49 | 24 | 25 | 3 | 24 | 3.0 | 24.0 | 28 | 0 | 0 | 0 | 0 | 5 | 1 | 3 | 0 | 0 | 0 | 0 | 0 | 0 | 0 |
| 2021 | Titans | 17 | 17 | 54 | 42 | 12 | 12 | 66 | 8.5 | 64.5 | 58 | 0 | 0 | 0 | 0 | 6 | 0 | 0 | 0 | 0 | 0 | 0 | 0 | 0 | 0 |
| 2022 | Titans | 15 | 15 | 54 | 25 | 29 | 9 | 63 | 7.5 | 65.0 | 43 | 0 | 0 | 0 | 0 | 7 | 1 | 0 | 0 | 0 | 0 | 0 | 0 | 0 | 0 |
| 2023 | Titans | 12 | 12 | 44 | 30 | 14 | 10 | 42 | 5.5 | 37.0 | 38 | 0 | 0 | 0 | 0 | 1 | 1 | 1 | 0 | 2 | 0 | 0 | 0 | 0 | 0 |
| 2024 | Titans | 16 | 16 | 76 | 41 | 35 | 11 | 49 | 5.0 | 35.0 | 42 | 0 | 0 | 0 | 0 | 4 | 2 | 2 | 0 | 0 | 0 | 0 | 0 | 0 | 0 |
| 2025 | Titans | 15 | 15 | 67 | 39 | 28 | 17 | 85 | 11.0 | 79.0 | 60 | 0 | 0 | 0 | 0 | 3 | 3 | 0 | 0 | 0 | 0 | 0 | 0 | 0 | 0 |
| 2026 | Titans | 7 | 7 | 38 | 20 | 18 | 6 | 25 | 4.0 | 20.0 | 28 | 0 | 0 | 0 | 0 | 4 | 1 | 1 | 0 | 0 | 0 | 0 | 0 | 0 | 0 |
| NFL TOTALS | | 106 | 104 | 414 | 239 | 175 | 72 | 363 | 46.5 | 331.5 | 305 | 0 | 0 | 0 | 0 | 31 | 9 | 7 | 0 | 2 | 0 | 0 | 0 | 0 | 0 |

## JEFFERY SIMMONS' NFL POSTSEASON DEFENSIVE STATISTICS

| | | | | TACKLES | | | | | | | | INTERCEPTIONS | | | | | O. FUMB | | | | ST | | | | |
|---|---|---|---|---|---|---|---|---|---|---|---|---|---|---|---|---|---|---|---|---|---|---|---|---|---|
| DATE | TEAM | GP | GS | TK | S | A | TFL | YDS | SK | YDS | QBP | NO | YDS | LG | TD | PD | FF | FR | TD | YDS | TK | S | A | FF | FR |
| 2019 | Titans | 3 | 0 | 3 | 1 | 2 | 0 | 0 | 0.0 | 0.0 | 4 | 0 | 0 | 0 | 0 | 0 | 0 | 1 | 0 | 0 | 0 | 0 | 0 | 0 | 0 |
| 2020 | Titans | 1 | 1 | 3 | 2 | 1 | 1 | 1 | 0.0 | 0.0 | 2 | 0 | 0 | 0 | 0 | 0 | 0 | 0 | 0 | 0 | 0 | 0 | 0 | 0 | 0 |
| 2021 | Titans | 1 | 1 | 8 | 7 | 1 | 3 | 28 | 3.0 | 28.0 | 3 | 0 | 0 | 0 | 0 | 0 | 0 | 0 | 0 | 0 | 0 | 0 | 0 | 0 | 0 |
| NFL TOTALS | | 5 | 2 | 14 | 10 | 4 | 4 | 29 | 3.0 | 28.0 | 9 | 0 | 0 | 0 | 0 | 0 | 0 | 1 | 0 | 0 | 0 | 0 | 0 | 0 | 0 |

### SINGLE-GAME HIGHS: DEFENSIVE

| | |
|---|---|
| Total Tackles | 10 (at New York Giants, Sep 27, 2026) |
| Solo Tackles | 6 (at Arizona Cardinals, Oct 05, 2025) |
| Sacks | 3.0 (at Los Angeles Rams, Nov 07, 2021) |
| Passes Defensed | 2 (2 times, last vs. Kansas City Chiefs, Dec 21, 2025) |
| Forced Fumbles | 1 (9 times, last at Indianapolis Colts, Oct 18, 2026) |
| Fumble Recoveries | 1 (7 times, last at Indianapolis Colts, Oct 18, 2026) |
| Tackles For Loss | 4 (at Houston Texans, Sep 28, 2025) |
| Safeties | 1 (vs. Kansas City Chiefs, Dec 21, 2025) |
| Longest Opp Fumble Return | 2 (vs. Carolina Panthers, Nov 26, 2023) |

### SINGLE-GAME HIGHS - POSTSEASON: DEFENSIVE

| | |
|---|---|
| Total Tackles | 8 (vs. Cincinnati Bengals, Jan 22, 2022) |
| Solo Tackles | 7 (vs. Cincinnati Bengals, Jan 22, 2022) |
| Sacks | 3.0 (vs. Cincinnati Bengals, Jan 22, 2022) |
| Fumble Recoveries | 1 (at Baltimore Ravens, Jan 11, 2020) |
| Tackles For Loss | 3 (vs. Cincinnati Bengals, Jan 22, 2022) |

### 2019 GAME-BY-GAME REGULAR-SEASON STATISTICS (TITANS)

| | | | TACKLES | | | | | | | | INTERCEPTIONS | | | | | O. FUMB | | | | ST | | | | | | |
|---|---|---|---|---|---|---|---|---|---|---|---|---|---|---|---|---|---|---|---|---|---|---|---|---|---|---|
| DATE | OPPONENT | P/S | TK | S | A | SK | YDS | TFL | YDS | QBP | NO | YDS | LG | TD | PD | FF | FR | TD | YDS | TK | S | A | FF | FR | W/L | SCORE |
| 09/08 | at Browns | | | | | | | | | | RESERVE/NFIN | | | | | | | | | | | | | | W | 43-13 |
| 09/15 | Colts | | | | | | | | | | RESERVE/NFIN | | | | | | | | | | | | | | L | 17-19 |
| 09/19 | at Jaguars | | | | | | | | | | RESERVE/NFIN | | | | | | | | | | | | | | L | 7-20 |
| 09/29 | at Falcons | | | | | | | | | | RESERVE/NFIN | | | | | | | | | | | | | | W | 24-10 |
| 10/06 | Bills | | | | | | | | | | RESERVE/NFIN | | | | | | | | | | | | | | L | 7-14 |
| 10/13 | at Broncos | | | | | | | | | | RESERVE/NFIN | | | | | | | | | | | | | | L | 0-16 |
| 10/20 | Chargers | P | 4 | 4 | 0 | 1.0 | 3.0 | 2 | 3 | 2 | 0 | 0 | 0 | 0 | 0 | 0 | 0 | 0 | 0 | 0 | 0 | 0 | 0 | 0 | W | 23-20 |
| 10/27 | Buccaneers | S | 3 | 1 | 2 | 0.0 | 0.0 | 0 | 0 | 0 | 0 | 0 | 0 | 0 | 0 | 0 | 0 | 0 | 0 | 0 | 0 | 0 | 0 | 0 | W | 27-23 |
| 11/03 | at Panthers | S | 3 | 0 | 3 | 0.0 | 0.0 | 0 | 0 | 2 | 0 | 0 | 0 | 0 | 0 | 0 | 0 | 0 | 0 | 0 | 0 | 0 | 0 | 0 | L | 20-30 |
| 11/10 | Chiefs | S | 2 | 1 | 1 | 0.0 | 0.0 | 0 | 0 | 0 | 0 | 0 | 0 | 0 | 0 | 0 | 0 | 0 | 0 | 0 | 0 | 0 | 0 | 0 | W | 35-32 |
| 11/24 | Jaguars | S | 5 | 2 | 3 | 0.0 | 0.0 | 0 | 0 | 1 | 0 | 0 | 0 | 0 | 0 | 0 | 0 | 0 | 0 | 0 | 0 | 0 | 0 | 0 | W | 42-20 |
| 12/01 | at Colts | S | 4 | 3 | 1 | 0.0 | 0.0 | 0 | 0 | 1 | 0 | 0 | 0 | 0 | 0 | 0 | 0 | 0 | 0 | 0 | 0 | 0 | 0 | 0 | W | 31-17 |
| 12/08 | at Raiders | S | 5 | 3 | 2 | 1.0 | 4.0 | 2 | 6 | 1 | 0 | 0 | 0 | 0 | 0 | 0 | 0 | 0 | 0 | 0 | 0 | 0 | 0 | 0 | W | 42-21 |
| 12/15 | Texans | S | 3 | 3 | 0 | 0.0 | 0.0 | 0 | 0 | 0 | 0 | 0 | 0 | 0 | 1 | 0 | 0 | 0 | 0 | 0 | 0 | 0 | 0 | 0 | L | 21-24 |
| 12/22 | Saints | | | | | | | | | | INACTIVE | | | | | | | | | | | | | | L | 28-38 |
| 12/29 | at Texans | P | 3 | 1 | 2 | 0.0 | 0.0 | 0 | 0 | 1 | 0 | 0 | 0 | 0 | 0 | 0 | 0 | 0 | 0 | 0 | 0 | 0 | 0 | 0 | W | 35-14 |
| 2019 TOTALS | | 9-7 | 32 | 18 | 14 | 2.0 | 7.0 | 4 | 9 | 8 | 0 | 0 | 0 | 0 | 1 | 0 | 0 | 0 | 0 | 0 | 0 | 0 | 0 | 0 | 9-7 | |

## 2020 GAME-BY-GAME REGULAR-SEASON STATISTICS (TITANS)

| | | | TACKLES | | | | | | | | INTERCEPTIONS | | | | | O. FUMB | | | | ST | | | | | | |
|---|---|---|---|---|---|---|---|---|---|---|---|---|---|---|---|---|---|---|---|---|---|---|---|---|---|---|
| DATE | OPPONENT | P/S | TK | S | A | SK | YDS | TFL | YDS | QBP | NO | YDS | LG | TD | PD | FF | FR | TD | YDS | TK | S | A | FF | FR | W/L | SCORE |
| 09/14 | at Broncos | S | 4 | 3 | 1 | 0.0 | 0.0 | 0 | 0 | 0 | 0 | 0 | 0 | 0 | 0 | 0 | 1 | 0 | 0 | 0 | 0 | 0 | 0 | 0 | W | 16-14 |
| 09/20 | Jaguars | S | 3 | 0 | 3 | 0.0 | 0.0 | 0 | 0 | 1 | 0 | 0 | 0 | 0 | 1 | 0 | 0 | 0 | 0 | 0 | 0 | 0 | 0 | 0 | W | 33-30 |
| 09/27 | at Vikings | S | 5 | 3 | 2 | 1.0 | 6.0 | 1 | 6 | 4 | 0 | 0 | 0 | 0 | 0 | 0 | 0 | 0 | 0 | 0 | 0 | 0 | 0 | 0 | W | 31-30 |
| 10/13 | Bills | | | | | | | | | | RESERVE/COVID-19 | | | | | | | | | | | | | | W | 42-16 |
| 10/18 | Texans | S | 6 | 4 | 2 | 1.0 | 12.0 | 1 | 12 | 1 | 0 | 0 | 0 | 0 | 0 | 0 | 0 | 0 | 0 | 0 | 0 | 0 | 0 | 0 | W | 42-36+ |
| 10/25 | Steelers | S | 3 | 1 | 2 | 0.0 | 0.0 | 0 | 0 | 3 | 0 | 0 | 0 | 0 | 1 | 0 | 0 | 0 | 0 | 0 | 0 | 0 | 0 | 0 | L | 24-27 |
| 11/01 | at Bengals | S | 4 | 2 | 2 | 0.0 | 0.0 | 0 | 0 | 2 | 0 | 0 | 0 | 0 | 0 | 0 | 0 | 0 | 0 | 0 | 0 | 0 | 0 | 0 | L | 20-31 |
| 11/08 | Bears | S | 3 | 3 | 0 | 0.0 | 0.0 | 0 | 0 | 1 | 0 | 0 | 0 | 0 | 1 | 1 | 1 | 0 | 0 | 0 | 0 | 0 | 0 | 0 | W | 24-17 |
| 11/12 | Colts | S | 2 | 0 | 2 | 0.0 | 0.0 | 0 | 0 | 2 | 0 | 0 | 0 | 0 | 1 | 0 | 0 | 0 | 0 | 0 | 0 | 0 | 0 | 0 | L | 17-34 |
| 11/22 | at Ravens | S | 3 | 1 | 2 | 0.0 | 0.0 | 0 | 0 | 2 | 0 | 0 | 0 | 0 | 0 | 0 | 0 | 0 | 0 | 0 | 0 | 0 | 0 | 0 | W | 30-24+ |
| 11/29 | at Colts | S | 4 | 2 | 2 | 1.0 | 6.0 | 1 | 6 | 2 | 0 | 0 | 0 | 0 | 1 | 0 | 0 | 0 | 0 | 0 | 0 | 0 | 0 | 0 | W | 45-26 |
| 12/06 | Browns | S | 7 | 3 | 4 | 0.0 | 0.0 | 0 | 0 | 0 | 0 | 0 | 0 | 0 | 0 | 0 | 0 | 0 | 0 | 0 | 0 | 0 | 0 | 0 | L | 35-41 |
| 12/13 | at Jaguars | S | 1 | 1 | 0 | 0.0 | 0.0 | 0 | 0 | 1 | 0 | 0 | 0 | 0 | 0 | 0 | 0 | 0 | 0 | 0 | 0 | 0 | 0 | 0 | W | 31-10 |
| 12/20 | Lions | S | 2 | 0 | 2 | 0.0 | 0.0 | 0 | 0 | 4 | 0 | 0 | 0 | 0 | 0 | 0 | 1 | 0 | 0 | 0 | 0 | 0 | 0 | 0 | W | 46-25 |
| 12/27 | at Packers | S | 2 | 1 | 1 | 0.0 | 0.0 | 0 | 0 | 1 | 0 | 0 | 0 | 0 | 0 | 0 | 0 | 0 | 0 | 0 | 0 | 0 | 0 | 0 | L | 14-40 |
| 01/03 | at Texans | S | 0 | 0 | 0 | 0.0 | 0.0 | 0 | 0 | 4 | 0 | 0 | 0 | 0 | 0 | 0 | 0 | 0 | 0 | 0 | 0 | 0 | 0 | 0 | W | 41-38 |
| **2020 TOTALS** | | **15-15** | **49** | **24** | **25** | **3.0** | **24.0** | **3** | **24** | **28** | **0** | **0** | **0** | **0** | **5** | **1** | **3** | **0** | **0** | **0** | **0** | **0** | **0** | **0** | **11-5** | |

+ - Overtime

## 2021 GAME-BY-GAME REGULAR-SEASON STATISTICS (TITANS)

| | | | TACKLES | | | | | | | | INTERCEPTIONS | | | | | O. FUMB | | | | ST | | | | | | |
|---|---|---|---|---|---|---|---|---|---|---|---|---|---|---|---|---|---|---|---|---|---|---|---|---|---|---|
| DATE | OPPONENT | P/S | TK | S | A | SK | YDS | TFL | YDS | QBP | NO | YDS | LG | TD | PD | FF | FR | TD | YDS | TK | S | A | FF | FR | W/L | SCORE |
| 09/12 | Cardinals | S | 5 | 5 | 0 | 1.0 | 7.0 | 1 | 7 | 2 | 0 | 0 | 0 | 0 | 0 | 0 | 0 | 0 | 0 | 0 | 0 | 0 | 0 | 0 | L | 13-38 |
| 09/19 | at Seahawks | S | 1 | 0 | 1 | 0.5 | 3.5 | 0 | 0 | 4 | 0 | 0 | 0 | 0 | 0 | 0 | 0 | 0 | 0 | 0 | 0 | 0 | 0 | 0 | W | 33-30+ |
| 09/26 | Colts | S | 3 | 2 | 1 | 0.0 | 0.0 | 0 | 0 | 3 | 0 | 0 | 0 | 0 | 1 | 0 | 0 | 0 | 0 | 0 | 0 | 0 | 0 | 0 | W | 25-16 |
| 10/03 | at Jets | S | 4 | 4 | 0 | 0.0 | 0.0 | 1 | 2 | 2 | 0 | 0 | 0 | 0 | 0 | 0 | 0 | 0 | 0 | 0 | 0 | 0 | 0 | 0 | L | 24-27+ |
| 10/10 | at Jaguars | S | 3 | 3 | 0 | 0.0 | 0.0 | 1 | 1 | 3 | 0 | 0 | 0 | 0 | 1 | 0 | 0 | 0 | 0 | 0 | 0 | 0 | 0 | 0 | W | 37-19 |
| 10/18 | Bills | S | 5 | 3 | 2 | 1.0 | 7.0 | 1 | 7 | 7 | 0 | 0 | 0 | 0 | 0 | 0 | 0 | 0 | 0 | 0 | 0 | 0 | 0 | 0 | W | 34-31 |
| 10/24 | Chiefs | S | 2 | 1 | 1 | 0.0 | 0.0 | 0 | 0 | 4 | 0 | 0 | 0 | 0 | 0 | 0 | 0 | 0 | 0 | 0 | 0 | 0 | 0 | 0 | W | 27-3 |
| 10/31 | at Colts | S | 1 | 1 | 0 | 0.0 | 0.0 | 0 | 0 | 6 | 0 | 0 | 0 | 0 | 0 | 0 | 0 | 0 | 0 | 0 | 0 | 0 | 0 | 0 | W | 34-31+ |
| 11/07 | at Rams | S | 6 | 3 | 3 | 3.0 | 26.0 | 3 | 26 | 10 | 0 | 0 | 0 | 0 | 0 | 0 | 0 | 0 | 0 | 0 | 0 | 0 | 0 | 0 | W | 28-16 |
| 11/14 | Saints | S | 4 | 4 | 0 | 2.0 | 12.0 | 2 | 12 | 3 | 0 | 0 | 0 | 0 | 1 | 0 | 0 | 0 | 0 | 0 | 0 | 0 | 0 | 0 | W | 23-21 |
| 11/21 | Texans | S | 5 | 4 | 1 | 0.0 | 0.0 | 1 | 1 | 0 | 0 | 0 | 0 | 0 | 1 | 0 | 0 | 0 | 0 | 0 | 0 | 0 | 0 | 0 | L | 13-22 |
| 11/28 | at Patriots | S | 6 | 4 | 2 | 0.0 | 0.0 | 0 | 0 | 0 | 0 | 0 | 0 | 0 | 0 | 0 | 0 | 0 | 0 | 0 | 0 | 0 | 0 | 0 | L | 13-36 |
| 12/12 | Jaguars | S | 3 | 3 | 0 | 0.0 | 0.0 | 1 | 1 | 3 | 0 | 0 | 0 | 0 | 1 | 0 | 0 | 0 | 0 | 0 | 0 | 0 | 0 | 0 | W | 20-0 |
| 12/19 | at Steelers | S | 1 | 1 | 0 | 0.0 | 0.0 | 0 | 0 | 1 | 0 | 0 | 0 | 0 | 1 | 0 | 0 | 0 | 0 | 0 | 0 | 0 | 0 | 0 | L | 13-19 |
| 12/23 | 49ers | S | 2 | 2 | 0 | 0.0 | 0.0 | 0 | 0 | 4 | 0 | 0 | 0 | 0 | 0 | 0 | 0 | 0 | 0 | 0 | 0 | 0 | 0 | 0 | W | 20-17 |
| 01/02 | Dolphins | S | 1 | 1 | 0 | 0.0 | 0.0 | 0 | 0 | 2 | 0 | 0 | 0 | 0 | 0 | 0 | 0 | 0 | 0 | 0 | 0 | 0 | 0 | 0 | W | 34-3 |
| 01/09 | at Texans | S | 2 | 1 | 1 | 1.0 | 9.0 | 1 | 9 | 4 | 0 | 0 | 0 | 0 | 0 | 0 | 0 | 0 | 0 | 0 | 0 | 0 | 0 | 0 | W | 28-25 |
| **2021 TOTALS** | | **17-17** | **54** | **42** | **12** | **8.5** | **64.5** | **12** | **66** | **58** | **0** | **0** | **0** | **0** | **6** | **0** | **0** | **0** | **0** | **0** | **0** | **0** | **0** | **0** | **12-5** | |

+ - Overtime

## 2022 GAME-BY-GAME REGULAR-SEASON STATISTICS (TITANS)

| | | | TACKLES | | | | | | | | INTERCEPTIONS | | | | | O. FUMB | | | | ST | | | | | | |
|---|---|---|---|---|---|---|---|---|---|---|---|---|---|---|---|---|---|---|---|---|---|---|---|---|---|---|
| DATE | OPPONENT | P/S | TK | S | A | SK | YDS | TFL | YDS | QBP | NO | YDS | LG | TD | PD | FF | FR | TD | YDS | TK | S | A | FF | FR | W/L | SCORE |
| 09/11 | Giants | S | 6 | 4 | 2 | 2.0 | 19.0 | 2 | 11 | 6 | 0 | 0 | 0 | 0 | 0 | 1 | 0 | 0 | 0 | 0 | 0 | 0 | 0 | 0 | L | 20-21 |
| 09/19 | at Bills | S | 0 | 0 | 0 | 0.0 | 0.0 | 0 | 0 | 2 | 0 | 0 | 0 | 0 | 1 | 0 | 0 | 0 | 0 | 0 | 0 | 0 | 0 | 0 | L | 7-41 |
| 09/25 | Raiders | S | 2 | 0 | 2 | 0.0 | 0.0 | 0 | 0 | 5 | 0 | 0 | 0 | 0 | 1 | 0 | 0 | 0 | 0 | 0 | 0 | 0 | 0 | 0 | W | 24-22 |
| 10/02 | at Colts | S | 5 | 1 | 4 | 0.0 | 0.0 | 0 | 0 | 0 | 0 | 0 | 0 | 0 | 0 | 0 | 0 | 0 | 0 | 0 | 0 | 0 | 0 | 0 | W | 24-17 |
| 10/09 | at Commanders | S | 5 | 3 | 2 | 1.5 | 4.0 | 0 | 0 | 7 | 0 | 0 | 0 | 0 | 1 | 0 | 0 | 0 | 0 | 0 | 0 | 0 | 0 | 0 | W | 21-17 |
| 10/23 | Colts | S | 6 | 3 | 3 | 1.0 | 9.0 | 2 | 11 | 4 | 0 | 0 | 0 | 0 | 0 | 0 | 0 | 0 | 0 | 0 | 0 | 0 | 0 | 0 | W | 19-10 |
| 10/30 | at Texans | S | 2 | 2 | 0 | 1.0 | 12.0 | 2 | 15 | 5 | 0 | 0 | 0 | 0 | 0 | 0 | 0 | 0 | 0 | 0 | 0 | 0 | 0 | 0 | W | 17-10 |
| 11/06 | at Chiefs | S | 4 | 3 | 1 | 0.0 | 0.0 | 0 | 0 | 2 | 0 | 0 | 0 | 0 | 1 | 0 | 0 | 0 | 0 | 0 | 0 | 0 | 0 | 0 | L | 17-20+ |
| 11/13 | Broncos | | | | | | | | | | INACTIVE | | | | | | | | | | | | | | W | 17-10 |
| 11/17 | at Packers | S | 5 | 1 | 4 | 1.0 | 12.0 | 1 | 12 | 1 | 0 | 0 | 0 | 0 | 0 | 0 | 0 | 0 | 0 | 0 | 0 | 0 | 0 | 0 | W | 27-17 |
| 11/27 | Bengals | S | 6 | 3 | 3 | 0.0 | 0.0 | 1 | 5 | 0 | 0 | 0 | 0 | 0 | 0 | 0 | 0 | 0 | 0 | 0 | 0 | 0 | 0 | 0 | L | 16-20 |
| 12/04 | at Eagles | S | 1 | 0 | 1 | 0.0 | 0.0 | 0 | 0 | 0 | 0 | 0 | 0 | 0 | 1 | 0 | 0 | 0 | 0 | 0 | 0 | 0 | 0 | 0 | L | 10-35 |
| 12/11 | Jaguars | S | 0 | 0 | 0 | 0.0 | 0.0 | 0 | 0 | 3 | 0 | 0 | 0 | 0 | 2 | 0 | 0 | 0 | 0 | 0 | 0 | 0 | 0 | 0 | L | 22-36 |
| 12/18 | at Chargers | S | 7 | 3 | 4 | 1.0 | 9.0 | 1 | 9 | 3 | 0 | 0 | 0 | 0 | 0 | 0 | 0 | 0 | 0 | 0 | 0 | 0 | 0 | 0 | L | 14-17 |
| 12/24 | Texans | S | 4 | 1 | 3 | 0.0 | 0.0 | 0 | 0 | 3 | 0 | 0 | 0 | 0 | 0 | 0 | 0 | 0 | 0 | 0 | 0 | 0 | 0 | 0 | L | 14-19 |
| 12/29 | Cowboys | | | | | | | | | | INACTIVE | | | | | | | | | | | | | | L | 13-27 |
| 01/07 | at Jaguars | S | 1 | 1 | 0 | 0.0 | 0.0 | 0 | 0 | 2 | 0 | 0 | 0 | 0 | 0 | 0 | 0 | 0 | 0 | 0 | 0 | 0 | 0 | 0 | L | 16-20 |
| **2022 TOTALS** | | **15-15** | **54** | **25** | **29** | **7.5** | **65.0** | **9** | **63** | **43** | **0** | **0** | **0** | **0** | **7** | **1** | **0** | **0** | **0** | **0** | **0** | **0** | **0** | **0** | **7-10** | |

+ - Overtime

## 2023 GAME-BY-GAME REGULAR-SEASON STATISTICS (TITANS)

| | | | TACKLES | | | | | | | | INTERCEPTIONS | | | | | O. FUMB | | | | ST | | | | | | |
|---|---|---|---|---|---|---|---|---|---|---|---|---|---|---|---|---|---|---|---|---|---|---|---|---|---|---|
| DATE | OPPONENT | P/S | TK | S | A | SK | YDS | TFL | YDS | QBP | NO | YDS | LG | TD | PD | FF | FR | TD | YDS | TK | S | A | FF | FR | W/L | SCORE |
| 09/10 | at Saints | S | 5 | 3 | 2 | 1.0 | 3.0 | 2 | 7 | 3 | 0 | 0 | 0 | 0 | 0 | 0 | 0 | 0 | 0 | 0 | 0 | 0 | 0 | 0 | L | 15-16 |
| 09/17 | Chargers | S | 5 | 2 | 3 | 1.0 | 9.0 | 1 | 9 | 4 | 0 | 0 | 0 | 0 | 0 | 0 | 0 | 0 | 0 | 0 | 0 | 0 | 0 | 0 | W | 27-24+ |
| 09/24 | at Browns | S | 2 | 2 | 0 | 0.0 | 0.0 | 0 | 0 | 4 | 0 | 0 | 0 | 0 | 0 | 0 | 0 | 0 | 0 | 0 | 0 | 0 | 0 | 0 | L | 3-27 |
| 10/01 | Bengals | S | 2 | 1 | 1 | 0.5 | 4.0 | 0 | 0 | 5 | 0 | 0 | 0 | 0 | 0 | 0 | 0 | 0 | 0 | 0 | 0 | 0 | 0 | 0 | W | 27-3 |
| 10/08 | at Colts | S | 3 | 1 | 2 | 0.0 | 0.0 | 0 | 0 | 3 | 0 | 0 | 0 | 0 | 0 | 0 | 0 | 0 | 0 | 0 | 0 | 0 | 0 | 0 | L | 16-23 |
| 10/15 | Ravens | S | 2 | 2 | 0 | 0.0 | 0.0 | 0 | 0 | 2 | 0 | 0 | 0 | 0 | 0 | 0 | 0 | 0 | 0 | 0 | 0 | 0 | 0 | 0 | L | 16-24 |
| 10/29 | Falcons | S | 5 | 5 | 0 | 2.0 | 14.0 | 2 | 13 | 6 | 0 | 0 | 0 | 0 | 0 | 1 | 0 | 0 | 0 | 0 | 0 | 0 | 0 | 0 | W | 28-23 |
| 11/02 | at Steelers | S | 7 | 4 | 3 | 0.0 | 0.0 | 1 | 0 | 1 | 0 | 0 | 0 | 0 | 0 | 0 | 0 | 0 | 0 | 0 | 0 | 0 | 0 | 0 | L | 16-20 |
| 11/12 | at Buccaneers | S | 4 | 2 | 2 | 0.0 | 0.0 | 0 | 0 | 2 | 0 | 0 | 0 | 0 | 1 | 0 | 0 | 0 | 0 | 0 | 0 | 0 | 0 | 0 | L | 6-20 |
| 11/19 | at Jaguars | S | 2 | 2 | 0 | 0.0 | 0.0 | 1 | 1 | 2 | 0 | 0 | 0 | 0 | 0 | 0 | 0 | 0 | 0 | 0 | 0 | 0 | 0 | 0 | L | 14-34 |
| 11/26 | Panthers | S | 5 | 5 | 0 | 1.0 | 7.0 | 3 | 12 | 5 | 0 | 0 | 0 | 0 | 0 | 0 | 1 | 0 | 2 | 0 | 0 | 0 | 0 | 0 | W | 17-10 |
| 12/03 | Colts | S | 2 | 1 | 1 | 0.0 | 0.0 | 0 | 0 | 1 | 0 | 0 | 0 | 0 | 0 | 0 | 0 | 0 | 0 | 0 | 0 | 0 | 0 | 0 | L | 28-31+ |
| 12/11 | at Dolphins | | | | | | | | | | INACTIVE | | | | | | | | | | | | | | W | 28-27 |
| 12/17 | Texans | | | | | | | | | | INACTIVE | | | | | | | | | | | | | | L | 16-19+ |
| 12/24 | Seahawks | | | | | | | | | | INJURED RESERVE | | | | | | | | | | | | | | L | 17-20 |
| 12/31 | at Texans | | | | | | | | | | INJURED RESERVE | | | | | | | | | | | | | | L | 3-26 |
| 01/07 | Jaguars | | | | | | | | | | INJURED RESERVE | | | | | | | | | | | | | | W | 28-20 |
| **2023 TOTALS** | | **12-12** | **44** | **30** | **14** | **5.5** | **37.0** | **10** | **42** | **38** | **0** | **0** | **0** | **0** | **1** | **1** | **1** | **0** | **2** | **0** | **0** | **0** | **0** | **0** | **6-11** | |

+ - Overtime

## 2024 GAME-BY-GAME REGULAR-SEASON STATISTICS (TITANS)

| | | | TACKLES | | | | | | | | INTERCEPTIONS | | | | | O. FUMB | | | | ST | | | | | | |
|---|---|---|---|---|---|---|---|---|---|---|---|---|---|---|---|---|---|---|---|---|---|---|---|---|---|---|
| DATE | OPPONENT | P/S | TK | S | A | SK | YDS | TFL | YDS | QBP | NO | YDS | LG | TD | PD | FF | FR | TD | YDS | TK | S | A | FF | FR | W/L | SCORE |
| 09/08 | at Bears | S | 2 | 1 | 1 | 0.0 | 0.0 | 1 | 3 | 0 | 0 | 0 | 0 | 0 | 0 | 0 | 0 | 0 | 0 | 0 | 0 | 0 | 0 | 0 | L | 17-24 |
| 09/15 | Jets | S | 5 | 3 | 2 | 0.0 | 0.0 | 0 | 0 | 0 | 0 | 0 | 0 | 0 | 0 | 0 | 0 | 0 | 0 | 0 | 0 | 0 | 0 | 0 | L | 17-24 |
| 09/22 | Packers | S | 5 | 2 | 3 | 1.0 | 2.0 | 1 | 2 | 1 | 0 | 0 | 0 | 0 | 0 | 0 | 0 | 0 | 0 | 0 | 0 | 0 | 0 | 0 | L | 14-30 |
| 09/30 | at Dolphins | | | | | | | | | | INACTIVE | | | | | | | | | | | | | | W | 31-12 |
| 10/13 | Colts | S | 3 | 3 | 0 | 0.0 | 0.0 | 1 | 1 | 3 | 0 | 0 | 0 | 0 | 0 | 0 | 0 | 0 | 0 | 0 | 0 | 0 | 0 | 0 | L | 17-20 |
| 10/20 | at Bills | S | 2 | 1 | 1 | 0.0 | 0.0 | 0 | 0 | 2 | 0 | 0 | 0 | 0 | 1 | 0 | 0 | 0 | 0 | 0 | 0 | 0 | 0 | 0 | L | 10-34 |
| 10/27 | at Lions | S | 4 | 3 | 1 | 1.0 | 11.0 | 2 | 13 | 3 | 0 | 0 | 0 | 0 | 0 | 1 | 0 | 0 | 0 | 0 | 0 | 0 | 0 | 0 | L | 14-52 |
| 11/03 | Patriots | S | 5 | 2 | 3 | 1.0 | 7.0 | 1 | 7 | 7 | 0 | 0 | 0 | 0 | 0 | 0 | 1 | 0 | 0 | 0 | 0 | 0 | 0 | 0 | W | 20-17+ |
| 11/10 | at Chargers | S | 5 | 2 | 3 | 0.0 | 0.0 | 0 | 0 | 3 | 0 | 0 | 0 | 0 | 1 | 0 | 0 | 0 | 0 | 0 | 0 | 0 | 0 | 0 | L | 17-27 |
| 11/17 | Vikings | S | 4 | 4 | 0 | 0.0 | 0.0 | 0 | 0 | 6 | 0 | 0 | 0 | 0 | 0 | 1 | 1 | 0 | 0 | 0 | 0 | 0 | 0 | 0 | L | 13-23 |
| 11/24 | at Texans | S | 2 | 2 | 0 | 1.0 | 7.0 | 1 | 7 | 3 | 0 | 0 | 0 | 0 | 1 | 0 | 0 | 0 | 0 | 0 | 0 | 0 | 0 | 0 | W | 32-27 |
| 12/01 | at Commanders | S | 9 | 5 | 4 | 0.0 | 0.0 | 0 | 0 | 1 | 0 | 0 | 0 | 0 | 0 | 0 | 0 | 0 | 0 | 0 | 0 | 0 | 0 | 0 | L | 19-42 |
| 12/08 | Jaguars | S | 5 | 3 | 2 | 0.0 | 0.0 | 1 | 1 | 2 | 0 | 0 | 0 | 0 | 1 | 0 | 0 | 0 | 0 | 0 | 0 | 0 | 0 | 0 | L | 6-10 |
| 12/15 | Bengals | S | 7 | 3 | 4 | 0.0 | 0.0 | 2 | 7 | 3 | 0 | 0 | 0 | 0 | 0 | 0 | 0 | 0 | 0 | 0 | 0 | 0 | 0 | 0 | L | 27-37 |
| 12/22 | at Colts | S | 9 | 3 | 6 | 1.0 | 8.0 | 1 | 8 | 3 | 0 | 0 | 0 | 0 | 0 | 0 | 0 | 0 | 0 | 0 | 0 | 0 | 0 | 0 | L | 30-38 |
| 12/29 | at Jaguars | S | 5 | 3 | 2 | 0.0 | 0.0 | 0 | 0 | 3 | 0 | 0 | 0 | 0 | 0 | 0 | 0 | 0 | 0 | 0 | 0 | 0 | 0 | 0 | L | 13-20 |
| 01/05 | Texans | S | 4 | 1 | 3 | 0.0 | 0.0 | 0 | 0 | 2 | 0 | 0 | 0 | 0 | 0 | 0 | 0 | 0 | 0 | 0 | 0 | 0 | 0 | 0 | L | 14-23 |
| **2024 TOTALS** | | **16-16** | **76** | **41** | **35** | **5.0** | **35.0** | **11** | **49** | **42** | **0** | **0** | **0** | **0** | **4** | **2** | **2** | **0** | **0** | **0** | **0** | **0** | **0** | **0** | **3-14** | |

+ - Overtime

## 2025 GAME-BY-GAME REGULAR-SEASON STATISTICS (TITANS)

| | | | TACKLES | | | | | | | | INTERCEPTIONS | | | | | O. FUMB | | | | ST | | | | | | |
|---|---|---|---|---|---|---|---|---|---|---|---|---|---|---|---|---|---|---|---|---|---|---|---|---|---|---|
| DATE | OPPONENT | P/S | TK | S | A | SK | YDS | TFL | YDS | QBP | NO | YDS | LG | TD | PD | FF | FR | TD | YDS | TK | S | A | FF | FR | W/L | SCORE |
| 09/07 | at Broncos | S | 4 | 3 | 1 | 1.0 | 10.0 | 1 | 10 | 4 | 0 | 0 | 0 | 0 | 0 | 1 | 0 | 0 | 0 | 0 | 0 | 0 | 0 | 0 | L | 12-20 |
| 09/14 | Rams | S | 2 | 1 | 1 | 0.0 | 0.0 | 0 | 0 | 3 | 0 | 0 | 0 | 0 | 0 | 0 | 0 | 0 | 0 | 0 | 0 | 0 | 0 | 0 | L | 19-33 |
| 09/21 | Colts | S | 3 | 2 | 1 | 0.0 | 0.0 | 0 | 0 | 3 | 0 | 0 | 0 | 0 | 0 | 0 | 0 | 0 | 0 | 0 | 0 | 0 | 0 | 0 | L | 20-41 |
| 09/28 | at Texans | S | 5 | 4 | 1 | 1.0 | 3.0 | 4 | 9 | 4 | 0 | 0 | 0 | 0 | 0 | 0 | 0 | 0 | 0 | 0 | 0 | 0 | 0 | 0 | L | 0-26 |
| 10/05 | at Cardinals | S | 8 | 6 | 2 | 1.5 | 14.0 | 1 | 10 | 6 | 0 | 0 | 0 | 0 | 0 | 0 | 0 | 0 | 0 | 0 | 0 | 0 | 0 | 0 | W | 22-21 |
| 10/12 | at Raiders | S | 6 | 4 | 2 | 1.0 | 8.0 | 2 | 10 | 3 | 0 | 0 | 0 | 0 | 0 | 0 | 0 | 0 | 0 | 0 | 0 | 0 | 0 | 0 | L | 10-20 |
| 10/19 | Patriots | S | 2 | 1 | 1 | 0.0 | 0.0 | 0 | 0 | 0 | 0 | 0 | 0 | 0 | 0 | 0 | 0 | 0 | 0 | 0 | 0 | 0 | 0 | 0 | L | 13-31 |
| 10/26 | at Colts | | | | | | | | | | INACTIVE | | | | | | | | | | | | | | L | 14-38 |
| 11/02 | Chargers | | | | | | | | | | INACTIVE | | | | | | | | | | | | | | L | 20-27 |
| 11/16 | Texans | S | 3 | 2 | 1 | 1.0 | 7.0 | 1 | 7 | 3 | 0 | 0 | 0 | 0 | 0 | 0 | 0 | 0 | 0 | 0 | 0 | 0 | 0 | 0 | L | 13-16 |
| 11/23 | Seahawks | S | 2 | 1 | 1 | 0.0 | 0.0 | 0 | 0 | 3 | 0 | 0 | 0 | 0 | 0 | 0 | 0 | 0 | 0 | 0 | 0 | 0 | 0 | 0 | L | 24-30 |
| 11/30 | Jaguars | S | 6 | 2 | 4 | 1.0 | 10.0 | 1 | 10 | 4 | 0 | 0 | 0 | 0 | 0 | 0 | 0 | 0 | 0 | 0 | 0 | 0 | 0 | 0 | L | 3-25 |
| 12/07 | at Browns | S | 7 | 2 | 5 | 1.5 | 12.0 | 2 | 14 | 11 | 0 | 0 | 0 | 0 | 1 | 0 | 0 | 0 | 0 | 0 | 0 | 0 | 0 | 0 | W | 31-29 |
| 12/14 | at 49ers | S | 7 | 4 | 3 | 1.0 | 0.0 | 2 | 2 | 7 | 0 | 0 | 0 | 0 | 0 | 1 | 0 | 0 | 0 | 0 | 0 | 0 | 0 | 0 | L | 24-37 |
| 12/21 | Chiefs | S | 3 | 2 | 1 | 0.0 | 0.0 | 2 | 5 | 3 | 0 | 0 | 0 | 0 | 2 | 0 | 0 | 0 | 0 | 0 | 0 | 0 | 0 | 0 | W | 26-9 |
| 12/28 | Saints | S | 7 | 4 | 3 | 1.0 | 7.0 | 0 | 0 | 4 | 0 | 0 | 0 | 0 | 0 | 1 | 0 | 0 | 0 | 0 | 0 | 0 | 0 | 0 | L | 26-34 |
| 01/04 | at Jaguars | S | 2 | 1 | 1 | 1.0 | 8.0 | 1 | 8 | 2 | 0 | 0 | 0 | 0 | 0 | 0 | 0 | 0 | 0 | 0 | 0 | 0 | 0 | 0 | L | 7-41 |
| **2025 TOTALS** | | **15-15** | **67** | **39** | **28** | **11.0** | **79.0** | **17** | **85** | **60** | **0** | **0** | **0** | **0** | **3** | **3** | **0** | **0** | **0** | **0** | **0** | **0** | **0** | **0** | **3-14** | |

## 2026 GAME-BY-GAME REGULAR-SEASON STATISTICS (TITANS)

| | | | TACKLES | | | | | | | | INTERCEPTIONS | | | | | O. FUMB | | | | ST | | | | | | |
|---|---|---|---|---|---|---|---|---|---|---|---|---|---|---|---|---|---|---|---|---|---|---|---|---|---|---|
| DATE | OPPONENT | P/S | TK | S | A | SK | YDS | TFL | YDS | QBP | NO | YDS | LG | TD | PD | FF | FR | TD | YDS | TK | S | A | FF | FR | W/L | SCORE |
| 09/13 | Jets | S | 4 | 2 | 2 | 0.0 | 0.0 | 0 | 0 | 6 | 0 | 0 | 0 | 0 | 0 | 0 | 0 | 0 | 0 | 0 | 0 | 0 | 0 | 0 | L | 10-23 |
| 09/20 | Eagles | S | 6 | 3 | 3 | 1.0 | 1.0 | 1 | 1 | 7 | 0 | 0 | 0 | 0 | 1 | 0 | 0 | 0 | 0 | 0 | 0 | 0 | 0 | 0 | L | 20-24 |
| 09/27 | at Giants | S | 10 | 5 | 5 | 1.0 | 7.0 | 2 | 10 | 2 | 0 | 0 | 0 | 0 | 0 | 0 | 0 | 0 | 0 | 0 | 0 | 0 | 0 | 0 | L | 7-12 |
| 10/04 | at Ravens | S | 4 | 2 | 2 | 0.0 | 0.0 | 0 | 0 | 1 | 0 | 0 | 0 | 0 | 1 | 0 | 0 | 0 | 0 | 0 | 0 | 0 | 0 | 0 | L | 18-24 |
| 10/11 | Texans | S | 4 | 3 | 1 | 0.0 | 0.0 | 1 | 2 | 3 | 0 | 0 | 0 | 0 | 1 | 0 | 0 | 0 | 0 | 0 | 0 | 0 | 0 | 0 | L | 3-26 |
| 10/18 | at Colts | S | 6 | 3 | 3 | 2.0 | 12.0 | 2 | 12 | 7 | 0 | 0 | 0 | 0 | 0 | 1 | 1 | 0 | 0 | 0 | 0 | 0 | 0 | 0 | W | 26-20 |
| 10/25 | Browns | S | 4 | 2 | 2 | 0.0 | 0.0 | 0 | 0 | 2 | 0 | 0 | 0 | 0 | 1 | 0 | 0 | 0 | 0 | 0 | 0 | 0 | 0 | 0 | L | 24-27 |
| **2026 TOTALS** | | **7-7** | **38** | **20** | **18** | **4.0** | **20.0** | **6** | **25** | **28** | **0** | **0** | **0** | **0** | **4** | **1** | **1** | **0** | **0** | **0** | **0** | **0** | **0** | **0** | **1-6** | |

## 2019 GAME-BY-GAME POSTSEASON STATISTICS (TITANS)

| | | | TACKLES | | | | | | | | INTERCEPTIONS | | | | | O. FUMB | | | | ST | | | | | | |
|---|---|---|---|---|---|---|---|---|---|---|---|---|---|---|---|---|---|---|---|---|---|---|---|---|---|---|
| DATE | OPPONENT | P/S | TK | S | A | SK | YDS | TFL | YDS | QBP | NO | YDS | LG | TD | PD | FF | FR | TD | YDS | TK | S | A | FF | FR | W/L | SCORE |
| 01/04 | at Patriots | P | 1 | 1 | 0 | 0.0 | 0.0 | 0 | 0 | 1 | 0 | 0 | 0 | 0 | 0 | 0 | 0 | 0 | 0 | 0 | 0 | 0 | 0 | 0 | W | 20-13 |
| 01/11 | at Ravens | P | 2 | 0 | 2 | 0.0 | 0.0 | 0 | 0 | 1 | 0 | 0 | 0 | 0 | 0 | 0 | 1 | 0 | 0 | 0 | 0 | 0 | 0 | 0 | W | 28-12 |
| 01/19 | at Chiefs | P | 0 | 0 | 0 | 0.0 | 0.0 | 0 | 0 | 2 | 0 | 0 | 0 | 0 | 0 | 0 | 0 | 0 | 0 | 0 | 0 | 0 | 0 | 0 | L | 24-35 |
| 2019 TOTALS | | 3-0 | 3 | 1 | 2 | 0.0 | 0.0 | 0 | 0 | 4 | 0 | 0 | 0 | 0 | 0 | 0 | 1 | 0 | 0 | 0 | 0 | 0 | 0 | 0 | 2-1 | |

## 2020 GAME-BY-GAME POSTSEASON STATISTICS (TITANS)

| | | | TACKLES | | | | | | | | INTERCEPTIONS | | | | | O. FUMB | | | | ST | | | | | | |
|---|---|---|---|---|---|---|---|---|---|---|---|---|---|---|---|---|---|---|---|---|---|---|---|---|---|---|
| DATE | OPPONENT | P/S | TK | S | A | SK | YDS | TFL | YDS | QBP | NO | YDS | LG | TD | PD | FF | FR | TD | YDS | TK | S | A | FF | FR | W/L | SCORE |
| 01/10 | Ravens | S | 3 | 2 | 1 | 0.0 | 0.0 | 1 | 1 | 2 | 0 | 0 | 0 | 0 | 0 | 0 | 0 | 0 | 0 | 0 | 0 | 0 | 0 | 0 | L | 13-20 |
| 2020 TOTALS | | 1-1 | 3 | 2 | 1 | 0.0 | 0.0 | 1 | 1 | 2 | 0 | 0 | 0 | 0 | 0 | 0 | 0 | 0 | 0 | 0 | 0 | 0 | 0 | 0 | 0-1 | |

## 2021 GAME-BY-GAME POSTSEASON STATISTICS (TITANS)

| | | | TACKLES | | | | | | | | INTERCEPTIONS | | | | | O. FUMB | | | | ST | | | | | | |
|---|---|---|---|---|---|---|---|---|---|---|---|---|---|---|---|---|---|---|---|---|---|---|---|---|---|---|
| DATE | OPPONENT | P/S | TK | S | A | SK | YDS | TFL | YDS | QBP | NO | YDS | LG | TD | PD | FF | FR | TD | YDS | TK | S | A | FF | FR | W/L | SCORE |
| 01/22 | Bengals | S | 8 | 7 | 1 | 3.0 | 28.0 | 3 | 28 | 3 | 0 | 0 | 0 | 0 | 0 | 0 | 0 | 0 | 0 | 0 | 0 | 0 | 0 | 0 | L | 16-19 |
| 2021 TOTALS | | 1-1 | 8 | 7 | 1 | 3.0 | 28.0 | 3 | 28 | 3 | 0 | 0 | 0 | 0 | 0 | 0 | 0 | 0 | 0 | 0 | 0 | 0 | 0 | 0 | 0-1 | |

# NICK SINGLETON

## RUNNING BACK ★ 6'0" ★ 219 LBS

**COLLEGE:** PENN STATE ★ **HOMETOWN:** SHILLINGTON, PA.
**NFL EXPERIENCE (NFL/TITANS):** Rookie ★ **ACQUIRED:** D5B-'26
**GAMES PLAYED/GAMES STARTED:** 3/0(Playoffs: 0/0)

32

**PRO:** The Titans selected Nick Singleton in the fifth round of the 2026 NFL Draft. The 6-foot, 219-pounder is a powerful, athletic ball carrier that also excels as a receiver out of the backfield and as a kick returner on special teams. The Shillington, Pa., native played four seasons (2022-25) at Penn State where he finished his collegiate career as the Nittany Lions' all-time record holder with 55 career touchdowns, 45 career rushing scores and 5,586 career all-purpose yards.

### TITANS TIDBITS:

• Singleton enjoys giving back to his community. He volunteered for the Governor Mifflin midget football program, took part in Mifflin's elementary school literacy outreach program and has given his time to numerous community clean-up events.
• Singleton was teammates with Titans safety Kevin Winston Jr. at Penn State.

### CAREER TRANSACTIONS:

• The Shillington, Pa., native was selected by the Titans in the fifth round (165th overall) of the 2026 NFL Draft.

### SEASON RECAPS:

**2026 (3/0):** Played in his first career NFL contest against Philadelphia (9/20/26).
• Against N.Y. Jets (9/13), was inactive.
• Against Philadelphia (9/20), played as a reserve at running back in his NFL debut and rushed four times for 10 yards.
• At N.Y. Giants (9/27), saw action as a reserve on special teams.
• At Baltimore (10/4), played as a reserve at running back and rushed three times for two yards.
• Against Houston (10/11), was inactive.
• At Indianapolis (10/18), was inactive.
• Against Cleveland (10/25), was inactive.

### COLLEGE:

• Saw action in 53 games with 31 starts over four seasons (2022-25) at Penn State and registered 622 carries for 3,461 yards with 45 rushing touchdowns and 102 receptions for 987 yards with nine receiving scores. Set the all-time Penn State records with 55 career touchdowns, 45 career rushing touchdowns and 5,586 career all-purpose yards. Became the first Big Ten player with 5,000-plus career all-purpose yards and 50-plus touchdowns since Wisconsin's Jonathan Taylor (2017-19) and joined Saquon Barkley as the only Nittany Lions to do so.

**AS A SENIOR (2025),** selected All-Big Ten honorable mention (coaches and media - return specialist) and All-Big Ten honorable mention (media - running back). Played in 12 games with four starts and rushed 123 times for 549 yards with 13 touchdowns. Added 24 catches for 219 yards with a receiving score and seven kick returns for 145 yards.
• Against Florida International (9/6), ran the ball 13 times for 76 yards with a five-yard touchdown. Surpassed the 3,000 career rushing yards mark.
• Against Indiana (11/8), collected 143 all-purpose yards and three touchdowns. Recorded 10 rushes for 71 yards, including two touchdowns and a season-long 59-yard run. Tallied three receptions for 22 yards with a receiving score.
• At Rutgers (11/29), rushed nine times for 86 yards with two touchdowns. Broke the Penn State career touchdowns and career rushing touchdowns records.

**AS A JUNIOR (2024),** named All-Big Ten honorable mention by the coaches and media as a running back and a return specialist. Appeared in 15 games with 12 starts and recorded 172 carries for 1,099 yards with 12 touchdowns on the ground, while adding 41 catches for 375 yards with five receiving scores. Posted 14 kickoff returns for 331 yards with a long return of 66 yards. Led the Big Ten in all-purpose yardage (1,805; 7th nationally), while finishing third in yards from scrimmage (1,474; 19th), fourth in yards per carry (6.3), tied for fifth in rushing touchdowns (12) and sixth in rushing yardage (1,099).
• Against Maryland (11/30), totaled 87 yards and a pair of touchdowns on 13 carries.
• Against Oregon (12/7), recorded 105 rushing yards on 10 carries, including a 41-yard scamper in the first quarter. Added 43 receiving yards and a touchdown on four catches, including a 22-yard receiving score in the first quarter.
• Against Notre Dame (1/9), posted 84 yards and three touchdowns on 15 carries. The three rushing scores matched a career high. Scored on a five-yard run in the second quarter and added a pair of seven-yard touchdown rushes in the fourth quarter.

**AS A SOPHOMORE (2023),** earned third-team All-Big Ten honors from the coaches and media as a running back and honorable mention honors from the coaches and media as a return specialist. Appeared in 13 games with seven starts and notched 171 rushes for 752 yards with eight touchdowns. Posted 26 catches for 308 yards with two touchdowns. Tallied 13 kick returns for 313 yards (24.1) with a long return of 51 yards. Ranked third in the Big Ten in all-purpose yards (105.6) and tied for fifth in rushing touchdowns (eight). Was an Academic All-Big Ten honoree.
• Against Delaware (9/9), scored a career-high three rushing touchdowns. Rushed for 47 yards and added an 18-yard reception. Found the end zone on a two-yard rush on Penn State's opening drive and scored on a pair of five-yard runs in the second quarter.
• At Michigan State (11/24), finished with 118 yards on 18 carries with a touchdown. Caught two passes out of the backfield for 68 yards. Scored on a 14-yard rush in the fourth quarter. Had a 53-yard reception in the first quarter, his longest career reception.
• Against Ole Miss (12/30), rushed for 50 yards on eight carries and added four receptions for a career-high 86 yards with a touchdown. Hauled in a 48-yard touchdown reception in the second quarter.

**AS A TRUE FRESHMAN (2022),** named the Big Ten Thompson-Randle El Freshman of the Year. Earned Associated Press Big Ten Newcomer of the Year honors. Picked up FWAA Freshman All-America laurels as an all-purpose player. Tabbed All-Big Ten third team by the coaches and media as a running back after appearing in all 13 games with eight starts. Led the team with 1,061 yards rushing on 156 carries with 12 touchdowns. Posted seven 40-plus yard runs with five of those resulting in touchdowns. Had five games with multi-touchdown rushes and four 100-yard rushing games. Added 11 receptions for 85 yards with a score. Also handled returning kickoffs, logging 14 returns for 349 yards with a 100-yard touchdown.
• Against Ohio (9/10), ran for a career-high 179 yards on 10 carries with two touchdowns. Scored on a 70-yard run in the first quarter, his first career touchdown. Added a 44-yard touchdown in the third quarter. Finished with 219 all-purpose yards (179 rushing, 40 kick return).
• At Auburn (9/17), recorded 10 rushes for 124 yards with two touchdowns. Scored on a 54-yard run in the fourth quarter and a one-yard run in the third quarter.
• Against Maryland (11/12), averaged 11.1 yards per carry on 11 rushes, totaling 122 yards and two scores. His touchdowns came on 45-yard and 27-yard carries in the first half.
• Graduated with a degree in recreation, park and tourism management in the Fall of 2025 from Penn State.

### PERSONAL:

• Attended Governor Mifflin (Shillington, Pa.) High School and holds the Berks County record with 6,326 rushing yards and 116 touchdowns. Named Berks County MVP as a junior and senior.
• Named the 2021 Gatorade National Player of the Year and earned the Maxwell Football Club's 2021 National Offensive Player of the Year. Was selected to play in the 2022 All-American Bowl.
• As a senior (2021), rushed for 2,059 yards with 44 rushing touchdowns. Had four receptions for 98 yards with two scores while returning a kickoff for a touchdown as well. The team captain led Governor Mifflin to a District 5A title.
• As a junior (2020), gained 1,311 yards on 107 carries while scoring 22 touchdowns.
• As a sophomore (2019), posted 1,690 yards on 180 attempts with 32

touchdowns.
• As a freshman (2018), tallied 1,266 yards to go along with 24 scores.
• Had a 3.51 GPA at Governor Mifflin and was named to the Berks County all-academic team.
• Also starred in track and field, participating in the 100m, 200m and 4x100 relay. Was an all-county selection in the 100m and 200m. Participated in the shot put as a junior.
• Son of Nicole and Timmy Singleton. Has a sister, Zhane, and two brothers, Christian and Sean.
• Follow Singleton on Instagram at @nick.singleton10 and on X at @nicksingletonn.
• Born Nicholas Sean-Gaylor Singleton on Jan. 6, 2004 in Brooklyn, N.Y.

## NICK SINGLETON'S NFL REGULAR SEASON RUSHING/RECEIVING STATISTICS

| | | | | RUSHING | | | | | RECEIVING | | | | |
|---|---|---|---|---|---|---|---|---|---|---|---|---|---|
| DATE | TEAM | GP | GS | NO. | YDS. | AVG. | LG | TD | NO. | YDS. | AVG. | LG | TD |
| 2026 | Titans | 3 | 0 | 7 | 12 | 1.7 | 6 | 0 | 0 | 0 | 0.0 | 0 | 0 |
| NFL TOTALS | | 3 | 0 | 7 | 12 | 1.7 | 6 | 0 | 0 | 0 | 0.0 | 0 | 0 |

## NICK SINGLETON'S NFL REGULAR SEASON RETURN STATISTICS

| | | KICKOFF RETURNS | | | | | PUNT RETURNS | | | | | |
|---|---|---|---|---|---|---|---|---|---|---|---|---|
| DATE | TEAM | RET. | YDS. | AVG. | LG | TD | NO. | FC | YDS. | AVG. | LG | TD |
| 2026 | Titans | 0 | 0 | 0.0 | 0 | 0 | 0 | 0 | 0 | 0.0 | 0 | 0 |
| NFL TOTALS | | 0 | 0 | 0.0 | 0 | 0 | 0 | 0 | 0 | 0.0 | 0 | 0 |

## SINGLE-GAME HIGHS: RUSHING/RECEIVING

| | |
|---|---|
| Rush Attempts | 4 (vs. Philadelphia Eagles, Sep 20, 2026) |
| Rushing Yards | 10 (vs. Philadelphia Eagles, Sep 20, 2026) |
| Longest Runs | 6 (vs. Philadelphia Eagles, Sep 20, 2026) |
| All-Purpose Yards | 10 (vs. Philadelphia Eagles, Sep 20, 2026) |
| Scrimmage Yards | 10 (vs. Philadelphia Eagles, Sep 20, 2026) |

## 2026 GAME-BY-GAME REGULAR-SEASON STATISTICS (TITANS)

| | | | RUSHING | | | | | RECEIVING | | | | | | |
|---|---|---|---|---|---|---|---|---|---|---|---|---|---|---|
| DATE | OPPONENT | P/S | NO. | YDS. | AVG. | LG | TD | NO. | YDS. | AVG. | LG | TD | W/L | SCORE |
| 09/13 | Jets | | | | | | INACTIVE | | | | | | L | 10-23 |
| 09/20 | Eagles | P | 4 | 10 | 2.5 | 6 | 0 | 0 | 0 | 0.0 | 0 | 0 | L | 20-24 |
| 09/27 | at Giants | P | 0 | 0 | 0.0 | 0 | 0 | 0 | 0 | 0.0 | 0 | 0 | L | 7-12 |
| 10/04 | at Ravens | P | 3 | 2 | 0.7 | 2 | 0 | 0 | 0 | 0.0 | 0 | 0 | L | 18-24 |
| 10/11 | Texans | | | | | | INACTIVE | | | | | | L | 3-26 |
| 10/18 | at Colts | | | | | | INACTIVE | | | | | | W | 26-20 |
| 10/25 | Browns | | | | | | INACTIVE | | | | | | L | 24-27 |
| 2026 TOTALS | | 3-0 | 7 | 12 | 1.7 | 6 | 0 | 0 | 0 | 0.0 | 0 | 0 | 1-6 | |

# PETER SKORONSKI

**GUARD ★ 6'4" ★ 330 LBS**

**COLLEGE:** NORTHWESTERN ★ **HOMETOWN:** PARK RIDGE, ILL.
**NFL EXPERIENCE (NFL/TITANS):** 4/4 ★ **ACQUIRED:** D1-'23
**GAMES PLAYED/GAMES STARTED:** 55/55(Playoffs: 0/0)

**77**

**PRO:** The Titans selected Northwestern's Peter Skoronski with the 11th overall pick in the 2023 NFL Draft. The 6-foot-4-inch, 330-pound offensive lineman brings outstanding technique, athleticism and physicality to his position. While he was a three-year starter at left tackle in college, he possessed the versatility to make the move inside to guard, where he has started 48 games over his first three seasons. Skoronski played every offensive snap over his last two campaigns. A native of Park Ridge, Ill., Skoronski did not miss a game or a start in his three seasons at Northwestern, appearing in 33 contests at left tackle.

## TITANS TIDBITS:

• His grandfather, Bob Skoronski, was a left tackle for the Green Bay Packers, playing nine total seasons with the franchise. He missed two seasons while serving in the U.S. Air Force. He was a permanent offensive captain for the Packers under Vince Lombardi from 1964 to 1968 and played on five NFL championship teams. In 1976, he was inducted into the Packers Hall of Fame.
• Among all offensive linemen at the 2023 NFL Scouting Combine, Skoronski placed second in the vertical jump (34.50 inches), second in the broad jump (9 feet 7 inches), fifth in the bench press (30 reps) and ninth in the 10-yard split (1.75 seconds).
• Skoronski is a die hard Tottenham Hotspur and Chicago White Sox fan.
• Has a black lab named Slim.
• Minored in history in college and considers himself a "history nerd."
• Enjoys country music and names Luke Combs, Tim McGraw and Darius Rucker among his favorites.
• Fan of the TV show "The Office."

## CAREER TRANSACTIONS:

• The Park Ridge, Ill., native was selected by the Titans in the first round (11th overall) of the 2023 NFL Draft.

## SEASON RECAPS:

**2026 (7/7):**
• Against N.Y. Jets (9/13), started at left guard.
• Against Philadelphia (9/20), made his 50th career start at left guard in his 50th career game and helped open holes for Titans' ball carriers to gain 122 yards on the ground.
• At N.Y. Giants (9/27), started at left guard and was a part of an offensive line that did not allow a sack on 36 pass attempts.
• At Baltimore (10/4), started at left guard.
• Against Houston (10/11), started at left guard.
• At Indianapolis (10/18), started at left guard and was a member of an offensive front that did not allow a sack in the contest.
• Against Cleveland (10/25), started at left guard and opened holes for Titans' ball carriers to gain 141 yards on the ground, including 129 rush yards with three touchdowns from Tony Pollard.

**2025 (17/17):** Started all 17 games at left guard for the second consecutive season. Played 100 percent of the team's offensive snaps in 2025.
• At Arizona (10/5), started at left guard and helped protect for an offense that amassed 327 total yards and scored 16 points in the fourth quarter of a 22-21 comeback victory.
• At Cleveland (12/7), started at left guard and opened holes for Titans' ball carriers to gain 184 rushing yards, including a career-high 161 yards on the ground by Tony Pollard. Part of an offensive front that allowed just one sack on 28 pass attempts.
• At San Francisco (12/14), started at left guard and was a part of an offensive front that did not allow a sack on 29 pass attempts. Helped open holes for a rushing attack that amassed 136 yards on the ground on 20 carries, including 104 yards from Tony Pollard.
• Against Kansas City (12/21), started at left guard and blocked for a Titans' offense that accumlated a season-best 376 total yards. Opened holes for Titans' ball carriers to amass 164 yards on the ground, including 102 yards from Tony Pollard for his third consecutive 100-yard-plus rushing performance.

**2024 (17/17):** Registered 17 starts at left guard for the first time in his career. Did not miss an offensive snap during his second NFL season.
• At Chicago (9/8), started at left guard and helped open holes for Titans' ball carriers to gain 140 rushing yards on 26 carries with a touchdown.
• At Miami (9/30), started at left guard and cleared the way for Titans' rushers to gain 142 yards on the ground with a pair of rushing scores.
• Against Indianapolis (10/13), started at left guard and was a member of an offensive front that did not allow a sack on 27 pass attempts.
• At Detroit (10/27), started at left guard and helped open holes for Titans' rushers to gain 158 yards on the ground.
• Against New England (11/3), started at left guard and helped pave the way for Titans' ball carriers to amass 167 yards on the ground.
• At Houston (11/24), started at left guard and blocked for an offense that amassed 369 total yards, including 132 yards on the ground.

**2023 (14/14):** Started 14 games at left guard as a rookie and helped open holes for Derrick Henry to finish second in the NFL with 1,167 rushing yards. Was inactive for three contests. Made his NFL debut and his first career start at New Orleans (9/10/23).
• At New Orleans (9/10), started at left guard in his first career NFL contest.
• At Indianapolis (10/8), returned to the lineup as a starter at left guard and was a part of an offensive line that allowed just one sack on 35 pass attempts.
• Against Atlanta (10/29), started at left guard and protected for an offensive unit that accumulated 375 total yards, including a 101-yard rushing performance by Derrick Henry. Helped give rookie quarterback Will Levis time to amass 238 passing yards with four touchdown tosses in his first career start.
• Against Indianapolis (12/3), started at left guard and helped open holes for Titans' ball carriers to gain 177 yards on the ground, including 102 yards and two rushing scores from Derrick Henry.
• At Miami (12/11), started at left guard and protected for an offense that amassed a season-best 403 total yards, including a career-high 327 passing yards for Will Levis.
• Against Seattle (12/24), started at left guard and helped open holes for Titans' rushers to gain 162 yards on the ground.
• Against Jacksonville (1/7), started at left guard and helped block for Titans' ball carriers to gain 175 yards on the ground, including a season-high 153 rushing yards by Derrick Henry.

## COLLEGE:

• Skoronski started all 33 games at left tackle during his career at Northwestern without missing a game. He earned second-team All-Big Ten honors as a freshman and first-team recognition in each of the next two seasons. He became the first offensive lineman in program history to earn two All-Big Ten first-team awards. He became Northwestern's highest draft selection since guard Chris Hinton went to Denver with the fourth pick in 1983, and he was the 11th player in program history to be picked in the first round.
• As a junior (2022), named the Rimington-Pace Big Ten Offensive Lineman of the Year—the first ever by a Northwestern lineman—after starting all 12 games at left tackle. He was the first player in school history to become a unanimous first-team All-American and was named first-team All-Big Ten by coaches and media. He finished as a finalist for the 2022 Outland Trophy, recognizing the nation's best college interior lineman on both offense and defense. He finished the season with PFF's highest pass-blocking grade in the country at 93.0 after allowing six pressures on 480 pass-blocking snaps. His 79.1 PFF run-blocking grade placed fifth among all qualifying Power 5 tackles.
• As a sophomore (2021), started all 12 games at left tackle and helped pave the way for Evan Hull's 1,000-yard rushing season. He was named first-team All-Big Ten by the league's coaches and second-team All-Big Ten by the media.
• As a true freshman (2020), started all nine contests during a COVID-19 shortened campaign and anchored the left side of a line that helped the Wildcats make a 2020 Big Ten Championship Game appearance. He was

named second-team All-Big Ten. Additionally, he earned True Freshman All-American recognition by 247Sports as the highest-graded true first-year performer in the Big Ten among all positions. He helped pave the way for 16 rushing touchdowns and a 162.8 rushing yards per game average and helped the offensive line allow only 1.29 sacks per game in the Big Ten regular season, the third fewest in the conference.
• Majored in economics at Northwestern.

**PERSONAL:**
• Attended Maine South (Park Ridge, Ill.) High School, where he was a four-star prospect, the No. 4 center nationally and the No. 2 player in Illinois, according to 247Sports. He was a three-year letter winner and 2019 team captain who recorded 173 pancakes in three seasons with the Hawks.
• Earned All-State honors in 2018 and 2019 and was a three-time All-Conference and All-Area selection.
• Led Maine South to back-to-back-to-back CSL conference championships and was a member of the 2016 state champion team.
• Lettered three times in basketball and three times in track and field (shot put and discus) and was a National Honor Society member.
• Parents are Anne and Bob.
• Siblings are Elizabeth and Robbie.
• Follow Skoronski on X at @pskoronski and on Instagram at @peterskoronski.
• Born Peter Joseph Skoronski on July 31, 2001 in Chicago, Ill.

**PETER SKORONSKI'S NFL REGULAR SEASON STATISTICS**

| DATE | TEAM | GP | GS |
|---|---|---|---|
| 2023 | Titans | 14 | 14 |
| 2024 | Titans | 17 | 17 |
| 2025 | Titans | 17 | 17 |
| 2026 | Titans | 7 | 7 |
| NFL TOTALS | | 55 | 55 |

**2026 GAME-BY-GAME REGULAR-SEASON STATISTICS (TITANS)**

| DATE | OPPONENT | P/S | | W/L | SCORE |
|---|---|---|---|---|---|
| 09/13 | Jets | S | | L | 10-23 |
| 09/20 | Eagles | S | | L | 20-24 |
| 09/27 | at Giants | S | | L | 7-12 |
| 10/04 | at Ravens | S | | L | 18-24 |
| 10/11 | Texans | S | | L | 3-26 |
| 10/18 | at Colts | S | | W | 26-20 |
| 10/25 | Browns | S | | L | 24-27 |
| 2026 TOTALS | | 7-7 | | 1-6 | |

# JOEY SLYE

**KICKER ★ 5'11" ★ 228 LBS**

**COLLEGE:** VIRGINIA TECH ★ **HOMETOWN:** NORTH STAFFORD, VA.
**NFL EXPERIENCE (NFL/TITANS):** 8/2 ★ **ACQUIRED:** UFA (NE)-'25
**GAMES PLAYED/GAMES STARTED:** 118/0(Playoffs: 0/0)

6

## CAREER HIGHLIGHTS

• In 2024, Slye connected on a 63-yard field goal as a member of the New England Patriots. The 63-yarder tied for the fourth-longest field goal in NFL history. Slye became one of nine NFL players to have two 60-yard field goals in a career (connected on a 61-yarder in 2023).
• Slye holds the franchise record for longest field goal for the New England Patriots (64 yards) and Washington Commanders (61 yards).
• In November 2022, Slye was named the NFC Special Teams Player of the Month after finishing 10 for 10 on field goals and seven of eight on extra points as a member of the Washington Commanders.

**PRO:** The Titans signed Joey Slye during the 2025 offseason to add a strong leg and veteran experience to the kicking game. Prior to arriving in Tennessee, the 5-foot-11-inch, 228-pounder appeared in 95 games over six seasons with the Carolina Panthers (2019-20), Houston Texans (2022), San Francisco 49ers (2022), Washington Commanders (2022-23) and New England Patriots (2024). In his first season with the Titans in 2025, Slye connected on 28 field goals, including a franchise record nine kicks of 50-plus yards. The Virginia Tech product has also spent time with the N.Y. Giants and Jacksonville Jaguars.

## TITANS TIDBITS:

• Slye lost his older brother, A.J., to leukemia. Slye has a tattoo on his right shoulder that shows a picture of he and A.J. the last time they played football together in high school at North Stafford. The Slye family started the SlyeStrong#6 Foundation in honor of A.J. Every year, the foundations hosts a handful of events and charity drive to benefit hospitals and families navigating a cancer diagnoses. The Foundation also gives out six $2,000 scholarships.
• While he was growing up, Slye's father worked for the United States Air Force so the family moved around a lot living in New Mexico, California and Montana before settling in Virginia.

## CAREER TRANSACTIONS:

• The North Stafford, Va., native was originally signed by the N.Y. Giants as a rookie free agent on May 6, 2019.
• Waived by the Giants on May 14, 2019.
• Signed by the Giants as a free agent on July 24, 2019.
• Released by the Giants on July 27, 2019.
• Signed by the Carolina Panthers as a free agent on Aug. 1, 2019.
• Released by the Panthers on Aug. 28, 2021.
• Signed by the Houston Texans to the team's practice squad on Sept. 7, 2021.
• Activated from the Texans' practice squad to the active roster standard elevation on Sept. 11, 2021.
• Activated from the Texans' practice squad to the active roster standard elevation on Sept. 18, 2021.
• Signed by the Texans to the active roster from the practice squad on Sept. 23, 2021.
• Released by the Texans on Sept. 30, 2021.
• Signed by the San Francisco 49ers as a free agent on Oct. 5, 2021.
• Released by the 49ers on Nov. 2, 2021.
• Signed by the Washington Commanders as a free agent on Nov. 9, 2021.
• Signed by the Jacksonville Jaguars as an unrestricted free agent on March 18, 2024.
• Released by the Jaguars on April 30, 2024.
• Signed by New England Patriots as a free agent on May 2, 2024.
• Signed by the Titans as an unrestricted free agent on March 24, 2025.

## SEASON RECAPS:

**2026 (7/0 - Tennessee):**
• Against N.Y. Jets (9/13), connected on his lone field goal (42) and only extra point chance. Cut the Jets' lead to 7-3 with a 42-yard field goal in the opening stanza.
• Against Philadelphia (9/20), nailed both of his field goals (37, 33) and both extra points. Cut the Eagles' lead to 14-10 with a 37-yard field goal as time expired in the first half. Gave the Titans a 20-17 lead with a 33-yard field goal with 1:56 remaining in the game.
• At N.Y. Giants (9/27), connected on his lone extra point attempt. Missed a 59-yard field goal late in the first half.
• At Baltimore (10/4), made good on his lone field goal (33) and his only extra point chance. Nailed a 33-yard field goal midway through the third quarter.
• Against Houston (10/11), connected on his lone field goal attempt (30). Gave the Titans an early 3-0 lead with a 30-yard field goal early in the first quarter.
• At Indianapolis (10/18), nailed all four field goal attempts (29, 56, 49, 44) and both extra points. Registered his ninth career game with at least four field goals. Got the Titans on the scoreboard with a 29-yard field goal in the third quarter. Cut the Colts' lead to 13-6 by booming a 56-yard field goal late in the third stanza. Gave the Titans a 23-20 lead with a 49-yard field goal with 2:03 remaining in the game. Increased the Titans advantage to 26-20 with a 44-yard field goal with 43 seconds left to play.
• Against Cleveland (10/25), made good on his lone field goal (29) and all three extra point chances. Punted once for 42 yards after Tommy Townsend left the game with an injury in the second quarter. Delivered a 42-yard punt that was downed at the Browns' 18-yard line in the third quarter. Evened the score at 17-17 with a 29-yard field goal in the fourth quarter.

**2025 (16/0 - Tennessee):** Played in 16 games in his first season with the Titans. Connected on 28 of 35 field goals and 26 of 27 extra point chances. With 110 points in 2025, reached the 100-point mark on the season for the fourth time in his career. Collected a career-high five special teams tackles. Was inactive for one contest. Booted nine field goals of 50-plus yards in 2025, setting the franchise record for the most field goals of 50-plus yards in a season. Registered his first career game-winning field goal (at ARZ). Led the team in special teams tackles twice in 2025 (vs. IND, vs. JAX).
• At Denver (9/7), made his Titans debut and connected on all four field goals (50, 33, 42, 35). It was Slye's sixth career game with four or more made field goals.
• Against L.A. Rams (9/14), made good on all four field goals (55, 37, 57, 35) and his lone extra point chance. Became the first player in franchise history to record two field goals of 55-plus yards in the same game. For the first time in his career, he recorded back-to-back performances with four field goals. Nailed a 55-yard field goal to cut the Rams' lead to 7-3 in the second quarter. Connected on a 57-yard field goal, the second-longest in franchise history, to give the Titans' a 16-13 advantage in the third stanza.
• Against Indianapolis (9/21), joined Rob Bironas (2009) as the team's only kickers in the "Titans era" (since 1999) to register three consecutive games with at least one field goal of 50-plus yards.
• At Arizona (10/5), saw action in his 100th career regular season contest and nailed all three field goal attempts (44, 51, 29), including his first career game-winning kick. Made good on one of two extra point chances. Gave the Titans a 22-21 victory with his first career game-winning field goal from 29 yards out as time expired in regulation.
• Against Houston (11/16), connected on both field goals (56, 47) and his lone extra point chance. The 56-yarder was Slye's seventh of the season of at least 50 yards, joining him with Stephen Gostkowski (seven in 2020) as the only kickers in franchise history to do so in a single season.
• Against New Orleans (12/28), made good on all four field goal attempts (50, 38, 28, 58) and both extra point chances. Set the franchise record for the most field goals of 50-plus yards in a season. Gave the Titans an early 3-0 lead with a 50-yard field goal in the first quarter. Nailed a season-best 58-yard kick to give the Titans' a 26-20 advantage early in the final stanza. The field goal tied for the third-longest field goal of his career and the second-longest field goal in Titans/Oilers history.

**2024 (17/0 - New England):** Played in all 17 games and connected on 26 of

33 field goal attempts and 25 of 26 extra point attempts for a total of 103 points.
• At Cincinnati (9/8), connected on all three field goal attempts (32, 35, 37) in his Patriots debut.
• At San Francisco (9/29), set a franchise record and career-long with a 63-yard field goal at the end of the second quarter. The 63-yarder tied for the fourth-longest field goal in NFL history. Became one of nine NFL players to have two 60-yard field goals in a career. Registered his third-career game with two field goals of 50 or more yards.
• At Chicago (11/10), connected on all four field goal attempts (30, 37, 25 and 33), the fifth time in his career that he has connected on four field goals in a game.
• Against Buffalo (1/5), made good on all three field goal attempts from 40-plus yards (41, 42 and 50). Added two extra points.

**2023 (17/0 - Washington):** Saw action in all 17 games and handled all kickoffs, field goals and extra points for the Commanders. Connected on 19 of 24 field goals and 32 of 35 extra points for 89 points. Also had 64 touchbacks on 69 kickoffs.
• Against Philadelphia (10/29), connected on a then career-long 61-yard field goal which set a new franchise record for Washington.

**2022 (17/0 - Washington):** Played in all 17 games and handled kickoffs, field goals and extra points. Connected on 25 of 30 field goals and 24 of 28 extra points. Had 60 touchbacks on 74 kickoffs. Was NFC Special Teams Player of the Week for his performance at Philadelphia. Named NFC Special Teams Player of the Month for November after finishing 10 for 10 on field goals and seven of eight on extra points.
• At Philadelphia (11/14), helped lead Washington to a win against their division rival after connecting on all four field goals, including a 55- and 58-yard field goal.
• At Houston (11/20), was a perfect three for three on field goal attempts and two for two on extra points.

**2021 (3/0 - Houston; 3/0 - San Francisco; 6/0 - Washington):** Spent the offseason with the Carolina Panthers. Began the season on the Texans' practice squad where he was elevated for three games before being signed by the 49ers. Appeared in three games for the 49ers where he connected on seven of eight field goal attempts and two of four extra point attempts. Finished the season with the Commanders and appeared in six games and connected on all 12 field goal attempts and nine of 10 extra point attempts. Spent four weeks on injured reserve with the Commanders.
• Against Jacksonville (9/12), connected on all three field goals and all four extra point chances in the victory for the Texans.

**2020 (16/0 - Carolina):** Played in all 16 games and connected on 29 of 36 field goals and 33 of 36 extra point attempts for a total of 120 points. Also had 71 touchbacks on 78 kickoffs.
• Against Las Vegas (9/13), made all three field goal attempts in the season opener.
• At L.A. Chargers (9/27), connected on a career-high five field goal attempts (29, 24, 30, 22, 31).

**2019 (16/0 - Carolina):** Played in all 16 games and made 25 of 32 field goal attempts and 31 of 35 extra point attempts for 106 total points. Also handled kickoff duties with 66 of 69 kicks going for touchbacks.
• Against L.A. Rams (9/8), made his NFL debut. Missed his first career field goal from 53 yards out but connected on the next two from 46 and 52 yards out while making all three of his extra point attempts.
• Against Tampa Bay (9/12), went a perfect four for four on field goal attempts, including a 54-yarder and 51-yarder.
• At Houston (9/29), made all three field goal attempts, including a 55-yarder in the win. Named NFC Special Teams Player of the Week for his efforts.

## COLLEGE:

• Played four seasons at Virginia Tech (2014-17), where he made 78 of 108 field goal attempts (72.2 percent) and 169 of 172 extra point attempts (98.3 percent). Opted to join the team as a walk-on over a scholarship offer from James Madison.
• As a senior (2017), played in 11 games and went 15 of 22 on field goals with a long of 50 yards and 37 for 37 on extra point attempts for 82 total points. Had 63 kickoffs with 53 touchbacks.
• As a junior (2016), named first-team All-ACC by the league coaches after playing in all 14 games and connecting on 20 of 27 field goals with a long of 47 yards and went 58 of 59 on extra point attempts. Had 93 kickoffs with 73 touchbacks. Scored 118 total points on the season.
• As a sophomore (2015), played in all 13 games and logged 116 plays on special teams during the regular season. Connected on 23 of 30 field goal attempts and 41 of 42 extra point attempts. Had 71 kickoffs for 51 touchbacks.
• As a freshman (2014), played in all 13 games and went 20 for 28 on field goals with a long of 49 yards and was 33 for 34 on extra point attempts.
• Graduated with a degree in human nutrition, foods and exercise from Virginia Tech in Dec. 2017.

## PERSONAL:

• Attended North Stafford (Virginia) High School where he lettered in football all four years.
• Connected on four field goals as a senior, including a 46-yarder.
• Earned all-conference, all-region, all-state and all-area honors as a kicker and linebacker.
• Named The Free Lance-Star's male high school athlete of the year.
• Played soccer for three years, helping lead his team to a state title. Also finished all-state in both shot put and discus during his only high school track season.
• Son of David and Laura Slye.
• Married to wife, Brittaney. The two welcomed their first child, Palmer Memphis in November 2024.
• Follow Slye on Instagram at @joey_slye.
• Born Joseph David Slye on April 10, 1996 in Albuquerque, N.M.

### JOEY SLYE'S NFL REGULAR SEASON KICKING STATISTICS

| DATE | TEAM | GP | FGM | FGA | PCT. | LG | XP | XPA | PCT. | BLK | PTS |
|---|---|---|---|---|---|---|---|---|---|---|---|
| 2019 | Panthers | 16 | 25 | 32 | 78.1 | 55 | 31 | 35 | 88.6 | 1 | 106 |
| 2020 | Panthers | 16 | 29 | 36 | 80.6 | 56 | 33 | 36 | 91.7 | 1 | 120 |
| 2021 | Texans | 3 | 4 | 5 | 80.0 | 53 | 7 | 8 | 87.5 | 1 | 19 |
| | Went from **Houston** to **San Francisco**. | | | | | | | | | | |
| 2021 | 49ers | 3 | 7 | 8 | 87.5 | 56 | 2 | 4 | 50.0 | 0 | 23 |
| | Went from **San Francisco** to **Washington**. | | | | | | | | | | |
| 2021 | Football Team | 6 | 12 | 12 | 100.0 | 55 | 9 | 10 | 90.0 | 0 | 45 |
| 2021 | TOTAL | 12 | 23 | 25 | 92.0 | 56 | 18 | 22 | 81.8 | 1 | 87 |
| 2022 | Commanders | 17 | 25 | 30 | 83.3 | 58 | 24 | 28 | 85.7 | 0 | 99 |
| 2023 | Commanders | 17 | 19 | 24 | 79.2 | 61 | 32 | 35 | 91.4 | 1 | 89 |
| 2024 | Patriots | 17 | 26 | 33 | 78.8 | 63 | 25 | 26 | 96.2 | 1 | 103 |
| 2025 | Titans | 16 | 28 | 35 | 80.0 | 58 | 26 | 27 | 96.3 | 1 | 110 |
| 2026 | Titans | 7 | 10 | 11 | 90.9 | 56 | 10 | 10 | 100.0 | 0 | 40 |
| **NFL TOTALS** | | **118** | **185** | **226** | **81.9** | **63** | **199** | **219** | **90.9** | **6** | **754** |

## JOEY SLYE'S NFL REGULAR SEASON FIELD-GOAL ACCURACY STATISTICS

| DATE | TEAM | 1-19 | PCT. | 20-29 | PCT. | 30-39 | PCT. | 40-49 | PCT. | 50+ | PCT. |
|---|---|---|---|---|---|---|---|---|---|---|---|
| 2019 | Panthers | 0-0 | 0.0 | 4-5 | 80.0 | 5-5 | 100.0 | 8-11 | 72.7 | 8-11 | 72.7 |
| 2020 | Panthers | 0-0 | 0.0 | 11-12 | 91.7 | 10-10 | 100.0 | 7-8 | 87.5 | 1-6 | 16.7 |
| 2021 | Texans | 0-0 | 0.0 | 2-2 | 100.0 | 0-0 | 0.0 | 1-2 | 50.0 | 1-1 | 100.0 |
| | | | | Went from **Houston** to **San Francisco**. | | | | | | | |
| 2021 | 49ers | 0-0 | 0.0 | 1-1 | 100.0 | 2-2 | 100.0 | 2-3 | 66.7 | 2-2 | 100.0 |
| | | | | Went from **San Francisco** to **Washington**. | | | | | | | |
| 2021 | Football Team | 0-0 | 0.0 | 6-6 | 100.0 | 3-3 | 100.0 | 2-2 | 100.0 | 1-1 | 100.0 |
| 2021 | TOTAL | 0-0 | 0.0 | 9-9 | 100.0 | 5-5 | 100.0 | 5-7 | 71.4 | 4-4 | 100.0 |
| 2022 | Commanders | 1-1 | 100.0 | 8-8 | 100.0 | 4-5 | 80.0 | 8-10 | 80.0 | 4-6 | 66.7 |
| 2023 | Commanders | 0-0 | 0.0 | 2-3 | 66.7 | 7-7 | 100.0 | 7-9 | 77.8 | 3-5 | 60.0 |
| 2024 | Patriots | 0-0 | 0.0 | 5-6 | 83.3 | 10-11 | 90.9 | 5-7 | 71.4 | 6-9 | 66.7 |
| 2025 | Titans | 0-0 | 0.0 | 6-6 | 100.0 | 6-6 | 100.0 | 7-9 | 77.8 | 9-14 | 64.3 |
| 2026 | Titans | 0-0 | 0.0 | 2-2 | 100.0 | 4-4 | 100.0 | 3-3 | 100.0 | 1-2 | 50.0 |
| **NFL TOTALS** | | **1-1** | **100.0** | **47-51** | **92.2** | **51-53** | **96.2** | **50-64** | **78.1** | **36-57** | **63.2** |

## SINGLE-GAME HIGHS: KICKER

| | |
|---|---|
| **Field Goals Made** | 5 (at Los Angeles Chargers, Sep 27, 2020) |
| **Field Goal Attempts** | 5 (4 times, last vs. Indianapolis Colts, Dec 01, 2024) |
| **Longest Field Goals Made** | 63 (at San Francisco 49ers, Sep 29, 2024) |
| **Longest Field Goal Attempts** | 68 (vs. Indianapolis Colts, Dec 01, 2024) |
| **PATs Made** | 5 (at Arizona Cardinals, Sep 22, 2019) |
| **PAT Attempts** | 5 (2 times, last vs. Jacksonville Jaguars, Oct 06, 2019) |
| **Points** | 15 (at Los Angeles Chargers, Sep 27, 2020) |
| **Special Teams Tackles** | 2 (vs. Indianapolis Colts, Sep 21, 2025) |
| **Kickoff Average** | 66.8 (at New Orleans Saints, Oct 25, 2020) |
| **Extra Point Attempt Percentage** | 100.0 (at Arizona Cardinals, Sep 22, 2019) |
| **Field Goal Percentage** | 100.0 (8 times, last at Indianapolis Colts, Oct 18, 2026) |
| **Touchbacks** | 8 (2 times, last vs. Jacksonville Jaguars, Sep 12, 2021) |

## 2019 GAME-BY-GAME REGULAR-SEASON STATISTICS (PANTHERS)

| | | | FIELD GOALS | | | | EXTRA POINTS | | | | | | |
|---|---|---|---|---|---|---|---|---|---|---|---|---|---|
| DATE | OPPONENT | | FGM | FGA | PCT | LG | XP | XPA | PCT | BLK | PTS | W/L | SCORE |
| 09/08 | Rams | P | 2 | 3 | 66.7 | 52 | 3 | 3 | 100.0 | 0 | 9 | L | 27-30 |
| 09/12 | Buccaneers | P | 4 | 4 | 100.0 | 54 | 0 | 0 | 0.0 | 0 | 12 | L | 14-20 |
| 09/22 | at Cardinals | P | 1 | 1 | 100.0 | 36 | 5 | 5 | 100.0 | 0 | 8 | W | 38-20 |
| 09/29 | at Texans | P | 3 | 3 | 100.0 | 55 | 1 | 1 | 100.0 | 0 | 10 | W | 16-10 |
| 10/06 | Jaguars | P | 0 | 2 | 0.0 | 0 | 4 | 5 | 80.0 | 0 | 4 | W | 34-27 |
| 10/13 | at Buccaneers | P | 3 | 5 | 60.0 | 49 | 4 | 4 | 100.0 | 0 | 13 | W | 37-26 |
| 10/27 | at 49ers | P | 1 | 1 | 100.0 | 41 | 0 | 0 | 0.0 | 0 | 3 | L | 13-51 |
| 11/03 | Titans | P | 1 | 2 | 50.0 | 35 | 3 | 4 | 75.0 | 1 | 6 | W | 30-20 |
| 11/10 | at Packers | P | 1 | 1 | 100.0 | 50 | 1 | 1 | 100.0 | 0 | 4 | L | 16-24 |
| 11/17 | Falcons | P | 1 | 1 | 100.0 | 31 | 0 | 0 | 0.0 | 0 | 3 | L | 3-29 |
| 11/24 | at Saints | P | 2 | 3 | 66.7 | 52 | 1 | 3 | 33.3 | 0 | 7 | L | 31-34 |
| 12/01 | Redskins | P | 0 | 0 | 0.0 | 0 | 3 | 3 | 100.0 | 0 | 3 | L | 21-29 |
| 12/08 | at Falcons | P | 2 | 2 | 100.0 | 46 | 2 | 2 | 100.0 | 0 | 8 | L | 20-40 |
| 12/15 | Seahawks | P | 1 | 1 | 100.0 | 52 | 3 | 3 | 100.0 | 0 | 6 | L | 24-30 |
| 12/22 | at Colts | P | 2 | 2 | 100.0 | 50 | 0 | 0 | 0.0 | 0 | 6 | L | 6-38 |
| 12/29 | Saints | P | 1 | 1 | 100.0 | 23 | 1 | 1 | 100.0 | 0 | 4 | L | 10-42 |
| **2019 TOTALS** | | **16** | **25** | **32** | **78.1** | **55** | **31** | **35** | **88.6** | **1** | **106** | **5-11** | |

## 2020 GAME-BY-GAME REGULAR-SEASON STATISTICS (PANTHERS)

| | | | FIELD GOALS | | | | EXTRA POINTS | | | | | | |
|---|---|---|---|---|---|---|---|---|---|---|---|---|---|
| DATE | OPPONENT | | FGM | FGA | PCT | LG | XP | XPA | PCT | BLK | PTS | W/L | SCORE |
| 09/13 | Raiders | P | 3 | 3 | 100.0 | 47 | 1 | 2 | 50.0 | 0 | 10 | L | 30-34 |
| 09/20 | at Buccaneers | P | 1 | 1 | 100.0 | 23 | 2 | 2 | 100.0 | 0 | 5 | L | 17-31 |
| 09/27 | at Chargers | P | 5 | 5 | 100.0 | 31 | 0 | 1 | 0.0 | 1 | 15 | W | 21-16 |
| 10/04 | Cardinals | P | 1 | 2 | 50.0 | 27 | 4 | 4 | 100.0 | 0 | 7 | W | 31-21 |
| 10/11 | at Falcons | P | 3 | 3 | 100.0 | 39 | 2 | 2 | 100.0 | 0 | 11 | W | 23-16 |
| 10/18 | Bears | P | 3 | 4 | 75.0 | 48 | 1 | 1 | 100.0 | 0 | 10 | L | 16-23 |
| 10/25 | at Saints | P | 1 | 2 | 50.0 | 43 | 3 | 3 | 100.0 | 0 | 6 | L | 24-27 |
| 10/29 | Falcons | P | 1 | 1 | 100.0 | 39 | 2 | 2 | 100.0 | 0 | 5 | L | 17-25 |
| 11/08 | at Chiefs | P | 1 | 3 | 33.3 | 47 | 4 | 4 | 100.0 | 0 | 7 | L | 31-33 |
| 11/15 | Buccaneers | P | 1 | 1 | 100.0 | 46 | 2 | 2 | 100.0 | 0 | 5 | L | 23-46 |
| 11/22 | Lions | P | 2 | 2 | 100.0 | 56 | 2 | 2 | 100.0 | 0 | 8 | W | 20-0 |
| 11/29 | at Vikings | P | 2 | 4 | 50.0 | 40 | 3 | 3 | 100.0 | 0 | 9 | L | 27-28 |
| 12/13 | Broncos | P | 2 | 2 | 100.0 | 35 | 3 | 3 | 100.0 | 0 | 9 | L | 27-32 |
| 12/19 | at Packers | P | 3 | 3 | 100.0 | 36 | 1 | 1 | 100.0 | 0 | 10 | L | 16-24 |
| 12/27 | at Football Team | P | 0 | 0 | 0.0 | 0 | 2 | 3 | 66.7 | 0 | 2 | W | 20-13 |
| 01/03 | Saints | P | 0 | 0 | 0.0 | 0 | 1 | 1 | 100.0 | 0 | 1 | L | 7-33 |
| 2020 TOTALS | | 16 | 29 | 36 | 80.6 | 56 | 33 | 36 | 91.7 | 1 | 120 | 5-11 | |

## 2021 GAME-BY-GAME REGULAR-SEASON STATISTICS (TEXANS/49ERS/FOOTBALL TEAM)

| | | | FIELD GOALS | | | | EXTRA POINTS | | | | | | |
|---|---|---|---|---|---|---|---|---|---|---|---|---|---|
| DATE | OPPONENT | | FGM | FGA | PCT | LG | XP | XPA | PCT | BLK | PTS | W/L | SCORE |
| 09/12 | Jaguars | P | 3 | 3 | 100.0 | 40 | 4 | 4 | 100.0 | 0 | 13 | W | 37-21 |
| 09/19 | at Browns | P | 0 | 1 | 0.0 | 0 | 3 | 3 | 100.0 | 0 | 3 | L | 21-31 |
| 09/23 | Panthers | P | 1 | 1 | 100.0 | 53 | 0 | 1 | 0.0 | 0 | 3 | L | 9-24 |
| 10/03 | at Bills | | NOT ON ROSTER | | | | | | | | | L | 0-40 |
| | | | Went from **Texans** to **49ers**. | | | | | | | | | | |
| 10/10 | at Cardinals | P | 1 | 1 | 100.0 | 47 | 1 | 1 | 100.0 | 0 | 4 | L | 10-17 |
| 10/24 | Colts | P | 2 | 2 | 100.0 | 56 | 0 | 1 | 0.0 | 0 | 6 | L | 18-30 |
| 10/31 | at Bears | P | 4 | 5 | 80.0 | 52 | 1 | 2 | 50.0 | 0 | 13 | W | 33-22 |
| 11/07 | Cardinals | | NOT ON ROSTER | | | | | | | | | L | 17-31 |
| | | | Went from **49ers** to **Football Team**. | | | | | | | | | | |
| 11/14 | Buccaneers | P | 3 | 3 | 100.0 | 46 | 2 | 2 | 100.0 | 0 | 11 | W | 29-19 |
| 11/21 | at Panthers | P | 2 | 2 | 100.0 | 36 | 3 | 3 | 100.0 | 0 | 9 | W | 27-21 |
| 11/29 | Seahawks | P | 1 | 1 | 100.0 | 23 | 0 | 1 | 0.0 | 1 | 3 | W | 17-15 |
| 12/05 | at Raiders | | INJURED RESERVE | | | | | | | | | W | 17-15 |
| 12/12 | Cowboys | | INJURED RESERVE | | | | | | | | | L | 20-27 |
| 12/21 | at Eagles | | INJURED RESERVE | | | | | | | | | L | 17-27 |
| 12/26 | at Cowboys | P | 0 | 0 | 0.0 | 0 | 2 | 2 | 100.0 | 0 | 2 | L | 14-56 |
| 01/02 | Eagles | P | 3 | 3 | 100.0 | 55 | 1 | 1 | 100.0 | 0 | 10 | L | 16-20 |
| 01/09 | at Giants | P | 3 | 3 | 100.0 | 43 | 1 | 1 | 100.0 | 0 | 10 | W | 22-7 |
| 2021 TOTALS | | 12 | 23 | 25 | 92.0 | 56 | 18 | 22 | 81.8 | 1 | 87 | 7-10 | |

## 2022 GAME-BY-GAME REGULAR-SEASON STATISTICS (COMMANDERS)

| | | | FIELD GOALS | | | | EXTRA POINTS | | | | | | |
|---|---|---|---|---|---|---|---|---|---|---|---|---|---|
| DATE | OPPONENT | | FGM | FGA | PCT | LG | XP | XPA | PCT | BLK | PTS | W/L/T | SCORE |
| 09/11 | Jaguars | P | 0 | 0 | 0.0 | 0 | 2 | 2 | 100.0 | 0 | 2 | W | 28-22 |
| 09/18 | at Lions | P | 0 | 0 | 0.0 | 0 | 1 | 2 | 50.0 | 0 | 1 | L | 27-36 |
| 09/25 | Eagles | P | 0 | 0 | 0.0 | 0 | 0 | 0 | 0.0 | 0 | 0 | L | 8-24 |
| 10/02 | at Cowboys | P | 1 | 1 | 100.0 | 45 | 1 | 1 | 100.0 | 0 | 4 | L | 10-25 |
| 10/09 | Titans | P | 1 | 1 | 100.0 | 50 | 2 | 2 | 100.0 | 0 | 5 | L | 17-21 |
| 10/13 | at Bears | P | 2 | 3 | 66.7 | 38 | 0 | 0 | 0.0 | 0 | 6 | W | 12-7 |
| 10/23 | Packers | P | 3 | 4 | 75.0 | 31 | 2 | 2 | 100.0 | 0 | 11 | W | 23-21 |
| 10/30 | at Colts | P | 1 | 1 | 100.0 | 28 | 2 | 2 | 100.0 | 0 | 5 | W | 17-16 |
| 11/06 | Vikings | P | 1 | 1 | 100.0 | 44 | 2 | 2 | 100.0 | 0 | 5 | L | 17-20 |
| 11/14 | at Eagles | P | 4 | 4 | 100.0 | 58 | 2 | 2 | 100.0 | 0 | 14 | W | 32-21 |
| 11/20 | at Texans | P | 3 | 3 | 100.0 | 44 | 2 | 2 | 100.0 | 0 | 11 | W | 23-10 |
| 11/27 | Falcons | P | 2 | 2 | 100.0 | 45 | 1 | 2 | 50.0 | 0 | 7 | W | 19-13 |
| 12/04 | at Giants | P | 2 | 3 | 66.7 | 42 | 2 | 2 | 100.0 | 0 | 8 | T | 20-20 |
| 12/18 | Giants | P | 2 | 2 | 100.0 | 51 | 0 | 1 | 0.0 | 0 | 6 | L | 12-20 |
| 12/24 | at 49ers | P | 0 | 0 | 0.0 | 0 | 2 | 2 | 100.0 | 0 | 2 | L | 20-37 |
| 01/01 | Browns | P | 1 | 1 | 100.0 | 43 | 1 | 1 | 100.0 | 0 | 4 | L | 10-24 |
| 01/08 | Cowboys | P | 2 | 4 | 50.0 | 29 | 2 | 3 | 66.7 | 0 | 8 | W | 26-6 |
| 2022 TOTALS | | 17 | 25 | 30 | 83.3 | 58 | 24 | 28 | 85.7 | 0 | 99 | 8-8-1 | |

## 2023 GAME-BY-GAME REGULAR-SEASON STATISTICS (COMMANDERS)

| | | | FIELD GOALS | | | | EXTRA POINTS | | | | | | |
|---|---|---|---|---|---|---|---|---|---|---|---|---|---|
| DATE | OPPONENT | | FGM | FGA | PCT | LG | XP | XPA | PCT | BLK | PTS | W/L | SCORE |
| 09/10 | Cardinals | P | 2 | 2 | 100.0 | 33 | 2 | 2 | 100.0 | 0 | 8 | W | 20-16 |
| 09/17 | at Broncos | P | 2 | 4 | 50.0 | 49 | 3 | 3 | 100.0 | 0 | 9 | W | 35-33 |
| 09/24 | Bills | P | 1 | 1 | 100.0 | 51 | 0 | 0 | 0.0 | 0 | 3 | L | 3-37 |
| 10/01 | at Eagles | P | 1 | 1 | 100.0 | 27 | 4 | 4 | 100.0 | 0 | 7 | L | 31-34+ |
| 10/05 | Bears | P | 2 | 3 | 66.7 | 51 | 0 | 0 | 0.0 | 0 | 6 | L | 20-40 |
| 10/15 | at Falcons | P | 1 | 1 | 100.0 | 37 | 3 | 3 | 100.0 | 0 | 6 | W | 24-16 |
| 10/22 | at Giants | P | 0 | 1 | 0.0 | 0 | 1 | 1 | 100.0 | 0 | 1 | L | 7-14 |
| 10/29 | Eagles | P | 1 | 1 | 100.0 | 61 | 4 | 4 | 100.0 | 0 | 7 | L | 31-38 |
| 11/05 | at Patriots | P | 2 | 2 | 100.0 | 37 | 2 | 2 | 100.0 | 0 | 8 | W | 20-17 |
| 11/12 | at Seahawks | P | 2 | 2 | 100.0 | 49 | 2 | 3 | 66.7 | 0 | 8 | L | 26-29 |
| 11/19 | Giants | P | 2 | 2 | 100.0 | 42 | 1 | 2 | 50.0 | 0 | 7 | L | 19-31 |
| 11/23 | at Cowboys | P | 1 | 1 | 100.0 | 43 | 1 | 1 | 100.0 | 0 | 4 | L | 10-45 |
| 12/03 | Dolphins | P | 0 | 1 | 0.0 | 0 | 1 | 1 | 100.0 | 0 | 1 | L | 15-45 |
| 12/17 | at Rams | P | 0 | 0 | 0.0 | 0 | 2 | 3 | 66.7 | 1 | 2 | L | 20-28 |
| 12/24 | at Jets | P | 0 | 0 | 0.0 | 0 | 4 | 4 | 100.0 | 0 | 4 | L | 28-30 |
| 12/31 | 49ers | P | 1 | 1 | 100.0 | 47 | 1 | 1 | 100.0 | 0 | 4 | L | 10-27 |
| 01/07 | Cowboys | P | 1 | 1 | 100.0 | 36 | 1 | 1 | 100.0 | 0 | 4 | L | 10-38 |
| 2023 TOTALS | | 17 | 19 | 24 | 79.2 | 61 | 32 | 35 | 91.4 | 1 | 89 | 4-13 | |

+ - Overtime

## 2024 GAME-BY-GAME REGULAR-SEASON STATISTICS (PATRIOTS)

| | | | FIELD GOALS | | | | EXTRA POINTS | | | | | | |
|---|---|---|---|---|---|---|---|---|---|---|---|---|---|
| DATE | OPPONENT | | FGM | FGA | PCT | LG | XP | XPA | PCT | BLK | PTS | W/L | SCORE |
| 09/08 | at Bengals | P | 3 | 3 | 100.0 | 37 | 1 | 1 | 100.0 | 0 | 10 | W | 16-10 |
| 09/15 | Seahawks | P | 2 | 3 | 66.7 | 29 | 2 | 2 | 100.0 | 0 | 8 | L | 20-23+ |
| 09/19 | at Jets | P | 1 | 1 | 100.0 | 44 | 0 | 0 | 0.0 | 0 | 3 | L | 3-24 |
| 09/29 | at 49ers | P | 2 | 2 | 100.0 | 63 | 1 | 1 | 100.0 | 0 | 7 | L | 13-30 |
| 10/06 | Dolphins | P | 1 | 2 | 50.0 | 38 | 1 | 1 | 100.0 | 0 | 4 | L | 10-15 |
| 10/13 | Texans | P | 0 | 0 | 0.0 | 0 | 3 | 3 | 100.0 | 0 | 3 | L | 21-41 |
| 10/20 | at Jaguars | P | 1 | 1 | 100.0 | 41 | 1 | 1 | 100.0 | 0 | 4 | L | 16-32 |
| 10/27 | Jets | P | 1 | 1 | 100.0 | 23 | 2 | 2 | 100.0 | 0 | 5 | W | 25-22 |
| 11/03 | at Titans | P | 1 | 2 | 50.0 | 52 | 2 | 2 | 100.0 | 0 | 5 | L | 17-20+ |
| 11/10 | at Bears | P | 4 | 4 | 100.0 | 37 | 1 | 1 | 100.0 | 0 | 13 | W | 19-3 |
| 11/17 | Rams | P | 3 | 3 | 100.0 | 42 | 1 | 2 | 50.0 | 1 | 10 | L | 22-28 |
| 11/24 | at Dolphins | P | 0 | 1 | 0.0 | 0 | 1 | 1 | 100.0 | 0 | 1 | L | 15-34 |
| 12/01 | Colts | P | 3 | 5 | 60.0 | 54 | 1 | 1 | 100.0 | 0 | 10 | L | 24-25 |
| 12/15 | at Cardinals | P | 1 | 2 | 50.0 | 50 | 2 | 2 | 100.0 | 0 | 5 | L | 17-30 |
| 12/22 | at Bills | P | 0 | 0 | 0.0 | 0 | 3 | 3 | 100.0 | 0 | 3 | L | 21-24 |
| 12/28 | Chargers | P | 0 | 0 | 0.0 | 0 | 1 | 1 | 100.0 | 0 | 1 | L | 7-40 |
| 01/05 | Bills | P | 3 | 3 | 100.0 | 50 | 2 | 2 | 100.0 | 0 | 11 | W | 23-16 |
| 2024 TOTALS | | 17 | 26 | 33 | 78.8 | 63 | 25 | 26 | 96.2 | 1 | 103 | 4-13 | |

+ - Overtime

## 2025 GAME-BY-GAME REGULAR-SEASON STATISTICS (TITANS)

| | | | FIELD GOALS | | | | EXTRA POINTS | | | | | | |
|---|---|---|---|---|---|---|---|---|---|---|---|---|---|
| DATE | OPPONENT | | FGM | FGA | PCT | LG | XP | XPA | PCT | BLK | PTS | W/L | SCORE |
| 09/07 | at Broncos | P | 4 | 4 | 100.0 | 50 | 0 | 0 | 0.0 | 0 | 12 | L | 12-20 |
| 09/14 | Rams | P | 4 | 4 | 100.0 | 57 | 1 | 1 | 100.0 | 0 | 13 | L | 19-33 |
| 09/21 | Colts | P | 2 | 4 | 50.0 | 57 | 2 | 2 | 100.0 | 0 | 8 | L | 20-41 |
| 09/28 | at Texans | P | 0 | 2 | 0.0 | 0 | 0 | 0 | 0.0 | 0 | 0 | L | 0-26 |
| 10/05 | at Cardinals | P | 3 | 3 | 100.0 | 51 | 1 | 2 | 50.0 | 0 | 10 | W | 22-21 |
| 10/12 | at Raiders | | | | | | INACTIVE | | | | | L | 10-20 |
| 10/19 | Patriots | P | 2 | 2 | 100.0 | 50 | 1 | 1 | 100.0 | 0 | 7 | L | 13-31 |
| 10/26 | at Colts | P | 0 | 1 | 0.0 | 0 | 2 | 2 | 100.0 | 0 | 2 | L | 14-38 |
| 11/02 | Chargers | P | 2 | 2 | 100.0 | 49 | 2 | 2 | 100.0 | 0 | 8 | L | 20-27 |
| 11/16 | Texans | P | 2 | 2 | 100.0 | 56 | 1 | 1 | 100.0 | 0 | 7 | L | 13-16 |
| 11/23 | Seahawks | P | 1 | 1 | 100.0 | 22 | 3 | 3 | 100.0 | 0 | 6 | L | 24-30 |
| 11/30 | Jaguars | P | 1 | 1 | 100.0 | 28 | 0 | 0 | 0.0 | 0 | 3 | L | 3-25 |
| 12/07 | at Browns | P | 1 | 1 | 100.0 | 41 | 4 | 4 | 100.0 | 0 | 7 | W | 31-29 |
| 12/14 | at 49ers | P | 1 | 2 | 50.0 | 25 | 3 | 3 | 100.0 | 0 | 6 | L | 24-37 |
| 12/21 | Chiefs | P | 1 | 1 | 100.0 | 27 | 3 | 3 | 100.0 | 0 | 6 | W | 26-9 |
| 12/28 | Saints | P | 4 | 4 | 100.0 | 58 | 2 | 2 | 100.0 | 0 | 14 | L | 26-34 |
| 01/04 | at Jaguars | P | 0 | 1 | 0.0 | 0 | 1 | 1 | 100.0 | 0 | 1 | L | 7-41 |
| 2025 TOTALS | | 16 | 28 | 35 | 80.0 | 58 | 26 | 27 | 96.3 | 0 | 110 | 3-14 | |

## 2026 GAME-BY-GAME REGULAR-SEASON STATISTICS (TITANS)

| | | | FIELD GOALS | | | | EXTRA POINTS | | | | | | |
|---|---|---|---|---|---|---|---|---|---|---|---|---|---|
| DATE | OPPONENT | | FGM | FGA | PCT | LG | XP | XPA | PCT | BLK | PTS | W/L | SCORE |
| 09/13 | Jets | P | 1 | 1 | 100.0 | 42 | 1 | 1 | 100.0 | 0 | 4 | L | 10-23 |
| 09/20 | Eagles | P | 2 | 2 | 100.0 | 37 | 2 | 2 | 100.0 | 0 | 8 | L | 20-24 |
| 09/27 | at Giants | P | 0 | 1 | 0.0 | 0 | 1 | 1 | 100.0 | 0 | 1 | L | 7-12 |
| 10/04 | at Ravens | P | 1 | 1 | 100.0 | 33 | 1 | 1 | 100.0 | 0 | 4 | L | 18-24 |
| 10/11 | Texans | P | 1 | 1 | 100.0 | 30 | 0 | 0 | 0.0 | 0 | 3 | L | 3-26 |
| 10/18 | at Colts | P | 4 | 4 | 100.0 | 56 | 2 | 2 | 100.0 | 0 | 14 | W | 26-20 |
| 10/25 | Browns | P | 1 | 1 | 100.0 | 29 | 3 | 3 | 100.0 | 0 | 6 | L | 24-27 |
| 2026 TOTALS | | 7 | 10 | 11 | 90.9 | 56 | 10 | 10 | 100.0 | 0 | 40 | 1-6 | |

# TYJAE SPEARS

**RUNNING BACK ★ 5'11" ★ 200 LBS**

**COLLEGE:** TULANE ★ **HOMETOWN:** PONCHATOULA, LA.
**NFL EXPERIENCE (NFL/TITANS):** 4/4 ★ **ACQUIRED:** D3-'23
**GAMES PLAYED/GAMES STARTED:** 48/3(Playoffs: 0/0)

2

## CAREER HIGHLIGHTS

• As a rookie in 2023, Spears carried the ball 100 times for 453 yards and two touchdowns, and he added 52 receptions for 385 yards and one score. His 838 scrimmage yards ranked seventh in franchise history among rookie running backs, and the total also placed fourth among rookie running backs in 2023 behind Atlanta's Bijan Robinson, Detroit's Jahmyr Gibbs and Miami's De'Von Achane.
• Spears' 20 total third-down conversions in 2023, which included 11 receptions and nine rushing attempts, led all NFL running backs, including rookies and veterans.
• With 52 receptions in 2023, Spears became the franchise's first rookie running back with at least 50 receptions since Sid Blanks in 1964 (56).
• During his final season at Tulane in 2022, Spears ranked fifth in the FBS with 1,581 rushing yards, and his 21 total touchdowns (19 rushing, two receiving) tied for the most in the nation. His 19 rushing touchdowns tied for third in the country. He was named the American Athletic Conference Offensive Player of the Year.

**PRO:** The Titans selected Tyjae Spears in the third round of the 2023 NFL Draft. The 5-foot-11-inch, 200-pounder is a dynamic and explosive running back with superb instincts and the ability to play on all downs on offense and contribute in the return game. Over his first three NFL seasons, Spears has appeared in 42 games with three starts and his totals include 1,048 yards on the ground with eight touchdowns and 873 receiving yards and two scores as a receiver. The Ponchatoula, La., native spent four years at Tulane (2019-22) prior to entering the NFL. Chosen by the Titans with the 81st overall draft pick, he became the highest pick from Tulane since running back Matt Forte in 2008 (44th overall by Chicago).

### TITANS TIDBITS:

• In the sixth round of the 2024 NFL Draft, the Titans selected one of Spears' best friends and his former college roommate, Tulane wide receiver Jha'Quan Jackson. Spears was with Jackson when he received the phone call from the Titans during the draft.
• Spears has worked with a non-profit organization in New Orleans called Son of a Saint, which provides "mentorship, education, recreation, camaraderie, cultural enrichment, emotional support and helping to fill the void for dozens of fatherless young men."
• Growing up in the New Orleans area, his favorite player was former Saints running back Reggie Bush.
• Spears is one of nine children in his family (five brothers and three sisters).
• His first job as a teenager was working at Walmart.

### CAREER TRANSACTIONS:

• The Ponchatoula, La., native was selected by the Titans in the third round (81st overall) of the 2023 NFL Draft.
• Placed on injured reserve designated for return on Aug. 25, 2025.
• Activated from injured reserve to the active roster on Oct. 4, 2025.

### SEASON RECAPS:

**2026 (6/0):** Has led the team in receptions once in 2026 (vs. HST).
• Against N.Y. Jets (9/13), rushed three times for 12 yards and caught two passes for 12 yards.
• Against Philadelphia (9/20), carried the ball seven times for 41 yards and hauled in two passes for 29 yards. Finished with a team-high 70 yards from scrimmage. Grabbed a 27-yard pass during the Titans' scoring drive late in the first half. Converted a key third-and-22 with a 27-yard scamper down the left sideline late in the fourth quarter.
• At N.Y. Giants (9/27), played as a reserve at running back and rushed three times for five yards.
• At Baltimore (10/4), saw action as a reserve at running back and rushed twice for seven yards. Collected a reception out of the backfield.
• Against Houston (10/11), saw action as a reserve at running back and led the team with a career-high nine receptions for 28 yards. Rushed twice for zero yards.
• At Indianapolis (10/18), played as a reserve at running back and snared a seven-yard reception for a first down.
• Against Cleveland (10/25), was inactive.

**2025 (13/1):** Played in 13 games with a start at running back and rushed 72 times for 283 yards with two touchdowns. Ranked third on the squad with 45 receptions for 264 yards. Placed on injured reserve on Aug. 26 and missed the first four games of the season before being designated to return on Oct. 4. Led the team in rushing yards twice in 2025 (vs. NE, at IND). Led or tied for the team lead in receptions four times in 2025 (vs. LAC, vs. HST, vs. JAX, at JAX). Led the team in receiving yards once in 2025 (at CLE).
• At Arizona (10/5), made his season debut as a reserve at running back and carried the ball four times for 14 yards. Kept the Titans' opening scoring drive alive with a five-yard rush on third-and-two in the first quarter.
• At Indianapolis (10/26), played as a reserve at running back and led the team with 59 rushing yards on nine attempts with his first touchdown of the season. Grabbed three receptions for 23 yards. Set up the Titans' first touchdown with a 41-yard scamper to the Colts' one-yard line on a third-and-six in the first quarter. Found the end zone on a three-yard touchdown run late in the fourth quarter.
• At Cleveland (12/7), saw action as a reserve at running back and led the team with 28 receiving yards on two receptions. Rushed eight times for 19 yards. Extended the Titans' opening touchdown drive with a 24-yard reception on third-and-10 in the first quarter.
• Against Kansas City (12/21), saw action as a reserve at running back and rushed 13 times for 52 yards. Recorded five receptions for 53 yards. Registered a team-high 105 scrimmage yards, which was the second-best total of his career. Increased the Titans' lead to 23-9 with a four-yard touchdown scamper in the fourth quarter.

**2024 (12/1):** Saw action in 12 games with one start at running back and rushed 84 times for 312 yards with four touchdowns. Hauled in 30 receptions for 224 yards with a receiving score. Returned seven kickoffs for 198 yards. Was inactive for five contests. Led the team in rushing yards twice in 2024 (at LAC, at JAX). Led or tied for the team lead in receptions twice in 2024 (at CHI, at MIA). Led the team in receiving yards once in 2024 (vs. CIN).
• At Miami (9/30), played as a reserve at running back and rushed 15 times for 39 yards with a touchdown. Caught two passes out of the backfield. Increased the Titans' lead to 16-6 with a seven-yard touchdown run off a direct snap in the third quarter.
• Against Cincinnati (12/15), saw action as a reserve at running back and led the team with 87 receiving yards on six catches with a touchdown. Carried the ball four times for five yards with a rushing score. Logged his second career game with a rushing touchdown and a receiving touchdown. Returned one kickoff for 20 yards. Gave the Titans a 14-7 lead with a one-yard touchdown run in the opening quarter. Hauled in a 17-yard touchdown reception from Mason Rudolph in the fourth quarter.
• At Indianapolis (12/22), rushed 10 times for 27 yards with a career-best two rushing scores. Registered his first career game with multiple rushing touchdowns. Snared three passes for 39 yards. Returned two kickoffs for 69 yards with a career-long 42-yard return. Scored on an 11-yard touchdown run on a third-and-one play late in the third quarter. Made it a one-score game with a two-yard touchdown run late in the final stanza.
• At Jacksonville (12/29), made his first start of the season at running back and carried the ball a career-high 20 times for a career-best 95 yards before leaving the game in the third quarter with an injury. Grabbed three passes for eight yards. Kept the Titans' touchdown drive alive with a two-yard run on third-and-two in the third quarter.

**2023 (17/1):** Played in all 17 games with a start at running back as a rookie and rushed 100 times for 453 yards with two touchdowns. Ranked third on the squad with 52 receptions and fourth on the team with 385 receiving

yards to go along with a receiving score. Returned a team-high 13 kickoffs for 270 yards. Finished the season with 838 scrimmage yards which ranked seventh in franchise history among rookie running backs. With 52 receptions, he became the franchise's first rookie running back with at least 50 receptions since Sid Blanks in 1964 (56). Led the team in rushing yards once (vs. HST). Led or tied for the team lead in receptions three times (at CLE, at PIT, at TB). Led the team in receiving yards once (vs. BAL). Made his NFL debut at New Orleans (9/10/23). Made his first career start at Houston (12/31).
• At New Orleans (9/10), played as a reserve and carried the ball three times for 27 yards in his first career NFL contest. Caught one pass for one yard.
• At Indianapolis (10/8), played as a reserve at running back and carried the ball seven times for 34 yards with his first career touchdown. Caught four passes for 35 yards. Gave the Titans a 13-10 advantage with a 19-yard jaunt on an end-around for his first career score in the third quarter.
• Against Indianapolis (12/3), set season-highs with 16 carries for 75 rushing yards. Caught four passes out of the backfield for 13 yards. Returned two kickoffs for 40 yards. Extended the Titans' final touchdown drive with a pair of third-down conversions in the fourth quarter: a two-yard run on third-and-one and a seven-yard grab on third-and-six. Kept the Titans' final scoring drive alive with a six-yard run on third-and-two in overtime.
• At Miami (12/11), played as a reserve at running back and notched career-highs with six receptions and 89 receiving yards. Rushed seven times for 29 yards. Finished with 118 scrimmage yards—the first game of his career with at least 100 scrimmage yards.
• At Houston (12/31), made his first career start as the team opened in a two-running-back package and caught four passes for 29 yards.
• Against Jacksonville (1/7), registered his first career multi-touchdown game. Caught three passes for 41 yards with a touchdown and rushed three times for 25 yards with a score. Gave the Titans a 7-3 lead with a 28-yard touchdown grab on third-and-six in the first quarter. Extended the Titans lead to 21-10 with a three-yard touchdown run in the second quarter.

## COLLEGE:

• Spears appeared in 33 games with 20 starts at running back during his career at Tulane. He totaled 2,910 yards and 31 touchdowns on 427 carries and added 48 receptions for 564 yards and three scores. He ended his career as the school's all-time leader in yards per carry (6.8), tied for second in 100-yard rushing games (15), tied for third in rushing touchdowns (31), fourth in rushing yards per game (85.6) and sixth in rushing yards (2,910) and total touchdowns (34). His 6.8 yards per carry from 2019 to 2022 ranked second in the FBS behind only Alabama-Birmingham running back DeWayne McBride's 7.3-yard average (minimum 400 attempts).
• As a junior (2022), started all 14 games for the Green Wave, totaling 1,581 yards and 19 touchdowns on 229 rushing attempts and adding 22 receptions for 256 yards and two touchdowns. Named honorable mention All-American by Phil Steele, American Athletic Conference Offensive Player of the Year and first team All-AAC. Tied for the national lead with 21 total touchdowns and tied for third in the country with 19 rushing touchdowns, a total that ranked second in Tulane single-season history. His 1,581 rushing yards led the conference and made up the Green Wave's all-time second-highest single-season total. Tallied nine 100-yard rushing games, including eight consecutive such efforts to finish the season. Helped the Olive and Blue earn a 12-2 record and win an American Athletic Conference title. The team's ninth-overall ranking was the second-best finish in program history.
• Against Southern California in the Cotton Bowl (1/2/23), rushed 17 times for 205 yards and a career-high four touchdowns, winning Most Outstanding Offensive Player in Tulane's 46-45 victory.
• As a sophomore (2021), appeared in 12 games with three starts. Led the team in rushing with 129 carries for 863 yards and nine touchdowns in addition to 19 catches for 145 yards. Rushed for over 100 yards in four of the last five games of the season, including at Memphis (11/27), when he recorded a career-high 264 rushing yards with two touchdowns. His 264 rushing yards tied for the fifth-highest total by a player in the nation in 2021. It was the fourth most in school history and the most by any player other than Matt Forte.
• As a redshirt freshman (2020), saw action in three games (three starts) before he suffered a season-ending injury. Finished fourth on the team in rushing with 274 yards and averaged 7.4 yards per carry.
• As a true freshman (2019), totaled 192 yards rushing, 133 yards receiving and finished with a pair of touchdowns in four games. Used a redshirt to retain eligibility.
• Graduated from Tulane in December 2022 with a degree in health and wellness.

## PERSONAL:

• Attended Ponchatoula (La.) High School, where he earned three-star ratings from 247Sports.com and Rivals.com.
• As a senior at Ponchatoula, recorded 920 rushing yards and 880 receiving yards with 18 total touchdowns.
• Also participated on the track and field team in high school.
• Follow Spears on X at @tyjae22, on Instagram at @twotwo4six and on TikTok at @tyjaespears.
• Son of Margene Spears & Nicole Hart.
• Born Tyjae Armon Spears on June 15, 2001 in Hammond, La.

## REGULAR SEASON COMPARISON: RECEIVING/RUSHING - CINCINNATI BENGALS

| | | | | RUSHING | | | | | RECEIVING | | | | | | |
|---|---|---|---|---|---|---|---|---|---|---|---|---|---|---|---|
| DATE | OPP | W/L | GP/GS | NO. | YDS. | AVG. | LG | TD | NO. | YDS. | AVG. | LG | TD | TGTS | YAC |
| 10/1/23 | TEN vs. CIN | W | P | 5 | 40 | 8.0 | 22 | 0 | 3 | 18 | 6.0 | 9 | 0 | 4 | 20 |
| 12/15/24 | TEN vs. CIN | L | P | 4 | 5 | 1.3 | 6 | 1 | 6 | 87 | 14.5 | 43 | 1 | 7 | 95 |
| TOTALS | | 1/1 | 2/0 | 9 | 45 | 5.0 | 22 | 1 | 9 | 105 | 11.7 | 43 | 1 | 11 | 115 |

## TYJAE SPEARS' NFL REGULAR SEASON RUSHING/RECEIVING STATISTICS

| | | | | RUSHING | | | | | RECEIVING | | | | |
|---|---|---|---|---|---|---|---|---|---|---|---|---|---|
| DATE | TEAM | GP | GS | NO. | YDS. | AVG. | LG | TD | NO. | YDS. | AVG. | LG | TD |
| 2023 | Titans | 17 | 1 | 100 | 453 | 4.5 | 23 | 2 | 52 | 385 | 7.4 | 48 | 1 |
| 2024 | Titans | 12 | 1 | 84 | 312 | 3.7 | 23 | 4 | 30 | 224 | 7.5 | 43 | 1 |
| 2025 | Titans | 13 | 1 | 72 | 283 | 3.9 | 41 | 2 | 45 | 264 | 5.9 | 34 | 0 |
| 2026 | Titans | 6 | 0 | 18 | 66 | 3.7 | 27 | 0 | 15 | 75 | 5.0 | 27 | 0 |
| NFL TOTALS | | 48 | 3 | 274 | 1,114 | 4.1 | 41 | 8 | 142 | 948 | 6.7 | 48 | 2 |

## TYJAE SPEARS' NFL REGULAR SEASON RETURN STATISTICS

| | | KICKOFF RETURNS | | | | | PUNT RETURNS | | | | | |
|---|---|---|---|---|---|---|---|---|---|---|---|---|
| DATE | TEAM | RET. | YDS. | AVG. | LG | TD | NO. | FC | YDS. | AVG. | LG | TD |
| 2023 | Titans | 13 | 270 | 20.8 | 33 | 0 | 0 | 0 | 0 | 0.0 | 0 | 0 |
| 2024 | Titans | 7 | 198 | 28.3 | 42 | 0 | 0 | 0 | 0 | 0.0 | 0 | 0 |
| 2025 | Titans | 0 | 0 | 0.0 | 0 | 0 | 0 | 0 | 0 | 0.0 | 0 | 0 |
| 2026 | Titans | 0 | 0 | 0.0 | 0 | 0 | 0 | 0 | 0 | 0.0 | 0 | 0 |
| NFL TOTALS | | 20 | 468 | 23.4 | 42 | 0 | 0 | 0 | 0 | 0.0 | 0 | 0 |

## TYJAE SPEARS' NFL REGULAR SEASON DEFENSIVE STATISTICS

| | | | | TACKLES | | | | | | | | INTERCEPTIONS | | | | | O. FUMB | | | | ST | | | | | MISC | |
|---|---|---|---|---|---|---|---|---|---|---|---|---|---|---|---|---|---|---|---|---|---|---|---|---|---|---|---|
| DATE | TEAM | GP | GS | TK | S | A | TFL | YDS | SK | YDS | QBP | NO | YDS | LG | TD | PD | FF | FR | TD | YDS | TK | S | A | FF | FR | S | A |
| 2023 | Titans | 17 | 1 | 0 | 0 | 0 | 0 | 0 | 0.0 | 0.0 | 0 | 0 | 0 | 0 | 0 | 0 | 0 | 1 | 0 | 0 | 0 | 0 | 0 | 0 | 0 | 2 | 0 |
| 2024 | Titans | 12 | 1 | 0 | 0 | 0 | 0 | 0 | 0.0 | 0.0 | 0 | 0 | 0 | 0 | 0 | 0 | 0 | 0 | 0 | 0 | 0 | 0 | 0 | 0 | 0 | 2 | 0 |
| 2025 | Titans | 13 | 1 | 0 | 0 | 0 | 0 | 0 | 0.0 | 0.0 | 0 | 0 | 0 | 0 | 0 | 0 | 0 | 0 | 0 | 0 | 0 | 0 | 0 | 0 | 0 | 1 | 0 |
| 2026 | Titans | 6 | 0 | 0 | 0 | 0 | 0 | 0 | 0.0 | 0.0 | 0 | 0 | 0 | 0 | 0 | 0 | 0 | 1 | 0 | 0 | 0 | 0 | 0 | 0 | 0 | 0 | 0 |
| NFL TOTALS | | 48 | 3 | 0 | 0 | 0 | 0 | 0 | 0.0 | 0.0 | 0 | 0 | 0 | 0 | 0 | 0 | 0 | 2 | 0 | 0 | 0 | 0 | 0 | 0 | 0 | 5 | 0 |

## SINGLE-GAME HIGHS: RUSHING/RECEIVING

| | |
|---|---|
| **Rush Attempts** | 20 (at Jacksonville Jaguars, Dec 29, 2024) |
| **Rushing Yards** | 95 (at Jacksonville Jaguars, Dec 29, 2024) |
| **Rushing Average** | 6.7 (at Los Angeles Chargers, Nov 10, 2024) |
| **Longest Runs** | 41 (at Indianapolis Colts, Oct 26, 2025) |
| **Rushing TDs** | 2 (at Indianapolis Colts, Dec 22, 2024) |
| **Receptions** | 9 (vs. Houston Texans, Oct 11, 2026) |
| **Receiving Yards** | 89 (at Miami Dolphins, Dec 11, 2023) |
| **Receiving Average** | 14.8 (at Miami Dolphins, Dec 11, 2023) |
| **Longest Receptions** | 48 (vs. Baltimore Ravens, Oct 15, 2023) |
| **Receiving TDs** | 1 (2 times, last vs. Cincinnati Bengals, Dec 15, 2024) |
| **All-Purpose Yards** | 135 (at Indianapolis Colts, Dec 22, 2024) |
| **Kickoff Returns** | 4 (at Jacksonville Jaguars, Nov 19, 2023) |
| **Kickoff Return Yards** | 81 (at Jacksonville Jaguars, Nov 19, 2023) |
| **Longest Kickoff Return** | 42 (at Indianapolis Colts, Dec 22, 2024) |
| **Kickoff Return Average** | 20.3 (at Jacksonville Jaguars, Nov 19, 2023) |
| **Most TDs** | 2 (3 times, last at Indianapolis Colts, Dec 22, 2024) |
| **Miscellaneous Tackles** | 1 (5 times, last at Las Vegas Raiders, Oct 12, 2025) |
| **Scrimmage Yards** | 118 (at Miami Dolphins, Dec 11, 2023) |

## 2023 GAME-BY-GAME REGULAR-SEASON STATISTICS (TITANS)

| | | | RUSHING | | | | | RECEIVING | | | | | | |
|---|---|---|---|---|---|---|---|---|---|---|---|---|---|---|
| DATE | OPPONENT | P/S | NO. | YDS. | AVG. | LG | TD | NO. | YDS. | AVG. | LG | TD | W/L | SCORE |
| 09/10 | at Saints | P | 3 | 27 | 9.0 | 17 | 0 | 1 | 1 | 1.0 | 1 | 0 | L | 15-16 |
| 09/17 | Chargers | P | 8 | 49 | 6.1 | 14 | 0 | 2 | 6 | 3.0 | 4 | 0 | W | 27-24+ |
| 09/24 | at Browns | P | 4 | 6 | 1.5 | 5 | 0 | 4 | 3 | 0.8 | 5 | 0 | L | 3-27 |
| 10/01 | Bengals | P | 5 | 40 | 8.0 | 22 | 0 | 3 | 18 | 6.0 | 9 | 0 | W | 27-3 |
| 10/08 | at Colts | P | 7 | 34 | 4.9 | 19t | 1 | 4 | 35 | 8.8 | 14 | 0 | L | 16-23 |
| 10/15 | Ravens | P | 4 | 15 | 3.8 | 12 | 0 | 1 | 48 | 48.0 | 48 | 0 | L | 16-24 |
| 10/29 | Falcons | P | 3 | 27 | 9.0 | 23 | 0 | 3 | 9 | 3.0 | 5 | 0 | W | 28-23 |
| 11/02 | at Steelers | P | 5 | 18 | 3.6 | 8 | 0 | 4 | 4 | 1.0 | 8 | 0 | L | 16-20 |
| 11/12 | at Buccaneers | P | 5 | 18 | 3.6 | 15 | 0 | 4 | 42 | 10.5 | 15 | 0 | L | 6-20 |
| 11/19 | at Jaguars | P | 4 | 14 | 3.5 | 5 | 0 | 2 | 12 | 6.0 | 6 | 0 | L | 14-34 |
| 11/26 | Panthers | P | 2 | 6 | 3.0 | 8 | 0 | 1 | 1 | 1.0 | 1 | 0 | W | 17-10 |
| 12/03 | Colts | P | 16 | 75 | 4.7 | 19 | 0 | 4 | 13 | 3.3 | 7 | 0 | L | 28-31+ |
| 12/11 | at Dolphins | P | 7 | 29 | 4.1 | 8 | 0 | 6 | 89 | 14.8 | 30 | 0 | W | 28-27 |
| 12/17 | Texans | P | 9 | 30 | 3.3 | 9 | 0 | 1 | 7 | 7.0 | 7 | 0 | L | 16-19+ |
| 12/24 | Seahawks | P | 9 | 40 | 4.4 | 11 | 0 | 5 | 27 | 5.4 | 13 | 0 | L | 17-20 |
| 12/31 | at Texans | S | 6 | 0 | 0.0 | 5 | 0 | 4 | 29 | 7.3 | 10 | 0 | L | 3-26 |
| 01/07 | Jaguars | P | 3 | 25 | 8.3 | 22 | 1 | 3 | 41 | 13.7 | 28t | 1 | W | 28-20 |
| 2023 TOTALS | | 17-1 | 100 | 453 | 4.5 | 23 | 2 | 52 | 385 | 7.4 | 48 | 1 | 6-11 | |

+ - Overtime

## 2024 GAME-BY-GAME REGULAR-SEASON STATISTICS (TITANS)

| | | | RUSHING | | | | | RECEIVING | | | | | | |
|---|---|---|---|---|---|---|---|---|---|---|---|---|---|---|
| DATE | OPPONENT | P/S | NO. | YDS. | AVG. | LG | TD | NO. | YDS. | AVG. | LG | TD | W/L | SCORE |
| 09/08 | at Bears | P | 4 | 21 | 5.3 | 11 | 0 | 4 | 11 | 2.8 | 5 | 0 | L | 17-24 |
| 09/15 | Jets | P | 6 | 20 | 3.3 | 7 | 0 | 2 | 11 | 5.5 | 6 | 0 | L | 17-24 |
| 09/22 | Packers | P | 2 | 7 | 3.5 | 6 | 0 | 4 | 54 | 13.5 | 29 | 0 | L | 14-30 |
| 09/30 | at Dolphins | P | 15 | 39 | 2.6 | 9 | 1 | 2 | 0 | 0.0 | 5 | 0 | W | 31-12 |
| 10/13 | Colts | P | 6 | 27 | 4.5 | 10 | 0 | 0 | 0 | 0.0 | 0 | 0 | L | 17-20 |
| 10/20 | at Bills | | | | | | INACTIVE | | | | | | L | 10-34 |
| 10/27 | at Lions | | | | | | INACTIVE | | | | | | L | 14-52 |
| 11/03 | Patriots | | | | | | INACTIVE | | | | | | W | 20-17+ |
| 11/10 | at Chargers | P | 7 | 47 | 6.7 | 19 | 0 | 3 | 4 | 1.3 | 6 | 0 | L | 17-27 |
| 11/17 | Vikings | P | 3 | 0 | 0.0 | 4 | 0 | 2 | 8 | 4.0 | 5 | 0 | L | 13-23 |
| 11/24 | at Texans | | | | | | INACTIVE | | | | | | W | 32-27 |
| 12/01 | at Commanders | P | 1 | 3 | 3.0 | 3 | 0 | 0 | 0 | 0.0 | 0 | 0 | L | 19-42 |
| 12/08 | Jaguars | P | 6 | 21 | 3.5 | 8 | 0 | 1 | 2 | 2.0 | 2 | 0 | L | 6-10 |
| 12/15 | Bengals | P | 4 | 5 | 1.3 | 6 | 1 | 6 | 87 | 14.5 | 43 | 1 | L | 27-37 |
| 12/22 | at Colts | P | 10 | 27 | 2.7 | 11t | 2 | 3 | 39 | 13.0 | 19 | 0 | L | 30-38 |
| 12/29 | at Jaguars | S | 20 | 95 | 4.8 | 23 | 0 | 3 | 8 | 2.7 | 6 | 0 | L | 13-20 |
| 01/05 | Texans | | | | | | INACTIVE | | | | | | L | 14-23 |
| **2024 TOTALS** | | **12-1** | **84** | **312** | **3.7** | **23** | **4** | **30** | **224** | **7.5** | **43** | **1** | **3-14** | |

+ - Overtime

## 2025 GAME-BY-GAME REGULAR-SEASON STATISTICS (TITANS)

| | | | RUSHING | | | | | RECEIVING | | | | | | |
|---|---|---|---|---|---|---|---|---|---|---|---|---|---|---|
| DATE | OPPONENT | P/S | NO. | YDS. | AVG. | LG | TD | NO. | YDS. | AVG. | LG | TD | W/L | SCORE |
| 09/07 | at Broncos | | | | | | INJURED RESERVE | | | | | | L | 12-20 |
| 09/14 | Rams | | | | | | INJURED RESERVE | | | | | | L | 19-33 |
| 09/21 | Colts | | | | | | INJURED RESERVE | | | | | | L | 20-41 |
| 09/28 | at Texans | | | | | | INJURED RESERVE | | | | | | L | 0-26 |
| 10/05 | at Cardinals | P | 4 | 14 | 3.5 | 5 | 0 | 0 | 0 | 0.0 | 0 | 0 | W | 22-21 |
| 10/12 | at Raiders | P | 5 | 31 | 6.2 | 12 | 0 | 4 | 19 | 4.8 | 9 | 0 | L | 10-20 |
| 10/19 | Patriots | P | 5 | 22 | 4.4 | 8 | 0 | 3 | 18 | 6.0 | 11 | 0 | L | 13-31 |
| 10/26 | at Colts | P | 9 | 59 | 6.6 | 41 | 1 | 3 | 23 | 7.7 | 17 | 0 | L | 14-38 |
| 11/02 | Chargers | P | 7 | 26 | 3.7 | 10 | 0 | 3 | 36 | 12.0 | 26 | 0 | L | 20-27 |
| 11/16 | Texans | P | 4 | 3 | 0.8 | 1 | 0 | 5 | 31 | 6.2 | 15 | 0 | L | 13-16 |
| 11/23 | Seahawks | P | 3 | 4 | 1.3 | 3 | 0 | 4 | 21 | 5.3 | 12 | 0 | L | 24-30 |
| 11/30 | Jaguars | P | 2 | -1 | -0.5 | 2 | 0 | 6 | 25 | 4.2 | 10 | 0 | L | 3-25 |
| 12/07 | at Browns | P | 8 | 19 | 2.4 | 8 | 0 | 2 | 28 | 14.0 | 24 | 0 | W | 31-29 |
| 12/14 | at 49ers | P | 3 | 34 | 11.3 | 20 | 0 | 2 | 2 | 1.0 | 2 | 0 | L | 24-37 |
| 12/21 | Chiefs | P | 13 | 52 | 4.0 | 15 | 1 | 5 | 53 | 10.6 | 34 | 0 | W | 26-9 |
| 12/28 | Saints | P | 6 | 2 | 0.3 | 1 | 0 | 1 | -1 | -1.0 | -1 | 0 | L | 26-34 |
| 01/04 | at Jaguars | S | 3 | 18 | 6.0 | 9 | 0 | 7 | 9 | 1.3 | 9 | 0 | L | 7-41 |
| **2025 TOTALS** | | **13-1** | **72** | **283** | **3.9** | **41** | **2** | **45** | **264** | **5.9** | **34** | **0** | **3-14** | |

## 2026 GAME-BY-GAME REGULAR-SEASON STATISTICS (TITANS)

| | | | RUSHING | | | | | RECEIVING | | | | | | |
|---|---|---|---|---|---|---|---|---|---|---|---|---|---|---|
| DATE | OPPONENT | P/S | NO. | YDS. | AVG. | LG | TD | NO. | YDS. | AVG. | LG | TD | W/L | SCORE |
| 09/13 | Jets | P | 3 | 12 | 4.0 | 10 | 0 | 2 | 12 | 6.0 | 8 | 0 | L | 10-23 |
| 09/20 | Eagles | P | 7 | 41 | 5.9 | 27 | 0 | 2 | 29 | 14.5 | 27 | 0 | L | 20-24 |
| 09/27 | at Giants | P | 3 | 5 | 1.7 | 3 | 0 | 0 | 0 | 0.0 | 0 | 0 | L | 7-12 |
| 10/04 | at Ravens | P | 2 | 7 | 3.5 | 8 | 0 | 1 | -1 | -1.0 | -1 | 0 | L | 18-24 |
| 10/11 | Texans | P | 2 | 0 | 0.0 | 3 | 0 | 9 | 28 | 3.1 | 12 | 0 | L | 3-26 |
| 10/18 | at Colts | P | 1 | 1 | 1.0 | 1 | 0 | 1 | 7 | 7.0 | 7 | 0 | W | 26-20 |
| 10/25 | Browns | | | | | | INACTIVE | | | | | | L | 24-27 |
| **2026 TOTALS** | | **6-0** | **18** | **66** | **3.7** | **27** | **0** | **15** | **75** | **5.0** | **27** | **0** | **1-6** | |



# NAZIR STACKHOUSE

## DEFENSIVE TACKLE ★ 6'4" ★ 327 LBS

**COLLEGE:** GEORGIA ★ **HOMETOWN:** STONE MOUNTAIN, GA.
**NFL EXPERIENCE (NFL/TITANS):** 2/1 ★ **ACQUIRED:** W (GB)-'26
**GAMES PLAYED/GAMES STARTED:** 20/1(Playoffs: 1/0)

93

**PRO:** The Titans claimed Nazir Stackhouse off waivers prior to the start of the 2026 regular season to add depth to the defensive front. The 6-foot-4-inch, 327-pounder was signed by the Green Bay Packers as a rookie free agent in 2025 and appeared in 13 games with a start at defensive tackle as a rookie.

### TITANS TIDBITS:

• Nazir's cousin, Jerry Stackhouse, played 18 seasons (1995-2013) in the NBA and was the former men's basketball coach at Vanderbilt.
• Stackhouse played on a youth team called the Atlanta Vikings with NBA All-Star Anthony Edwards Jr. and current Titans teammate Micah Robinson.
• Stackhouse has battled narcolepsy, a chronic neurological disorder characterized by excessive daytime sleepiness and involuntary sleep episodes, most of his life. Shockingly, he fell asleep on the sideline during his first college game against Arkansas in 2020, in front of 16,500 in Fayetteville due to COVID-19 restrictions at the time. There's no cure for narcolepsy, but Stackhouse has worked hard to find the right prescription medication and he began using a CPAP (continuous positive airway pressure) machine while he slept.

### CAREER TRANSACTIONS:

• The Stone Mountain, Ga., native was signed by the Green Bay Packers as a rookie free agent on May 2, 2025.
• Waived by the Packers on Aug. 30, 2026.
• Claimed off waivers by the Titans on Aug. 31, 2026.

### SEASON RECAPS:

**2026 (7/0 - Tennessee):**
• Against N.Y. Jets (9/13), made his Titans debut as a reserve on the defensive front and posted a tackle.
• Against Philadelphia (9/20), saw action as a reserve at defensive tackle and compiled a stop for loss. Brought down Tank Bigsby for a one-yard loss on a rush in the second quarter.
• At N.Y. Giants (9/27), played as a reserve at defensive tackle.
• At Baltimore (10/4), saw action as a reserve at defensive tackle and recorded a tackle.
• Against Houston (10/11), played as a reserve at defensive tackle and collected a tackle with a quarterback pressure.
• At Indianapolis (10/18), saw action as a reserve on the defensive front and registered three tackles.
• Against Cleveland (10/25), played as a reserve on the defensive line and amassed a tackle with a quarterback pressure.

**2025 (13/1, 1/0 - Green Bay):** Played in 13 games with one start at defensive tackle and recorded 12 tackles and two quarterback pressures. Was inactive for four contests.
• Against Detroit (9/7), made his NFL debut at defensive tackle and on special teams.
• At Dallas (9/28), recorded a career-high three tackles.
• At Minnesota (1/4), posted two tackles and a quarterback pressure in his first NFL start. Pressured Max Brosmer on a third-down pass attempt in the third quarter, which helped Barryn Sorrell record a sack on the play, forcing Minnesota to punt on the following play.
• At Chicago (1/10), made his NFL playoff debut as a reserve at defensive tackle.

### COLLEGE:

• Played in 59 games with 42 starts in five seasons at Georgia (2020-24), recording 96 tackles, nine tackles for a loss, three sacks, three passes defensed, an interception and a blocked kick on special teams.
• Was a part of two national championship teams for the Bulldogs, helping Georgia win back-to-back titles in 2021-22.
• As a graduate (2024), appeared in all 14 games with 13 starts and registered 27 tackles, a tackle for a loss and a pass defensed.
• As a senior (2023), started all 14 games, earning All-Southeastern Conference second-team recognition from the league's coaches and The Associated Press. Tallied 24 tackles, three tackles for a loss, two sacks, a career-best two passes defensed and an interception. Was part of a Bulldog defense that ranked No. 9 in the country in total defense (289.1 yards per game) and pass defense (175.4 yards per game).
• As a junior (2022), started all 15 games, helping Georgia win its second national title in as many years after recording a career-high 33 tackles, three tackles for a loss and a blocked kick on special teams. Helped Georgia rank No. 1 in the nation in run defense (77.1 yards per game) and No. 5 in points allowed (14.3 points per game), including seven games where opponents were held to 10 or fewer points.
• As a sophomore (2021), appeared in 10 games, recording nine tackles, two tackles for a loss and a sack. Helped the Bulldogs win their third national title in program history and the first since 1980.
• As a true freshman (2020), played in six games and registered three tackles.
• Graduated with a degree in housing management and policy from Georgia.

### PERSONAL:

• Attended Columbia (Decatur, Ga.) High School for his final high school campaign.
• As a senior (2019), earned Class 5A all-state first-team recognition from the Georgia Sports Writers Association and was named the 2019 Region Defensive Player of the Year.
• As a junior (2018), attended Stephenson (Stone Mountain, Ga.) High School and helped lead the Lions to a 9-2 record and the Region 4-6A title. Earned all-state second-team honors from the Georgia Sports Writers Association and honorable mention accolades from the Atlanta Journal-Constitution.
• Started his high school career at Martin Luther King Jr. (Lithonia, Ga.) High School, where he participated in football and track and field.
• Follow Stackhouse on Instagram at @i_am_naz and on X at @TheStackHouse_.
• Born Nazir Phaheem Stackhouse on April 18, 2002 in Trenton, N.J.

### REGULAR SEASON COMPARISON: DEFENSIVE - CINCINNATI BENGALS

| | | | | TACKLES | | | | | | | | | | MISC | |
|---|---|---|---|---|---|---|---|---|---|---|---|---|---|---|---|
| DATE | OPP | W/L | GP/GS | TOT | SOLO | ASST | SACK | YDS. | INT | TFL | PD | QBH | TD | FF | FR |
| 10/12/25 | GB vs. CIN | W | P | 1 | 0 | 1 | 0.0 | 0.0 | 0 | 0 | 0 | 0 | 0 | 0 | 0 |
| TOTALS | | 1/0 | 1/0 | 1 | 0 | 1 | 0.0 | 0.0 | 0 | 0 | 0 | 0 | 0 | 0 | 0 |

## NAZIR STACKHOUSE'S NFL REGULAR SEASON DEFENSIVE STATISTICS

| | | | | TACKLES | | | | | | | | INTERCEPTIONS | | | | | O. FUMB | | | | ST | | | | | MISC | |
|---|---|---|---|---|---|---|---|---|---|---|---|---|---|---|---|---|---|---|---|---|---|---|---|---|---|---|---|
| DATE | TEAM | GP | GS | TK | S | A | TFL | YDS | SK | YDS | QBP | NO | YDS | LG | TD | PD | FF | FR | TD | YDS | TK | S | A | FF | FR | S | A |
| 2025 | Packers | 13 | 1 | 12 | 2 | 10 | 0 | 0 | 0.0 | 0.0 | 2 | 0 | 0 | 0 | 0 | 0 | 0 | 0 | 0 | 0 | 0 | 0 | 0 | 0 | 0 | 0 | 0 |
| 2026 | Titans | 7 | 0 | 8 | 2 | 6 | 1 | 1 | 0.0 | 0.0 | 2 | 0 | 0 | 0 | 0 | 0 | 0 | 0 | 0 | 0 | 0 | 0 | 0 | 0 | 0 | 0 | 0 |
| NFL TOTALS | | 20 | 1 | 20 | 4 | 16 | 1 | 1 | 0.0 | 0.0 | 4 | 0 | 0 | 0 | 0 | 0 | 0 | 0 | 0 | 0 | 0 | 0 | 0 | 0 | 0 | 0 | 0 |

## NAZIR STACKHOUSE'S NFL POSTSEASON DEFENSIVE STATISTICS

| | | | | TACKLES | | | | | | | | INTERCEPTIONS | | | | | O. FUMB | | | | ST | | | | | MISC | |
|---|---|---|---|---|---|---|---|---|---|---|---|---|---|---|---|---|---|---|---|---|---|---|---|---|---|---|---|
| DATE | TEAM | GP | GS | TK | S | A | TFL | YDS | SK | YDS | QBP | NO | YDS | LG | TD | PD | FF | FR | TD | YDS | TK | S | A | FF | FR | S | A |
| 2025 | Packers | 1 | 0 | 0 | 0 | 0 | 0 | 0 | 0.0 | 0.0 | 0 | 0 | 0 | 0 | 0 | 0 | 0 | 0 | 0 | 0 | 0 | 0 | 0 | 0 | 0 | 0 | 0 |
| NFL TOTALS | | 1 | 0 | 0 | 0 | 0 | 0 | 0 | 0.0 | 0.0 | 0 | 0 | 0 | 0 | 0 | 0 | 0 | 0 | 0 | 0 | 0 | 0 | 0 | 0 | 0 | 0 | 0 |

### SINGLE-GAME HIGHS: DEFENSIVE

| | |
|---|---|
| **Total Tackles** | 3 (2 times, last at Indianapolis Colts, Oct 18, 2026) |
| **Solo Tackles** | 2 (at Dallas Cowboys, Sep 28, 2025) |
| **Tackles For Loss** | 1 (vs. Philadelphia Eagles, Sep 20, 2026) |

### 2025 GAME-BY-GAME REGULAR-SEASON STATISTICS (PACKERS)

| | | | TACKLES | | | | | | | | INTERCEPTIONS | | | | | O. FUMB | | | | ST | | | | | | |
|---|---|---|---|---|---|---|---|---|---|---|---|---|---|---|---|---|---|---|---|---|---|---|---|---|---|---|
| DATE | OPPONENT | P/S | TK | S | A | SK | YDS | TFL | YDS | QBP | NO | YDS | LG | TD | PD | FF | FR | TD | YDS | TK | S | A | FF | FR | W/L | SCORE |
| 09/07 | Lions | P | 1 | 0 | 1 | 0.0 | 0.0 | 0 | 0 | 0 | 0 | 0 | 0 | 0 | 0 | 0 | 0 | 0 | 0 | 0 | 0 | 0 | 0 | 0 | W | 27-13 |
| 09/11 | Commanders | P | 0 | 0 | 0 | 0.0 | 0.0 | 0 | 0 | 0 | 0 | 0 | 0 | 0 | 0 | 0 | 0 | 0 | 0 | 0 | 0 | 0 | 0 | 0 | W | 27-18 |
| 09/21 | at Browns | P | 0 | 0 | 0 | 0.0 | 0.0 | 0 | 0 | 0 | 0 | 0 | 0 | 0 | 0 | 0 | 0 | 0 | 0 | 0 | 0 | 0 | 0 | 0 | L | 10-13 |
| 09/28 | at Cowboys | P | 3 | 2 | 1 | 0.0 | 0.0 | 0 | 0 | 0 | 0 | 0 | 0 | 0 | 0 | 0 | 0 | 0 | 0 | 0 | 0 | 0 | 0 | 0 | T | 40-40+ |
| 10/12 | Bengals | P | 1 | 0 | 1 | 0.0 | 0.0 | 0 | 0 | 0 | 0 | 0 | 0 | 0 | 0 | 0 | 0 | 0 | 0 | 0 | 0 | 0 | 0 | 0 | W | 27-18 |
| 10/19 | at Cardinals | P | 2 | 0 | 2 | 0.0 | 0.0 | 0 | 0 | 1 | 0 | 0 | 0 | 0 | 0 | 0 | 0 | 0 | 0 | 0 | 0 | 0 | 0 | 0 | W | 27-23 |
| 10/26 | at Steelers | P | 0 | 0 | 0 | 0.0 | 0.0 | 0 | 0 | 0 | 0 | 0 | 0 | 0 | 0 | 0 | 0 | 0 | 0 | 0 | 0 | 0 | 0 | 0 | W | 35-25 |
| 11/02 | Panthers | P | 2 | 0 | 2 | 0.0 | 0.0 | 0 | 0 | 0 | 0 | 0 | 0 | 0 | 0 | 0 | 0 | 0 | 0 | 0 | 0 | 0 | 0 | 0 | L | 13-16 |
| 11/10 | Eagles | P | 0 | 0 | 0 | 0.0 | 0.0 | 0 | 0 | 0 | 0 | 0 | 0 | 0 | 0 | 0 | 0 | 0 | 0 | 0 | 0 | 0 | 0 | 0 | L | 7-10 |
| 11/16 | at Giants | P | 0 | 0 | 0 | 0.0 | 0.0 | 0 | 0 | 0 | 0 | 0 | 0 | 0 | 0 | 0 | 0 | 0 | 0 | 0 | 0 | 0 | 0 | 0 | W | 27-20 |
| 11/23 | Vikings | P | 0 | 0 | 0 | 0.0 | 0.0 | 0 | 0 | 0 | 0 | 0 | 0 | 0 | 0 | 0 | 0 | 0 | 0 | 0 | 0 | 0 | 0 | 0 | W | 23-6 |
| 11/27 | at Lions | P | 1 | 0 | 1 | 0.0 | 0.0 | 0 | 0 | 0 | 0 | 0 | 0 | 0 | 0 | 0 | 0 | 0 | 0 | 0 | 0 | 0 | 0 | 0 | W | 31-24 |
| 12/07 | Bears | | | | | | | | | | | INACTIVE | | | | | | | | | | | | | W | 28-21 |
| 12/14 | at Broncos | | | | | | | | | | | INACTIVE | | | | | | | | | | | | | L | 26-34 |
| 12/20 | at Bears | | | | | | | | | | | INACTIVE | | | | | | | | | | | | | L | 16-22+ |
| 12/27 | Ravens | | | | | | | | | | | INACTIVE | | | | | | | | | | | | | L | 24-41 |
| 01/04 | at Vikings | S | 2 | 0 | 2 | 0.0 | 0.0 | 0 | 0 | 1 | 0 | 0 | 0 | 0 | 0 | 0 | 0 | 0 | 0 | 0 | 0 | 0 | 0 | 0 | L | 3-16 |
| 2025 TOTALS | | 13-1 | 12 | 2 | 10 | 0.0 | 0.0 | 0 | 0 | 2 | 0 | 0 | 0 | 0 | 0 | 0 | 0 | 0 | 0 | 0 | 0 | 0 | 0 | 0 | 9-7-1 | |

+ - Overtime

### 2026 GAME-BY-GAME REGULAR-SEASON STATISTICS (TITANS)

| | | | TACKLES | | | | | | | | INTERCEPTIONS | | | | | O. FUMB | | | | ST | | | | | | |
|---|---|---|---|---|---|---|---|---|---|---|---|---|---|---|---|---|---|---|---|---|---|---|---|---|---|---|
| DATE | OPPONENT | P/S | TK | S | A | SK | YDS | TFL | YDS | QBP | NO | YDS | LG | TD | PD | FF | FR | TD | YDS | TK | S | A | FF | FR | W/L | SCORE |
| 09/13 | Jets | P | 1 | 1 | 0 | 0.0 | 0.0 | 0 | 0 | 0 | 0 | 0 | 0 | 0 | 0 | 0 | 0 | 0 | 0 | 0 | 0 | 0 | 0 | 0 | L | 10-23 |
| 09/20 | Eagles | P | 1 | 1 | 0 | 0.0 | 0.0 | 1 | 1 | 0 | 0 | 0 | 0 | 0 | 0 | 0 | 0 | 0 | 0 | 0 | 0 | 0 | 0 | 0 | L | 20-24 |
| 09/27 | at Giants | P | 0 | 0 | 0 | 0.0 | 0.0 | 0 | 0 | 0 | 0 | 0 | 0 | 0 | 0 | 0 | 0 | 0 | 0 | 0 | 0 | 0 | 0 | 0 | L | 7-12 |
| 10/04 | at Ravens | P | 1 | 0 | 1 | 0.0 | 0.0 | 0 | 0 | 0 | 0 | 0 | 0 | 0 | 0 | 0 | 0 | 0 | 0 | 0 | 0 | 0 | 0 | 0 | L | 18-24 |
| 10/11 | Texans | P | 1 | 0 | 1 | 0.0 | 0.0 | 0 | 0 | 1 | 0 | 0 | 0 | 0 | 0 | 0 | 0 | 0 | 0 | 0 | 0 | 0 | 0 | 0 | L | 3-26 |
| 10/18 | at Colts | P | 3 | 0 | 3 | 0.0 | 0.0 | 0 | 0 | 0 | 0 | 0 | 0 | 0 | 0 | 0 | 0 | 0 | 0 | 0 | 0 | 0 | 0 | 0 | W | 26-20 |
| 10/25 | Browns | P | 1 | 0 | 1 | 0.0 | 0.0 | 0 | 0 | 1 | 0 | 0 | 0 | 0 | 0 | 0 | 0 | 0 | 0 | 0 | 0 | 0 | 0 | 0 | L | 24-27 |
| 2026 TOTALS | | 7-0 | 8 | 2 | 6 | 0.0 | 0.0 | 1 | 1 | 2 | 0 | 0 | 0 | 0 | 0 | 0 | 0 | 0 | 0 | 0 | 0 | 0 | 0 | 0 | 1-6 | |

### 2025 GAME-BY-GAME POSTSEASON STATISTICS (PACKERS)

| | | | TACKLES | | | | | | | | INTERCEPTIONS | | | | | O. FUMB | | | | ST | | | | | | |
|---|---|---|---|---|---|---|---|---|---|---|---|---|---|---|---|---|---|---|---|---|---|---|---|---|---|---|
| DATE | OPPONENT | P/S | TK | S | A | SK | YDS | TFL | YDS | QBP | NO | YDS | LG | TD | PD | FF | FR | TD | YDS | TK | S | A | FF | FR | W/L | SCORE |
| 01/10 | at Bears | P | 0 | 0 | 0 | 0.0 | 0.0 | 0 | 0 | 0 | 0 | 0 | 0 | 0 | 0 | 0 | 0 | 0 | 0 | 0 | 0 | 0 | 0 | 0 | L | 27-31 |
| 2025 TOTALS | | 1-0 | 0 | 0 | 0 | 0.0 | 0.0 | 0 | 0 | 0 | 0 | 0 | 0 | 0 | 0 | 0 | 0 | 0 | 0 | 0 | 0 | 0 | 0 | 0 | 0-1 | |

# CARNELL TATE

## WIDE RECEIVER ★ 6'2" ★ 192 LBS

**COLLEGE:** OHIO STATE ★ **HOMETOWN:** CHICAGO, ILL.
**NFL EXPERIENCE (NFL/TITANS):** Rookie ★ **ACQUIRED:** D1A-'26
**GAMES PLAYED/GAMES STARTED:** 7/5(Playoffs: 0/0)

14

**PRO:** The Titans drafted Carnell Tate with the fourth overall pick in the 2026 NFL Draft. The 6-foot-2-inch, 192-pounder is a crafty route runner and proven downfield threat who possesses a large catch radius and elite body control. The Chicago, Ill., native played three seasons (2023-25) at Ohio State where he tallied 121 receptions for 1,872 yards with 14 touchdowns.

### TITANS TIDBITS:

• Tate tragically lost his mother, Ashley Griggs, in 2023 due to a drive-by shooting. Tate has honored his mom every step of the way since losing the woman closest to him. In college, he would blow kisses to the sky whenever he scored to honor her. In 2025, Tate took time out to meet a young Ohio State fan who had also lost his mother to a drive-by shooting and offered advice and support on handling grief. During the Combine, Tate wore a necklace with his mom's name on it as he completed the on-field drills. On draft night, Tate had his mother's name inscribed on his suit jacket.
• Tate has a love for Legos and video games, including his current favorite Call of Duty.

### CAREER TRANSACTIONS:

• The Chicago, Ill., native was selected by the Titans in the first round (fourth overall) of the 2026 NFL Draft.

### SEASON RECAPS:

**2026 (7/5):** Leads the team with 34 receptions and 413 receiving yards. Has led the team in receptions four times in 2026 (vs. PHI, at BAL, at IND, vs. CLE). Has led or tied for the team lead in receiving yards five times in 2026 (vs. NYJ, at NYG, at BAL, at IND, vs. CLE). Played in and started his first career NFL contest against N.Y. Jets (9/13/26).
• Against N.Y. Jets (9/13), started at wide receiver in his NFL debut and tied for the team lead with 38 receiving yards on four catches. Collected his first career reception on a 12-yard pass in the opening quarter.
• Against Philadelphia (9/20), started at wide receiver and led the team with three receptions for 27 yards.
• At N.Y. Giants (9/27), played as a reserve at wide receiver and led the team with 58 receiving yards on six catches.
• At Baltimore (10/4), saw significant action as a reserve at wide receiver and led the team with nine receptions and 145 receiving yards. His 145 receiving yards were the most by any Titans player since A.J. Brown in 2021. Snared a 22-yard reception during the Titans' initial scoring drive in the first quarter. Extended the Titans' final touchdown drive with a 33-yard grab down to the Ravens' three-yard line on fourth-and-11 in the final stanza.
• Against Houston (10/11), started at wide receiver and snared a six-yard reception.
• At Indianapolis (10/18), started at wide receiver and led the team with six catches and 70 receiving yards to go along with his first career NFL touchdown. Evened the score at 13-13 with his first career touchdown on an eight-yard catch from Cam Ward in the final stanza. Extended the Titans' initial scoring drive with a 19-yard reception along the sideline in the third quarter. Drew a 36-yard pass interference penalty during the Titans' game-winning scoring drive in the final stanza.
• Against Cleveland (10/25), started at wide receiver and led the team with five catches and 69 receiving yards. Extended the Titans' game-tying touchdown drive by snaring an 18-yard pass to the Browns' one-yard line on third-and-12 in the final stanza.

### COLLEGE:

• Saw action in 39 games with 27 starts over three seasons (2023-25) at Ohio State. Finished his career with 121 receptions for 1,872 yards and 14 touchdowns. Had a reception in 37 of 39 games in which he played.

**AS A JUNIOR (2025),** appeared in 11 games and recorded 51 receptions for 875 yards, a 17.2 yards per reception average with nine touchdowns. Had four 100-yard receiving games. Named a first-team All-Big Ten by both coaches and media. Was named a first-team Academic All-American by the College Sports Communicators. Four major organizations – the American Football Coaches Association, The Sporting News, Associated Press and On3 – named him a second-team All-American as a junior.
• Against Ohio (9/13), had five receptions for 101 yards and one touchdown.
• Against Minnesota (10/4), totaled a career-high 183 receiving yards off a career-best nine catches.
• At Wisconsin (10/18), recorded six receptions for 111 yards with two touchdowns.
• Against Penn State (11/1), totaled five receptions for 124 yards with one touchdown.

**AS A SOPHOMORE (2024),** started in 15 games and caught 52 passes for 733 yards with four touchdowns during the Ohio State national championship run.
• Against Nebraska (10/26), tallied four receptions for 102 yards with one touchdown. It marked his first 100-yard receiving game.
• Against Northwestern (11/16), had a memorable and personal homecoming in the Northwestern game at Wrigley Field with four catches for 52 yards with two touchdowns.
• Against Texas (1/10), recorded seven receptions for 87 yards in the College Football Playoff game.
• Against Notre Dame (1/20), recorded two receptions for 35 yards in the National Championship Game.

**AS A FRESHMAN (2023),** appeared in 13 games with one start and recorded 18 receptions for 264 yards with one touchdown. His freshman season totals eclipsed the freshman year totals of recent Ohio State greats: Chris Olave (12 receptions in 2018), Marvin Harrison Jr. (11 in 2021), Curtis Samuel (11 in 2014) and Jaxon Smith-Njigba (10 in 2020).
• Against Indiana (9/2), caught a pass in his first game as a Buckeye.
• Against Western Kentucky (9/16), scored his first touchdown on a 28-yard reception.
• At Purdue (10/14), had three receptions for 79 yards.
• Graduated in May 2026 with a degree in Sports Industries from Ohio State.

### PERSONAL:

• Attended Marist (Ill.) High School for his freshman and sophomore seasons before finishing his high school career at IMG Academy.
• Was named a four-star prospect and the No. 25 player nationally regardless of position by 247Sports as a senior.
• As a senior (2022), averaged 20.3 yards per catch as a senior. Totaled 750 yards receiving and eight touchdowns over eight games.
• As a freshman (2019), became one of the first freshmen to play varsity games at the coveted Catholic college prep school, Marist, finishing his freshman year with 28 receptions for 444 yards with five touchdowns.
• Son of LeSean Tate and the late Ashley Griggs.
• Has four siblings: A'Kayla, Re'Niyah, Re'Asia and LeSean Tate Jr.
• Follow Tate on Instagram and X at @carnelltate.
• Born Carnell Tate on Jan. 19, 2005 in Chicago, Ill.

### CARNELL TATE'S NFL REGULAR SEASON RUSHING/RECEIVING STATISTICS

| | | | | RECEIVING | | | | | RUSHING | | | | |
|---|---|---|---|---|---|---|---|---|---|---|---|---|---|
| DATE | TEAM | GP | GS | NO. | YDS. | AVG. | LG | TD | NO. | YDS. | AVG. | LG | TD |
| 2026 | Titans | 7 | 5 | 34 | 413 | 12.1 | 33 | 1 | 0 | 0 | 0.0 | 0 | 0 |
| NFL TOTALS | | 7 | 5 | 34 | 413 | 12.1 | 33 | 1 | 0 | 0 | 0.0 | 0 | 0 |

## SINGLE-GAME HIGHS: RECEIVING

| | |
|---|---|
| **Receptions** | 9 (at Baltimore Ravens, Oct 04, 2026) |
| **Receiving Yards** | 145 (at Baltimore Ravens, Oct 04, 2026) |
| **Receiving Average** | 16.1 (at Baltimore Ravens, Oct 04, 2026) |
| **Longest Receptions** | 33 (2 times, last at Baltimore Ravens, Oct 04, 2026) |
| **Receiving TDs** | 1 (at Indianapolis Colts, Oct 18, 2026) |
| **All-Purpose Yards** | 145 (at Baltimore Ravens, Oct 04, 2026) |
| **Most TDs** | 1 (at Indianapolis Colts, Oct 18, 2026) |
| **Scrimmage Yards** | 145 (at Baltimore Ravens, Oct 04, 2026) |

## 100-YARD RECEIVING GAMES (1): REGULAR SEASON

| DATE | TEAM | NO. | YDS. | AVG. | LG | TD |
|---|---|---|---|---|---|---|
| 10/04/26 | at Ravens | 9 | 145 | 16.1 | 33 | 0 |

## 2026 GAME-BY-GAME REGULAR-SEASON STATISTICS (TITANS)

| | | | RECEIVING | | | | | RUSHING | | | | | | |
|---|---|---|---|---|---|---|---|---|---|---|---|---|---|---|
| DATE | OPPONENT | P/S | NO. | YDS. | AVG. | LG | TD | NO. | YDS. | AVG. | LG | TD | W/L | SCORE |
| 09/13 | Jets | S | 4 | 38 | 9.5 | 14 | 0 | 0 | 0 | 0.0 | 0 | 0 | L | 10-23 |
| 09/20 | Eagles | S | 3 | 27 | 9.0 | 15 | 0 | 0 | 0 | 0.0 | 0 | 0 | L | 20-24 |
| 09/27 | at Giants | P | 6 | 58 | 9.7 | 20 | 0 | 0 | 0 | 0.0 | 0 | 0 | L | 7-12 |
| 10/04 | at Ravens | P | 9 | 145 | 16.1 | 33 | 0 | 0 | 0 | 0.0 | 0 | 0 | L | 18-24 |
| 10/11 | Texans | S | 1 | 6 | 6.0 | 6 | 0 | 0 | 0 | 0.0 | 0 | 0 | L | 3-26 |
| 10/18 | at Colts | S | 6 | 70 | 11.7 | 19 | 1 | 0 | 0 | 0.0 | 0 | 0 | W | 26-20 |
| 10/25 | Browns | S | 5 | 69 | 13.8 | 18 | 0 | 0 | 0 | 0.0 | 0 | 0 | L | 24-27 |
| **2026 TOTALS** | | **7-5** | **34** | **413** | **12.1** | **33** | **1** | **0** | **0** | **0.0** | **0** | **0** | **1-6** | |

# ALONTAE TAYLOR

**CORNERBACK ★ 6'1" ★ 199 LBS**

**COLLEGE:** TENNESSEE ★ **HOMETOWN:** MANCHESTER, TENN.
**NFL EXPERIENCE (NFL/TITANS):** 5/1 ★ **ACQUIRED:** UFA (NO)-'26
**GAMES PLAYED/GAMES STARTED:** 69/58(Playoffs: 0/0)

**24**

## CAREER HIGHLIGHTS

• In 2025, Taylor tallied 83 tackles, two interceptions, two sacks, 11 passes defensed and seven stops for loss in his final season with the Saints.
• In 2024, Taylor posted career-highs with 89 tackles, four sacks, seven stops for loss, 16 passes defensed and two forced fumbles. His 16 passes defensed led the Saints and tied for fifth in the NFL.

**PRO:** The Titans signed Alontae Taylor early in the 2026 free agency period to add athleticism and playmaking to the secondary. The 6-foot-1-inch, 199-pound cornerback was selected by the New Orleans Saints in the second round of the 2022 NFL Draft and saw action in 64 games with 53 starts with the club. Prior to his arrival in Tennessee, the University of Tennessee product collected 292 tackles, four interceptions, seven sacks, 21 stops for loss, three forced fumbles and 52 passes defensed in his first four pro campaigns. His 52 pass breakups from 2022-25 rank fourth in the NFL.

## TITANS TIDBITS:

• Taylor annually holds his Chosen One Youth Football Camp for local youth ages 6-18 at Coffee County High School in his hometown of Manchester, Tenn.
• Taylor enrolled early at University of Tennessee in the spring of 2018 and began his career at wide receiver. He transitioned to defensive back in fall camp and became the first Vols true freshman to start a season opener in the secondary since 2013.
• Taylor was voted by his peers to two terms as the vice chair of the SEC Football Leadership Council, where he ended up being instrumental as a student voice in helping the SEC return to play during the Covid-19 pandemic. He was also the Vice President of Student-Athlete Advisory Commitee at Tennessee.

## CAREER TRANSACTIONS:

• The Manchester, Tenn., native was selected by the New Orleans in the second round (49th overall) of the 2022 NFL Draft.
• Signed by the Titans as an unrestricted free agent on March 12, 2026.

## SEASON RECAPS:

**2026 (5/5 - Tennessee):** Leads the team with four tackles for loss. Has tied for the team lead in sacks once in 2026 (at NYG).
• Against N.Y. Jets (9/13), started at cornerback in his Titans debut and posted six tackles.
• Against Philadelphia (9/20), started at cornerback and compiled five tackles, including two stops for loss. Stopped Jalen Hurts for a one-yard loss on a rush in the opening quarter. Stonewalled Will Shipley for a two-yard loss on a short pass in the second quarter.
• At N.Y. Giants (9/27), started at cornerback and notched four tackles, including a sack and a quarterback pressure. Dropped Jameis Winston for a one-yard sack on the final play of the first quarter.
• At Baltimore (10/4), started at cornerback and recorded six tackles, including a stop for loss. Halted a Ravens' drive by stonewalling Derrick Henry for a one-yard loss on a third-and-two rush in the fourth quarter.
• Against Houston (10/11), started at cornerback and collected four tackles.
• At Indianapolis (10/18), was inactive.
• Against Cleveland (10/25), dressed but did not see game action.

**2025 (17/16 - New Orleans):** Saw action in all 17 games for the third consecutive season with a career-best 16 starts. Amassed 83 tackles, two interceptions, two sacks, 11 passes defensed and seven stops for loss.
• At Carolina (11/9), tallied six tackles, an interception and a stop for loss. Picked off a Bryce Young pass intended for Tetairoa McMillan and returned it 11 yards in the final stanza.
• At Tampa Bay (12/7), collected two tackles, an interception and another pass defensed. Intercepted a Baker Mayfield pass intended for Kameron Johnson and brought it back 10 yards on the first drive of the second half.
• At Tennessee (12/28), tied a career-high with nine tackles to go along with a season-best four passes defensed.

**2024 (17/15 - New Orleans):** Played in all 17 contests with 15 combined starts at both nickel cornerback and outside cornerback, recording career-highs with 89 tackles, four sacks, seven stops for loss, 16 passes defensed and two forced fumbles. His 16 passes defensed tied for fifth in the NFL.
• Against Carolina (9/8), recorded a team-high six stops, a pass defensed and three sacks. Became the first Saints defensive back to ever record three sacks in a game and sparked a statement win in the season opener.
• At Dallas (9/15), started at nickel cornerback and led the team in tackles for the second straight week, recording a career-high nine tackles, including a stop for loss.
• At Carolina (11/3), moved into the starting lineup at outside cornerback, where he stayed for the remainder of the season, finishing the game with four tackles and a season-high three passes defensed.

**2023 (17/13 - New Orleans):** Appeared in all 17 contests with 13 starts as the nickel cornerback and tallied 75 tackles, two interceptions, 14 passes defensed, a sack, six stops for loss and a forced fumble. His 14 passes defensed tied for ninth in th NFL.
• Against Tennessee (9/10), recorded four tackles and a pass defensed in the season-opening win while playing a pivotal role in a secondary that forced Ryan Tannehill into a career-low 28.8 passer rating.
• At Green Bay (9/24), posted five tackles, a sack, two stops for loss and a career-high five passes defensed, tying for the league's highest single-game total in 2023.
• Against Carolina (12/10), recorded six tackles, his first career forced fumble and two passes defensed.
• At Tampa Bay (12/31), posted his first career interception, while adding four tackles. Intercepted a pass intended for Trey Palmer early in the second quarter.
• Against Atlanta (1/7), notched his second straight game with an interception in the season finale. Picked off a Desmond Ridder pass intended for Kyle Pitts and returned it 16 yards to the Falcons' 25-yard line early in the third stanza.

**2022 (13/9 - New Orleans):** Appeared in 13 games with nine starts as a rookie and registered 45 tackles, a team-high 11 passes defensed, a stop for loss and a special teams tackle. His 11 passes defensed ranked fourth among NFL rookies. Placed on injured reserve on Sept. 24 and missed four games before being designated to return on Oct. 20.
• At Atlanta (9/11), made his NFL debut as a reserve on special teams.
• Against Las Vegas (10/30), started at cornerback and registered three solo tackles and a game-high tying three passes defensed in the 24-0 shutout.
• Against Atlanta (12/18), started at cornerback and notched four solo tackles and three passes defensed.

## COLLEGE:

• Played in 45 games with 31 starts at cornerback in four seasons at Tennessee (2018-21) and collected 162 tackles, four interceptions (one he returned 56 yards for a touchdown), a half sack, five stops for loss, three forced fumbles, a fumble recovery for a touchdown, 17 passes defensed and a blocked punt.
• As a senior (2021), started all 12 games of the regular season and had a career-best 60 tackles, two interceptions and six passes defensed. Added an additional pick on a two-point conversion attempt and a forced fumble.
• As a junior (2020), played in eight games with five starts at cornerback despite battling injuries much of the season. Tallied 29 tackles, including two stops for loss, an interception and five passes defensed.
• As a sophomore (2019), saw action in all 13 games with six starts and finished the season with 33 tackles, an interception, a half sack and four passes defensed.
• As a true freshman (2018), played in all 12 games with eight starts and recorded 40 tackles, a stop for loss, two forced fumbles, two passes defensed and a blocked kick. Became Tennessee's first true freshman

defensive back to start a season opener since 2013.
• Earned his undergraduate degree in communication studies from Tennessee in December 2021.

## PERSONAL:

• Attended Coffee County (Manchester, Tenn.) High School where he was a consensus top 10 recruit in Tennessee. Tallied 8,225 yards of total offense and 75 touchdowns during his four-year career at quarterback.
• Was a member of the ESPN 300 and was invited to play in the 2018 Under Armour All-American Game.
• Played in the 2017 Toyota East West Tennessee Football All-Star Classic and was named MVP of the East Team after throwing the game-winning touchdown on a double-pass.
• As a senior (2017), made Tennessee Sports Writers Association Class 6A All-State team and earned Region 3-6A Athlete of the Year.
• Taylor grew up playing baseball, basketball and football, but then focused solely on football after his freshman year of high school.
• Son of Laurie and Nate Love. Has seven sisters - Al'keiah Martin, Lauryn Newbern, Kia Bridges, Kayla Bridges, Aleriya Martin, Ali Martin and Alexeona Bowens.
• Taylor credits his late grandmother, Ginger Irene Burnett Reese, as his biggest motivator and one of the main reasons why he made it to the NFL.
• Follow Taylor on Instagram at @alontaeetaylor and on X at @taeetaylor.
• Born Alontae Devaun Taylor on Dec. 3, 1998 in Winchester, Tenn.

## ALONTAE TAYLOR'S NFL REGULAR SEASON DEFENSIVE STATISTICS

| | | | | TACKLES | | | | | | | | INTERCEPTIONS | | | | | O. FUMB | | | | ST | | | | |
|---|---|---|---|---|---|---|---|---|---|---|---|---|---|---|---|---|---|---|---|---|---|---|---|---|---|
| DATE | TEAM | GP | GS | TK | S | A | TFL | YDS | SK | YDS | QBP | NO | YDS | LG | TD | PD | FF | FR | TD | YDS | TK | S | A | FF | FR |
| 2022 | Saints | 13 | 9 | 45 | 38 | 7 | 1 | 2 | 0.0 | 0.0 | 0 | 0 | 0 | 0 | 0 | 11 | 0 | 0 | 0 | 0 | 1 | 1 | 0 | 0 | 0 |
| 2023 | Saints | 17 | 13 | 75 | 56 | 19 | 6 | 24 | 1.0 | 14.0 | 3 | 2 | 16 | 16 | 0 | 14 | 1 | 0 | 0 | 0 | 0 | 0 | 0 | 0 | 0 |
| 2024 | Saints | 17 | 15 | 89 | 61 | 28 | 7 | 48 | 4.0 | 32.5 | 9 | 0 | 0 | 0 | 0 | 16 | 2 | 0 | 0 | 0 | 0 | 0 | 0 | 0 | 0 |
| 2025 | Saints | 17 | 16 | 83 | 59 | 24 | 7 | 37 | 2.0 | 23.0 | 9 | 2 | 21 | 11 | 0 | 11 | 0 | 0 | 0 | 0 | 0 | 0 | 0 | 0 | 0 |
| 2026 | Titans | 5 | 5 | 25 | 19 | 6 | 4 | 5 | 1.0 | 1.0 | 1 | 0 | 0 | 0 | 0 | 0 | 0 | 0 | 0 | 0 | 0 | 0 | 0 | 0 | 0 |
| NFL TOTALS | | 69 | 58 | 317 | 233 | 84 | 25 | 116 | 8.0 | 70.5 | 22 | 4 | 37 | 16 | 0 | 52 | 3 | 0 | 0 | 0 | 1 | 1 | 0 | 0 | 0 |

## SINGLE-GAME HIGHS: DEFENSIVE

| | |
|---|---|
| Total Tackles | 9 (3 times, last at Tennessee Titans, Dec 28, 2025) |
| Solo Tackles | 7 (3 times, last at Tennessee Titans, Dec 28, 2025) |
| Sacks | 3.0 (vs. Carolina Panthers, Sep 08, 2024) |
| Passes Defensed | 5 (at Green Bay Packers, Sep 24, 2023) |
| Forced Fumbles | 1 (3 times, last at Kansas City Chiefs, Oct 07, 2024) |
| Tackles For Loss | 3 (vs. Carolina Panthers, Sep 08, 2024) |
| Interceptions | 1 (4 times, last at Tampa Bay Buccaneers, Dec 07, 2025) |
| Interception Return Yards | 16 (vs. Atlanta Falcons, Jan 07, 2024) |
| Special Teams Tackles | 1 (at Cleveland Browns, Dec 24, 2022) |

## 2022 GAME-BY-GAME REGULAR-SEASON STATISTICS (SAINTS)

| | | | TACKLES | | | | | | | | INTERCEPTIONS | | | | | O. FUMB | | | | ST | | | | | | |
|---|---|---|---|---|---|---|---|---|---|---|---|---|---|---|---|---|---|---|---|---|---|---|---|---|---|---|
| DATE | OPPONENT | P/S | TK | S | A | SK | YDS | TFL | YDS | QBP | NO | YDS | LG | TD | PD | FF | FR | TD | YDS | TK | S | A | FF | FR | W/L | SCORE |
| 09/11 | at Falcons | P | 0 | 0 | 0 | 0.0 | 0.0 | 0 | 0 | 0 | 0 | 0 | 0 | 0 | 0 | 0 | 0 | 0 | 0 | 0 | 0 | 0 | 0 | 0 | W | 27-26 |
| 09/18 | Buccaneers | P | 0 | 0 | 0 | 0.0 | 0.0 | 0 | 0 | 0 | 0 | 0 | 0 | 0 | 1 | 0 | 0 | 0 | 0 | 0 | 0 | 0 | 0 | 0 | L | 10-20 |
| 09/25 | at Panthers | | | | | | | | | | INJURED RESERVE | | | | | | | | | | | | | | L | 14-22 |
| 10/02 | Vikings | | | | | | | | | | INJURED RESERVE | | | | | | | | | | | | | | L | 25-28 |
| 10/09 | Seahawks | | | | | | | | | | INJURED RESERVE | | | | | | | | | | | | | | W | 39-32 |
| 10/16 | Bengals | | | | | | | | | | INJURED RESERVE | | | | | | | | | | | | | | L | 26-30 |
| 10/20 | at Cardinals | S | 3 | 3 | 0 | 0.0 | 0.0 | 0 | 0 | 0 | 0 | 0 | 0 | 0 | 0 | 0 | 0 | 0 | 0 | 0 | 0 | 0 | 0 | 0 | L | 34-42 |
| 10/30 | Raiders | S | 3 | 3 | 0 | 0.0 | 0.0 | 0 | 0 | 0 | 0 | 0 | 0 | 0 | 3 | 0 | 0 | 0 | 0 | 0 | 0 | 0 | 0 | 0 | W | 24-0 |
| 11/07 | Ravens | S | 5 | 3 | 2 | 0.0 | 0.0 | 0 | 0 | 0 | 0 | 0 | 0 | 0 | 1 | 0 | 0 | 0 | 0 | 0 | 0 | 0 | 0 | 0 | L | 13-27 |
| 11/13 | at Steelers | S | 6 | 6 | 0 | 0.0 | 0.0 | 0 | 0 | 0 | 0 | 0 | 0 | 0 | 0 | 0 | 0 | 0 | 0 | 0 | 0 | 0 | 0 | 0 | L | 10-20 |
| 11/20 | Rams | S | 5 | 5 | 0 | 0.0 | 0.0 | 0 | 0 | 0 | 0 | 0 | 0 | 0 | 1 | 0 | 0 | 0 | 0 | 0 | 0 | 0 | 0 | 0 | W | 27-20 |
| 11/27 | at 49ers | P | 4 | 3 | 1 | 0.0 | 0.0 | 0 | 0 | 0 | 0 | 0 | 0 | 0 | 0 | 0 | 0 | 0 | 0 | 0 | 0 | 0 | 0 | 0 | L | 0-13 |
| 12/05 | at Buccaneers | S | 8 | 6 | 2 | 0.0 | 0.0 | 1 | 2 | 0 | 0 | 0 | 0 | 0 | 1 | 0 | 0 | 0 | 0 | 0 | 0 | 0 | 0 | 0 | L | 16-17 |
| 12/18 | Falcons | S | 4 | 4 | 0 | 0.0 | 0.0 | 0 | 0 | 0 | 0 | 0 | 0 | 0 | 3 | 0 | 0 | 0 | 0 | 0 | 0 | 0 | 0 | 0 | W | 21-18 |
| 12/24 | at Browns | S | 5 | 3 | 2 | 0.0 | 0.0 | 0 | 0 | 0 | 0 | 0 | 0 | 0 | 1 | 0 | 0 | 0 | 0 | 1 | 1 | 0 | 0 | 0 | W | 17-10 |
| 01/01 | at Eagles | P | 0 | 0 | 0 | 0.0 | 0.0 | 0 | 0 | 0 | 0 | 0 | 0 | 0 | 0 | 0 | 0 | 0 | 0 | 0 | 0 | 0 | 0 | 0 | W | 20-10 |
| 01/08 | Panthers | S | 2 | 2 | 0 | 0.0 | 0.0 | 0 | 0 | 0 | 0 | 0 | 0 | 0 | 0 | 0 | 0 | 0 | 0 | 0 | 0 | 0 | 0 | 0 | L | 7-10 |
| 2022 TOTALS | | 13-9 | 45 | 38 | 7 | 0.0 | 0.0 | 1 | 2 | 0 | 0 | 0 | 0 | 0 | 11 | 0 | 0 | 0 | 0 | 1 | 1 | 0 | 0 | 0 | 7-10 | |

## 2023 GAME-BY-GAME REGULAR-SEASON STATISTICS (SAINTS)

| | | | TACKLES | | | | | | | | INTERCEPTIONS | | | | | O. FUMB | | | | ST | | | | | | |
|---|---|---|---|---|---|---|---|---|---|---|---|---|---|---|---|---|---|---|---|---|---|---|---|---|---|---|
| DATE | OPPONENT | P/S | TK | S | A | SK | YDS | TFL | YDS | QBP | NO | YDS | LG | TD | PD | FF | FR | TD | YDS | TK | S | A | FF | FR | W/L | SCORE |
| 09/10 | Titans | P | 4 | 2 | 2 | 0.0 | 0.0 | 0 | 0 | 0 | 0 | 0 | 0 | 0 | 1 | 0 | 0 | 0 | 0 | 0 | 0 | 0 | 0 | 0 | W | 16-15 |
| 09/18 | at Panthers | P | 5 | 5 | 0 | 0.0 | 0.0 | 2 | 3 | 0 | 0 | 0 | 0 | 0 | 1 | 0 | 0 | 0 | 0 | 0 | 0 | 0 | 0 | 0 | W | 20-17 |
| 09/24 | at Packers | S | 5 | 5 | 0 | 1.0 | 14.0 | 2 | 20 | 2 | 0 | 0 | 0 | 0 | 5 | 0 | 0 | 0 | 0 | 0 | 0 | 0 | 0 | 0 | L | 17-18 |
| 10/01 | Buccaneers | S | 4 | 3 | 1 | 0.0 | 0.0 | 0 | 0 | 0 | 0 | 0 | 0 | 0 | 0 | 0 | 0 | 0 | 0 | 0 | 0 | 0 | 0 | 0 | L | 9-26 |
| 10/08 | at Patriots | S | 6 | 4 | 2 | 0.0 | 0.0 | 0 | 0 | 0 | 0 | 0 | 0 | 0 | 0 | 0 | 0 | 0 | 0 | 0 | 0 | 0 | 0 | 0 | W | 34-0 |
| 10/15 | at Texans | P | 3 | 3 | 0 | 0.0 | 0.0 | 0 | 0 | 0 | 0 | 0 | 0 | 0 | 0 | 0 | 0 | 0 | 0 | 0 | 0 | 0 | 0 | 0 | L | 13-20 |
| 10/19 | Jaguars | S | 6 | 5 | 1 | 0.0 | 0.0 | 0 | 0 | 0 | 0 | 0 | 0 | 0 | 0 | 0 | 0 | 0 | 0 | 0 | 0 | 0 | 0 | 0 | L | 24-31 |
| 10/29 | at Colts | S | 3 | 2 | 1 | 0.0 | 0.0 | 0 | 0 | 0 | 0 | 0 | 0 | 0 | 0 | 0 | 0 | 0 | 0 | 0 | 0 | 0 | 0 | 0 | W | 38-27 |
| 11/05 | Bears | P | 2 | 2 | 0 | 0.0 | 0.0 | 0 | 0 | 0 | 0 | 0 | 0 | 0 | 1 | 0 | 0 | 0 | 0 | 0 | 0 | 0 | 0 | 0 | W | 24-17 |
| 11/12 | at Vikings | S | 5 | 4 | 1 | 0.0 | 0.0 | 1 | 0 | 0 | 0 | 0 | 0 | 0 | 2 | 0 | 0 | 0 | 0 | 0 | 0 | 0 | 0 | 0 | L | 19-27 |
| 11/26 | at Falcons | S | 6 | 3 | 3 | 0.0 | 0.0 | 0 | 0 | 0 | 0 | 0 | 0 | 0 | 0 | 0 | 0 | 0 | 0 | 0 | 0 | 0 | 0 | 0 | L | 15-24 |
| 12/03 | Lions | S | 3 | 2 | 1 | 0.0 | 0.0 | 0 | 0 | 0 | 0 | 0 | 0 | 0 | 0 | 0 | 0 | 0 | 0 | 0 | 0 | 0 | 0 | 0 | L | 28-33 |
| 12/10 | Panthers | S | 6 | 3 | 3 | 0.0 | 0.0 | 0 | 0 | 0 | 0 | 0 | 0 | 0 | 2 | 1 | 0 | 0 | 0 | 0 | 0 | 0 | 0 | 0 | W | 28-6 |
| 12/17 | Giants | S | 6 | 4 | 2 | 0.0 | 0.0 | 1 | 1 | 0 | 0 | 0 | 0 | 0 | 0 | 0 | 0 | 0 | 0 | 0 | 0 | 0 | 0 | 0 | W | 24-6 |
| 12/21 | at Rams | S | 6 | 5 | 1 | 0.0 | 0.0 | 0 | 0 | 1 | 0 | 0 | 0 | 0 | 0 | 0 | 0 | 0 | 0 | 0 | 0 | 0 | 0 | 0 | L | 22-30 |
| 12/31 | at Buccaneers | S | 4 | 3 | 1 | 0.0 | 0.0 | 0 | 0 | 0 | 1 | 0 | 0 | 0 | 1 | 0 | 0 | 0 | 0 | 0 | 0 | 0 | 0 | 0 | W | 23-13 |
| 01/07 | Falcons | S | 1 | 1 | 0 | 0.0 | 0.0 | 0 | 0 | 0 | 1 | 16 | 16 | 0 | 1 | 0 | 0 | 0 | 0 | 0 | 0 | 0 | 0 | 0 | W | 48-17 |
| 2023 TOTALS | | 17-13 | 75 | 56 | 19 | 1.0 | 14.0 | 6 | 24 | 3 | 2 | 16 | 16 | 0 | 14 | 1 | 0 | 0 | 0 | 0 | 0 | 0 | 0 | 0 | 9-8 | |

## 2024 GAME-BY-GAME REGULAR-SEASON STATISTICS (SAINTS)

| | | | TACKLES | | | | | | | | INTERCEPTIONS | | | | | O. FUMB | | | | ST | | | | | | |
|---|---|---|---|---|---|---|---|---|---|---|---|---|---|---|---|---|---|---|---|---|---|---|---|---|---|---|
| DATE | OPPONENT | P/S | TK | S | A | SK | YDS | TFL | YDS | QBP | NO | YDS | LG | TD | PD | FF | FR | TD | YDS | TK | S | A | FF | FR | W/L | SCORE |
| 09/08 | Panthers | P | 6 | 5 | 1 | 3.0 | 26.0 | 3 | 26 | 3 | 0 | 0 | 0 | 0 | 1 | 0 | 0 | 0 | 0 | 0 | 0 | 0 | 0 | 0 | W | 47-10 |
| 09/15 | at Cowboys | S | 9 | 7 | 2 | 0.0 | 0.0 | 1 | 3 | 1 | 0 | 0 | 0 | 0 | 0 | 0 | 0 | 0 | 0 | 0 | 0 | 0 | 0 | 0 | W | 44-19 |
| 09/22 | Eagles | P | 5 | 2 | 3 | 0.5 | 4.0 | 0 | 0 | 1 | 0 | 0 | 0 | 0 | 1 | 1 | 0 | 0 | 0 | 0 | 0 | 0 | 0 | 0 | L | 12-15 |
| 09/29 | at Falcons | S | 4 | 4 | 0 | 0.0 | 0.0 | 0 | 0 | 0 | 0 | 0 | 0 | 0 | 2 | 0 | 0 | 0 | 0 | 0 | 0 | 0 | 0 | 0 | L | 24-26 |
| 10/07 | at Chiefs | S | 5 | 4 | 1 | 0.0 | 0.0 | 2 | 18 | 0 | 0 | 0 | 0 | 0 | 0 | 1 | 0 | 0 | 0 | 0 | 0 | 0 | 0 | 0 | L | 13-26 |
| 10/13 | Buccaneers | S | 6 | 4 | 2 | 0.0 | 0.0 | 1 | 1 | 1 | 0 | 0 | 0 | 0 | 1 | 0 | 0 | 0 | 0 | 0 | 0 | 0 | 0 | 0 | L | 27-51 |
| 10/17 | Broncos | S | 7 | 5 | 2 | 0.0 | 0.0 | 0 | 0 | 0 | 0 | 0 | 0 | 0 | 1 | 0 | 0 | 0 | 0 | 0 | 0 | 0 | 0 | 0 | L | 10-33 |
| 10/27 | at Chargers | S | 3 | 1 | 2 | 0.5 | 2.5 | 0 | 0 | 3 | 0 | 0 | 0 | 0 | 1 | 0 | 0 | 0 | 0 | 0 | 0 | 0 | 0 | 0 | L | 8-26 |
| 11/03 | at Panthers | S | 4 | 3 | 1 | 0.0 | 0.0 | 0 | 0 | 0 | 0 | 0 | 0 | 0 | 3 | 0 | 0 | 0 | 0 | 0 | 0 | 0 | 0 | 0 | L | 22-23 |
| 11/10 | Falcons | S | 9 | 7 | 2 | 0.0 | 0.0 | 0 | 0 | 0 | 0 | 0 | 0 | 0 | 0 | 0 | 0 | 0 | 0 | 0 | 0 | 0 | 0 | 0 | W | 20-17 |
| 11/17 | Browns | S | 8 | 5 | 3 | 0.0 | 0.0 | 0 | 0 | 0 | 0 | 0 | 0 | 0 | 2 | 0 | 0 | 0 | 0 | 0 | 0 | 0 | 0 | 0 | W | 35-14 |
| 12/01 | Rams | S | 5 | 3 | 2 | 0.0 | 0.0 | 0 | 0 | 0 | 0 | 0 | 0 | 0 | 0 | 0 | 0 | 0 | 0 | 0 | 0 | 0 | 0 | 0 | L | 14-21 |
| 12/08 | at Giants | S | 3 | 2 | 1 | 0.0 | 0.0 | 0 | 0 | 0 | 0 | 0 | 0 | 0 | 1 | 0 | 0 | 0 | 0 | 0 | 0 | 0 | 0 | 0 | W | 14-11 |
| 12/15 | Commanders | S | 5 | 3 | 2 | 0.0 | 0.0 | 0 | 0 | 0 | 0 | 0 | 0 | 0 | 0 | 0 | 0 | 0 | 0 | 0 | 0 | 0 | 0 | 0 | L | 19-20 |
| 12/23 | at Packers | S | 6 | 2 | 4 | 0.0 | 0.0 | 0 | 0 | 0 | 0 | 0 | 0 | 0 | 1 | 0 | 0 | 0 | 0 | 0 | 0 | 0 | 0 | 0 | L | 0-34 |
| 12/29 | Raiders | S | 2 | 2 | 0 | 0.0 | 0.0 | 0 | 0 | 0 | 0 | 0 | 0 | 0 | 2 | 0 | 0 | 0 | 0 | 0 | 0 | 0 | 0 | 0 | L | 10-25 |
| 01/05 | at Buccaneers | S | 2 | 2 | 0 | 0.0 | 0.0 | 0 | 0 | 0 | 0 | 0 | 0 | 0 | 0 | 0 | 0 | 0 | 0 | 0 | 0 | 0 | 0 | 0 | L | 19-27 |
| 2024 TOTALS | | 17-15 | 89 | 61 | 28 | 4.0 | 32.5 | 7 | 48 | 9 | 0 | 0 | 0 | 0 | 16 | 2 | 0 | 0 | 0 | 0 | 0 | 0 | 0 | 0 | 5-12 | |

## 2025 GAME-BY-GAME REGULAR-SEASON STATISTICS (SAINTS)

| | | | TACKLES | | | | | | | | INTERCEPTIONS | | | | | O. FUMB | | | | ST | | | | | | |
|---|---|---|---|---|---|---|---|---|---|---|---|---|---|---|---|---|---|---|---|---|---|---|---|---|---|---|
| DATE | OPPONENT | P/S | TK | S | A | SK | YDS | TFL | YDS | QBP | NO | YDS | LG | TD | PD | FF | FR | TD | YDS | TK | S | A | FF | FR | W/L | SCORE |
| 09/07 | Cardinals | P | 2 | 1 | 1 | 1.0 | 15.0 | 1 | 15 | 1 | 0 | 0 | 0 | 0 | 0 | 0 | 0 | 0 | 0 | 0 | 0 | 0 | 0 | 0 | L | 13-20 |
| 09/14 | 49ers | S | 6 | 3 | 3 | 0.0 | 0.0 | 1 | 5 | 0 | 0 | 0 | 0 | 0 | 2 | 0 | 0 | 0 | 0 | 0 | 0 | 0 | 0 | 0 | L | 21-26 |
| 09/21 | at Seahawks | S | 2 | 2 | 0 | 0.0 | 0.0 | 0 | 0 | 0 | 0 | 0 | 0 | 0 | 1 | 0 | 0 | 0 | 0 | 0 | 0 | 0 | 0 | 0 | L | 13-44 |
| 09/28 | at Bills | S | 4 | 3 | 1 | 0.0 | 0.0 | 0 | 0 | 0 | 0 | 0 | 0 | 0 | 0 | 0 | 0 | 0 | 0 | 0 | 0 | 0 | 0 | 0 | L | 19-31 |
| 10/05 | Giants | S | 8 | 4 | 4 | 0.0 | 0.0 | 0 | 0 | 0 | 0 | 0 | 0 | 0 | 0 | 0 | 0 | 0 | 0 | 0 | 0 | 0 | 0 | 0 | W | 26-14 |
| 10/12 | Patriots | S | 5 | 5 | 0 | 0.0 | 0.0 | 0 | 0 | 0 | 0 | 0 | 0 | 0 | 0 | 0 | 0 | 0 | 0 | 0 | 0 | 0 | 0 | 0 | L | 19-25 |
| 10/19 | at Bears | S | 7 | 4 | 3 | 0.0 | 0.0 | 1 | 1 | 0 | 0 | 0 | 0 | 0 | 0 | 0 | 0 | 0 | 0 | 0 | 0 | 0 | 0 | 0 | L | 14-26 |
| 10/26 | Buccaneers | S | 2 | 2 | 0 | 0.0 | 0.0 | 0 | 0 | 1 | 0 | 0 | 0 | 0 | 1 | 0 | 0 | 0 | 0 | 0 | 0 | 0 | 0 | 0 | L | 3-23 |
| 11/02 | at Rams | S | 8 | 5 | 3 | 0.0 | 0.0 | 1 | 5 | 1 | 0 | 0 | 0 | 0 | 0 | 0 | 0 | 0 | 0 | 0 | 0 | 0 | 0 | 0 | L | 10-34 |
| 11/09 | at Panthers | S | 6 | 4 | 2 | 0.0 | 0.0 | 1 | 1 | 3 | 1 | 11 | 11 | 0 | 1 | 0 | 0 | 0 | 0 | 0 | 0 | 0 | 0 | 0 | W | 17-7 |
| 11/23 | Falcons | S | 6 | 5 | 1 | 0.0 | 0.0 | 0 | 0 | 0 | 0 | 0 | 0 | 0 | 0 | 0 | 0 | 0 | 0 | 0 | 0 | 0 | 0 | 0 | L | 10-24 |
| 11/30 | at Dolphins | S | 2 | 2 | 0 | 0.0 | 0.0 | 0 | 0 | 0 | 0 | 0 | 0 | 0 | 0 | 0 | 0 | 0 | 0 | 0 | 0 | 0 | 0 | 0 | L | 17-21 |
| 12/07 | at Buccaneers | S | 2 | 1 | 1 | 0.0 | 0.0 | 0 | 0 | 0 | 1 | 10 | 10 | 0 | 2 | 0 | 0 | 0 | 0 | 0 | 0 | 0 | 0 | 0 | W | 24-20 |
| 12/14 | Panthers | S | 3 | 2 | 1 | 0.0 | 0.0 | 0 | 0 | 0 | 0 | 0 | 0 | 0 | 0 | 0 | 0 | 0 | 0 | 0 | 0 | 0 | 0 | 0 | W | 20-17 |
| 12/21 | Jets | S | 7 | 5 | 2 | 1.0 | 8.0 | 1 | 8 | 2 | 0 | 0 | 0 | 0 | 0 | 0 | 0 | 0 | 0 | 0 | 0 | 0 | 0 | 0 | W | 29-6 |
| 12/28 | at Titans | S | 9 | 7 | 2 | 0.0 | 0.0 | 0 | 0 | 1 | 0 | 0 | 0 | 0 | 4 | 0 | 0 | 0 | 0 | 0 | 0 | 0 | 0 | 0 | W | 34-26 |
| 01/04 | at Falcons | S | 4 | 4 | 0 | 0.0 | 0.0 | 1 | 2 | 0 | 0 | 0 | 0 | 0 | 0 | 0 | 0 | 0 | 0 | 0 | 0 | 0 | 0 | 0 | L | 17-19 |
| **2025 TOTALS** | | **17-16** | **83** | **59** | **24** | **2.0** | **23.0** | **7** | **37** | **9** | **2** | **21** | **11** | **0** | **11** | **0** | **0** | **0** | **0** | **0** | **0** | **0** | **0** | **0** | **6-11** | |

## 2026 GAME-BY-GAME REGULAR-SEASON STATISTICS (TITANS)

| | | | TACKLES | | | | | | | | INTERCEPTIONS | | | | | O. FUMB | | | | ST | | | | | | |
|---|---|---|---|---|---|---|---|---|---|---|---|---|---|---|---|---|---|---|---|---|---|---|---|---|---|---|
| DATE | OPPONENT | P/S | TK | S | A | SK | YDS | TFL | YDS | QBP | NO | YDS | LG | TD | PD | FF | FR | TD | YDS | TK | S | A | FF | FR | W/L | SCORE |
| 09/13 | Jets | S | 6 | 3 | 3 | 0.0 | 0.0 | 0 | 0 | 0 | 0 | 0 | 0 | 0 | 0 | 0 | 0 | 0 | 0 | 0 | 0 | 0 | 0 | 0 | L | 10-23 |
| 09/20 | Eagles | S | 5 | 5 | 0 | 0.0 | 0.0 | 2 | 3 | 0 | 0 | 0 | 0 | 0 | 0 | 0 | 0 | 0 | 0 | 0 | 0 | 0 | 0 | 0 | L | 20-24 |
| 09/27 | at Giants | S | 4 | 4 | 0 | 1.0 | 1.0 | 1 | 1 | 1 | 0 | 0 | 0 | 0 | 0 | 0 | 0 | 0 | 0 | 0 | 0 | 0 | 0 | 0 | L | 7-12 |
| 10/04 | at Ravens | S | 6 | 4 | 2 | 0.0 | 0.0 | 1 | 1 | 0 | 0 | 0 | 0 | 0 | 0 | 0 | 0 | 0 | 0 | 0 | 0 | 0 | 0 | 0 | L | 18-24 |
| 10/11 | Texans | S | 4 | 3 | 1 | 0.0 | 0.0 | 0 | 0 | 0 | 0 | 0 | 0 | 0 | 0 | 0 | 0 | 0 | 0 | 0 | 0 | 0 | 0 | 0 | L | 3-26 |
| 10/18 | at Colts | | | | | | | | | | INACTIVE | | | | | | | | | | | | | | W | 26-20 |
| 10/25 | Browns | | | | | | | | | | DID NOT PLAY | | | | | | | | | | | | | | L | 24-27 |
| **2026 TOTALS** | | **5-5** | **25** | **19** | **6** | **1.0** | **1.0** | **4** | **5** | **1** | **0** | **0** | **0** | **0** | **0** | **0** | **0** | **0** | **0** | **0** | **0** | **0** | **0** | **0** | **1-6** | |



# SOLOMON THOMAS

**DEFENSIVE TACKLE ★ 6'2" ★ 285 LBS**

**COLLEGE:** STANFORD ★ **HOMETOWN:** COPPELL, TEXAS
**NFL EXPERIENCE (NFL/TITANS):** 10/1 ★ **ACQUIRED:** T (DAL)-'26
**GAMES PLAYED/GAMES STARTED:** 138/36(Playoffs: 4/0)

90

2022 2023 2024 2025

## CAREER HIGHLIGHTS

• In 2023, Thomas played in all 17 games with three starts for the Jets and recorded 31 tackles, a career-high five sacks and 17 quarterback pressures.

**PRO:** The Titans traded for Solomon Thomas early in the 2026 offseason to add physicality and versatility to the defensive line. The 6-foot-2-inch, 285-pounder is an experienced veteran who can contribute across the entire defensive front. Thomas was originally selected by the San Francisco 49ers in the first round of the 2017 NFL Draft and spent his initial four campaigns with the club. He joined the Las Vegas Raiders for one season in 2021 before a three-year stint with the N.Y. Jets. In 2025, the Stanford product suited up for the Dallas Cowboys. Prior to his arrival in Tennessee, he appeared in 131 games with 36 starts and posted 239 tackles, 18.5 sacks, 138 quarterback pressures, six passes defensed, three forced fumbles and two fumble recoveries.

## TITANS TIDBITS:

• Thomas and his parents founded The Defensive Line, a nonprofit working to destigmatize mental health and end youth suicide. Solomon's sister, Ella Elizabeth Thomas, died by suicide at the age of 24. Their mission is to end the epidemic of youth suicide—particularly among young people of color—by revolutionizing the way we talk about, understand, and support mental health. The foundation is committed to creating safe, inclusive, and culturally responsive spaces that foster connection, resilience, and healing through honest conversations, community engagement, and systemic change.
• In 2018-19, Thomas walked to raise money for the American Foundation for Suicide Prevention. "I lost one of the most important people in my world to suicide," said Thomas. "I will be walking for her and for everyone who suffers from the pain she felt. Ella was my sister. Ella was my best friend. She loved harder than she could breathe. She taught me to be myself, to make everyone feel loved, to appreciate everything in front of me, and so much more. She was so perceptive and so compassionate. I will live every day for my amazing sister."
• Thomas was the Cowboys' 2025 Walter Payton Man of the Year club winner, showcasing exemplary philanthropic work and a strong impact for the community off the field. He was the Jets' nominee in all three of his previous seasons in New York (2022-24).
• Thomas was born in Chicago, Ill., but spent part of his childhood living in Australia. His father, Chris, was an international sales manager for Proctor & Gamble and he was stationed there. Thomas grew up learning to surf and enjoyed playing on the beach and eating fish and chips. He didn't begin playing football until he moved to Coppell, Texas.
• Thomas comes from an athletic family. His father, Chris, and mother, Martha, each attended the College of Wooster (Ohio) where Chris played basketball and Martha ran track. Solomon's uncle, Jon Thomas, ran track at Indiana University where he was a four-time Big Ten 400m hurdles champion.

## CAREER TRANSACTIONS:

• The Coppell, Texas, native was selected by the San Francisco 49ers in the first round (third overall) of the 2017 NFL Draft.
• Signed by the Las Vegas Raiders as an unrestricted free agent on March 19, 2021.
• Signed by the N.Y. Jets as an unrestricted free agent on March 29, 2022.
• Signed by the Dallas Cowboys as an unrestricted free agent on March 13, 2025.
• Traded by the Cowboys with a 2026 seventh-round pick to the Titans in exchange for a 2026 seventh-round pick on March 12, 2026.

## SEASON RECAPS:

**2026 (7/0 - Tennessee):**
• Against N.Y. Jets (9/13), made his Titans debut as a reserve on the defensive front.
• Against Philadelphia (9/20), played as a reserve at defensive tackle and compiled four tackles with a quarterback pressure.
• At N.Y. Giants (9/27), saw action as a reserve at defensive tackle and notched two quarterback pressures.
• At Baltimore (10/4), played as a reserve at defensive tackle and recorded three tackles.
• Against Houston (10/11), saw action as a reserve at defensive tackle and collected three tackles.
• At Indianapolis (10/18), played as a reserve at defensive tackle and registered a tackle with a quarterback pressure.
• Against Cleveland (10/25), saw action as a reserve at defensive tackle and amassed a tackle.

**2025 (16/2 - Dallas):** Played in 16 games with two starts and amassed 27 tackles, 11 quarterback pressures, threes stops for loss and a pass defensed. Was inactive for one contest.
• Against N.Y. Giants (9/14), posted seven tackles, the second-most stops of his career.

**2024 (16/1 - N.Y. Jets):** Appeared in 16 games with one start and compiled 26 tackles, 3.5 sacks, two stops for loss, 19 quarterback pressures, two passes defensed, a forced fumble and a fumble recovery. Was inactive for one contest.
• At Tennessee (9/15), recorded his first sack of the season while adding three tackles and a pass defensed. Dropped Will Levis for an eight-yard sack late in the second quarter.
• At Jacksonville (12/15), amassed three tackles, including a two-yard sack of Mac Jones in the final stanza.

**2023 (17/3 - N.Y. Jets):** Saw action in all 17 games with three starts and recorded 31 tackles, a career-high five sacks, three stops for loss, 17 quarterback pressures and a pass defensed. Among interior defensive linemen with at least 100 pass rush snaps, recorded the seventh-highest sack percentage, sacking opposing passers on 2.37 percent of his 211 pass rush snaps.
• At Dallas (9/17), posted his first sack of the season, adding two tackles.
• At Las Vegas (11/12), notched three tackles, including an eight-yard sack of Aidan O'Connell in the secod stanza.
• Against Houston (12/10), registered two tackles and dropped C.J. Stroud for a nine-yard loss in the second quarter.

**2022 (17/0 - N.Y. Jets):** Played in all 17 games as a reserve and tallied 26 tackles, two stops for loss, a half sack and eight quarterback pressures. Was a part of a defense that finished fourth in total defense (311.1 yards per game) and a member of a pass rush that produced a 30.6 percent pressure rate, seventh-best in the league.
• At Cleveland (9/18), notched five tackles.
• At Seattle (1/1), collected a season-best six tackles, including a half sack of Geno Smith in the second quarter.

**2021 (17/0, 1/0 - Las Vegas):** Appeared as a reserve in all 17 games in his lone season with the Raiders and registered 34 tackles, 3.5 sacks, 23 quarterback pressures, two passes defensed and two forced fumbles. Saw action as a reserve in the postseason contest and tallied a tackle.
• At Pittsburgh (9/19), registered the first multi-sack game of his career with two takedowns of Ben Roethlisberger.
• Against Miami (9/26), notched four tackles, including a half sack of Jacoby Brissett in addition to a forced fumble.
• Against Cincinnati (11/21), registered two tackles, including a 10-yard sack of Joe Burrow on third-and-six in the second quarter.

**2020 (2/2 - San Francisco):** Limited to two games, both starts, and tallied two tackles with a quarterback pressure. Placed on injured reserve on Sept. 23 and missed the final 14 contests.

**2019 (16/3, 3/0 - San Francisco):** Appeared in all 16 games with three starts and registered 21 tackles, two sacks, three stops for loss and 13 pressures. Played in all three postseason contests, including Super Bowl LIV, and finished the postseason with four tackles, a sack, two stops for loss and two quarterback pressures. Named the 49ers Ed Block Courage Award recipient.
• At Cincinnati (9/15), collected three tackles, including a sack of Andy Dalton in the third quarter.
• At L.A. Rams (10/13), posted two tackles with an eight-yard sack of Jared Goff in the third stanza.
• Against Minnesota (1/11), amassed three tackles, a sack and two stops for loss in the Divisional Round contest. Dropped Kirk Cousins for an 11-yard sack late in the final quarter.

**2018 (16/13 - San Francisco):** Saw action in all 16 games with 13 starts and amassed 31 tackles, three stops for loss, a sack and 22 quarterback pressures.
• Against L.A. Rams (10/21), posted a season-best five tackles, including a stop for loss.
• Against Oakland (11/1), recorded three tackles, including a two-yard sack of Derek Carr in the opening stanza.

**2017 (14/12 - San Francisco):** Appeared in 14 games with 12 starts as a rookie and registered a single-season career-high 41 tackles, including seven stops for loss, three sacks, 24 quarterback pressures and a fumble recovery. Was inactive for two contests.
• Against Carolina (9/10), made his NFL debut in the season opener and tallied two tackles with a stop for loss.
• At Seattle (9/17), started his first career game and notched four tackles and two stops for loss.
• At Arizona (10/10), tallied the first sack of his career in the overtime win, adding five tackles and two stops for loss. Dropped Carson Palmer for a two-yard sack on third-and-10 in the second quarter.
• At Washington (10/15), collected a career-best nine tackles, including a five-yard sack of Kirk Cousins.
• Against Jacksonville (12/24), recorded the final sack of his rookie campaign when he dropped Blake Bortles for a two-yard loss in the second quarter.

## COLLEGE:

• Appeared in 27 games over three seasons at Stanford (2014-16) and registered 101 tackles, 11.5 sacks, 25.5 tackles for loss, four fumble recoveries and two defensive scores.
• As a junior (2016), named third-team All-America by the Associated Press, first-team All-Pac-12 and won the Morris Trophy award - voted on by opposing Pac-12 offensive linemen. Recorded 62 tackles, eight sacks, 15 stops for loss and two fumble recoveries.
• As a sophomore (2015), played in 14 games and collected 39 tackles, 11 stops for loss, 3.5 sacks and a fumble return touchdown. Earned All-Pac 12 honorable mention.
• As a true freshman (2014), did not see any game action.
• Majored in communication at Stanford.

## PERSONAL:

• Attended Coppell (Texas) High School and was a five-star recruit by Scout. Named 2013 USA Today All-USA second team and 2013 all-state second team
• As a senior (2013), earned a spot in the 2014 U.S. Army All-American Bowl after recording 78 tackles, 26 stops for loss and 12.5 sacks.
• As a junior (2012), posted 89 tackles, 18 stops for loss and 8.5 sacks.
• Also lettered in basketball.
• Son of Chris and Martha Thomas.
• Thomas and his family moved to Sydney, Australia when he was two years old, where he lived for five years.
• Follow Thomas on Instagram and on X at @sollythomas90.
• Born Solomon Christopher Thomas on Aug. 26, 1995 in Chicago, Ill.

## REGULAR SEASON COMPARISON: DEFENSIVE - CINCINNATI BENGALS

| | | | | TACKLES | | | | | | | | | MISC | | |
|---|---|---|---|---|---|---|---|---|---|---|---|---|---|---|---|
| DATE | OPP | W/L | GP/GS | TOT | SOLO | ASST | SACK | YDS. | INT | TFL | PD | QBH | TD | FF | FR |
| 9/15/19 | SF @ CIN | W | P | 3 | 2 | 1 | 1.0 | 1.0 | 0 | 1 | 0 | 1 | 0 | 0 | 0 |
| 11/21/21 | LV vs. CIN | L | P | 2 | 2 | 0 | 1.0 | 10.0 | 0 | 1 | 0 | 1 | 0 | 0 | 0 |
| 9/25/22 | NYJ vs. CIN | L | P | 0 | 0 | 0 | 0.0 | 0.0 | 0 | 0 | 0 | 0 | 0 | 0 | 0 |
| TOTALS | | 1/2 | 3/0 | 5 | 4 | 1 | 2.0 | 11.0 | 0 | 2 | 0 | 2 | 0 | 0 | 0 |

## POSTSEASON COMPARISON: DEFENSIVE - CINCINNATI BENGALS

| | | | | TACKLES | | | | | | | | | MISC | | |
|---|---|---|---|---|---|---|---|---|---|---|---|---|---|---|---|
| DATE | OPP | W/L | GP/GS | TOT | SOLO | ASST | SACK | YDS. | INT | TFL | PD | QBH | TD | FF | FR |
| 1/15/22 | LV @ CIN | L | P | 1 | 1 | 0 | 0.0 | 0.0 | 0 | 0 | 0 | 0 | 0 | 0 | 0 |
| TOTALS | | 0/1 | 1/0 | 1 | 1 | 0 | 0.0 | 0.0 | 0 | 0 | 0 | 0 | 0 | 0 | 0 |

## SOLOMON THOMAS' NFL REGULAR SEASON DEFENSIVE STATISTICS

| | | | | TACKLES | | | | | | | | INTERCEPTIONS | | | | | O. FUMB | | | | ST | | | | |
|---|---|---|---|---|---|---|---|---|---|---|---|---|---|---|---|---|---|---|---|---|---|---|---|---|---|
| DATE | TEAM | GP | GS | TK | S | A | TFL | YDS | SK | YDS | QBP | NO | YDS | LG | TD | PD | FF | FR | TD | YDS | TK | S | A | FF | FR |
| 2017 | 49ers | 14 | 12 | 41 | 34 | 7 | 10 | 23 | 3.0 | 9.0 | 24 | 0 | 0 | 0 | 0 | 0 | 0 | 1 | 0 | 0 | 0 | 0 | 0 | 0 | 0 |
| 2018 | 49ers | 16 | 13 | 31 | 24 | 7 | 3 | 10 | 1.0 | 2.0 | 22 | 0 | 0 | 0 | 0 | 0 | 0 | 0 | 0 | 0 | 0 | 0 | 0 | 0 | 0 |
| 2019 | 49ers | 16 | 3 | 21 | 15 | 6 | 3 | 10 | 2.0 | 9.0 | 13 | 0 | 0 | 0 | 0 | 0 | 0 | 0 | 0 | 0 | 0 | 0 | 0 | 0 | 0 |
| 2020 | 49ers | 2 | 2 | 2 | 0 | 2 | 0 | 0 | 0.0 | 0.0 | 1 | 0 | 0 | 0 | 0 | 0 | 0 | 0 | 0 | 0 | 0 | 0 | 0 | 0 | 0 |
| 2021 | Raiders | 17 | 0 | 34 | 17 | 17 | 3 | 18 | 3.5 | 19.5 | 23 | 0 | 0 | 0 | 0 | 2 | 2 | 0 | 0 | 0 | 0 | 0 | 0 | 0 | 0 |
| 2022 | Jets | 17 | 0 | 26 | 13 | 13 | 2 | 3 | 0.5 | 1.0 | 8 | 0 | 0 | 0 | 0 | 0 | 0 | 0 | 0 | 0 | 0 | 0 | 0 | 0 | 0 |
| 2023 | Jets | 17 | 3 | 31 | 15 | 16 | 7 | 31 | 5.0 | 33.0 | 17 | 0 | 0 | 0 | 0 | 1 | 0 | 0 | 0 | 0 | 0 | 0 | 0 | 0 | 0 |
| 2024 | Jets | 16 | 1 | 26 | 15 | 11 | 5 | 21 | 3.5 | 16.5 | 19 | 0 | 0 | 0 | 0 | 2 | 1 | 1 | 0 | 0 | 0 | 0 | 0 | 0 | 0 |
| 2025 | Cowboys | 16 | 2 | 33 | 11 | 22 | 3 | 6 | 0.0 | 0.0 | 11 | 0 | 0 | 0 | 0 | 1 | 0 | 0 | 0 | 0 | 0 | 0 | 0 | 0 | 0 |
| 2026 | Titans | 7 | 0 | 12 | 4 | 8 | 0 | 0 | 0.0 | 0.0 | 4 | 0 | 0 | 0 | 0 | 0 | 0 | 0 | 0 | 0 | 0 | 0 | 0 | 0 | 0 |
| NFL TOTALS | | 138 | 36 | 257 | 148 | 109 | 36 | 122 | 18.5 | 90.0 | 142 | 0 | 0 | 0 | 0 | 6 | 3 | 2 | 0 | 0 | 0 | 0 | 0 | 0 | 0 |

## SOLOMON THOMAS' NFL POSTSEASON DEFENSIVE STATISTICS

| | | | | TACKLES | | | | | | | | INTERCEPTIONS | | | | | O. FUMB | | | | ST | | | | |
|---|---|---|---|---|---|---|---|---|---|---|---|---|---|---|---|---|---|---|---|---|---|---|---|---|---|
| DATE | TEAM | GP | GS | TK | S | A | TFL | YDS | SK | YDS | QBP | NO | YDS | LG | TD | PD | FF | FR | TD | YDS | TK | S | A | FF | FR |
| 2019 | 49ers | 3 | 0 | 4 | 4 | 0 | 2 | 13 | 1.0 | 11.0 | 2 | 0 | 0 | 0 | 0 | 0 | 0 | 0 | 0 | 0 | 0 | 0 | 0 | 0 | 0 |
| 2021 | Raiders | 1 | 0 | 1 | 1 | 0 | 0 | 0 | 0.0 | 0.0 | 0 | 0 | 0 | 0 | 0 | 0 | 0 | 0 | 0 | 0 | 0 | 0 | 0 | 0 | 0 |
| NFL TOTALS | | 4 | 0 | 5 | 5 | 0 | 2 | 13 | 1.0 | 11.0 | 2 | 0 | 0 | 0 | 0 | 0 | 0 | 0 | 0 | 0 | 0 | 0 | 0 | 0 | 0 |

### SINGLE-GAME HIGHS: DEFENSIVE

| | |
|---|---|
| Total Tackles | 9 (at Washington Redskins, Oct 15, 2017) |
| Solo Tackles | 7 (at Washington Redskins, Oct 15, 2017) |
| Sacks | 2.0 (at Pittsburgh Steelers, Sep 19, 2021) |
| Passes Defensed | 1 (6 times, last at New York Jets, Oct 05, 2025) |
| Forced Fumbles | 1 (3 times, last at New England Patriots, Oct 27, 2024) |
| Fumble Recoveries | 1 (2 times, last vs. Miami Dolphins, Jan 05, 2025) |
| Tackles For Loss | 2 (3 times, last at Washington Redskins, Oct 15, 2017) |

### SINGLE-GAME HIGHS - POSTSEASON: DEFENSIVE

| | |
|---|---|
| Total Tackles | 3 (vs. Minnesota Vikings, Jan 11, 2020) |
| Solo Tackles | 3 (vs. Minnesota Vikings, Jan 11, 2020) |
| Sacks | 1.0 (vs. Minnesota Vikings, Jan 11, 2020) |
| Tackles For Loss | 2 (vs. Minnesota Vikings, Jan 11, 2020) |

### 2017 GAME-BY-GAME REGULAR-SEASON STATISTICS (49ERS)

| | | | TACKLES | | | | | | | | INTERCEPTIONS | | | | | O. FUMB | | | | ST | | | | | | |
|---|---|---|---|---|---|---|---|---|---|---|---|---|---|---|---|---|---|---|---|---|---|---|---|---|---|---|
| DATE | OPPONENT | P/S | TK | S | A | SK | YDS | TFL | YDS | QBP | NO | YDS | LG | TD | PD | FF | FR | TD | YDS | TK | S | A | FF | FR | W/L | SCORE |
| 09/10 | Panthers | P | 2 | 2 | 0 | 0.0 | 0.0 | 1 | 2 | 0 | 0 | 0 | 0 | 0 | 0 | 0 | 0 | 0 | 0 | 0 | 0 | 0 | 0 | 0 | L | 3-23 |
| 09/17 | at Seahawks | S | 4 | 4 | 0 | 0.0 | 0.0 | 2 | 2 | 1 | 0 | 0 | 0 | 0 | 0 | 0 | 0 | 0 | 0 | 0 | 0 | 0 | 0 | 0 | L | 9-12 |
| 09/21 | Rams | P | 1 | 1 | 0 | 0.0 | 0.0 | 0 | 0 | 1 | 0 | 0 | 0 | 0 | 0 | 0 | 0 | 0 | 0 | 0 | 0 | 0 | 0 | 0 | L | 39-41 |
| 10/01 | at Cardinals | S | 5 | 5 | 0 | 1.0 | 2.0 | 2 | 4 | 6 | 0 | 0 | 0 | 0 | 0 | 0 | 0 | 0 | 0 | 0 | 0 | 0 | 0 | 0 | L | 15-18+ |
| 10/08 | at Colts | S | 2 | 1 | 1 | 0.0 | 0.0 | 1 | 8 | 1 | 0 | 0 | 0 | 0 | 0 | 0 | 0 | 0 | 0 | 0 | 0 | 0 | 0 | 0 | L | 23-26+ |
| 10/15 | at Redskins | S | 9 | 7 | 2 | 1.0 | 5.0 | 2 | 5 | 2 | 0 | 0 | 0 | 0 | 0 | 0 | 0 | 0 | 0 | 0 | 0 | 0 | 0 | 0 | L | 24-26 |
| 10/22 | Cowboys | S | 1 | 1 | 0 | 0.0 | 0.0 | 0 | 0 | 3 | 0 | 0 | 0 | 0 | 0 | 0 | 0 | 0 | 0 | 0 | 0 | 0 | 0 | 0 | L | 10-40 |
| 10/29 | at Eagles | S | 2 | 1 | 1 | 0.0 | 0.0 | 0 | 0 | 2 | 0 | 0 | 0 | 0 | 0 | 0 | 0 | 0 | 0 | 0 | 0 | 0 | 0 | 0 | L | 10-33 |
| 11/05 | Cardinals | | | | | | | | | | | INACTIVE | | | | | | | | | | | | | L | 10-20 |
| 11/12 | Giants | | | | | | | | | | | INACTIVE | | | | | | | | | | | | | W | 31-21 |
| 11/26 | Seahawks | S | 2 | 2 | 0 | 0.0 | 0.0 | 0 | 0 | 2 | 0 | 0 | 0 | 0 | 0 | 0 | 0 | 0 | 0 | 0 | 0 | 0 | 0 | 0 | L | 13-24 |
| 12/03 | at Bears | S | 1 | 1 | 0 | 0.0 | 0.0 | 0 | 0 | 1 | 0 | 0 | 0 | 0 | 0 | 0 | 0 | 0 | 0 | 0 | 0 | 0 | 0 | 0 | W | 15-14 |
| 12/10 | at Texans | S | 2 | 1 | 1 | 0.0 | 0.0 | 0 | 0 | 2 | 0 | 0 | 0 | 0 | 0 | 0 | 0 | 0 | 0 | 0 | 0 | 0 | 0 | 0 | W | 26-16 |
| 12/17 | Titans | S | 3 | 2 | 1 | 0.0 | 0.0 | 1 | 0 | 1 | 0 | 0 | 0 | 0 | 0 | 0 | 0 | 0 | 0 | 0 | 0 | 0 | 0 | 0 | W | 25-23 |
| 12/24 | Jaguars | S | 6 | 5 | 1 | 1.0 | 2.0 | 1 | 2 | 2 | 0 | 0 | 0 | 0 | 0 | 0 | 0 | 0 | 0 | 0 | 0 | 0 | 0 | 0 | W | 44-33 |
| 12/31 | at Rams | S | 1 | 1 | 0 | 0.0 | 0.0 | 0 | 0 | 0 | 0 | 0 | 0 | 0 | 0 | 0 | 1 | 0 | 0 | 0 | 0 | 0 | 0 | 0 | W | 34-13 |
| 2017 TOTALS | | 14-12 | 41 | 34 | 7 | 3.0 | 9.0 | 10 | 23 | 24 | 0 | 0 | 0 | 0 | 0 | 0 | 1 | 0 | 0 | 0 | 0 | 0 | 0 | 0 | 6-10 | |

+ - Overtime

## 2018 GAME-BY-GAME REGULAR-SEASON STATISTICS (49ERS)

| | | | TACKLES | | | | | | | | INTERCEPTIONS | | | | | O. FUMB | | | | ST | | | | | | |
|---|---|---|---|---|---|---|---|---|---|---|---|---|---|---|---|---|---|---|---|---|---|---|---|---|---|---|
| DATE | OPPONENT | P/S | TK | S | A | SK | YDS | TFL | YDS | QBP | NO | YDS | LG | TD | PD | FF | FR | TD | YDS | TK | S | A | FF | FR | W/L | SCORE |
| 09/09 | at Vikings | S | 1 | 0 | 1 | 0.0 | 0.0 | 0 | 0 | 2 | 0 | 0 | 0 | 0 | 0 | 0 | 0 | 0 | 0 | 0 | 0 | 0 | 0 | 0 | L | 16-24 |
| 09/16 | Lions | S | 2 | 2 | 0 | 0.0 | 0.0 | 0 | 0 | 3 | 0 | 0 | 0 | 0 | 0 | 0 | 0 | 0 | 0 | 0 | 0 | 0 | 0 | 0 | W | 30-27 |
| 09/23 | at Chiefs | S | 0 | 0 | 0 | 0.0 | 0.0 | 0 | 0 | 2 | 0 | 0 | 0 | 0 | 0 | 0 | 0 | 0 | 0 | 0 | 0 | 0 | 0 | 0 | L | 27-38 |
| 09/30 | at Chargers | S | 2 | 2 | 0 | 0.0 | 0.0 | 0 | 0 | 1 | 0 | 0 | 0 | 0 | 0 | 0 | 0 | 0 | 0 | 0 | 0 | 0 | 0 | 0 | L | 27-29 |
| 10/07 | Cardinals | S | 1 | 1 | 0 | 0.0 | 0.0 | 0 | 0 | 1 | 0 | 0 | 0 | 0 | 0 | 0 | 0 | 0 | 0 | 0 | 0 | 0 | 0 | 0 | L | 18-28 |
| 10/15 | at Packers | S | 1 | 1 | 0 | 0.0 | 0.0 | 1 | 6 | 3 | 0 | 0 | 0 | 0 | 0 | 0 | 0 | 0 | 0 | 0 | 0 | 0 | 0 | 0 | L | 30-33 |
| 10/21 | Rams | P | 5 | 3 | 2 | 0.0 | 0.0 | 1 | 2 | 0 | 0 | 0 | 0 | 0 | 0 | 0 | 0 | 0 | 0 | 0 | 0 | 0 | 0 | 0 | L | 10-39 |
| 10/28 | at Cardinals | S | 2 | 2 | 0 | 0.0 | 0.0 | 0 | 0 | 0 | 0 | 0 | 0 | 0 | 0 | 0 | 0 | 0 | 0 | 0 | 0 | 0 | 0 | 0 | L | 15-18 |
| 11/01 | Raiders | P | 3 | 3 | 0 | 1.0 | 2.0 | 1 | 2 | 2 | 0 | 0 | 0 | 0 | 0 | 0 | 0 | 0 | 0 | 0 | 0 | 0 | 0 | 0 | W | 34-3 |
| 11/12 | Giants | S | 0 | 0 | 0 | 0.0 | 0.0 | 0 | 0 | 0 | 0 | 0 | 0 | 0 | 0 | 0 | 0 | 0 | 0 | 0 | 0 | 0 | 0 | 0 | L | 23-27 |
| 11/25 | at Buccaneers | S | 2 | 2 | 0 | 0.0 | 0.0 | 0 | 0 | 3 | 0 | 0 | 0 | 0 | 0 | 0 | 0 | 0 | 0 | 0 | 0 | 0 | 0 | 0 | L | 9-27 |
| 12/02 | at Seahawks | S | 2 | 2 | 0 | 0.0 | 0.0 | 0 | 0 | 1 | 0 | 0 | 0 | 0 | 0 | 0 | 0 | 0 | 0 | 0 | 0 | 0 | 0 | 0 | L | 16-43 |
| 12/09 | Broncos | S | 0 | 0 | 0 | 0.0 | 0.0 | 0 | 0 | 3 | 0 | 0 | 0 | 0 | 0 | 0 | 0 | 0 | 0 | 0 | 0 | 0 | 0 | 0 | W | 20-14 |
| 12/16 | Seahawks | S | 2 | 1 | 1 | 0.0 | 0.0 | 0 | 0 | 0 | 0 | 0 | 0 | 0 | 0 | 0 | 0 | 0 | 0 | 0 | 0 | 0 | 0 | 0 | W | 26-23+ |
| 12/23 | Bears | S | 4 | 3 | 1 | 0.0 | 0.0 | 0 | 0 | 1 | 0 | 0 | 0 | 0 | 0 | 0 | 0 | 0 | 0 | 0 | 0 | 0 | 0 | 0 | L | 9-14 |
| 12/30 | at Rams | P | 4 | 2 | 2 | 0.0 | 0.0 | 0 | 0 | 0 | 0 | 0 | 0 | 0 | 0 | 0 | 0 | 0 | 0 | 0 | 0 | 0 | 0 | 0 | L | 32-48 |
| **2018 TOTALS** | | **16-13** | **31** | **24** | **7** | **1.0** | **2.0** | **3** | **10** | **22** | **0** | **0** | **0** | **0** | **0** | **0** | **0** | **0** | **0** | **0** | **0** | **0** | **0** | **0** | **4-12** | |

+ - Overtime

## 2019 GAME-BY-GAME REGULAR-SEASON STATISTICS (49ERS)

| | | | TACKLES | | | | | | | | INTERCEPTIONS | | | | | O. FUMB | | | | ST | | | | | | |
|---|---|---|---|---|---|---|---|---|---|---|---|---|---|---|---|---|---|---|---|---|---|---|---|---|---|---|
| DATE | OPPONENT | P/S | TK | S | A | SK | YDS | TFL | YDS | QBP | NO | YDS | LG | TD | PD | FF | FR | TD | YDS | TK | S | A | FF | FR | W/L | SCORE |
| 09/08 | at Buccaneers | P | 0 | 0 | 0 | 0.0 | 0.0 | 0 | 0 | 0 | 0 | 0 | 0 | 0 | 0 | 0 | 0 | 0 | 0 | 0 | 0 | 0 | 0 | 0 | W | 31-17 |
| 09/15 | at Bengals | P | 3 | 2 | 1 | 1.0 | 1.0 | 1 | 1 | 1 | 0 | 0 | 0 | 0 | 0 | 0 | 0 | 0 | 0 | 0 | 0 | 0 | 0 | 0 | W | 41-17 |
| 09/22 | Steelers | P | 3 | 2 | 1 | 0.0 | 0.0 | 0 | 0 | 1 | 0 | 0 | 0 | 0 | 0 | 0 | 0 | 0 | 0 | 0 | 0 | 0 | 0 | 0 | W | 24-20 |
| 10/07 | Browns | P | 1 | 1 | 0 | 0.0 | 0.0 | 0 | 0 | 0 | 0 | 0 | 0 | 0 | 0 | 0 | 0 | 0 | 0 | 0 | 0 | 0 | 0 | 0 | W | 31-3 |
| 10/13 | at Rams | P | 2 | 2 | 0 | 1.0 | 8.0 | 1 | 8 | 2 | 0 | 0 | 0 | 0 | 0 | 0 | 0 | 0 | 0 | 0 | 0 | 0 | 0 | 0 | W | 20-7 |
| 10/20 | at Redskins | S | 2 | 2 | 0 | 0.0 | 0.0 | 0 | 0 | 0 | 0 | 0 | 0 | 0 | 0 | 0 | 0 | 0 | 0 | 0 | 0 | 0 | 0 | 0 | W | 9-0 |
| 10/27 | Panthers | P | 2 | 1 | 1 | 0.0 | 0.0 | 0 | 0 | 2 | 0 | 0 | 0 | 0 | 0 | 0 | 0 | 0 | 0 | 0 | 0 | 0 | 0 | 0 | W | 51-13 |
| 10/31 | at Cardinals | P | 1 | 1 | 0 | 0.0 | 0.0 | 0 | 0 | 0 | 0 | 0 | 0 | 0 | 0 | 0 | 0 | 0 | 0 | 0 | 0 | 0 | 0 | 0 | W | 28-25 |
| 11/11 | Seahawks | P | 1 | 0 | 1 | 0.0 | 0.0 | 0 | 0 | 2 | 0 | 0 | 0 | 0 | 0 | 0 | 0 | 0 | 0 | 0 | 0 | 0 | 0 | 0 | L | 24-27+ |
| 11/17 | Cardinals | S | 1 | 1 | 0 | 0.0 | 0.0 | 0 | 0 | 0 | 0 | 0 | 0 | 0 | 0 | 0 | 0 | 0 | 0 | 0 | 0 | 0 | 0 | 0 | W | 36-26 |
| 11/24 | Packers | P | 0 | 0 | 0 | 0.0 | 0.0 | 0 | 0 | 1 | 0 | 0 | 0 | 0 | 0 | 0 | 0 | 0 | 0 | 0 | 0 | 0 | 0 | 0 | W | 37-8 |
| 12/01 | at Ravens | P | 1 | 0 | 1 | 0.0 | 0.0 | 0 | 0 | 0 | 0 | 0 | 0 | 0 | 0 | 0 | 0 | 0 | 0 | 0 | 0 | 0 | 0 | 0 | L | 17-20 |
| 12/08 | at Saints | P | 0 | 0 | 0 | 0.0 | 0.0 | 0 | 0 | 0 | 0 | 0 | 0 | 0 | 0 | 0 | 0 | 0 | 0 | 0 | 0 | 0 | 0 | 0 | W | 48-46 |
| 12/15 | Falcons | S | 1 | 0 | 1 | 0.0 | 0.0 | 0 | 0 | 4 | 0 | 0 | 0 | 0 | 0 | 0 | 0 | 0 | 0 | 0 | 0 | 0 | 0 | 0 | L | 22-29 |
| 12/21 | Rams | P | 1 | 1 | 0 | 0.0 | 0.0 | 1 | 1 | 0 | 0 | 0 | 0 | 0 | 0 | 0 | 0 | 0 | 0 | 0 | 0 | 0 | 0 | 0 | W | 34-31 |
| 12/29 | at Seahawks | P | 2 | 2 | 0 | 0.0 | 0.0 | 0 | 0 | 0 | 0 | 0 | 0 | 0 | 0 | 0 | 0 | 0 | 0 | 0 | 0 | 0 | 0 | 0 | W | 26-21 |
| **2019 TOTALS** | | **16-3** | **21** | **15** | **6** | **2.0** | **9.0** | **3** | **10** | **13** | **0** | **0** | **0** | **0** | **0** | **0** | **0** | **0** | **0** | **0** | **0** | **0** | **0** | **0** | **13-3** | |

+ - Overtime

## 2020 GAME-BY-GAME REGULAR-SEASON STATISTICS (49ERS)

| | | | TACKLES | | | | | | | | INTERCEPTIONS | | | | | O. FUMB | | | | ST | | | | | | |
|---|---|---|---|---|---|---|---|---|---|---|---|---|---|---|---|---|---|---|---|---|---|---|---|---|---|---|
| DATE | OPPONENT | P/S | TK | S | A | SK | YDS | TFL | YDS | QBP | NO | YDS | LG | TD | PD | FF | FR | TD | YDS | TK | S | A | FF | FR | W/L | SCORE |
| 09/13 | Cardinals | S | 0 | 0 | 0 | 0.0 | 0.0 | 0 | 0 | 0 | 0 | 0 | 0 | 0 | 0 | 0 | 0 | 0 | 0 | 0 | 0 | 0 | 0 | 0 | L | 20-24 |
| 09/20 | at Jets | S | 2 | 0 | 2 | 0.0 | 0.0 | 0 | 0 | 1 | 0 | 0 | 0 | 0 | 0 | 0 | 0 | 0 | 0 | 0 | 0 | 0 | 0 | 0 | W | 31-13 |
| 09/27 | at Giants | | | | | | | | | | INJURED RESERVE | | | | | | | | | | | | | | W | 36-9 |
| 10/04 | Eagles | | | | | | | | | | INJURED RESERVE | | | | | | | | | | | | | | L | 20-25 |
| 10/11 | Dolphins | | | | | | | | | | INJURED RESERVE | | | | | | | | | | | | | | L | 17-43 |
| 10/18 | Rams | | | | | | | | | | INJURED RESERVE | | | | | | | | | | | | | | W | 24-16 |
| 10/25 | at Patriots | | | | | | | | | | INJURED RESERVE | | | | | | | | | | | | | | W | 33-6 |
| 11/01 | at Seahawks | | | | | | | | | | INJURED RESERVE | | | | | | | | | | | | | | L | 27-37 |
| 11/05 | Packers | | | | | | | | | | INJURED RESERVE | | | | | | | | | | | | | | L | 17-34 |
| 11/15 | at Saints | | | | | | | | | | INJURED RESERVE | | | | | | | | | | | | | | L | 13-27 |
| 11/29 | at Rams | | | | | | | | | | INJURED RESERVE | | | | | | | | | | | | | | W | 23-20 |
| 12/07 | Bills | | | | | | | | | | INJURED RESERVE | | | | | | | | | | | | | | L | 24-34 |
| 12/13 | Football Team | | | | | | | | | | INJURED RESERVE | | | | | | | | | | | | | | L | 15-23 |
| 12/20 | at Cowboys | | | | | | | | | | INJURED RESERVE | | | | | | | | | | | | | | L | 33-41 |
| 12/26 | at Cardinals | | | | | | | | | | INJURED RESERVE | | | | | | | | | | | | | | W | 20-12 |
| 01/03 | Seahawks | | | | | | | | | | INJURED RESERVE | | | | | | | | | | | | | | L | 23-26 |
| 2020 TOTALS | | 2-2 | 2 | 0 | 2 | 0.0 | 0.0 | 0 | 0 | 1 | 0 | 0 | 0 | 0 | 0 | 0 | 0 | 0 | 0 | 0 | 0 | 0 | 0 | 0 | 6-10 | |

## 2021 GAME-BY-GAME REGULAR-SEASON STATISTICS (RAIDERS)

| | | | TACKLES | | | | | | | | INTERCEPTIONS | | | | | O. FUMB | | | | ST | | | | | | |
|---|---|---|---|---|---|---|---|---|---|---|---|---|---|---|---|---|---|---|---|---|---|---|---|---|---|---|
| DATE | OPPONENT | P/S | TK | S | A | SK | YDS | TFL | YDS | QBP | NO | YDS | LG | TD | PD | FF | FR | TD | YDS | TK | S | A | FF | FR | W/L | SCORE |
| 09/13 | Ravens | P | 0 | 0 | 0 | 0.0 | 0.0 | 0 | 0 | 0 | 0 | 0 | 0 | 0 | 0 | 0 | 0 | 0 | 0 | 0 | 0 | 0 | 0 | 0 | W | 33-27+ |
| 09/19 | at Steelers | P | 2 | 2 | 0 | 2.0 | 3.0 | 1 | 3 | 3 | 0 | 0 | 0 | 0 | 1 | 0 | 0 | 0 | 0 | 0 | 0 | 0 | 0 | 0 | W | 26-17 |
| 09/26 | Dolphins | P | 4 | 1 | 3 | 0.5 | 6.5 | 0 | 0 | 4 | 0 | 0 | 0 | 0 | 0 | 1 | 0 | 0 | 0 | 0 | 0 | 0 | 0 | 0 | W | 31-28+ |
| 10/04 | at Chargers | P | 2 | 0 | 2 | 0.0 | 0.0 | 0 | 0 | 2 | 0 | 0 | 0 | 0 | 1 | 0 | 0 | 0 | 0 | 0 | 0 | 0 | 0 | 0 | L | 14-28 |
| 10/10 | Bears | P | 0 | 0 | 0 | 0.0 | 0.0 | 0 | 0 | 0 | 0 | 0 | 0 | 0 | 0 | 0 | 0 | 0 | 0 | 0 | 0 | 0 | 0 | 0 | L | 9-20 |
| 10/17 | at Broncos | P | 1 | 1 | 0 | 0.0 | 0.0 | 0 | 0 | 5 | 0 | 0 | 0 | 0 | 0 | 1 | 0 | 0 | 0 | 0 | 0 | 0 | 0 | 0 | W | 34-24 |
| 10/24 | Eagles | P | 4 | 1 | 3 | 0.0 | 0.0 | 0 | 0 | 2 | 0 | 0 | 0 | 0 | 0 | 0 | 0 | 0 | 0 | 0 | 0 | 0 | 0 | 0 | W | 33-22 |
| 11/07 | at Giants | P | 2 | 1 | 1 | 0.0 | 0.0 | 0 | 0 | 1 | 0 | 0 | 0 | 0 | 0 | 0 | 0 | 0 | 0 | 0 | 0 | 0 | 0 | 0 | L | 16-23 |
| 11/14 | Chiefs | P | 3 | 0 | 3 | 0.0 | 0.0 | 0 | 0 | 1 | 0 | 0 | 0 | 0 | 0 | 0 | 0 | 0 | 0 | 0 | 0 | 0 | 0 | 0 | L | 14-41 |
| 11/21 | Bengals | P | 2 | 2 | 0 | 1.0 | 10.0 | 1 | 10 | 1 | 0 | 0 | 0 | 0 | 0 | 0 | 0 | 0 | 0 | 0 | 0 | 0 | 0 | 0 | L | 13-32 |
| 11/25 | at Cowboys | P | 4 | 3 | 1 | 0.0 | 0.0 | 1 | 5 | 1 | 0 | 0 | 0 | 0 | 0 | 0 | 0 | 0 | 0 | 0 | 0 | 0 | 0 | 0 | W | 36-33+ |
| 12/05 | Football Team | P | 4 | 2 | 2 | 0.0 | 0.0 | 0 | 0 | 1 | 0 | 0 | 0 | 0 | 0 | 0 | 0 | 0 | 0 | 0 | 0 | 0 | 0 | 0 | L | 15-17 |
| 12/12 | at Chiefs | P | 2 | 1 | 1 | 0.0 | 0.0 | 0 | 0 | 0 | 0 | 0 | 0 | 0 | 0 | 0 | 0 | 0 | 0 | 0 | 0 | 0 | 0 | 0 | L | 9-48 |
| 12/20 | at Browns | P | 1 | 1 | 0 | 0.0 | 0.0 | 0 | 0 | 0 | 0 | 0 | 0 | 0 | 0 | 0 | 0 | 0 | 0 | 0 | 0 | 0 | 0 | 0 | W | 16-14 |
| 12/26 | Broncos | P | 2 | 1 | 1 | 0.0 | 0.0 | 0 | 0 | 1 | 0 | 0 | 0 | 0 | 0 | 0 | 0 | 0 | 0 | 0 | 0 | 0 | 0 | 0 | W | 17-13 |
| 01/02 | at Colts | P | 1 | 1 | 0 | 0.0 | 0.0 | 0 | 0 | 1 | 0 | 0 | 0 | 0 | 0 | 0 | 0 | 0 | 0 | 0 | 0 | 0 | 0 | 0 | W | 23-20 |
| 01/09 | Chargers | P | 0 | 0 | 0 | 0.0 | 0.0 | 0 | 0 | 0 | 0 | 0 | 0 | 0 | 0 | 0 | 0 | 0 | 0 | 0 | 0 | 0 | 0 | 0 | W | 35-32+ |
| 2021 TOTALS | | 17-0 | 34 | 17 | 17 | 3.5 | 19.5 | 3 | 18 | 23 | 0 | 0 | 0 | 0 | 2 | 2 | 0 | 0 | 0 | 0 | 0 | 0 | 0 | 0 | 10-7 | |

+ - Overtime

## 2022 GAME-BY-GAME REGULAR-SEASON STATISTICS (JETS)

| | | | TACKLES | | | | | | | | INTERCEPTIONS | | | | | O. FUMB | | | | ST | | | | | | |
|---|---|---|---|---|---|---|---|---|---|---|---|---|---|---|---|---|---|---|---|---|---|---|---|---|---|---|
| DATE | OPPONENT | P/S | TK | S | A | SK | YDS | TFL | YDS | QBP | NO | YDS | LG | TD | PD | FF | FR | TD | YDS | TK | S | A | FF | FR | W/L | SCORE |
| 09/11 | Ravens | P | 1 | 0 | 1 | 0.0 | 0.0 | 0 | 0 | 0 | 0 | 0 | 0 | 0 | 0 | 0 | 0 | 0 | 0 | 0 | 0 | 0 | 0 | 0 | L | 9-24 |
| 09/18 | at Browns | P | 5 | 1 | 4 | 0.0 | 0.0 | 0 | 0 | 0 | 0 | 0 | 0 | 0 | 0 | 0 | 0 | 0 | 0 | 0 | 0 | 0 | 0 | 0 | W | 31-30 |
| 09/25 | Bengals | P | 0 | 0 | 0 | 0.0 | 0.0 | 0 | 0 | 0 | 0 | 0 | 0 | 0 | 0 | 0 | 0 | 0 | 0 | 0 | 0 | 0 | 0 | 0 | L | 12-27 |
| 10/02 | at Steelers | P | 1 | 0 | 1 | 0.0 | 0.0 | 0 | 0 | 0 | 0 | 0 | 0 | 0 | 0 | 0 | 0 | 0 | 0 | 0 | 0 | 0 | 0 | 0 | W | 24-20 |
| 10/09 | Dolphins | P | 1 | 1 | 0 | 0.0 | 0.0 | 0 | 0 | 0 | 0 | 0 | 0 | 0 | 0 | 0 | 0 | 0 | 0 | 0 | 0 | 0 | 0 | 0 | W | 40-17 |
| 10/16 | at Packers | P | 0 | 0 | 0 | 0.0 | 0.0 | 0 | 0 | 0 | 0 | 0 | 0 | 0 | 0 | 0 | 0 | 0 | 0 | 0 | 0 | 0 | 0 | 0 | W | 27-10 |
| 10/23 | at Broncos | P | 2 | 1 | 1 | 0.0 | 0.0 | 0 | 0 | 0 | 0 | 0 | 0 | 0 | 0 | 0 | 0 | 0 | 0 | 0 | 0 | 0 | 0 | 0 | W | 16-9 |
| 10/30 | Patriots | P | 1 | 1 | 0 | 0.0 | 0.0 | 0 | 0 | 1 | 0 | 0 | 0 | 0 | 0 | 0 | 0 | 0 | 0 | 0 | 0 | 0 | 0 | 0 | L | 17-22 |
| 11/06 | Bills | P | 0 | 0 | 0 | 0.0 | 0.0 | 0 | 0 | 1 | 0 | 0 | 0 | 0 | 0 | 0 | 0 | 0 | 0 | 0 | 0 | 0 | 0 | 0 | W | 20-17 |
| 11/20 | at Patriots | P | 0 | 0 | 0 | 0.0 | 0.0 | 0 | 0 | 0 | 0 | 0 | 0 | 0 | 0 | 0 | 0 | 0 | 0 | 0 | 0 | 0 | 0 | 0 | L | 3-10 |
| 11/27 | Bears | P | 4 | 3 | 1 | 0.0 | 0.0 | 1 | 1 | 0 | 0 | 0 | 0 | 0 | 0 | 0 | 0 | 0 | 0 | 0 | 0 | 0 | 0 | 0 | W | 31-10 |
| 12/04 | at Vikings | P | 0 | 0 | 0 | 0.0 | 0.0 | 0 | 0 | 0 | 0 | 0 | 0 | 0 | 0 | 0 | 0 | 0 | 0 | 0 | 0 | 0 | 0 | 0 | L | 22-27 |
| 12/11 | at Bills | P | 1 | 0 | 1 | 0.0 | 0.0 | 0 | 0 | 0 | 0 | 0 | 0 | 0 | 0 | 0 | 0 | 0 | 0 | 0 | 0 | 0 | 0 | 0 | L | 12-20 |
| 12/18 | Lions | P | 1 | 1 | 0 | 0.0 | 0.0 | 0 | 0 | 2 | 0 | 0 | 0 | 0 | 0 | 0 | 0 | 0 | 0 | 0 | 0 | 0 | 0 | 0 | L | 17-20 |
| 12/22 | Jaguars | P | 2 | 2 | 0 | 0.0 | 0.0 | 1 | 2 | 1 | 0 | 0 | 0 | 0 | 0 | 0 | 0 | 0 | 0 | 0 | 0 | 0 | 0 | 0 | L | 3-19 |
| 01/01 | at Seahawks | P | 6 | 3 | 3 | 0.5 | 1.0 | 0 | 0 | 2 | 0 | 0 | 0 | 0 | 0 | 0 | 0 | 0 | 0 | 0 | 0 | 0 | 0 | 0 | L | 6-23 |
| 01/08 | at Dolphins | P | 1 | 0 | 1 | 0.0 | 0.0 | 0 | 0 | 1 | 0 | 0 | 0 | 0 | 0 | 0 | 0 | 0 | 0 | 0 | 0 | 0 | 0 | 0 | L | 6-11 |
| 2022 TOTALS | | 17-0 | 26 | 13 | 13 | 0.5 | 1.0 | 2 | 3 | 8 | 0 | 0 | 0 | 0 | 0 | 0 | 0 | 0 | 0 | 0 | 0 | 0 | 0 | 0 | 7-10 | |

## 2023 GAME-BY-GAME REGULAR-SEASON STATISTICS (JETS)

| | | | TACKLES | | | | | | | | INTERCEPTIONS | | | | | O. FUMB | | | | ST | | | | | | |
|---|---|---|---|---|---|---|---|---|---|---|---|---|---|---|---|---|---|---|---|---|---|---|---|---|---|---|
| DATE | OPPONENT | P/S | TK | S | A | SK | YDS | TFL | YDS | QBP | NO | YDS | LG | TD | PD | FF | FR | TD | YDS | TK | S | A | FF | FR | W/L | SCORE |
| 09/11 | Bills | P | 1 | 1 | 0 | 0.0 | 0.0 | 0 | 0 | 0 | 0 | 0 | 0 | 0 | 0 | 0 | 0 | 0 | 0 | 0 | 0 | 0 | 0 | 0 | W | 22-16+ |
| 09/17 | at Cowboys | P | 2 | 2 | 0 | 1.0 | 7.0 | 1 | 7 | 3 | 0 | 0 | 0 | 0 | 0 | 0 | 0 | 0 | 0 | 0 | 0 | 0 | 0 | 0 | L | 10-30 |
| 09/24 | Patriots | P | 2 | 2 | 0 | 0.0 | 0.0 | 1 | 1 | 0 | 0 | 0 | 0 | 0 | 0 | 0 | 0 | 0 | 0 | 0 | 0 | 0 | 0 | 0 | L | 10-15 |
| 10/01 | Chiefs | P | 1 | 1 | 0 | 0.0 | 0.0 | 1 | 0 | 1 | 0 | 0 | 0 | 0 | 0 | 0 | 0 | 0 | 0 | 0 | 0 | 0 | 0 | 0 | L | 20-23 |
| 10/08 | at Broncos | P | 0 | 0 | 0 | 0.0 | 0.0 | 0 | 0 | 0 | 0 | 0 | 0 | 0 | 0 | 0 | 0 | 0 | 0 | 0 | 0 | 0 | 0 | 0 | W | 31-21 |
| 10/15 | Eagles | P | 2 | 0 | 2 | 0.0 | 0.0 | 0 | 0 | 1 | 0 | 0 | 0 | 0 | 0 | 0 | 0 | 0 | 0 | 0 | 0 | 0 | 0 | 0 | W | 20-14 |
| 10/29 | at Giants | P | 1 | 0 | 1 | 0.0 | 0.0 | 0 | 0 | 0 | 0 | 0 | 0 | 0 | 0 | 0 | 0 | 0 | 0 | 0 | 0 | 0 | 0 | 0 | W | 13-10+ |
| 11/06 | Chargers | P | 2 | 0 | 2 | 0.5 | 2.5 | 0 | 0 | 3 | 0 | 0 | 0 | 0 | 0 | 0 | 0 | 0 | 0 | 0 | 0 | 0 | 0 | 0 | L | 6-27 |
| 11/12 | at Raiders | P | 3 | 1 | 2 | 1.0 | 8.0 | 1 | 8 | 2 | 0 | 0 | 0 | 0 | 0 | 0 | 0 | 0 | 0 | 0 | 0 | 0 | 0 | 0 | L | 12-16 |
| 11/19 | at Bills | P | 1 | 1 | 0 | 0.0 | 0.0 | 0 | 0 | 0 | 0 | 0 | 0 | 0 | 0 | 0 | 0 | 0 | 0 | 0 | 0 | 0 | 0 | 0 | L | 6-32 |
| 11/24 | Dolphins | P | 4 | 1 | 3 | 0.5 | 4.5 | 0 | 0 | 1 | 0 | 0 | 0 | 0 | 0 | 0 | 0 | 0 | 0 | 0 | 0 | 0 | 0 | 0 | L | 13-34 |
| 12/03 | Falcons | P | 4 | 1 | 3 | 0.0 | 0.0 | 1 | 4 | 0 | 0 | 0 | 0 | 0 | 0 | 0 | 0 | 0 | 0 | 0 | 0 | 0 | 0 | 0 | L | 8-13 |
| 12/10 | Texans | P | 2 | 2 | 0 | 1.0 | 9.0 | 1 | 9 | 2 | 0 | 0 | 0 | 0 | 0 | 0 | 0 | 0 | 0 | 0 | 0 | 0 | 0 | 0 | W | 30-6 |
| 12/17 | at Dolphins | P | 3 | 2 | 1 | 1.0 | 2.0 | 1 | 2 | 2 | 0 | 0 | 0 | 0 | 0 | 0 | 0 | 0 | 0 | 0 | 0 | 0 | 0 | 0 | L | 0-30 |
| 12/24 | Commanders | S | 1 | 0 | 1 | 0.0 | 0.0 | 0 | 0 | 1 | 0 | 0 | 0 | 0 | 0 | 0 | 0 | 0 | 0 | 0 | 0 | 0 | 0 | 0 | W | 30-28 |
| 12/28 | at Browns | S | 2 | 1 | 1 | 0.0 | 0.0 | 0 | 0 | 1 | 0 | 0 | 0 | 0 | 0 | 0 | 0 | 0 | 0 | 0 | 0 | 0 | 0 | 0 | L | 20-37 |
| 01/07 | at Patriots | S | 0 | 0 | 0 | 0.0 | 0.0 | 0 | 0 | 0 | 0 | 0 | 0 | 0 | 1 | 0 | 0 | 0 | 0 | 0 | 0 | 0 | 0 | 0 | W | 17-3 |
| 2023 TOTALS | | 17-3 | 31 | 15 | 16 | 5.0 | 33.0 | 7 | 31 | 17 | 0 | 0 | 0 | 0 | 1 | 0 | 0 | 0 | 0 | 0 | 0 | 0 | 0 | 0 | 7-10 | |

+ - Overtime

## 2024 GAME-BY-GAME REGULAR-SEASON STATISTICS (JETS)

| | | | TACKLES | | | | | | | | INTERCEPTIONS | | | | | O. FUMB | | | | ST | | | | | | |
|---|---|---|---|---|---|---|---|---|---|---|---|---|---|---|---|---|---|---|---|---|---|---|---|---|---|---|
| DATE | OPPONENT | P/S | TK | S | A | SK | YDS | TFL | YDS | QBP | NO | YDS | LG | TD | PD | FF | FR | TD | YDS | TK | S | A | FF | FR | W/L | SCORE |
| 09/09 | at 49ers | P | 4 | 3 | 1 | 0.0 | 0.0 | 0 | 0 | 1 | 0 | 0 | 0 | 0 | 0 | 0 | 0 | 0 | 0 | 0 | 0 | 0 | 0 | 0 | L | 19-32 |
| 09/15 | at Titans | P | 3 | 1 | 2 | 1.0 | 8.0 | 1 | 8 | 3 | 0 | 0 | 0 | 0 | 1 | 0 | 0 | 0 | 0 | 0 | 0 | 0 | 0 | 0 | W | 24-17 |
| 09/19 | Patriots | P | 2 | 1 | 1 | 0.5 | 2.5 | 0 | 0 | 2 | 0 | 0 | 0 | 0 | 0 | 0 | 0 | 0 | 0 | 0 | 0 | 0 | 0 | 0 | W | 24-3 |
| 09/29 | Broncos | P | 1 | 0 | 1 | 0.0 | 0.0 | 0 | 0 | 0 | 0 | 0 | 0 | 0 | 0 | 0 | 0 | 0 | 0 | 0 | 0 | 0 | 0 | 0 | L | 9-10 |
| 10/06 | at Vikings | P | 1 | 1 | 0 | 0.0 | 0.0 | 0 | 0 | 1 | 0 | 0 | 0 | 0 | 0 | 0 | 0 | 0 | 0 | 0 | 0 | 0 | 0 | 0 | L | 17-23 |
| 10/14 | Bills | P | 0 | 0 | 0 | 0.0 | 0.0 | 0 | 0 | 1 | 0 | 0 | 0 | 0 | 0 | 0 | 0 | 0 | 0 | 0 | 0 | 0 | 0 | 0 | L | 20-23 |
| 10/20 | at Steelers | P | 0 | 0 | 0 | 0.0 | 0.0 | 0 | 0 | 1 | 0 | 0 | 0 | 0 | 0 | 0 | 0 | 0 | 0 | 0 | 0 | 0 | 0 | 0 | L | 15-37 |
| 10/27 | at Patriots | P | 4 | 1 | 3 | 0.0 | 0.0 | 0 | 0 | 0 | 0 | 0 | 0 | 0 | 0 | 1 | 0 | 0 | 0 | 0 | 0 | 0 | 0 | 0 | L | 22-25 |
| 10/31 | Texans | P | 1 | 1 | 0 | 1.0 | 4.0 | 1 | 4 | 1 | 0 | 0 | 0 | 0 | 0 | 0 | 0 | 0 | 0 | 0 | 0 | 0 | 0 | 0 | W | 21-13 |
| 11/10 | at Cardinals | | | | | | | | | | | INACTIVE | | | | | | | | | | | | | L | 6-31 |
| 11/17 | Colts | P | 1 | 1 | 0 | 0.0 | 0.0 | 0 | 0 | 1 | 0 | 0 | 0 | 0 | 0 | 0 | 0 | 0 | 0 | 0 | 0 | 0 | 0 | 0 | L | 27-28 |
| 12/01 | Seahawks | P | 1 | 0 | 1 | 0.0 | 0.0 | 0 | 0 | 0 | 0 | 0 | 0 | 0 | 0 | 0 | 0 | 0 | 0 | 0 | 0 | 0 | 0 | 0 | L | 21-26 |
| 12/08 | at Dolphins | P | 3 | 1 | 2 | 0.0 | 0.0 | 1 | 3 | 1 | 0 | 0 | 0 | 0 | 0 | 0 | 0 | 0 | 0 | 0 | 0 | 0 | 0 | 0 | L | 26-32+ |
| 12/15 | at Jaguars | P | 3 | 3 | 0 | 1.0 | 2.0 | 1 | 2 | 1 | 0 | 0 | 0 | 0 | 0 | 0 | 0 | 0 | 0 | 0 | 0 | 0 | 0 | 0 | W | 32-25 |
| 12/22 | Rams | S | 1 | 1 | 0 | 0.0 | 0.0 | 0 | 0 | 1 | 0 | 0 | 0 | 0 | 0 | 0 | 0 | 0 | 0 | 0 | 0 | 0 | 0 | 0 | L | 9-19 |
| 12/29 | at Bills | P | 1 | 1 | 0 | 0.0 | 0.0 | 1 | 4 | 2 | 0 | 0 | 0 | 0 | 1 | 0 | 0 | 0 | 0 | 0 | 0 | 0 | 0 | 0 | L | 14-40 |
| 01/05 | Dolphins | P | 0 | 0 | 0 | 0.0 | 0.0 | 0 | 0 | 3 | 0 | 0 | 0 | 0 | 0 | 0 | 1 | 0 | 0 | 0 | 0 | 0 | 0 | 0 | W | 32-20 |
| **2024 TOTALS** | | **16-1** | **26** | **15** | **11** | **3.5** | **16.5** | **5** | **21** | **19** | **0** | **0** | **0** | **0** | **2** | **1** | **1** | **0** | **0** | **0** | **0** | **0** | **0** | **0** | **5-12** | |

+ - Overtime

## 2025 GAME-BY-GAME REGULAR-SEASON STATISTICS (COWBOYS)

| | | | TACKLES | | | | | | | | INTERCEPTIONS | | | | | O. FUMB | | | | ST | | | | | | |
|---|---|---|---|---|---|---|---|---|---|---|---|---|---|---|---|---|---|---|---|---|---|---|---|---|---|---|
| DATE | OPPONENT | P/S | TK | S | A | SK | YDS | TFL | YDS | QBP | NO | YDS | LG | TD | PD | FF | FR | TD | YDS | TK | S | A | FF | FR | W/L | SCORE |
| 09/04 | at Eagles | P | 5 | 3 | 2 | 0.0 | 0.0 | 1 | 1 | 0 | 0 | 0 | 0 | 0 | 0 | 0 | 0 | 0 | 0 | 0 | 0 | 0 | 0 | 0 | L | 20-24 |
| 09/14 | Giants | P | 7 | 3 | 4 | 0.0 | 0.0 | 0 | 0 | 1 | 0 | 0 | 0 | 0 | 0 | 0 | 0 | 0 | 0 | 0 | 0 | 0 | 0 | 0 | W | 40-37+ |
| 09/21 | at Bears | P | 2 | 0 | 2 | 0.0 | 0.0 | 0 | 0 | 0 | 0 | 0 | 0 | 0 | 0 | 0 | 0 | 0 | 0 | 0 | 0 | 0 | 0 | 0 | L | 14-31 |
| 09/28 | Packers | P | 0 | 0 | 0 | 0.0 | 0.0 | 0 | 0 | 2 | 0 | 0 | 0 | 0 | 0 | 0 | 0 | 0 | 0 | 0 | 0 | 0 | 0 | 0 | T | 40-40+ |
| 10/05 | at Jets | P | 1 | 1 | 0 | 0.0 | 0.0 | 1 | 4 | 3 | 0 | 0 | 0 | 0 | 1 | 0 | 0 | 0 | 0 | 0 | 0 | 0 | 0 | 0 | W | 37-22 |
| 10/12 | at Panthers | P | 2 | 1 | 1 | 0.0 | 0.0 | 0 | 0 | 0 | 0 | 0 | 0 | 0 | 0 | 0 | 0 | 0 | 0 | 0 | 0 | 0 | 0 | 0 | L | 27-30 |
| 10/19 | Commanders | P | 3 | 1 | 2 | 0.0 | 0.0 | 0 | 0 | 2 | 0 | 0 | 0 | 0 | 0 | 0 | 0 | 0 | 0 | 0 | 0 | 0 | 0 | 0 | W | 44-22 |
| 10/26 | at Broncos | P | 1 | 0 | 1 | 0.0 | 0.0 | 0 | 0 | 0 | 0 | 0 | 0 | 0 | 0 | 0 | 0 | 0 | 0 | 0 | 0 | 0 | 0 | 0 | L | 24-44 |
| 11/03 | Cardinals | S | 1 | 0 | 1 | 0.0 | 0.0 | 0 | 0 | 0 | 0 | 0 | 0 | 0 | 0 | 0 | 0 | 0 | 0 | 0 | 0 | 0 | 0 | 0 | L | 17-27 |
| 11/17 | at Raiders | | | | | | | | | | | INACTIVE | | | | | | | | | | | | | W | 33-16 |
| 11/23 | Eagles | P | 2 | 0 | 2 | 0.0 | 0.0 | 0 | 0 | 1 | 0 | 0 | 0 | 0 | 0 | 0 | 0 | 0 | 0 | 0 | 0 | 0 | 0 | 0 | W | 24-21 |
| 11/27 | Chiefs | P | 2 | 0 | 2 | 0.0 | 0.0 | 0 | 0 | 0 | 0 | 0 | 0 | 0 | 0 | 0 | 0 | 0 | 0 | 0 | 0 | 0 | 0 | 0 | W | 31-28 |
| 12/04 | at Lions | P | 1 | 0 | 1 | 0.0 | 0.0 | 0 | 0 | 1 | 0 | 0 | 0 | 0 | 0 | 0 | 0 | 0 | 0 | 0 | 0 | 0 | 0 | 0 | L | 30-44 |
| 12/14 | Vikings | P | 0 | 0 | 0 | 0.0 | 0.0 | 0 | 0 | 0 | 0 | 0 | 0 | 0 | 0 | 0 | 0 | 0 | 0 | 0 | 0 | 0 | 0 | 0 | L | 26-34 |
| 12/21 | Chargers | S | 3 | 1 | 2 | 0.0 | 0.0 | 0 | 0 | 1 | 0 | 0 | 0 | 0 | 0 | 0 | 0 | 0 | 0 | 0 | 0 | 0 | 0 | 0 | L | 17-34 |
| 12/25 | at Commanders | P | 2 | 1 | 1 | 0.0 | 0.0 | 1 | 1 | 0 | 0 | 0 | 0 | 0 | 0 | 0 | 0 | 0 | 0 | 0 | 0 | 0 | 0 | 0 | W | 30-23 |
| 01/04 | at Giants | P | 1 | 0 | 1 | 0.0 | 0.0 | 0 | 0 | 0 | 0 | 0 | 0 | 0 | 0 | 0 | 0 | 0 | 0 | 0 | 0 | 0 | 0 | 0 | L | 17-34 |
| **2025 TOTALS** | | **16-2** | **33** | **11** | **22** | **0.0** | **0.0** | **3** | **6** | **11** | **0** | **0** | **0** | **0** | **1** | **0** | **0** | **0** | **0** | **0** | **0** | **0** | **0** | **0** | **7-9-1** | |

+ - Overtime

## 2026 GAME-BY-GAME REGULAR-SEASON STATISTICS (TITANS)

| | | | TACKLES | | | | | | | | INTERCEPTIONS | | | | | O. FUMB | | | | ST | | | | | | |
|---|---|---|---|---|---|---|---|---|---|---|---|---|---|---|---|---|---|---|---|---|---|---|---|---|---|---|
| DATE | OPPONENT | P/S | TK | S | A | SK | YDS | TFL | YDS | QBP | NO | YDS | LG | TD | PD | FF | FR | TD | YDS | TK | S | A | FF | FR | W/L | SCORE |
| 09/13 | Jets | P | 0 | 0 | 0 | 0.0 | 0.0 | 0 | 0 | 0 | 0 | 0 | 0 | 0 | 0 | 0 | 0 | 0 | 0 | 0 | 0 | 0 | 0 | 0 | L | 10-23 |
| 09/20 | Eagles | P | 4 | 1 | 3 | 0.0 | 0.0 | 0 | 0 | 1 | 0 | 0 | 0 | 0 | 0 | 0 | 0 | 0 | 0 | 0 | 0 | 0 | 0 | 0 | L | 20-24 |
| 09/27 | at Giants | P | 0 | 0 | 0 | 0.0 | 0.0 | 0 | 0 | 2 | 0 | 0 | 0 | 0 | 0 | 0 | 0 | 0 | 0 | 0 | 0 | 0 | 0 | 0 | L | 7-12 |
| 10/04 | at Ravens | P | 3 | 0 | 3 | 0.0 | 0.0 | 0 | 0 | 0 | 0 | 0 | 0 | 0 | 0 | 0 | 0 | 0 | 0 | 0 | 0 | 0 | 0 | 0 | L | 18-24 |
| 10/11 | Texans | P | 3 | 1 | 2 | 0.0 | 0.0 | 0 | 0 | 0 | 0 | 0 | 0 | 0 | 0 | 0 | 0 | 0 | 0 | 0 | 0 | 0 | 0 | 0 | L | 3-26 |
| 10/18 | at Colts | P | 1 | 1 | 0 | 0.0 | 0.0 | 0 | 0 | 1 | 0 | 0 | 0 | 0 | 0 | 0 | 0 | 0 | 0 | 0 | 0 | 0 | 0 | 0 | W | 26-20 |
| 10/25 | Browns | P | 1 | 1 | 0 | 0.0 | 0.0 | 0 | 0 | 0 | 0 | 0 | 0 | 0 | 0 | 0 | 0 | 0 | 0 | 0 | 0 | 0 | 0 | 0 | L | 24-27 |
| **2026 TOTALS** | | **7-0** | **12** | **4** | **8** | **0.0** | **0.0** | **0** | **0** | **4** | **0** | **0** | **0** | **0** | **0** | **0** | **0** | **0** | **0** | **0** | **0** | **0** | **0** | **0** | **1-6** | |

## 2019 GAME-BY-GAME POSTSEASON STATISTICS (49ERS)

| | | | TACKLES | | | | | | | | INTERCEPTIONS | | | | | O. FUMB | | | | ST | | | | | | |
|---|---|---|---|---|---|---|---|---|---|---|---|---|---|---|---|---|---|---|---|---|---|---|---|---|---|---|
| DATE | OPPONENT | P/S | TK | S | A | SK | YDS | TFL | YDS | QBP | NO | YDS | LG | TD | PD | FF | FR | TD | YDS | TK | S | A | FF | FR | W/L | SCORE |
| 01/11 | Vikings | P | 3 | 3 | 0 | 1.0 | 11.0 | 2 | 13 | 1 | 0 | 0 | 0 | 0 | 0 | 0 | 0 | 0 | 0 | 0 | 0 | 0 | 0 | 0 | W | 27-10 |
| 01/19 | Packers | P | 1 | 1 | 0 | 0.0 | 0.0 | 0 | 0 | 0 | 0 | 0 | 0 | 0 | 0 | 0 | 0 | 0 | 0 | 0 | 0 | 0 | 0 | 0 | W | 37-20 |
| 02/02 | at Chiefs | P | 0 | 0 | 0 | 0.0 | 0.0 | 0 | 0 | 1 | 0 | 0 | 0 | 0 | 0 | 0 | 0 | 0 | 0 | 0 | 0 | 0 | 0 | 0 | L | 20-31 |
| 2019 TOTALS | | 3-0 | 4 | 4 | 0 | 1.0 | 11.0 | 2 | 13 | 2 | 0 | 0 | 0 | 0 | 0 | 0 | 0 | 0 | 0 | 0 | 0 | 0 | 0 | 0 | 2-1 | |

## 2021 GAME-BY-GAME POSTSEASON STATISTICS (RAIDERS)

| | | | TACKLES | | | | | | | | INTERCEPTIONS | | | | | O. FUMB | | | | ST | | | | | | |
|---|---|---|---|---|---|---|---|---|---|---|---|---|---|---|---|---|---|---|---|---|---|---|---|---|---|---|
| DATE | OPPONENT | P/S | TK | S | A | SK | YDS | TFL | YDS | QBP | NO | YDS | LG | TD | PD | FF | FR | TD | YDS | TK | S | A | FF | FR | W/L | SCORE |
| 01/15 | at Bengals | P | 1 | 1 | 0 | 0.0 | 0.0 | 0 | 0 | 0 | 0 | 0 | 0 | 0 | 0 | 0 | 0 | 0 | 0 | 0 | 0 | 0 | 0 | 0 | L | 19-26 |
| 2021 TOTALS | | 1-0 | 1 | 1 | 0 | 0.0 | 0.0 | 0 | 0 | 0 | 0 | 0 | 0 | 0 | 0 | 0 | 0 | 0 | 0 | 0 | 0 | 0 | 0 | 0 | 0-1 | |

# TOMMY TOWNSEND

**PUNTER ★ 6'1" ★ 191 LBS**

**COLLEGE:** FLORIDA ★ **HOMETOWN:** ORLANDO, FLA.
**NFL EXPERIENCE (NFL/TITANS):** 7/1 ★ **ACQUIRED:** UFA (HST)-'26
**GAMES PLAYED/GAMES STARTED:** 107/0(Playoffs: 17/0)

3

2022 2023 2022 AP 1ST TEAM 2022

## CAREER HIGHLIGHTS

• Townsend is a two-time Super Bowl champion with more playoff experience (17 games and 53 punts) than any other punter in the league.
• In 2022, Townsend was named first-team Associated Press All-Pro and a Pro Bowler after recording the highest punting average in single-season (50.4) and highest net punt average in a single-season (45.6) in Chiefs history.

**PRO:** The Titans signed Tommy Townsend as an unrestricted free agent early in the 2026 offseason. The 6-foot-1-inch, 191-pounder possesses an impressive ability to flip field position with precision and power. The Florida product entered the NFL as an undrafted free agent with the Kansas City Chiefs and spent his first four seasons with the club, including two Super Bowl title runs in 2022 and 2023. Prior to arriving in Tennessee, Townsend spent two campaigns with the Houston Texans.

## TITANS TIDBITS:

• Townsend earned his Eagle Scout rank in 2014.
• Townsend's older brother Johnny punted at Florida in college and then with the Raiders, Ravens, Chiefs and Titans in between 2018 and 2021. He appeared in three games for the Titans in 2021 punting 11 times for 465 yards with two kicks placed inside the 20-yard line.

## CAREER TRANSACTIONS:

• The Boone, Fla., native was signed by the Kansas City Chiefs as a rookie free agent on April 26, 2020.
• Re-signed as a restricted free agent by the Chiefs on April 26, 2023.
• Signed as an unrestricted free agent by the Houston Texans on March 15, 2024.
• Signed by the Titans as an unrestricted free agent on March 12, 2026.

## SEASON RECAPS:

**2026 (7/0 - Tennessee):**
• Against N.Y. Jets (9/13), made his Titans debut and punted seven times for 326 yards (46.6 avg.) with one kick placed inside the 20-yard line.
• Against Philadelphia (9/20), punted four times for 203 yards (50.8 avg.) with one kick placed inside the 20-yard line.
• At N.Y. Giants (9/27), punted five times for 239 yards (47.8 avg.) with three kicks placed inside the 20-yard line. Pinned the Giants deep in their own territory with a 53-yard punt that went out of bounds at the New York five-yard line in the first quarter.
• At Baltimore (10/4), punted five times for 266 yards (53.2 avg.) with two kicks placed inside the 20-yard line. Established a franchise single-game record with a net average of 51.0 yards per punt (minimum of four punts to qualify), breaking Brett Kern's record of 50.2 net yards from 2017. Boomed a 63-yard punt that rolled out of bounds at the Ravens' 19-yard line in the first quarter.
• Against Houston (10/11), punted four times for 188 yards (47.0 avg.) with one kick placed inside the 20-yard line.
• At Indianapolis (10/18), punted three times for 159 yards (53.0 avg.) with one kick placed inside the 20-yard line. Placed a 38-yard punt that was fair caught at the Colts' nine-yard line in the opening quarter.
• Against Cleveland (10/25), booted two punts for 94 yards (47.0 avg.) with one kick placed inside the 20-yard line before leaving the game in the second quarter with an injury. Boomed a 50-yard punt that was fair caught at the Cleveland 12-yard line in the opening stanza.

**2025 (17/0, 2/0 - Houston):** Saw action in all 17 games and punted 72 times for 3,424 yards (47.6 avg.) with a long of 73 yards and 30 kicks placed inside the 20-yard line.
• Against Denver (11/2), set a career-high with eight punts for 420 yards, including a season-long 73 yard punt. Placed two kicks inside the 20-yard line.
• At Kansas City (12/7), tied his career-high with eight punts for 329 yards.
• At New England (1/18), punted five times for a postseason career-high of 294 yards with one kick placed inside the 20-yard line.

**2024 (17/0, 2/0 - Houston):** Handled the teams punting duties in all 17 games and punted the ball 76 times for 3,649 yards (48.0 avg.), including 39 punts placed inside the 20-yard line.
• At Indianapolis (9/8), made his Texans debut and punted once for 56 yards.
• At Green Bay (10/20), punted the ball six times for 307 yards, including a 66-yard punt.
• Against Baltimore (12/25), punted six times for 289 yards with three kicks placed inside the 20-yard line. Had one punt for 69 yards, his longest of the season.

**2023 (17/0, 4/0 - Kansas City):** Appeared in all 17 contests and punted 59 times for 2,776 yards (47.1 avg.) with a long of 68 and 20 placed inside the 20-yard line. Played in all four contests in route to Super Bowl LVIII and punted 15 times for 715 yards with four kicks placed inside the 20-yard line and a long of 62.
• Against Miami (11/5), punted a season-high six times for 302 yards with a long of 68 yards and two placed inside the 20-yard line.
• Against San Francisco (2/11), punted five times for 254 yards in the Super Bowl victory. Placed two punts inside the 20-yard line and a postseason career high net average of 50.8. His net average ranks first in franchise history since the stat started being tracked in 1976.

**2022 (17/0, 3/0):** Played in all 17 games and recorded 53 punts for 2,672 yards (50.4 avg.) with a long of 76 yards and 22 kicks placed inside the 20-yard line. He tallied a net average of 45.6. His punting average and net average both rank as single-season highs in Chiefs history. Also recorded two of the top five longest punts in franchise history. Named September AFC Special Teams Player of the Month as well Week 1 AFC Special Teams Player of the Week. Named first team Associated Press All-Pro and to the Pro Bowl.
• Against L.A. Chargers (9/15), booted the ball 74 yards, tying former punter Bob Grupp for the fifth-longest punt in Chiefs history.
• At Denver (12/11), punted the ball three times for 199 yards including a 76-yarder which tied former punter Dan Stryzinksi for the third-longest punt in the franchise record book.

**2021 (16/0, 3/0 - Kansas City):** Competed in 16 games and recorded 1,746 yards on 37 punts with an average of 47.2 and long punt of 68. Twenty of his punts landed inside the 20-yard line. Appeared in all three postseason contests and punted 10 times for 435 yards. Named November AFC Player of the Month and Week 9 AFC Player of the Week.
• Against Green Bay (11/7), punted a season-high six times for 341 yards with five kicks placed inside the 20-yard line. Totaled a then career high net average of 54.3.

**2020 (16/0, 3/0 - Kansas City):** Appeared in all 16 games as a rookie and punted 52 times for 2,339 yards (45.0 avg.) with 20 placed inside the 20-yard line. Appeared in all three playoff contests and totaled four punts for 151 yards with one kick placed inside the 20-yard line. Named Week 15 AFC Special Teams Player of the Week. Named to the PFWA All-Rookie team. Made his NFL debut against Houston (9/10).
• Against Houston (9/10), punted three times for 136 yards in his NFL debut.
• Against New England (10/5), recorded four punts for 243 yards for an average of 60.8 yards, setting a new Chiefs single-game franchise record.
• At New Orleans (12/20), punted a season-high six times for 243 yards with three kicks placed inside the 20-yard line.
• At Tampa Bay (2/7), punted three times in the Super Bowl for 107 yards.

## COLLEGE:

• Played in 26 games over four seasons (2016-19) at Florida and recorded 93 punts for 4,162 yards for a 44.8 average with 44 kicks placed inside the 20-yard line and a long of 71 yards. Holds the Florida school record for most yards by a punter in a single game (432, nine punts) and the seventh-longest punt (71 yards; twice). Began his career at University of Tennessee and redshirted before transferring to Florida.
• As a senior (2019), totaled 1,847 yards on 42 punts, averaging 44.0 yards per kick. Recorded 11 punts of over 50 yards and downed 20 punts inside the 20-yard line.
• As a junior (2018), finished the season averaging 45.4 yards as he totaled 2,315 yards on 51 punts. Booted 14 punts of over 50 yards and registered 24 punts inside the 20-yard line. Named second team All-SEC by Athlon Sports and was a semifinalist for the Ray Guy Award.
• As a sophomore (2017), did not see any game action.
• As a redshirt freshman (2016), sat out the season due to NCAA transfer rules.
• As a freshman (2016), did not see game action and redshirted at Tennessee. Transferred to Florida after the season.

## PERSONAL:

• Attended Boone (Orlando, Fla.) High School where he was a U.S. Army All-American.
• As a senior (2015), was named a first team All-American by Scout.com and all-state by Statewide Sports Writers and FHSCA, All-Central Florida (Orlando Sentinel) and All-District (FHSCA). Averaged 43.0 yards per punt as a senior. Rated as the No. 1 punter in the country coming out of high school by Kohl's Kicking and Chris Sailor Kicking.
• As a junior (2014), garnered defensive player of the week honors from the Orlando Touchdown Club following a two interception performance against Edgewater High School.
• Also competed as cornerback and quarterback as well as played baseball.
• Townsend is an eagle scout.
• Son of Clay and Susan Townsend who both attended Florida. Has one brother, Johnny, who also attended Florida and held multiple school records as a punter himself.
• Follow Townsend on Instagram and X at @tommy_townsend.
• Born Tommy Townsend on Nov. 12, 1996 in Orlando, Fla.

### REGULAR SEASON COMPARISON: PUNTING - CINCINNATI BENGALS

| DATE | OPP | W/L | GP/GS | NO. | YDS. | AVG. | TB | I20 | LG |
|---|---|---|---|---|---|---|---|---|---|
| 1/2/22 | KC @ CIN | L | P | 3 | 108 | 36.0 | 0 | 1 | 42 |
| 12/4/22 | KC @ CIN | L | P | 1 | 55 | 55.0 | 0 | 0 | 55 |
| 12/31/23 | KC vs. CIN | W | P | 1 | 57 | 57.0 | 0 | 1 | 57 |
| TOTALS | | 1/2 | 3/0 | 5 | 220 | 44.0 | 0 | 2 | 57 |

### POSTSEASON COMPARISON: PUNTING - CINCINNATI BENGALS

| DATE | OPP | W/L | GP/GS | NO. | YDS. | AVG. | TB | I20 | LG |
|---|---|---|---|---|---|---|---|---|---|
| 1/30/22 | KC vs. CIN | L | P | 4 | 209 | 52.3 | 1 | 1 | 57 |
| 1/29/23 | KC vs. CIN | W | P | 4 | 151 | 37.8 | 0 | 3 | 44 |
| TOTALS | | 1/1 | 2/0 | 8 | 360 | 45.0 | 1 | 4 | 57 |

### TOMMY TOWNSEND'S NFL REGULAR SEASON PUNTING STATISTICS

| DATE | TEAM | GP | NO. | YDS. | AVG. | OPP. RET. | OPP. YDS. | NET YDS. | AVG. | TB | IN20 | LG | BK |
|---|---|---|---|---|---|---|---|---|---|---|---|---|---|
| 2020 | Chiefs | 16 | 52 | 2,339 | 45.0 | 15 | 119 | 2,100 | 40.4 | 6 | 20 | 67 | 0 |
| 2021 | Chiefs | 16 | 37 | 1,746 | 47.2 | 17 | 64 | 1,622 | 43.8 | 3 | 20 | 68 | 0 |
| 2022 | Chiefs | 17 | 53 | 2,672 | 50.4 | 22 | 176 | 2,416 | 45.6 | 4 | 22 | 76 | 0 |
| 2023 | Chiefs | 17 | 59 | 2,776 | 47.1 | 20 | 207 | 2,469 | 41.8 | 5 | 20 | 68 | 0 |
| 2024 | Texans | 17 | 76 | 3,649 | 48.0 | 25 | 121 | 3,388 | 44.0 | 7 | 39 | 69 | 1 |
| 2025 | Texans | 17 | 72 | 3,424 | 47.6 | 33 | 326 | 2,998 | 41.6 | 5 | 30 | 73 | 0 |
| 2026 | Titans | 7 | 30 | 1,475 | 49.2 | 12 | 113 | 1,262 | 42.1 | 5 | 10 | 65 | 0 |
| NFL TOTALS | | 107 | 379 | 18,081 | 47.7 | 144 | 1,126 | 16,255 | 42.8 | 35 | 161 | 76 | 1 |

### TOMMY TOWNSEND'S NFL POSTSEASON PUNTING STATISTICS

| DATE | TEAM | GP | NO. | YDS. | AVG. | OPP. RET. | OPP. YDS. | NET YDS. | AVG. | TB | IN20 | LG | BK |
|---|---|---|---|---|---|---|---|---|---|---|---|---|---|
| 2020 | Chiefs | 3 | 4 | 151 | 37.8 | 1 | 0 | 131 | 32.8 | 1 | 1 | 51 | 0 |
| 2021 | Chiefs | 3 | 10 | 435 | 43.5 | 4 | 35 | 380 | 38.0 | 1 | 5 | 57 | 0 |
| 2022 | Chiefs | 3 | 10 | 452 | 45.2 | 6 | 63 | 389 | 38.9 | 0 | 5 | 60 | 0 |
| 2023 | Chiefs | 4 | 15 | 715 | 47.7 | 4 | 21 | 634 | 42.3 | 3 | 4 | 62 | 0 |
| 2024 | Texans | 2 | 6 | 266 | 44.3 | 1 | 11 | 235 | 39.2 | 1 | 1 | 67 | 0 |
| 2025 | Texans | 2 | 8 | 419 | 52.4 | 5 | 67 | 352 | 44.0 | 0 | 2 | 72 | 0 |
| NFL TOTALS | | 17 | 53 | 2,438 | 46.0 | 21 | 197 | 2,121 | 40.0 | 6 | 18 | 72 | 0 |

## SINGLE-GAME HIGHS: PUNTER

| | |
|---|---|
| **Punts** | 8 (2 times, last at Kansas City Chiefs, Dec 07, 2025) |
| **Gross Punting Yards** | 420 (vs. Denver Broncos, Nov 02, 2025) |
| **Gross Punting Avg** | 66.3 (at Denver Broncos, Dec 11, 2022) |
| **Net Punting Yards** | 350 (vs. Denver Broncos, Nov 02, 2025) |
| **Net Punting Avg** | 55.7 (vs. Buffalo Bills, Oct 16, 2022) |
| **Longest Punts** | 76 (at Denver Broncos, Dec 11, 2022) |
| **Inside the 20** | 5 (2 times, last vs. Indianapolis Colts, Oct 27, 2024) |
| **Pass Attempts** | 1 (4 times, last vs. Las Vegas Raiders, Dec 25, 2023) |
| **Pass Completions** | 1 (3 times, last vs. Las Vegas Raiders, Dec 25, 2023) |
| **Yards Passing** | 16 (at Las Vegas Raiders, Nov 14, 2021) |

## SINGLE-GAME HIGHS - POSTSEASON: PUNTER

| | |
|---|---|
| **Punts** | 6 (at Baltimore Ravens, Jan 28, 2024) |
| **Gross Punting Yards** | 294 (at New England Patriots, Jan 18, 2026) |
| **Gross Punting Avg** | 58.8 (at New England Patriots, Jan 18, 2026) |
| **Net Punting Yards** | 254 (vs. San Francisco 49ers, Feb 11, 2024) |
| **Net Punting Avg** | 50.8 (vs. San Francisco 49ers, Feb 11, 2024) |
| **Longest Punts** | 72 (at New England Patriots, Jan 18, 2026) |
| **Inside the 20** | 3 (2 times, last vs. Cincinnati Bengals, Jan 29, 2023) |
| **Special Teams Tackles** | 1 (at Kansas City Chiefs, Jan 18, 2025) |

## 2020 GAME-BY-GAME REGULAR-SEASON STATISTICS (CHIEFS)

| DATE | OPPONENT | | NO. | YDS. | AVG. | OPP. RET. | YDS. | NET YDS. | AVG | TB | IN20 | LG | BK | W/L | SCORE |
|---|---|---|---|---|---|---|---|---|---|---|---|---|---|---|---|
| 09/10 | Texans | P | 3 | 136 | 45.3 | 1 | 19 | 97 | 32.3 | 1 | 1 | 54 | 0 | W | 34-20 |
| 09/20 | at Chargers | P | 5 | 221 | 44.2 | 1 | 3 | 198 | 39.6 | 1 | 2 | 55 | 0 | W | 23-20+ |
| 09/28 | at Ravens | P | 1 | 58 | 58.0 | 1 | 16 | 42 | 42.0 | 0 | 0 | 58 | 0 | W | 34-20 |
| 10/05 | Patriots | P | 4 | 243 | 60.8 | 1 | 12 | 191 | 47.8 | 2 | 1 | 65 | 0 | W | 26-10 |
| 10/11 | Raiders | P | 5 | 244 | 48.8 | 0 | 0 | 224 | 44.8 | 1 | 1 | 67 | 0 | L | 32-40 |
| 10/19 | at Bills | P | 2 | 80 | 40.0 | 1 | 24 | 56 | 28.0 | 0 | 1 | 42 | 0 | W | 26-17 |
| 10/25 | at Broncos | P | 3 | 133 | 44.3 | 1 | 0 | 133 | 44.3 | 0 | 2 | 57 | 0 | W | 43-16 |
| 11/01 | Jets | P | 3 | 122 | 40.7 | 0 | 0 | 102 | 34.0 | 1 | 1 | 44 | 0 | W | 35-9 |
| 11/08 | Panthers | P | 1 | 36 | 36.0 | 0 | 0 | 36 | 36.0 | 0 | 1 | 36 | 0 | W | 33-31 |
| 11/22 | at Raiders | P | 2 | 107 | 53.5 | 2 | 11 | 96 | 48.0 | 0 | 0 | 55 | 0 | W | 35-31 |
| 11/29 | at Buccaneers | P | 4 | 159 | 39.8 | 1 | 2 | 157 | 39.3 | 0 | 1 | 54 | 0 | W | 27-24 |
| 12/06 | Broncos | P | 3 | 112 | 37.3 | 1 | -2 | 114 | 38.0 | 0 | 2 | 43 | 0 | W | 22-16 |
| 12/13 | at Dolphins | P | 4 | 198 | 49.5 | 3 | 8 | 190 | 47.5 | 0 | 1 | 58 | 0 | W | 33-27 |
| 12/20 | at Saints | P | 6 | 243 | 40.5 | 2 | 26 | 217 | 36.2 | 0 | 3 | 61 | 0 | W | 32-29 |
| 12/27 | Falcons | P | 4 | 165 | 41.3 | 0 | 0 | 165 | 41.3 | 0 | 3 | 58 | 0 | W | 17-14 |
| 01/03 | Chargers | P | 2 | 82 | 41.0 | 0 | 0 | 82 | 41.0 | 0 | 0 | 44 | 0 | L | 21-38 |
| **2020 TOTALS** | | **16** | **52** | **2,339** | **45.0** | **15** | **119** | **2,100** | **40.4** | **6** | **20** | **67** | **0** | **14-2** | |

+ - Overtime

## 2021 GAME-BY-GAME REGULAR-SEASON STATISTICS (CHIEFS)

| DATE | OPPONENT | | NO. | YDS. | AVG. | OPP. RET. | OPP. YDS. | NET YDS. | AVG | TB | IN20 | LG | BK | W/L | SCORE |
|---|---|---|---|---|---|---|---|---|---|---|---|---|---|---|---|
| 09/12 | Browns | P | 2 | 91 | 45.5 | 1 | 4 | 87 | 43.5 | 0 | 2 | 47 | 0 | W | 33-29 |
| 09/19 | at Ravens | P | 3 | 135 | 45.0 | 1 | 16 | 119 | 39.7 | 0 | 0 | 54 | 0 | L | 35-36 |
| 09/26 | Chargers | P | 1 | 51 | 51.0 | 1 | 0 | 51 | 51.0 | 0 | 0 | 51 | 0 | L | 24-30 |
| 10/03 | at Eagles | P | 0 | 0 | 0.0 | 0 | 0 | 0 | 0.0 | 0 | 0 | 0 | 0 | W | 42-30 |
| 10/10 | Bills | P | 2 | 88 | 44.0 | 1 | 7 | 81 | 40.5 | 0 | 1 | 46 | 0 | L | 20-38 |
| 10/17 | at Football Team | P | 2 | 53 | 26.5 | 0 | 0 | 53 | 26.5 | 0 | 1 | 34 | 0 | W | 31-13 |
| 10/24 | at Titans | P | 2 | 93 | 46.5 | 0 | 0 | 93 | 46.5 | 0 | 1 | 52 | 0 | L | 3-27 |
| 11/01 | Giants | P | 4 | 203 | 50.8 | 2 | 0 | 203 | 50.8 | 0 | 4 | 58 | 0 | W | 20-17 |
| 11/07 | Packers | P | 6 | 341 | 56.8 | 3 | 15 | 326 | 54.3 | 0 | 5 | 64 | 0 | W | 13-7 |
| 11/14 | at Raiders | P | 1 | 42 | 42.0 | 0 | 0 | 42 | 42.0 | 0 | 0 | 42 | 0 | W | 41-14 |
| 11/21 | Cowboys | P | 3 | 166 | 55.3 | 2 | 7 | 139 | 46.3 | 1 | 1 | 68 | 0 | W | 19-9 |
| 12/05 | Broncos | P | 4 | 190 | 47.5 | 3 | 6 | 184 | 46.0 | 0 | 3 | 54 | 0 | W | 22-9 |
| 12/12 | Raiders | P | 1 | 52 | 52.0 | 1 | 6 | 46 | 46.0 | 0 | 1 | 52 | 0 | W | 48-9 |
| 12/16 | at Chargers | P | 1 | 32 | 32.0 | 0 | 0 | 32 | 32.0 | 0 | 0 | 32 | 0 | W | 34-28+ |
| 12/26 | Steelers | | | | | | RESERVE/COVID-19 | | | | | | | W | 36-10 |
| 01/02 | at Bengals | P | 3 | 108 | 36.0 | 1 | 3 | 105 | 35.0 | 0 | 1 | 42 | 0 | L | 31-34 |
| 01/08 | at Broncos | P | 2 | 101 | 50.5 | 0 | 0 | 61 | 30.5 | 2 | 0 | 58 | 0 | W | 28-24 |
| **2021 TOTALS** | | **16** | **37** | **1,746** | **47.2** | **16** | **64** | **1,622** | **43.8** | **3** | **20** | **68** | **0** | **12-5** | |

+ - Overtime

## 2022 GAME-BY-GAME REGULAR-SEASON STATISTICS (CHIEFS)

| DATE | OPPONENT | | NO. | YDS. | AVG. | OPP. RET. | OPP. YDS. | NET YDS. | AVG | TB | IN20 | LG | BK | W/L | SCORE |
|---|---|---|---|---|---|---|---|---|---|---|---|---|---|---|---|
| 09/11 | at Cardinals | P | 2 | 108 | 54.0 | 1 | -1 | 89 | 44.5 | 1 | 0 | 58 | 0 | W | 44-21 |
| 09/15 | Chargers | P | 6 | 333 | 55.5 | 2 | 17 | 296 | 49.3 | 1 | 3 | 74 | 0 | W | 27-24 |
| 09/25 | at Colts | P | 3 | 170 | 56.7 | 1 | 10 | 160 | 53.3 | 0 | 2 | 65 | 0 | L | 17-20 |
| 10/02 | at Buccaneers | P | 1 | 43 | 43.0 | 0 | 0 | 43 | 43.0 | 0 | 0 | 43 | 0 | W | 41-31 |
| 10/10 | Raiders | P | 3 | 145 | 48.3 | 1 | 3 | 142 | 47.3 | 0 | 1 | 60 | 0 | W | 30-29 |
| 10/16 | Bills | P | 3 | 173 | 57.7 | 2 | 6 | 167 | 55.7 | 0 | 1 | 60 | 0 | L | 20-24 |
| 10/23 | at 49ers | P | 1 | 33 | 33.0 | 0 | 0 | 33 | 33.0 | 0 | 1 | 33 | 0 | W | 44-23 |
| 11/06 | Titans | P | 6 | 283 | 47.2 | 2 | 11 | 252 | 42.0 | 1 | 2 | 53 | 0 | W | 20-17+ |
| 11/13 | Jaguars | P | 2 | 91 | 45.5 | 1 | 19 | 72 | 36.0 | 0 | 1 | 51 | 0 | W | 27-17 |
| 11/20 | at Chargers | P | 2 | 92 | 46.0 | 0 | 0 | 92 | 46.0 | 0 | 0 | 50 | 0 | W | 30-27 |
| 11/27 | Rams | P | 1 | 49 | 49.0 | 0 | 0 | 49 | 49.0 | 0 | 1 | 49 | 0 | W | 26-10 |
| 12/04 | at Bengals | P | 1 | 55 | 55.0 | 1 | 10 | 45 | 45.0 | 0 | 0 | 55 | 0 | L | 24-27 |
| 12/11 | at Broncos | P | 3 | 199 | 66.3 | 1 | 21 | 158 | 52.7 | 1 | 1 | 76 | 0 | W | 34-28 |
| 12/18 | at Texans | P | 4 | 193 | 48.3 | 3 | 23 | 170 | 42.5 | 0 | 2 | 57 | 0 | W | 30-24+ |
| 12/24 | Seahawks | P | 6 | 246 | 41.0 | 2 | 12 | 234 | 39.0 | 0 | 3 | 56 | 0 | W | 24-10 |
| 01/01 | Broncos | P | 5 | 263 | 52.6 | 3 | 37 | 226 | 45.2 | 0 | 1 | 60 | 0 | W | 27-24 |
| 01/07 | at Raiders | P | 4 | 196 | 49.0 | 2 | 8 | 188 | 47.0 | 0 | 3 | 61 | 0 | W | 31-13 |
| **2022 TOTALS** | | **17** | **53** | **2,672** | **50.4** | **22** | **176** | **2,416** | **45.6** | **4** | **22** | **76** | **0** | **14-3** | |

+ - Overtime

## 2023 GAME-BY-GAME REGULAR-SEASON STATISTICS (CHIEFS)

| DATE | OPPONENT | | NO. | YDS. | AVG. | OPP. RET. | YDS. | NET YDS. | AVG | TB | IN20 | LG | BK | W/L | SCORE |
|---|---|---|---|---|---|---|---|---|---|---|---|---|---|---|---|
| 09/07 | Lions | P | 5 | 247 | 49.4 | 1 | 16 | 231 | 46.2 | 0 | 3 | 58 | 0 | L | 20-21 |
| 09/17 | at Jaguars | P | 4 | 193 | 48.3 | 2 | 5 | 188 | 47.0 | 0 | 1 | 58 | 0 | W | 17-9 |
| 09/24 | Bears | P | 1 | 55 | 55.0 | 0 | 0 | 55 | 55.0 | 0 | 1 | 55 | 0 | W | 41-10 |
| 10/01 | at Jets | P | 2 | 98 | 49.0 | 1 | 11 | 87 | 43.5 | 0 | 1 | 53 | 0 | W | 23-20 |
| 10/08 | at Vikings | P | 3 | 140 | 46.7 | 1 | 3 | 117 | 39.0 | 1 | 1 | 58 | 0 | W | 27-20 |
| 10/12 | Broncos | P | 3 | 144 | 48.0 | 2 | 30 | 114 | 38.0 | 0 | 1 | 62 | 0 | W | 19-8 |
| 10/22 | Chargers | P | 3 | 137 | 45.7 | 0 | 0 | 137 | 45.7 | 0 | 0 | 48 | 0 | W | 31-17 |
| 10/29 | at Broncos | P | 2 | 82 | 41.0 | 1 | 31 | 51 | 25.5 | 0 | 1 | 49 | 0 | L | 9-24 |
| 11/05 | Dolphins | P | 6 | 302 | 50.3 | 1 | 7 | 275 | 45.8 | 1 | 2 | 68 | 0 | W | 21-14 |
| 11/20 | Eagles | P | 6 | 256 | 42.7 | 3 | 53 | 183 | 30.5 | 1 | 0 | 55 | 0 | L | 17-21 |
| 11/26 | at Raiders | P | 4 | 211 | 52.8 | 1 | 13 | 198 | 49.5 | 0 | 2 | 57 | 0 | W | 31-17 |
| 12/03 | at Packers | P | 1 | 57 | 57.0 | 1 | 1 | 56 | 56.0 | 0 | 0 | 57 | 0 | L | 19-27 |
| 12/10 | Bills | P | 4 | 160 | 40.0 | 2 | 17 | 143 | 35.8 | 0 | 1 | 46 | 0 | L | 17-20 |
| 12/17 | at Patriots | P | 4 | 196 | 49.0 | 2 | 19 | 177 | 44.3 | 0 | 1 | 61 | 0 | W | 27-17 |
| 12/25 | Raiders | P | 4 | 167 | 41.8 | 1 | 0 | 167 | 41.8 | 0 | 1 | 57 | 0 | L | 14-20 |
| 12/31 | Bengals | P | 1 | 57 | 57.0 | 1 | 1 | 56 | 56.0 | 0 | 1 | 57 | 0 | W | 25-17 |
| 01/07 | at Chargers | P | 6 | 274 | 45.7 | 0 | 0 | 234 | 39.0 | 2 | 3 | 61 | 0 | W | 13-12 |
| **2023 TOTALS** | | **17** | **59** | **2,776** | **47.1** | **20** | **207** | **2,469** | **41.8** | **5** | **20** | **68** | **0** | **11-6** | |

## 2024 GAME-BY-GAME REGULAR-SEASON STATISTICS (TEXANS)

| DATE | OPPONENT | | NO. | YDS. | AVG. | OPP. RET. | YDS. | NET YDS. | AVG | TB | IN20 | LG | BK | W/L | SCORE |
|---|---|---|---|---|---|---|---|---|---|---|---|---|---|---|---|
| 09/08 | at Colts | P | 1 | 56 | 56.0 | 0 | 0 | 56 | 28.0 | 0 | 0 | 56 | 1 | W | 29-27 |
| 09/15 | Bears | P | 6 | 267 | 44.5 | 1 | 1 | 266 | 44.3 | 0 | 2 | 60 | 0 | W | 19-13 |
| 09/22 | at Vikings | P | 4 | 177 | 44.3 | 1 | 10 | 147 | 36.8 | 1 | 2 | 52 | 0 | L | 7-34 |
| 09/29 | Jaguars | P | 6 | 263 | 43.8 | 2 | 2 | 261 | 43.5 | 0 | 4 | 50 | 0 | W | 24-20 |
| 10/06 | Bills | P | 5 | 221 | 44.2 | 1 | 5 | 216 | 43.2 | 0 | 2 | 61 | 0 | W | 23-20 |
| 10/13 | at Patriots | P | 4 | 185 | 46.3 | 2 | 16 | 169 | 42.3 | 0 | 1 | 65 | 0 | W | 41-21 |
| 10/20 | at Packers | P | 6 | 307 | 51.2 | 3 | 13 | 274 | 45.7 | 1 | 4 | 66 | 0 | L | 22-24 |
| 10/27 | Colts | P | 6 | 257 | 42.8 | 2 | 12 | 245 | 40.8 | 0 | 5 | 53 | 0 | W | 23-20 |
| 10/31 | at Jets | P | 3 | 154 | 51.3 | 0 | 0 | 154 | 51.3 | 0 | 2 | 56 | 0 | L | 13-21 |
| 11/10 | Lions | P | 5 | 275 | 55.0 | 3 | 15 | 260 | 52.0 | 0 | 2 | 62 | 0 | L | 23-26 |
| 11/18 | at Cowboys | P | 4 | 210 | 52.5 | 0 | 0 | 190 | 47.5 | 1 | 3 | 59 | 0 | W | 34-10 |
| 11/24 | Titans | P | 5 | 240 | 48.0 | 3 | 2 | 238 | 47.6 | 0 | 4 | 52 | 0 | L | 27-32 |
| 12/01 | at Jaguars | P | 4 | 202 | 50.5 | 1 | 5 | 177 | 44.3 | 1 | 2 | 63 | 0 | W | 23-20 |
| 12/15 | Dolphins | P | 5 | 250 | 50.0 | 2 | 24 | 226 | 45.2 | 0 | 1 | 58 | 0 | W | 20-12 |
| 12/21 | at Chiefs | P | 2 | 105 | 52.5 | 1 | 9 | 76 | 38.0 | 1 | 0 | 57 | 0 | L | 19-27 |
| 12/25 | Ravens | P | 6 | 289 | 48.2 | 2 | 7 | 262 | 43.7 | 1 | 3 | 69 | 0 | L | 2-31 |
| 01/05 | at Titans | P | 4 | 191 | 47.8 | 1 | 0 | 171 | 42.8 | 1 | 2 | 53 | 0 | W | 23-14 |
| **2024 TOTALS** | | **17** | **76** | **3,649** | **48.0** | **25** | **121** | **3,388** | **44.0** | **7** | **39** | **69** | **1** | **10-7** | |

## 2025 GAME-BY-GAME REGULAR-SEASON STATISTICS (TEXANS)

| DATE | OPPONENT | | NO. | YDS. | AVG. | OPP. RET. | OPP. YDS. | NET YDS. | AVG | TB | IN20 | LG | BK | W/L | SCORE |
|---|---|---|---|---|---|---|---|---|---|---|---|---|---|---|---|
| 09/07 | at Rams | P | 4 | 208 | 52.0 | 2 | 21 | 187 | 46.8 | 0 | 1 | 61 | 0 | L | 9-14 |
| 09/15 | Buccaneers | P | 4 | 203 | 50.8 | 1 | 6 | 177 | 44.3 | 1 | 2 | 57 | 0 | L | 19-20 |
| 09/21 | at Jaguars | P | 6 | 261 | 43.5 | 2 | 17 | 244 | 40.7 | 0 | 2 | 66 | 0 | L | 10-17 |
| 09/28 | Titans | P | 3 | 132 | 44.0 | 0 | 0 | 132 | 44.0 | 0 | 2 | 64 | 0 | W | 26-0 |
| 10/05 | at Ravens | P | 1 | 59 | 59.0 | 1 | 16 | 43 | 43.0 | 0 | 0 | 59 | 0 | W | 44-10 |
| 10/20 | at Seahawks | P | 7 | 344 | 49.1 | 5 | 67 | 257 | 36.7 | 1 | 1 | 57 | 0 | L | 19-27 |
| 10/26 | 49ers | P | 2 | 96 | 48.0 | 0 | 0 | 96 | 48.0 | 0 | 1 | 53 | 0 | W | 26-15 |
| 11/02 | Broncos | P | 8 | 420 | 52.5 | 4 | 30 | 350 | 43.8 | 2 | 2 | 73 | 0 | L | 15-18 |
| 11/09 | Jaguars | P | 2 | 108 | 54.0 | 2 | 90 | 18 | 9.0 | 0 | 0 | 68 | 0 | W | 36-29 |
| 11/16 | at Titans | P | 5 | 208 | 41.6 | 2 | 1 | 187 | 37.4 | 1 | 4 | 51 | 0 | W | 16-13 |
| 11/20 | Bills | P | 6 | 286 | 47.7 | 4 | 15 | 271 | 45.2 | 0 | 4 | 57 | 0 | W | 23-19 |
| 11/30 | at Colts | P | 2 | 96 | 48.0 | 2 | 14 | 82 | 41.0 | 0 | 0 | 52 | 0 | W | 20-16 |
| 12/07 | at Chiefs | P | 8 | 329 | 41.1 | 1 | 0 | 329 | 41.1 | 0 | 3 | 56 | 0 | W | 20-10 |
| 12/14 | Cardinals | P | 1 | 43 | 43.0 | 0 | 0 | 43 | 43.0 | 0 | 1 | 43 | 0 | W | 40-20 |
| 12/21 | Raiders | P | 5 | 258 | 51.6 | 4 | 23 | 235 | 47.0 | 0 | 1 | 57 | 0 | W | 23-21 |
| 12/27 | at Chargers | P | 5 | 252 | 50.4 | 2 | 13 | 239 | 47.8 | 0 | 4 | 56 | 0 | W | 20-16 |
| 01/04 | Colts | P | 3 | 121 | 40.3 | 1 | 13 | 108 | 36.0 | 0 | 2 | 45 | 0 | W | 38-30 |
| **2025 TOTALS** | | **17** | **72** | **3,424** | **47.6** | **33** | **326** | **2,998** | **41.6** | **5** | **30** | **73** | **0** | **12-5** | |

## 2026 GAME-BY-GAME REGULAR-SEASON STATISTICS (TITANS)

| DATE | OPPONENT | | NO. | YDS. | AVG. | OPP. RET. | OPP. YDS. | NET YDS. | AVG | TB | IN20 | LG | BK | W/L | SCORE |
|---|---|---|---|---|---|---|---|---|---|---|---|---|---|---|---|
| 09/13 | Jets | P | 7 | 326 | 46.6 | 2 | 29 | 237 | 33.9 | 3 | 1 | 54 | 0 | L | 10-23 |
| 09/20 | Eagles | P | 4 | 203 | 50.8 | 2 | 31 | 152 | 38.0 | 1 | 1 | 65 | 0 | L | 20-24 |
| 09/27 | at Giants | P | 5 | 239 | 47.8 | 2 | 12 | 227 | 45.4 | 0 | 3 | 55 | 0 | L | 7-12 |
| 10/04 | at Ravens | P | 5 | 266 | 53.2 | 3 | 11 | 255 | 51.0 | 0 | 2 | 63 | 0 | L | 18-24 |
| 10/11 | Texans | P | 4 | 188 | 47.0 | 2 | 21 | 167 | 41.8 | 0 | 1 | 56 | 0 | L | 3-26 |
| 10/18 | at Colts | P | 3 | 159 | 53.0 | 1 | 9 | 130 | 43.3 | 1 | 1 | 64 | 0 | W | 26-20 |
| 10/25 | Browns | P | 2 | 94 | 47.0 | 0 | 0 | 94 | 47.0 | 0 | 1 | 50 | 0 | L | 24-27 |
| **2026 TOTALS** | | **7** | **30** | **1,475** | **49.2** | **12** | **113** | **1,262** | **42.1** | **5** | **10** | **65** | **0** | **1-6** | |

## 2020 GAME-BY-GAME POSTSEASON STATISTICS (CHIEFS)

| DATE | OPPONENT | | NO. | YDS. | AVG. | OPP. RET. | OPP. YDS. | NET YDS. | AVG | TB | IN20 | LG | BK | W/L | SCORE |
|---|---|---|---|---|---|---|---|---|---|---|---|---|---|---|---|
| 01/17 | Browns | P | 0 | 0 | 0.0 | 0 | 0 | 0 | 0.0 | 0 | 0 | 0 | 0 | W | 22-17 |
| 01/24 | Bills | P | 1 | 44 | 44.0 | 1 | 0 | 44 | 44.0 | 0 | 1 | 44 | 0 | W | 38-24 |
| 02/07 | at Buccaneers | P | 3 | 107 | 35.7 | 0 | 0 | 87 | 29.0 | 1 | 0 | 51 | 0 | L | 9-31 |
| **2020 TOTALS** | | **3** | **4** | **151** | **37.8** | **1** | **0** | **131** | **32.8** | **1** | **1** | **51** | **0** | **2-1** | |

## 2021 GAME-BY-GAME POSTSEASON STATISTICS (CHIEFS)

| DATE | OPPONENT | | NO. | YDS. | AVG. | OPP. RET. | OPP. YDS. | NET YDS. | AVG | TB | IN20 | LG | BK | W/L | SCORE |
|---|---|---|---|---|---|---|---|---|---|---|---|---|---|---|---|
| 01/16 | Steelers | P | 4 | 138 | 34.5 | 2 | 13 | 125 | 31.3 | 0 | 3 | 41 | 0 | W | 42-21 |
| 01/23 | Bills | P | 2 | 88 | 44.0 | 0 | 0 | 88 | 44.0 | 0 | 1 | 50 | 0 | W | 42-36+ |
| 01/30 | Bengals | P | 4 | 209 | 52.3 | 2 | 22 | 167 | 41.8 | 1 | 1 | 57 | 0 | L | 24-27+ |
| **2021 TOTALS** | | **3** | **10** | **435** | **43.5** | **4** | **35** | **380** | **38.0** | **1** | **5** | **57** | **0** | **2-1** | |

+ - Overtime

## 2022 GAME-BY-GAME POSTSEASON STATISTICS (CHIEFS)

| DATE | OPPONENT | | NO. | YDS. | AVG. | OPP. RET. | OPP. YDS. | NET YDS. | AVG | TB | IN20 | LG | BK | W/L | SCORE |
|---|---|---|---|---|---|---|---|---|---|---|---|---|---|---|---|
| 01/21 | Jaguars | P | 4 | 203 | 50.8 | 3 | 23 | 180 | 45.0 | 0 | 2 | 60 | 0 | W | 27-20 |
| 01/29 | Bengals | P | 4 | 151 | 37.8 | 1 | 5 | 146 | 36.5 | 0 | 3 | 44 | 0 | W | 23-20 |
| 02/12 | at Eagles | P | 2 | 98 | 49.0 | 2 | 35 | 63 | 31.5 | 0 | 0 | 50 | 0 | W | 38-35 |
| **2022 TOTALS** | | **3** | **10** | **452** | **45.2** | **6** | **63** | **389** | **38.9** | **0** | **5** | **60** | **0** | **3-0** | |

## 2023 GAME-BY-GAME POSTSEASON STATISTICS (CHIEFS)

| DATE | OPPONENT | | NO. | YDS. | AVG. | OPP. RET. | OPP. YDS. | NET YDS. | AVG | TB | IN20 | LG | BK | W/L | SCORE |
|---|---|---|---|---|---|---|---|---|---|---|---|---|---|---|---|
| 01/13 | Dolphins | P | 3 | 133 | 44.3 | 0 | 0 | 113 | 37.7 | 1 | 1 | 48 | 0 | W | 26-7 |
| 01/21 | at Bills | P | 1 | 49 | 49.0 | 0 | 0 | 29 | 29.0 | 1 | 0 | 49 | 0 | W | 27-24 |
| 01/28 | at Ravens | P | 6 | 279 | 46.5 | 2 | 21 | 238 | 39.7 | 1 | 1 | 55 | 0 | W | 17-10 |
| 02/11 | 49ers | P | 5 | 254 | 50.8 | 2 | 0 | 254 | 50.8 | 0 | 2 | 62 | 0 | W | 25-22+ |
| **2023 TOTALS** | | **4** | **15** | **715** | **47.7** | **4** | **21** | **634** | **42.3** | **3** | **4** | **62** | **0** | **4-0** | |

+ - Overtime

## 2024 GAME-BY-GAME POSTSEASON STATISTICS (TEXANS)

| DATE | OPPONENT | | NO. | YDS. | AVG. | OPP. RET. | OPP. YDS. | NET YDS. | AVG | TB | IN20 | LG | BK | W/L | SCORE |
|---|---|---|---|---|---|---|---|---|---|---|---|---|---|---|---|
| 01/11 | Chargers | P | 4 | 183 | 45.8 | 0 | 0 | 163 | 40.8 | 1 | 1 | 67 | 0 | W | 32-12 |
| 01/18 | at Chiefs | P | 2 | 83 | 41.5 | 1 | 11 | 72 | 36.0 | 0 | 0 | 49 | 0 | L | 14-23 |
| **2024 TOTALS** | | **2** | **6** | **266** | **44.3** | **1** | **11** | **235** | **39.2** | **1** | **1** | **67** | **0** | **1-1** | |

## 2025 GAME-BY-GAME POSTSEASON STATISTICS (TEXANS)

| DATE | OPPONENT | | NO. | YDS. | AVG. | OPP. RET. | OPP. YDS. | NET YDS. | AVG | TB | IN20 | LG | BK | W/L | SCORE |
|---|---|---|---|---|---|---|---|---|---|---|---|---|---|---|---|
| 01/12 | at Steelers | P | 3 | 125 | 41.7 | 1 | 14 | 111 | 37.0 | 0 | 1 | 60 | 0 | W | 30-6 |
| 01/18 | at Patriots | P | 5 | 294 | 58.8 | 4 | 53 | 241 | 48.2 | 0 | 1 | 72 | 0 | L | 16-28 |
| **2025 TOTALS** | | **2** | **8** | **419** | **52.4** | **5** | **67** | **352** | **44.0** | **0** | **2** | **72** | **0** | **1-1** | |



# MITCHELL TRUBISKY

**QUARTERBACK ★ 6'3" ★ 222 LBS**

**COLLEGE:** NORTH CAROLINA ★ **HOMETOWN:** MENTOR, OHIO
**NFL EXPERIENCE (NFL/TITANS):** 10/1 ★ **ACQUIRED:** UFA (BUF)-'26
**GAMES PLAYED/GAMES STARTED:** 82/57(Playoffs: 4/2)

10

## CAREER HIGHLIGHTS

• In 2018, Trubisky was named to the Pro Bowl after starting 14 games and compiling an 11-3 record as a starter. He completed 289 of 434 passes for 3,223 yards with 24 touchdowns.

**PRO:** The Titans signed Mitchell Trubisky early in the 2026 free agency period to add veteran leadership and experience to the quarterback room. The 6-foot-3-inch, 222-pounder was originally selected by the Chicago Bears in the first round of the 2017 NFL Draft and spent his first four NFL campaigns with the club (2017-20). The University of North Carolina product has also spent time with the Buffalo Bills (2021, 2024-25) and the Pittsburgh Steelers (2022-23). In his first nine seasons in the NFL, Trubisky appeared in 82 regular season games with 57 starts and completed 1,244 of 1,933 passes for 13,028 yards with 78 touchdowns for a 86.9 passer rating.

## TITANS TIDBITS:

• Trubisky wears No. 10 because it was his father's high school number.

## CAREER TRANSACTIONS:

• The Mentor, Ohio, native was selected by the Chicago Bears in the first round (second overall) of the 2017 NFL Draft.
• Signed by the Buffalo Bills as an unrestricted free agent on March 22, 2021.
• Signed by the Pittsburgh Steelers as an unrestricted free agent on March 17, 2022.
• Released by the Steelers on Feb. 12, 2024.
• Signed by the Buffalo Bills as a free agent on March 7, 2024.
• Signed by the Titans as an unrestricted free agent on March 12, 2026.

## SEASON RECAPS:

**2026 (0/0 - Tennessee):**
• Against N.Y. Jets (9/13), did not play as the backup quarterback.
• Against Philadelphia (9/20), did not play as the backup quarterback.
• At N.Y. Giants (9/27), did not play as the backup quarterback.
• At Baltimore (10/4), did not play as the backup quarterback.
• Against Houston (10/11), did not play as the backup quarterback.
• At Indianapolis (10/18), did not play as the backup quarterback.
• Against Cleveland (10/25), did not play as the backup quarterback.

**2025 (4/0, 0/0 - Buffalo):** Appeared as a reserve in four games and connected on 25 of 35 passes for 313 yards with four touchdowns for a 137.0 passer rating. Did not play as the backup quarterback in eight regular season contests and both postseason games.
• Against N.Y. Jets (1/4), played significant snaps and completed 22 of 29 passes for 259 yards with four touchdowns in the win.

**2024 (9/0, 1/0 - Buffalo):** Saw action as a reserve in nine games in his return to the Bills organization and completed 19 of 26 passes for 179 yards with two touchdowns for a 117.3 passer rating. Did not play as the backup quarterback in eight contests. Played as a reserve in one postseason game and did not play as the backup in the two other playoff contests.
• At New England (1/5), saw significant action as a reserve and connected on 15 of 21 passes for 101 yards with a two-yard touchdown toss to Ray Davis.

**2023 (5/2, 0/0 - Pittsburgh):** Appeared in five games with two starts in his final season with the Steelers and connected on 67 of 107 passes for 632 yards with four touchdowns and five interceptions. Rushed 16 times for 54 yards with two rushing scores. Did not play as the backup quarterback in 11 games and was inactive for the regular season finale. Was inactive for the postseason game.
• Against Arizona (12/3), entered the game just before halftime and connected on 11 of 17 passes for 117 yards with a touchdown.
• Against New England (12/7), started at quarterback and completed 22 of 35 passes for 190 yards with a touchdown. Rushed eight times for 30 yards with a score.

**2022 (7/5 - Pittsburgh):** Played in seven games with five starts and completed 117 of 180 passes for 1,252 yards with four touchdowns and five interceptions. Rushed 19 times for 38 yards with two rushing scores. Was voted one of the Steelers' two offensive team captains by his teammates.
• At Cincinnati (9/11), completed 21 of 38 passes for 194 yards with a touchdown. Became one of 10 quarterbacks to win in their first career start for the Steelers and one of five quarterbacks to win on the road in their first career start for the franchise.
• Against Tampa Bay (10/16), connected nine of 12 passes for 144 yards, one touchdown for a 142.4 passer rating after entering the game following a third-quarter injury to Kenny Pickett.

**2021 (6/0, 1/0 - Buffalo):** Saw action as a reserve in six games and completed six of eight passes for 43 yards with an interception. Rushed for 24 yards on 13 carries with a touchdown, including a 22-yard run. Did not play as the backup quarterback in nine contests and missed two games on the reserve/COVID-19 list. Played as a reserve in the postseason matchup.

**2020 (10/9, 1/1 - Chicago):** Played in 10 games with nine starts and registered 2,055 passing yards with 16 touchdowns and eight interceptions. Recorded 33 rushes for 195 yards with a score. Completed 67.0 percent of his passes during the regular season, tying a Bears single-season record. Did not play in four games and was inactive for two contests. Started the postseason contest and completed 19 of 29 passes for 199 yards with a touchdown.
• At Detroit (9/13), completed 20 of 36 passes for 242 yards with three touchdowns in the Week 1 win. Threw all three touchdowns in the fourth quarter with a 143.3 rating in the final stanza. Rushed three times for 26 yards, including a long run of 20 yards.
• Against Houston (12/13), totaled 290 yards of offense in the Week 14 win. Completed 24 of 33 passes for 267 yards with three touchdowns for a 126.7 passer rating.
• At Jacksonville (12/27), accounted for three touchdowns in the 41-17 win. Threw for 265 yards and two scores on 24 of 35 passing while rushing for a six-yard touchdown.

**2019 (15/15 - Chicago):** Started 15 games and collected 3,138 passing yards, marking back-to-back 3,000-yard seasons and becoming just the second Bear to accomplish the feat. Connected on 326 of 516 passes with 17 touchdowns. Was inactive for one contest.
• At Washington (9/23), finished 25 of 31 passing for 231 yards with three touchdowns in the Monday Night Football win. Completed 20 passes in the first half as the Bears raced out to a 28-3 halftime lead.
• Against Detroit (11/10), completed 16 of 23 passes for 173 yards with three touchdowns for a 131.0 passer rating in the Week 10 win.
• At Detroit (11/28), connected on 29 of 38 passes for a season-high 338 yards with three touchdowns. Marched the offense on a season-long 90-yard scoring drive late in the fourth quarter and connected with David Montgomery on a three-yard touchdown pass to give the Bears a 24-20 lead.
• Against Dallas (12/5), completed 23 of 31 passes for 244 yards with three passing touchdowns and one more on the ground to become the first quarterback in NFL history to complete 70.0 or more percent of his passes on 30 or more attempts, throw three or more touchdown passes, rush for 50 or more yards and have a rushing score in the same game.

**2018 (14/14, 1/1 - Chicago):** Named to his first career Pro Bowl and was the first Bears quarterback to play in the Pro Bowl since Jim McMahon after the 1985 season. Started 14 games (11-3 record as a starter) and completed 289 of 434 passes for 3,223 yards with 24 touchdowns and 12 interceptions. Added 421 rushing yards on 68 attempts with three rushing scores. Also converted five two-point conversions (one rushing, four passing). Was inactive for two contests. Started his first career postseason contest against Philadelphia (1/6).
• Against Tampa Bay (9/30), threw for 354 yards and set a career-high with

six passing touchdowns while amassing 407 yards of total offense. Threw for five scores to five different receivers in the first half, becoming just the second player in league history to do so.
• Against New England (10/21), rushed for 81 yards on six attempts, the eighth-highest by a Bears quarterback since 1960.
• Against Detroit (11/11), tallied a career-best 355 yards by completing 23 of 30 passes with three touchdowns for a 148.6 passer rating.
• At San Francisco (12/23), completed 94.1 percent (16 of 17) of his passes in the second half, the highest second-half completion percentage in the NFL in 2018.
• Against Philadelphia (1/6), completed 26 of 43 passes for 303 yards with a touchdown in the Wild Card playoff game.

**2017 (12/12 - Chicago):** Started 12 games as a rookie and completed 196 of 330 passes for 2,193 yards with seven touchdowns and seven interceptions. Carried the ball 41 times for 248 yards with two rushing scores. Set the then Bears franchise rookie records for completions (196) and passing yards (2,193), finished second in attempts (330) and tied for third in touchdown passes (seven). Did not play as the backup quarterback in the first four contests of the season.
• Against Minnesota (10/9), made his first career start on Monday Night Football, becoming the first Bears rookie to start at quarterback since Kyle Orton in 2005. Threw his first career touchdown on a 20-yard pass to Zach Miller in the fourth quarter.
• At Baltimore (10/15), became the first Bears rookie quarterback to win their first road start since 2004 by completing eight of 16 passes for 113 yards with a touchdown. Became the second rookie quarterback to win a game in Baltimore since the franchise moved from Cleveland to Baltimore in 1996.
• At Detroit (12/16), connected on 31 of 46 passes for 314 yards with a touchdown. Became the first Bears rookie quarterback to pass for 300-plus yards in a game since Cade McNown threw for 301 yards in 1999.

## COLLEGE:

• Played in 34 games with 13 starts for North Carolina, completing 386 of 572 passes for 4,762 yards with 41 touchdowns and 10 interceptions in three playing seasons (2014-16). Added 439 rushing yards with eight touchdowns.
• Finished his Tarheels career ranked fifth in passing touchdowns (41), sixth in passing yards (4,762) and seventh in total offense (5,201).
• As a junior (2016), started all 13 games in his first season as a starter for the Tar Heels. Set UNC single-season records for passing yards (3,748), passing touchdowns (30) and total offense (4,056) while completing 304 of 477 passes. Had seven games with three or more passing touchdowns. Added 308 rushing yards on 93 attempts with five rushing scores. Set the multi-game school record with 30 consecutive completions over two games (last 18 vs. JMU; first 12 vs. Pitt); also set the school record for most passing yards in consecutive games with 885 (432 vs. JMU; 453 vs. Pitt).
• As a sophomore (2015), appeared in nine games and completed 40 of 47 passes for 555 yards with six touchdowns. Rushed 16 times for 101 yards with three scores. Did not thrown an interception on the year
• As a redshirt freshman (2014), appeared in 10 games and connected on 42 of 78 passes for 459 yards with four touchdowns and four interceptions. Rushed 11 times for 30 yards. Named to the 2014 All-ACC Academic Team.
• As a freshman (2013), redshirted.
• Graduated with a degree in exercise and sports science from North Carolina in the spring of 2024.

## PERSONAL:

• Attended Mentor (Ohio) High School and was named 2012 Mr. Football in the state of Ohio by the Associated Press and honorable mention Parade All-America.
• Ranked among the top 10 passers in Ohio High School history with 9,126 yards with 92 touchdowns. Rushed for 1,559 career yards and 33 touchdowns, averaging 4.1 per carry.
• Was the most prolific passer in the Greater Cleveland area, becoming the first quarterback to pass for more than 9,000 career yards and more than 4,000 yards as a senior.
• Was rated the No. 1 dual-threat quarterback by 247Sports.com and the No. 3 player in Ohio
• As a senior (2012), passed for 4,063 yards with 42 touchdowns, including 1,593 in four playoff games.
• Served as Mentor's punter in 2012 and posted a 40.8-yard gross average.
• Married to his wife Hillary and the couple has a son named Hudson and a daughter named Mila.
• Son of Dave and Jeanne Trubisky. Has two younger brothers, Manning and Mason and a sister, Mariah.
• Follow Trubisky on Instagram and X at @mtrubisky10.
• Born Mitchell David Trubisky on Aug. 20, 1994 in Mentor, Ohio.

### REGULAR SEASON COMPARISON: PASSING - CINCINNATI BENGALS

| DATE | OPP | W/L | GP/GS | C | ATT | YDS. | AVG. | TD | LG | INT | SK | SKYD | RTG |
|---|---|---|---|---|---|---|---|---|---|---|---|---|---|
| 12/10/17 | CHI @ CIN | W | S | 25 | 32 | 271 | 8.5 | 1 | 36 | 0 | 2 | 21 | 112.4 |
| TOTALS | | 1/0 | 1/1 | 21 | 38 | 194 | 5.1 | 1 | 32 | 0 | 1 | 2 | -- |

### REGULAR SEASON COMPARISON: RUSHING - CINCINNATI BENGALS

| DATE | OPP | W/L | GP/GS | CAR | YDS. | AVG. | TD | LG |
|---|---|---|---|---|---|---|---|---|
| 12/10/17 | CHI @ CIN | W | S | 2 | 5 | 2.5 | 1 | 4t |
| TOTALS | | 1/0 | 1/1 | 3 | 9 | 3.0 | 0 | 6 |

### MITCHELL TRUBISKY'S NFL REGULAR SEASON PASSING/RUSHING STATISTICS

| | | | | PASSING | | | | | | | | | | | RUSHING | | | | |
|---|---|---|---|---|---|---|---|---|---|---|---|---|---|---|---|---|---|---|---|
| DATE | TEAM | GP | GS | ATT. | CMP. | PCT. | YDS | AVG. | TD | INT. | LG | SK | LST | RATE | NO. | YDS. | AVG. | LG | TD |
| 2017 | Bears | 12 | 12 | 330 | 196 | 59.4 | 2,193 | 6.6 | 7 | 7 | 70 | 31 | 196 | 77.5 | 41 | 248 | 6.0 | 46 | 2 |
| 2018 | Bears | 14 | 14 | 434 | 289 | 66.6 | 3,223 | 7.4 | 24 | 12 | 70t | 24 | 143 | 95.4 | 68 | 421 | 6.2 | 39 | 3 |
| 2019 | Bears | 15 | 15 | 516 | 326 | 63.2 | 3,138 | 6.1 | 17 | 10 | 53 | 38 | 234 | 83.0 | 48 | 193 | 4.0 | 23t | 2 |
| 2020 | Bears | 10 | 9 | 297 | 199 | 67.0 | 2,055 | 6.9 | 16 | 8 | 53 | 18 | 125 | 93.5 | 33 | 195 | 5.9 | 45 | 1 |
| 2021 | Bills | 6 | 0 | 8 | 6 | 75.0 | 43 | 5.4 | 0 | 1 | 15 | 0 | 0 | 47.4 | 13 | 24 | 1.8 | 22 | 1 |
| 2022 | Steelers | 7 | 5 | 180 | 117 | 65.0 | 1,252 | 7.0 | 4 | 5 | 45 | 11 | 68 | 81.1 | 19 | 38 | 2.0 | 9 | 2 |
| 2023 | Steelers | 5 | 2 | 107 | 67 | 62.6 | 632 | 5.9 | 4 | 5 | 26 | 7 | 42 | 71.9 | 16 | 54 | 3.4 | 15 | 2 |
| 2024 | Bills | 9 | 0 | 26 | 19 | 73.1 | 179 | 6.9 | 2 | 0 | 69t | 0 | 0 | 117.3 | 17 | 1 | 0.1 | 8 | 0 |
| 2025 | Bills | 4 | 0 | 35 | 25 | 71.4 | 313 | 8.9 | 4 | 0 | 37 | 0 | 0 | 137.0 | 9 | 6 | 0.7 | 9 | 0 |
| 2026 | Titans | 0 | 0 | 0 | 0 | 0.0 | 0 | 0.0 | 0 | 0 | 0 | 0 | 0 | 0.0 | 0 | 0 | 0.0 | 0 | 0 |
| TOTALS | | 82 | 57 | 1,933 | 1,244 | 64.4 | 13,028 | 6.7 | 78 | 48 | 70T | 129 | 808 | 86.9 | 264 | 1,180 | 4.5 | 46 | 13 |

## MITCHELL TRUBISKY'S NFL POSTSEASON PASSING/RUSHING STATISTICS

| | | | | PASSING | | | | | | | | | | | RUSHING | | | | |
|---|---|---|---|---|---|---|---|---|---|---|---|---|---|---|---|---|---|---|---|
| DATE | TEAM | GP | GS | ATT. | CMP. | PCT. | YDS | AVG. | TD | INT. | LG | SK | LST | RATE | NO. | YDS. | AVG. | LG | TD |
| 2018 | Bears | 1 | 1 | 43 | 26 | 60.5 | 303 | 7.0 | 1 | 0 | 45 | 2 | 12 | 89.6 | 3 | 9 | 3.0 | 6 | 0 |
| 2020 | Bears | 1 | 1 | 29 | 19 | 65.5 | 199 | 6.9 | 1 | 0 | 28 | 1 | 8 | 96.8 | 3 | 10 | 3.3 | 7 | 0 |
| 2021 | Bills | 1 | 0 | 0 | 0 | 0.0 | 0 | 0.0 | 0 | 0 | 0 | 0 | 0 | 0.0 | 3 | -2 | -0.7 | 0 | 0 |
| 2023 | Steelers | 0 | 0 | 0 | 0 | 0.0 | 0 | 0.0 | 0 | 0 | 0 | 0 | 0 | 0.0 | 0 | 0 | 0.0 | 0 | 0 |
| 2024 | Bills | 1 | 0 | 0 | 0 | 0.0 | 0 | 0.0 | 0 | 0 | 0 | 0 | 0 | 0.0 | 3 | -3 | -1.0 | 0 | 0 |
| 2025 | Bills | 0 | 0 | 0 | 0 | 0.0 | 0 | 0.0 | 0 | 0 | 0 | 0 | 0 | 0.0 | 0 | 0 | 0.0 | 0 | 0 |
| TOTALS | | 4 | 2 | 72 | 45 | 62.5 | 502 | 7.0 | 2 | 0 | 45 | 3 | 20 | 92.5 | 12 | 14 | 1.2 | 7 | 0 |

### SINGLE-GAME HIGHS: QUARTERBACK

| | |
|---|---|
| Pass Attempts | 54 (vs. New Orleans Saints, Oct 20, 2019) |
| Pass Completions | 34 (vs. New Orleans Saints, Oct 20, 2019) |
| Yards Passing | 355 (vs. Detroit Lions, Nov 11, 2018) |
| TD Passes | 6 (vs. Tampa Bay Buccaneers, Sep 30, 2018) |
| Long Passes | 70 (2 times, last vs. New York Jets, Oct 28, 2018) |
| Completion Percentage | 86.2 (at San Francisco 49ers, Dec 23, 2018) |
| Passer Rating | 154.6 (vs. Tampa Bay Buccaneers, Sep 30, 2018) |
| Rush Attempts | 10 (2 times, last vs. Dallas Cowboys, Dec 05, 2019) |
| Rushing Yards | 81 (vs. New England Patriots, Oct 21, 2018) |
| Rushing Average | 6.3 (2 times, last vs. Dallas Cowboys, Dec 05, 2019) |
| Longest Runs | 46 (at New Orleans Saints, Oct 29, 2017) |
| Rushing TDs | 1 (13 times, last at Indianapolis Colts, Dec 16, 2023) |

### SINGLE-GAME HIGHS - POSTSEASON: QUARTERBACK

| | |
|---|---|
| Pass Attempts | 43 (vs. Philadelphia Eagles, Jan 06, 2019) |
| Pass Completions | 26 (vs. Philadelphia Eagles, Jan 06, 2019) |
| Yards Passing | 303 (vs. Philadelphia Eagles, Jan 06, 2019) |
| TD Passes | 1 (2 times, last at New Orleans Saints, Jan 10, 2021) |
| Long Passes | 45 (vs. Philadelphia Eagles, Jan 06, 2019) |
| Completion Percentage | 65.5 (at New Orleans Saints, Jan 10, 2021) |
| Passer Rating | 96.8 (at New Orleans Saints, Jan 10, 2021) |
| Rush Attempts | 3 (4 times, last vs. Denver Broncos, Jan 12, 2025) |
| Rushing Yards | 10 (at New Orleans Saints, Jan 10, 2021) |
| Longest Runs | 7 (at New Orleans Saints, Jan 10, 2021) |

### 300-YARD PASSING GAMES (7): REGULAR SEASON

| DATE | TEAM | NO. | YDS. | AVG. | LG | TD |
|---|---|---|---|---|---|---|
| 12/16/17 | at Lions | 31 | 314 | 10.1 | 22 | 1 |
| 09/30/18 | BUCCANEERS | 19 | 354 | 18.6 | 47 | 6 |
| 10/14/18 | at Dolphins | 22 | 316 | 14.4 | 54 | 3 |
| 10/21/18 | PATRIOTS | 26 | 333 | 12.8 | 54 | 2 |
| 11/11/18 | LIONS | 23 | 355 | 15.4 | 55 | 3 |
| 11/28/19 | at Lions | 29 | 338 | 11.7 | 35 | 3 |
| 12/15/19 | at Packers | 29 | 334 | 11.5 | 34 | 1 |

### 300-YARD PASSING GAMES (1): POSTSEASON

| DATE | TEAM | NO. | YDS. | AVG. | LG | TD |
|---|---|---|---|---|---|---|
| 01/06/19 | EAGLES | 26 | 303 | 11.7 | 45 | 1 |

## 2017 GAME-BY-GAME REGULAR-SEASON STATISTICS (BEARS)

| | | | PASSING | | | | | | | | | | | RUSHING | | | | | |
|---|---|---|---|---|---|---|---|---|---|---|---|---|---|---|---|---|---|---|---|
| DATE | OPPONENT | P/S | ATT | CMP | YDS | PCT | Y/A | Y/C | TD | INT | LG | SK/YD | RATE | ATT | YDS | LG | TD | W/L | SCORE |
| 09/10 | Falcons | | | | | | | | DID NOT PLAY | | | | | | | | | L | 17-23 |
| 09/17 | at Buccaneers | | | | | | | | DID NOT PLAY | | | | | | | | | L | 7-29 |
| 09/24 | Steelers | | | | | | | | DID NOT PLAY | | | | | | | | | W | 23-17+ |
| 09/28 | at Packers | | | | | | | | DID NOT PLAY | | | | | | | | | L | 14-35 |
| 10/09 | Vikings | S | 25 | 12 | 128 | 48.0 | 5.1 | 10.7 | 1 | 1 | 20t | 1/7 | 60.1 | 3 | 22 | 13 | 0 | L | 17-20 |
| 10/15 | at Ravens | S | 16 | 8 | 113 | 50.0 | 7.1 | 14.1 | 1 | 0 | 27t | 4/23 | 94.0 | 4 | 32 | 19 | 0 | W | 27-24+ |
| 10/22 | Panthers | S | 7 | 4 | 107 | 57.1 | 15.3 | 26.8 | 0 | 0 | 70 | 4/22 | 101.8 | 5 | 3 | 7 | 0 | W | 17-3 |
| 10/29 | at Saints | S | 32 | 14 | 164 | 43.8 | 5.1 | 11.7 | 0 | 1 | 45 | 2/14 | 46.9 | 3 | 53 | 46 | 0 | L | 12-20 |
| 11/12 | Packers | S | 35 | 21 | 297 | 60.0 | 8.5 | 14.1 | 1 | 0 | 46t | 5/29 | 97.0 | 0 | 0 | 0 | 0 | L | 16-23 |
| 11/19 | Lions | S | 30 | 18 | 179 | 60.0 | 6.0 | 9.9 | 1 | 0 | 22 | 1/3 | 88.1 | 6 | 53 | 19 | 0 | L | 24-27 |
| 11/26 | at Eagles | S | 33 | 17 | 147 | 51.5 | 4.5 | 8.6 | 0 | 2 | 19 | 2/13 | 38.3 | 4 | 12 | 11 | 0 | L | 3-31 |
| 12/03 | 49ers | S | 15 | 12 | 102 | 80.0 | 6.8 | 8.5 | 1 | 0 | 21 | 2/17 | 117.2 | 4 | 19 | 9 | 0 | L | 14-15 |
| 12/10 | at Bengals | S | 32 | 25 | 271 | 78.1 | 8.5 | 10.8 | 1 | 0 | 36 | 2/21 | 112.4 | 2 | 5 | 4t | 1 | W | 33-7 |
| 12/16 | at Lions | S | 46 | 31 | 314 | 67.4 | 6.8 | 10.1 | 1 | 3 | 22 | 2/8 | 66.8 | 2 | 3 | 5 | 0 | L | 10-20 |
| 12/24 | Browns | S | 23 | 14 | 193 | 60.9 | 8.4 | 13.8 | 0 | 0 | 40 | 5/32 | 87.8 | 7 | 44 | 14 | 1 | W | 20-3 |
| 12/31 | at Vikings | S | 36 | 20 | 178 | 55.6 | 4.9 | 8.9 | 0 | 0 | 30 | 1/7 | 69.0 | 1 | 2 | 2 | 0 | L | 10-23 |
| **2017 TOTALS** | | **12-12** | **330** | **196** | **2,193** | **59.4** | **6.6** | **11.2** | **7** | **7** | **70** | **31/196** | **77.5** | **41** | **248** | **46** | **2** | **5-11** | |

+ - Overtime

## 2018 GAME-BY-GAME REGULAR-SEASON STATISTICS (BEARS)

| | | | PASSING | | | | | | | | | | | RUSHING | | | | | |
|---|---|---|---|---|---|---|---|---|---|---|---|---|---|---|---|---|---|---|---|
| DATE | OPPONENT | P/S | ATT | CMP | YDS | PCT | Y/A | Y/C | TD | INT | LG | SK/YD | RATE | ATT | YDS | LG | TD | W/L | SCORE |
| 09/09 | at Packers | S | 35 | 23 | 171 | 65.7 | 4.9 | 7.4 | 0 | 0 | 33 | 4/16 | 77.2 | 7 | 32 | 9 | 1 | L | 23-24 |
| 09/17 | Seahawks | S | 34 | 25 | 200 | 73.5 | 5.9 | 8.0 | 2 | 2 | 18 | 2/15 | 83.0 | 5 | 24 | 17 | 0 | W | 24-17 |
| 09/23 | at Cardinals | S | 35 | 24 | 220 | 68.6 | 6.3 | 9.2 | 0 | 1 | 39 | 3/26 | 73.5 | 2 | 8 | 7 | 0 | W | 16-14 |
| 09/30 | Buccaneers | S | 26 | 19 | 354 | 73.1 | 13.6 | 18.6 | 6 | 0 | 47 | 1/10 | 154.6 | 3 | 53 | 26 | 0 | W | 48-10 |
| 10/14 | at Dolphins | S | 31 | 22 | 316 | 71.0 | 10.2 | 14.4 | 3 | 1 | 54 | 2/13 | 122.5 | 8 | 47 | 28 | 0 | L | 28-31+ |
| 10/21 | Patriots | S | 50 | 26 | 333 | 52.0 | 6.7 | 12.8 | 2 | 2 | 54 | 2/14 | 69.8 | 6 | 81 | 39 | 1 | L | 31-38 |
| 10/28 | Jets | S | 29 | 16 | 220 | 55.2 | 7.6 | 13.8 | 2 | 0 | 70t | 2/4 | 102.7 | 6 | 51 | 13 | 0 | W | 24-10 |
| 11/04 | at Bills | S | 20 | 12 | 135 | 60.0 | 6.8 | 11.3 | 1 | 1 | 26 | 1/9 | 76.0 | 1 | 6 | 6 | 0 | W | 41-9 |
| 11/11 | Lions | S | 30 | 23 | 355 | 76.7 | 11.8 | 15.4 | 3 | 0 | 55 | 1/7 | 148.6 | 3 | 18 | 8 | 1 | W | 34-22 |
| 11/18 | Vikings | S | 31 | 20 | 165 | 64.5 | 5.3 | 8.3 | 1 | 2 | 18t | 1/5 | 61.9 | 10 | 43 | 13 | 0 | W | 25-20 |
| 11/22 | at Lions | | | | | | | | INACTIVE | | | | | | | | | W | 23-16 |
| 12/02 | at Giants | | | | | | | | INACTIVE | | | | | | | | | L | 27-30+ |
| 12/09 | Rams | S | 30 | 16 | 110 | 53.3 | 3.7 | 6.9 | 1 | 3 | 17 | 1/10 | 33.3 | 6 | 23 | 13 | 0 | W | 15-6 |
| 12/16 | Packers | S | 28 | 20 | 235 | 71.4 | 8.4 | 11.8 | 2 | 0 | 30 | 1/3 | 120.4 | 3 | 16 | 14 | 0 | W | 24-17 |
| 12/23 | at 49ers | S | 29 | 25 | 246 | 86.2 | 8.5 | 9.8 | 1 | 0 | 43 | 3/11 | 113.5 | 5 | 3 | 3 | 0 | W | 14-9 |
| 12/30 | at Vikings | S | 26 | 18 | 163 | 69.2 | 6.3 | 9.1 | 0 | 0 | 40 | 0/0 | 85.9 | 3 | 16 | 12 | 0 | W | 24-10 |
| **2018 TOTALS** | | **14-14** | **434** | **289** | **3,223** | **66.6** | **7.4** | **11.2** | **24** | **12** | **70T** | **24/143** | **95.4** | **68** | **421** | **39** | **3** | **12-4** | |

+ - Overtime

## 2019 GAME-BY-GAME REGULAR-SEASON STATISTICS (BEARS)

| | | | PASSING | | | | | | | | | | | RUSHING | | | | | |
|---|---|---|---|---|---|---|---|---|---|---|---|---|---|---|---|---|---|---|---|
| DATE | OPPONENT | P/S | ATT | CMP | YDS | PCT | Y/A | Y/C | TD | INT | LG | SK/YD | RATE | ATT | YDS | LG | TD | W/L | SCORE |
| 09/05 | Packers | S | 45 | 26 | 228 | 57.8 | 5.1 | 8.8 | 0 | 1 | 27 | 5/20 | 62.1 | 3 | 11 | 7 | 0 | L | 3-10 |
| 09/15 | at Broncos | S | 27 | 16 | 120 | 59.3 | 4.4 | 7.5 | 0 | 0 | 25 | 0/0 | 70.0 | 1 | 8 | 8 | 0 | W | 16-14 |
| 09/23 | at Redskins | S | 31 | 25 | 231 | 80.6 | 7.5 | 9.2 | 3 | 1 | 36t | 3/23 | 116.5 | 1 | 2 | 2 | 0 | W | 31-15 |
| 09/29 | Vikings | S | 3 | 2 | 9 | 66.7 | 3.0 | 4.5 | 0 | 0 | 6 | 0/0 | 70.1 | 0 | 0 | 0 | 0 | W | 16-6 |
| 10/06 | at Raiders | | | | | | | | INACTIVE | | | | | | | | | L | 21-24 |
| 10/20 | Saints | S | 54 | 34 | 251 | 63.0 | 4.6 | 7.4 | 2 | 0 | 28 | 2/16 | 86.3 | 0 | 0 | 0 | 0 | L | 25-36 |
| 10/27 | Chargers | S | 35 | 23 | 253 | 65.7 | 7.2 | 11.0 | 0 | 1 | 35 | 4/27 | 75.1 | 4 | 10 | 11 | 0 | L | 16-17 |
| 11/03 | at Eagles | S | 21 | 10 | 125 | 47.6 | 6.0 | 12.5 | 0 | 0 | 53 | 3/23 | 66.6 | 2 | 15 | 8 | 0 | L | 14-22 |
| 11/10 | Lions | S | 23 | 16 | 173 | 69.6 | 7.5 | 10.8 | 3 | 0 | 33 | 5/28 | 131.0 | 3 | 8 | 3 | 0 | W | 20-13 |
| 11/17 | at Rams | S | 43 | 24 | 190 | 55.8 | 4.4 | 7.9 | 1 | 1 | 19 | 1/2 | 65.1 | 1 | 4 | 4 | 0 | L | 7-17 |
| 11/24 | Giants | S | 41 | 25 | 278 | 61.0 | 6.8 | 11.1 | 1 | 2 | 49 | 2/8 | 69.0 | 7 | 18 | 12 | 1 | W | 19-14 |
| 11/28 | at Lions | S | 38 | 29 | 338 | 76.3 | 8.9 | 11.7 | 3 | 1 | 35 | 1/7 | 118.1 | 4 | 4 | 2 | 0 | W | 24-20 |
| 12/05 | Cowboys | S | 31 | 23 | 244 | 74.2 | 7.9 | 10.6 | 3 | 1 | 33 | 2/13 | 115.5 | 10 | 63 | 23t | 1 | W | 31-24 |
| 12/15 | at Packers | S | 53 | 29 | 334 | 54.7 | 6.3 | 11.5 | 1 | 2 | 34 | 3/15 | 64.5 | 4 | 29 | 9 | 0 | L | 13-21 |
| 12/22 | Chiefs | S | 34 | 18 | 157 | 52.9 | 4.6 | 8.7 | 0 | 0 | 20 | 3/24 | 65.4 | 6 | 20 | 8 | 0 | L | 3-26 |
| 12/29 | at Vikings | S | 37 | 26 | 207 | 70.3 | 5.6 | 8.0 | 0 | 0 | 32 | 4/28 | 84.0 | 2 | 1 | 1 | 0 | W | 21-19 |
| **2019 TOTALS** | | **15-15** | **516** | **326** | **3,138** | **63.2** | **6.1** | **9.6** | **17** | **10** | **53** | **38/234** | **83.0** | **48** | **193** | **23T** | **2** | **8-8** | |

## 2020 GAME-BY-GAME REGULAR-SEASON STATISTICS (BEARS)

| | | | PASSING | | | | | | | | | | | RUSHING | | | | | |
|---|---|---|---|---|---|---|---|---|---|---|---|---|---|---|---|---|---|---|---|
| DATE | OPPONENT | P/S | ATT | CMP | YDS | PCT | Y/A | Y/C | TD | INT | LG | SK/YD | RATE | ATT | YDS | LG | TD | W/L | SCORE |
| 09/13 | at Lions | S | 36 | 20 | 242 | 55.6 | 6.7 | 12.1 | 3 | 0 | 27t | 1/28 | 104.2 | 3 | 26 | 20 | 0 | W | 27-23 |
| 09/20 | Giants | S | 28 | 18 | 190 | 64.3 | 6.8 | 10.6 | 2 | 2 | 28t | 4/21 | 78.0 | 4 | 16 | 12 | 0 | W | 17-13 |
| 09/27 | at Falcons | S | 22 | 13 | 128 | 59.1 | 5.8 | 9.8 | 1 | 1 | 19 | 2/9 | 71.8 | 1 | 45 | 45 | 0 | W | 30-26 |
| 10/04 | Colts | | | | | | | | DID NOT PLAY | | | | | | | | | L | 11-19 |
| 10/08 | Buccaneers | | | | | | | | DID NOT PLAY | | | | | | | | | W | 20-19 |
| 10/18 | at Panthers | | | | | | | | DID NOT PLAY | | | | | | | | | W | 23-16 |
| 10/26 | at Rams | | | | | | | | DID NOT PLAY | | | | | | | | | L | 10-24 |
| 11/01 | Saints | P | 0 | 0 | 0 | 0.0 | 0.0 | 0.0 | 0 | 0 | 0 | 0/0 | 0.0 | 1 | 3 | 3 | 0 | L | 23-26+ |
| 11/08 | at Titans | | | | | | | | INACTIVE | | | | | | | | | L | 17-24 |
| 11/16 | Vikings | | | | | | | | INACTIVE | | | | | | | | | L | 13-19 |
| 11/29 | at Packers | S | 46 | 26 | 242 | 56.5 | 5.3 | 9.3 | 3 | 2 | 20 | 3/13 | 74.7 | 3 | 10 | 11 | 0 | L | 25-41 |
| 12/06 | Lions | S | 34 | 26 | 267 | 76.5 | 7.9 | 10.3 | 1 | 0 | 21 | 2/18 | 108.3 | 3 | 6 | 3 | 0 | L | 30-34 |
| 12/13 | Texans | S | 33 | 24 | 267 | 72.7 | 8.1 | 11.1 | 3 | 0 | 35 | 3/26 | 126.7 | 4 | 23 | 9 | 0 | W | 36-7 |
| 12/20 | at Vikings | S | 21 | 15 | 202 | 71.4 | 9.6 | 13.5 | 1 | 1 | 35 | 1/4 | 97.7 | 8 | 34 | 8 | 0 | W | 33-27 |
| 12/27 | at Jaguars | S | 35 | 24 | 265 | 68.6 | 7.6 | 11.0 | 2 | 1 | 30 | 1/2 | 97.9 | 2 | 10 | 6t | 1 | W | 41-17 |
| 01/03 | Packers | S | 42 | 33 | 252 | 78.6 | 6.0 | 7.6 | 0 | 1 | 53 | 1/4 | 81.7 | 4 | 22 | 13 | 0 | L | 16-35 |
| **2020 TOTALS** | | **10-9** | **297** | **199** | **2,055** | **67.0** | **6.9** | **10.3** | **16** | **8** | **53** | **18/125** | **93.5** | **33** | **195** | **45** | **1** | **8-8** | |

+ - Overtime

## 2021 GAME-BY-GAME REGULAR-SEASON STATISTICS (BILLS)

| | | | PASSING | | | | | | | | | | | RUSHING | | | | | |
|---|---|---|---|---|---|---|---|---|---|---|---|---|---|---|---|---|---|---|---|
| DATE | OPPONENT | P/S | ATT | CMP | YDS | PCT | Y/A | Y/C | TD | INT | LG | SK/YD | RATE | ATT | YDS | LG | TD | W/L | SCORE |
| 09/12 | Steelers | | DID NOT PLAY | | | | | | | | | | | | | | | L | 16-23 |
| 09/19 | at Dolphins | P | 0 | 0 | 0 | 0.0 | 0.0 | 0.0 | 0 | 0 | 0 | 0/0 | 0.0 | 2 | -2 | -1 | 0 | W | 35-0 |
| 09/26 | Football Team | P | 1 | 1 | 1 | 100.0 | 1.0 | 1.0 | 0 | 0 | 1 | 0/0 | 79.2 | 4 | 19 | 22 | 0 | W | 43-21 |
| 10/03 | Texans | P | 1 | 1 | 8 | 100.0 | 8.0 | 8.0 | 0 | 0 | 8 | 0/0 | 100.0 | 4 | 10 | 8 | 1 | W | 40-0 |
| 10/10 | at Chiefs | | DID NOT PLAY | | | | | | | | | | | | | | | W | 38-20 |
| 10/18 | at Titans | | DID NOT PLAY | | | | | | | | | | | | | | | L | 31-34 |
| 10/31 | Dolphins | | DID NOT PLAY | | | | | | | | | | | | | | | W | 26-11 |
| 11/07 | at Jaguars | | RESERVE/COVID-19 | | | | | | | | | | | | | | | L | 6-9 |
| 11/14 | at Jets | | RESERVE/COVID-19 | | | | | | | | | | | | | | | W | 45-17 |
| 11/21 | Colts | P | 5 | 3 | 19 | 60.0 | 3.8 | 6.3 | 0 | 1 | 8 | 0/0 | 28.3 | 0 | 0 | 0 | 0 | L | 15-41 |
| 11/25 | at Saints | P | 0 | 0 | 0 | 0.0 | 0.0 | 0.0 | 0 | 0 | 0 | 0/0 | 0.0 | 0 | 0 | 0 | 0 | W | 31-6 |
| 12/06 | Patriots | | DID NOT PLAY | | | | | | | | | | | | | | | L | 10-14 |
| 12/12 | at Buccaneers | | DID NOT PLAY | | | | | | | | | | | | | | | L | 27-33+ |
| 12/19 | Panthers | | DID NOT PLAY | | | | | | | | | | | | | | | W | 31-14 |
| 12/26 | at Patriots | | DID NOT PLAY | | | | | | | | | | | | | | | W | 33-21 |
| 01/02 | Falcons | | DID NOT PLAY | | | | | | | | | | | | | | | W | 29-15 |
| 01/09 | Jets | P | 1 | 1 | 15 | 100.0 | 15.0 | 15.0 | 0 | 0 | 15 | 0/0 | 118.8 | 3 | -3 | -1 | 0 | W | 27-10 |
| **2021 TOTALS** | | **6-0** | **8** | **6** | **43** | **75.0** | **5.4** | **7.2** | **0** | **1** | **15** | **0/0** | **47.4** | **13** | **24** | **22** | **1** | **11-6** | |

+ - Overtime

## 2022 GAME-BY-GAME REGULAR-SEASON STATISTICS (STEELERS)

| | | | PASSING | | | | | | | | | | | RUSHING | | | | | |
|---|---|---|---|---|---|---|---|---|---|---|---|---|---|---|---|---|---|---|---|
| DATE | OPPONENT | P/S | ATT | CMP | YDS | PCT | Y/A | Y/C | TD | INT | LG | SK/YD | RATE | ATT | YDS | LG | TD | W/L | SCORE |
| 09/11 | at Bengals | S | 38 | 21 | 194 | 55.3 | 5.1 | 9.2 | 1 | 0 | 32 | 1/2 | 78.2 | 3 | 9 | 6 | 0 | W | 23-20+ |
| 09/18 | Patriots | S | 33 | 21 | 168 | 63.6 | 5.1 | 8.0 | 1 | 1 | 23 | 3/16 | 73.8 | 1 | 7 | 7 | 0 | L | 14-17 |
| 09/22 | at Browns | S | 32 | 20 | 207 | 62.5 | 6.5 | 10.4 | 0 | 0 | 36 | 1/3 | 81.1 | 2 | 7 | 6 | 1 | L | 17-29 |
| 10/02 | Jets | S | 13 | 7 | 84 | 53.8 | 6.5 | 12.0 | 0 | 1 | 26 | 3/26 | 41.8 | 1 | 1 | 1 | 0 | L | 20-24 |
| 10/09 | at Bills | | DID NOT PLAY | | | | | | | | | | | | | | | L | 3-38 |
| 10/16 | Buccaneers | P | 12 | 9 | 144 | 75.0 | 12.0 | 16.0 | 1 | 0 | 45 | 1/6 | 142.4 | 6 | 5 | 9 | 0 | W | 20-18 |
| 10/23 | at Dolphins | | DID NOT PLAY | | | | | | | | | | | | | | | L | 10-16 |
| 10/30 | at Eagles | | DID NOT PLAY | | | | | | | | | | | | | | | L | 13-35 |
| 11/13 | Saints | | DID NOT PLAY | | | | | | | | | | | | | | | W | 20-10 |
| 11/20 | Bengals | | DID NOT PLAY | | | | | | | | | | | | | | | L | 30-37 |
| 11/28 | at Colts | | DID NOT PLAY | | | | | | | | | | | | | | | W | 24-17 |
| 12/04 | at Falcons | | DID NOT PLAY | | | | | | | | | | | | | | | W | 19-16 |
| 12/11 | Ravens | P | 30 | 22 | 276 | 73.3 | 9.2 | 12.5 | 1 | 3 | 42 | 1/5 | 73.1 | 0 | 0 | 0 | 0 | L | 14-16 |
| 12/18 | at Panthers | S | 22 | 17 | 179 | 77.3 | 8.1 | 10.5 | 0 | 0 | 38 | 1/10 | 100.4 | 6 | 9 | 4 | 1 | W | 24-16 |
| 12/24 | Raiders | | DID NOT PLAY | | | | | | | | | | | | | | | W | 13-10 |
| 01/01 | at Ravens | | DID NOT PLAY | | | | | | | | | | | | | | | W | 16-13 |
| 01/08 | Browns | | DID NOT PLAY | | | | | | | | | | | | | | | W | 28-14 |
| **2022 TOTALS** | | **7-5** | **180** | **117** | **1,252** | **65.0** | **7.0** | **10.7** | **4** | **5** | **45** | **11/68** | **81.1** | **19** | **38** | **9** | **2** | **9-8** | |

+ - Overtime

## 2023 GAME-BY-GAME REGULAR-SEASON STATISTICS (STEELERS)

| | | | PASSING | | | | | | | | | | | RUSHING | | | | | |
|---|---|---|---|---|---|---|---|---|---|---|---|---|---|---|---|---|---|---|---|
| DATE | OPPONENT | P/S | ATT | CMP | YDS | PCT | Y/A | Y/C | TD | INT | LG | SK/YD | RATE | ATT | YDS | LG | TD | W/L | SCORE |
| 09/10 | 49ers | | | | | | | | DID NOT PLAY | | | | | | | | | L | 7-30 |
| 09/18 | Browns | | | | | | | | DID NOT PLAY | | | | | | | | | W | 26-22 |
| 09/24 | at Raiders | | | | | | | | DID NOT PLAY | | | | | | | | | W | 23-18 |
| 10/01 | at Texans | P | 5 | 3 | 18 | 60.0 | 3.6 | 6.0 | 0 | 0 | 8 | 0/0 | 67.1 | 0 | 0 | 0 | 0 | L | 6-30 |
| 10/08 | Ravens | | | | | | | | DID NOT PLAY | | | | | | | | | W | 17-10 |
| 10/22 | at Rams | | | | | | | | DID NOT PLAY | | | | | | | | | W | 24-17 |
| 10/29 | Jaguars | P | 27 | 15 | 138 | 55.6 | 5.1 | 9.2 | 1 | 2 | 22t | 2/15 | 51.2 | 3 | 18 | 8 | 0 | L | 10-20 |
| 11/02 | Titans | | | | | | | | DID NOT PLAY | | | | | | | | | W | 20-16 |
| 11/12 | Packers | | | | | | | | DID NOT PLAY | | | | | | | | | W | 23-19 |
| 11/19 | at Browns | | | | | | | | DID NOT PLAY | | | | | | | | | L | 10-13 |
| 11/26 | at Bengals | | | | | | | | DID NOT PLAY | | | | | | | | | W | 16-10 |
| 12/03 | Cardinals | P | 17 | 11 | 117 | 64.7 | 6.9 | 10.6 | 1 | 0 | 26 | 0/0 | 104.3 | 3 | 5 | 6 | 0 | L | 10-24 |
| 12/07 | Patriots | S | 35 | 22 | 190 | 62.9 | 5.4 | 8.6 | 1 | 1 | 25t | 2/8 | 74.7 | 8 | 30 | 15 | 1 | L | 18-21 |
| 12/16 | at Colts | S | 23 | 16 | 169 | 69.6 | 7.3 | 10.6 | 1 | 2 | 25 | 3/19 | 68.9 | 2 | 1 | 1t | 1 | L | 13-30 |
| 12/23 | Bengals | | | | | | | | DID NOT PLAY | | | | | | | | | W | 34-11 |
| 12/31 | at Seahawks | | | | | | | | DID NOT PLAY | | | | | | | | | W | 30-23 |
| 01/06 | at Ravens | | | | | | | | INACTIVE | | | | | | | | | W | 17-10 |
| 2023 TOTALS | | 5-2 | 107 | 67 | 632 | 62.6 | 5.9 | 9.4 | 4 | 5 | 26 | 7/42 | 71.9 | 16 | 54 | 15 | 2 | 10-7 | |

## 2024 GAME-BY-GAME REGULAR-SEASON STATISTICS (BILLS)

| | | | PASSING | | | | | | | | | | | RUSHING | | | | | |
|---|---|---|---|---|---|---|---|---|---|---|---|---|---|---|---|---|---|---|---|
| DATE | OPPONENT | P/S | ATT | CMP | YDS | PCT | Y/A | Y/C | TD | INT | LG | SK/YD | RATE | ATT | YDS | LG | TD | W/L | SCORE |
| 09/08 | Cardinals | | | | | | | | DID NOT PLAY | | | | | | | | | W | 34-28 |
| 09/12 | at Dolphins | P | 0 | 0 | 0 | 0.0 | 0.0 | 0.0 | 0 | 0 | 0 | 0/0 | 0.0 | 2 | -2 | -1 | 0 | W | 31-10 |
| 09/23 | Jaguars | P | 1 | 1 | 3 | 100.0 | 3.0 | 3.0 | 0 | 0 | 3 | 0/0 | 79.2 | 1 | -1 | -1 | 0 | W | 47-10 |
| 09/29 | at Ravens | P | 2 | 1 | 2 | 50.0 | 1.0 | 2.0 | 0 | 0 | 2 | 0/0 | 56.2 | 0 | 0 | 0 | 0 | L | 10-35 |
| 10/06 | at Texans | P | 0 | 0 | 0 | 0.0 | 0.0 | 0.0 | 0 | 0 | 0 | 0/0 | 0.0 | 0 | 0 | 0 | 0 | L | 20-23 |
| 10/14 | at Jets | | | | | | | | DID NOT PLAY | | | | | | | | | W | 23-20 |
| 10/20 | Titans | | | | | | | | DID NOT PLAY | | | | | | | | | W | 34-10 |
| 10/27 | at Seahawks | P | 0 | 0 | 0 | 0.0 | 0.0 | 0.0 | 0 | 0 | 0 | 0/0 | 0.0 | 3 | -3 | -1 | 0 | W | 31-10 |
| 11/03 | Dolphins | | | | | | | | DID NOT PLAY | | | | | | | | | W | 30-27 |
| 11/10 | at Colts | P | 0 | 0 | 0 | 0.0 | 0.0 | 0.0 | 0 | 0 | 0 | 0/0 | 0.0 | 1 | -1 | -1 | 0 | W | 30-20 |
| 11/17 | Chiefs | | | | | | | | DID NOT PLAY | | | | | | | | | W | 30-21 |
| 12/01 | 49ers | P | 1 | 1 | 4 | 100.0 | 4.0 | 4.0 | 0 | 0 | 4 | 0/0 | 83.3 | 4 | -3 | 0 | 0 | W | 35-10 |
| 12/08 | at Rams | | | | | | | | DID NOT PLAY | | | | | | | | | L | 42-44 |
| 12/15 | at Lions | | | | | | | | DID NOT PLAY | | | | | | | | | W | 48-42 |
| 12/22 | Patriots | | | | | | | | DID NOT PLAY | | | | | | | | | W | 24-21 |
| 12/29 | Jets | P | 1 | 1 | 69 | 100.0 | 69.0 | 69.0 | 1 | 0 | 69t | 0/0 | 158.3 | 2 | -1 | 0 | 0 | W | 40-14 |
| 01/05 | at Patriots | P | 21 | 15 | 101 | 71.4 | 4.8 | 6.7 | 1 | 0 | 20 | 0/0 | 97.5 | 4 | 12 | 8 | 0 | L | 16-23 |
| 2024 TOTALS | | 9-0 | 26 | 19 | 179 | 73.1 | 6.9 | 9.4 | 2 | 0 | 69T | 0/0 | 117.3 | 17 | 1 | 8 | 0 | 13-4 | |

## 2025 GAME-BY-GAME REGULAR-SEASON STATISTICS (BILLS)

| | | | PASSING | | | | | | | | | | | RUSHING | | | | | |
|---|---|---|---|---|---|---|---|---|---|---|---|---|---|---|---|---|---|---|---|
| DATE | OPPONENT | P/S | ATT | CMP | YDS | PCT | Y/A | Y/C | TD | INT | LG | SK/YD | RATE | ATT | YDS | LG | TD | W/L | SCORE |
| 09/07 | Ravens | | | | | | | | DID NOT PLAY | | | | | | | | | W | 41-40 |
| 09/14 | at Jets | P | 2 | 1 | 32 | 50.0 | 16.0 | 32.0 | 0 | 0 | 32 | 0/0 | 95.8 | 3 | -3 | -1 | 0 | W | 30-10 |
| 09/18 | Dolphins | | | | | | | | DID NOT PLAY | | | | | | | | | W | 31-21 |
| 09/28 | Saints | | | | | | | | DID NOT PLAY | | | | | | | | | W | 31-19 |
| 10/05 | Patriots | | | | | | | | DID NOT PLAY | | | | | | | | | L | 20-23 |
| 10/13 | at Falcons | | | | | | | | DID NOT PLAY | | | | | | | | | L | 14-24 |
| 10/26 | at Panthers | P | 4 | 2 | 22 | 50.0 | 5.5 | 11.0 | 0 | 0 | 14 | 0/0 | 66.7 | 0 | 0 | 0 | 0 | W | 40-9 |
| 11/02 | Chiefs | | | | | | | | DID NOT PLAY | | | | | | | | | W | 28-21 |
| 11/09 | at Dolphins | P | 0 | 0 | 0 | 0.0 | 0.0 | 0.0 | 0 | 0 | 0 | 0/0 | 0.0 | 1 | 4 | 4 | 0 | L | 13-30 |
| 11/16 | Buccaneers | | | | | | | | DID NOT PLAY | | | | | | | | | W | 44-32 |
| 11/20 | at Texans | | | | | | | | DID NOT PLAY | | | | | | | | | L | 19-23 |
| 11/30 | at Steelers | | | | | | | | DID NOT PLAY | | | | | | | | | W | 26-7 |
| 12/07 | Bengals | | | | | | | | DID NOT PLAY | | | | | | | | | W | 39-34 |
| 12/14 | at Patriots | | | | | | | | DID NOT PLAY | | | | | | | | | W | 35-31 |
| 12/21 | at Browns | | | | | | | | DID NOT PLAY | | | | | | | | | W | 23-20 |
| 12/28 | Eagles | | | | | | | | DID NOT PLAY | | | | | | | | | L | 12-13 |
| 01/04 | Jets | P | 29 | 22 | 259 | 75.9 | 8.9 | 11.8 | 4 | 0 | 37 | 0/0 | 142.1 | 5 | 5 | 9 | 0 | W | 35-8 |
| 2025 TOTALS | | 4-0 | 35 | 25 | 313 | 71.4 | 8.9 | 12.5 | 4 | 0 | 37 | 0/0 | 137.0 | 9 | 6 | 9 | 0 | 12-5 | |

## 2026 GAME-BY-GAME REGULAR-SEASON STATISTICS (TITANS)

| | | | PASSING | | | | | | | | | | | RUSHING | | | | | |
|---|---|---|---|---|---|---|---|---|---|---|---|---|---|---|---|---|---|---|---|
| DATE | OPPONENT | P/S | ATT | CMP | YDS | PCT | Y/A | Y/C | TD | INT | LG | SK/YD | RATE | ATT | YDS | LG | TD | W/L | SCORE |
| 09/13 | Jets | | | | | | | | DID NOT PLAY | | | | | | | | | L | 10-23 |
| 09/20 | Eagles | | | | | | | | DID NOT PLAY | | | | | | | | | L | 20-24 |
| 09/27 | at Giants | | | | | | | | DID NOT PLAY | | | | | | | | | L | 7-12 |
| 10/04 | at Ravens | | | | | | | | DID NOT PLAY | | | | | | | | | L | 18-24 |
| 10/11 | Texans | | | | | | | | DID NOT PLAY | | | | | | | | | L | 3-26 |
| 10/18 | at Colts | | | | | | | | DID NOT PLAY | | | | | | | | | W | 26-20 |
| 10/25 | Browns | | | | | | | | DID NOT PLAY | | | | | | | | | L | 24-27 |
| 2026 TOTALS | | 0-0 | 0 | 0 | 0 | 0.0 | 0.0 | 0.0 | 0 | 0 | 0 | 0/0 | 0.0 | 0 | 0 | 0 | 0 | 1-6 | |

## 2018 GAME-BY-GAME POSTSEASON STATISTICS (BEARS)

| | | | PASSING | | | | | | | | | | | RUSHING | | | | | |
|---|---|---|---|---|---|---|---|---|---|---|---|---|---|---|---|---|---|---|---|
| DATE | OPPONENT | P/S | ATT | CMP | YDS | PCT | Y/A | Y/C | TD | INT | LG | SK/YD | RATE | ATT | YDS | LG | TD | W/L | SCORE |
| 01/06 | Eagles | S | 43 | 26 | 303 | 60.5 | 7.0 | 11.7 | 1 | 0 | 45 | 2/12 | 89.6 | 3 | 9 | 6 | 0 | L | 15-16 |
| 2018 TOTALS | | 1-1 | 43 | 26 | 303 | 60.5 | 7.0 | 11.7 | 1 | 0 | 45 | 2/12 | 89.6 | 3 | 9 | 6 | 0 | 0-1 | |

## 2020 GAME-BY-GAME POSTSEASON STATISTICS (BEARS)

| | | | PASSING | | | | | | | | | | | RUSHING | | | | | |
|---|---|---|---|---|---|---|---|---|---|---|---|---|---|---|---|---|---|---|---|
| DATE | OPPONENT | P/S | ATT | CMP | YDS | PCT | Y/A | Y/C | TD | INT | LG | SK/YD | RATE | ATT | YDS | LG | TD | W/L | SCORE |
| 01/10 | at Saints | S | 29 | 19 | 199 | 65.5 | 6.9 | 10.5 | 1 | 0 | 28 | 1/8 | 96.8 | 3 | 10 | 7 | 0 | L | 9-21 |
| 2020 TOTALS | | 1-1 | 29 | 19 | 199 | 65.5 | 6.9 | 10.5 | 1 | 0 | 28 | 1/8 | 96.8 | 3 | 10 | 7 | 0 | 0-1 | |

## 2021 GAME-BY-GAME POSTSEASON STATISTICS (BILLS)

| | | | PASSING | | | | | | | | | | | RUSHING | | | | | |
|---|---|---|---|---|---|---|---|---|---|---|---|---|---|---|---|---|---|---|---|
| DATE | OPPONENT | P/S | ATT | CMP | YDS | PCT | Y/A | Y/C | TD | INT | LG | SK/YD | RATE | ATT | YDS | LG | TD | W/L | SCORE |
| 01/15 | Patriots | P | 0 | 0 | 0 | 0.0 | 0.0 | 0.0 | 0 | 0 | 0 | 0/0 | 0.0 | 3 | -2 | 0 | 0 | W | 47-17 |
| 01/23 | at Chiefs | | | | | | | | DID NOT PLAY | | | | | | | | | L | 36-42+ |
| 2021 TOTALS | | 1-0 | 0 | 0 | 0 | 0.0 | 0.0 | 0.0 | 0 | 0 | 0 | 0/0 | 0.0 | 3 | -2 | 0 | 0 | 1-1 | |

+ - Overtime

## 2023 GAME-BY-GAME POSTSEASON STATISTICS (STEELERS)

| | | | PASSING | | | | | | | | | | | RUSHING | | | | | |
|---|---|---|---|---|---|---|---|---|---|---|---|---|---|---|---|---|---|---|---|
| DATE | OPPONENT | P/S | ATT | CMP | YDS | PCT | Y/A | Y/C | TD | INT | LG | SK/YD | RATE | ATT | YDS | LG | TD | W/L | SCORE |
| 01/15 | at Bills | | | | | | | | INACTIVE | | | | | | | | | L | 17-31 |
| 2023 TOTALS | | 0-0 | 0 | 0 | 0 | 0.0 | 0.0 | 0.0 | 0 | 0 | 0 | 0/0 | 0.0 | 0 | 0 | 0 | 0 | 0-1 | |

## 2024 GAME-BY-GAME POSTSEASON STATISTICS (BILLS)

| | | | PASSING | | | | | | | | | | | RUSHING | | | | | |
|---|---|---|---|---|---|---|---|---|---|---|---|---|---|---|---|---|---|---|---|
| DATE | OPPONENT | P/S | ATT | CMP | YDS | PCT | Y/A | Y/C | TD | INT | LG | SK/YD | RATE | ATT | YDS | LG | TD | W/L | SCORE |
| 01/12 | Broncos | P | 0 | 0 | 0 | 0.0 | 0.0 | 0.0 | 0 | 0 | 0 | 0/0 | 0.0 | 3 | -3 | -1 | 0 | W | 31-7 |
| 01/19 | Ravens | | DID NOT PLAY | | | | | | | | | | | | | | | W | 27-25 |
| 01/26 | at Chiefs | | DID NOT PLAY | | | | | | | | | | | | | | | L | 29-32 |
| 2024 TOTALS | | 1-0 | 0 | 0 | 0 | 0.0 | 0.0 | 0.0 | 0 | 0 | 0 | 0/0 | 0.0 | 3 | -3 | -1 | 0 | 2-1 | |

## 2025 GAME-BY-GAME POSTSEASON STATISTICS (BILLS)

| | | | PASSING | | | | | | | | | | | RUSHING | | | | | |
|---|---|---|---|---|---|---|---|---|---|---|---|---|---|---|---|---|---|---|---|
| DATE | OPPONENT | P/S | ATT | CMP | YDS | PCT | Y/A | Y/C | TD | INT | LG | SK/YD | RATE | ATT | YDS | LG | TD | W/L | SCORE |
| 01/11 | at Jaguars | | DID NOT PLAY | | | | | | | | | | | | | | | W | 27-24 |
| 01/17 | at Broncos | | DID NOT PLAY | | | | | | | | | | | | | | | L | 30-33+ |
| 2025 TOTALS | | 0-0 | 0 | 0 | 0 | 0.0 | 0.0 | 0.0 | 0 | 0 | 0 | 0/0 | 0.0 | 0 | 0 | 0 | 0 | 1-1 | |

+ - Overtime

# CAM WARD

**QUARTERBACK ★ 6'2" ★ 219 LBS**

**COLLEGE:** MIAMI (FLA.) ★ **HOMETOWN:** WEST COLUMBIA, TEXAS
**NFL EXPERIENCE (NFL/TITANS):** 2/2 ★ **ACQUIRED:** D1-'25
**GAMES PLAYED/GAMES STARTED:** 24/24(Playoffs: 0/0)

1

2025 2026

## CAREER HIGHLIGHTS

• Ward was invited to New York City as one of four Heisman Trophy finalists in 2024.
• Named winner of 2024 Davey O'Brien Award, recognizing the nation's top quarterback. Was named ACC Player of the Year and ACC Offensive Player of the Year and was a first team All-ACC honoree while being named a consensus first team All-American.
• Set Miami's single-season record for passing yards (4,313) and touchdowns (39) and completion percentage (67.2 percent 305-for-454).
• Became the all-time Division I combined touchdown leader after throwing three touchdown passes in the Pop-Tarts Bowl to surpass Case Keenum with 158 career touchdown passes.
• Ward set multiple rookie team records throughout his first season including most games started by a rookie (17), passes attempted by a rookie (540), passing yards by a rookie (3,169) and became the first rookie to throw for over 3,000 yards in team annals. His 1.3 interception percentage stands as the best single-season mark in franchise history by all qualifying quarterbacks.

**PRO:** The Titans selected Cameron Ward in the first round (first overall) of the 2025 NFL Draft. The 6-foot-2-inch, 219-pounder is a crafty playmaker who operates well under pressure, throws with accuracy and velocity and commands the offense. As a rookie in 2025, Ward was the No. 1 overall pick and started all 17 games while throwing for 3,169 yards with 15 touchdowns. A native of West Columbia, Texas, he began his college career with two seasons at Incarnate Word before transferring to Washington State where he also spent two seasons. For his graduate year, he took his talents to the University of Miami, where he set multiple program records and became a Heisman finalist while leading the Hurricanes to their first 10-win season since 2017.

## TITANS TIDBITS:

• Ward was a zero-star recruit coming out of high school. The only Division I program to offer Ward a scholarship was Incarnate Word where he spent his first two college seasons. As a sophomore, he led the program to its first 10-win season and playoff run. He led the FCS in passing touchdowns in both of his first two seasons.
• Ward became the franchise's third player to be drafted with the first overall pick. In 1973, the Oilers selected defensive end John Matuszak with the top pick, and in 1978, they traded up to select running back Earl Campbell with the first selection.
• Ward is the third Miami product to be taken by the franchise in the first round joining Kenny Holmes (1997 - 18th overall) and Alonzo Highsmith (197 - 3rd overall). He is also the third Hurricane ever taken with the first overall pick joining Russell Maryland (1991- Dallas) and Vinny Testaverde (1987 - Tampa Bay).
• Ward is cousins with former Titans safety and 10-year NFL veteran, Quandre Diggs, as well as Quentin Jammer, who played cornerback for 12 seasons in the NFL.
• During his rookie season, Ward participated in Netflix's Quarterback, becoming the first rookie to be featured on the show. Cameras went behind-the-scenes to capture his journey both on and off the field throughout his first campaign.

## CAREER TRANSACTIONS:

• The West Columbia, Texas, native was selected by the Titans in the first round (1st overall) of the 2025 NFL Draft.

## SEASON RECAPS:

**2026 (7/7):** Has engineered two career game-winning drives, including one in 2026 (at IND), which is defined as when the team trailed or was tied in the fourth quarter or overtime. Selected as a team captain by his teammates.
• Against N.Y. Jets (9/13), completed 19 of 32 passes for 140 yards with a touchdown. Rushed four times for 21 yards. Found Elic Ayomanor for an 11-yard touchdown pass late in the fourth quarter.
• Against Philadelphia (9/20), connected on 13 of 20 passes for 183 yards. Rushed four times for seven yards with a pair of scores. Gave the Titans an early 7-0 lead with a one-yard touchdown plunge on fourth-and-goal in the opening stanza. Evened the score at 17-17 with a one-yard touchdown run on third-and-goal late in the third quarter. Found Elic Ayomanor for a 41-yard reception during the Titans' scoring drive late in the final stanza.
• At N.Y. Giants (9/27), completed 23 of 36 passes for 181 yards with a touchdown and an interception. Cut the Giants lead to 12-7 with a four-yard touchdown strike to Wan'Dale Robinson on third-and-goal in the final stanza. On the fourth-quarter scoring drive, completed all eight pass attempts for 54 yards with the score. Prior to his interception—his first since Dec. 7, 2025 at Cleveland—he attempted 208 consecutive passes without an interception to break the franchise record, previously set by Marcus Mariota.
• At Baltimore (10/4), connected on 20 of 31 passes for 222 yards with a touchdown and an interception. Rushed four times for 27 yards. Scrambled for 22 yards during the Titans' touchdown drive in the fourth quarter. Extended the Titans' final touchdown drive with a 33-yard pass to Carnell Tate down to the Ravens' three-yard line on fourth-and-11 in the final stanza. Found Wan'Dale Robinson for a three-yard touchdown pass in the final stanza. Cut the Ravens' lead to 24-18 with a two-point conversion completion to Gunnar Helm.
• Against Houston (10/11), completed 23 of 36 passes for 170 yards with an interception.
• At Indianapolis (10/18), connected on 11 of 22 passes for 102 yards with a touchdown and an interception. Evened the score at 13-13 with an eight-yard touchdown toss to Carnell Tate in the final stanza. Extended the Titans' initial scoring drive with a 19-yard connection to Tate in the third quarter.
• Against Cleveland (10/25), completed 20 of 31 passes for 181 yards with an interception. Extended the Titans' second touchdown drive with a seven-yard toss to Michael Carter on third-and-three in the first quarter. During the Titans' game-tying touchdown drive in the fourth quarter, converted a fourth-and-eight with a 26-yard pass to Elic Ayomanor, and then found Carnell Tate for an 18-yard connection to the Browns' one-yard line on third-and-12.

**2025 (17/17):** Started all 17 games at quarterback as a rookie. Completed 323 of 540 passes for 3,169 yards with 15 touchdowns and seven interceptions for a 80.3 passer rating. Rushed 39 times for 159 yards with two rushing scores. With 3,169 passing yards in 2025, he set the record for the most passing yards in franchise history by a rookie quarterback and became the first rookie 3,000-yard passer in team annals. His 1.3 interception percentage stands as the best single-season mark in franchise history by all qualifying quarterbacks. Registered two games with at least a 100.0 passer rating (at SF, vs. KC). Led the team in rushing yards twice in 2025 (vs. HST, vs. SEA). Made his NFL debut and first career NFL start at Denver (9/7).
• At Denver (9/7), started at quarterback in his first career NFL contest and completed 12 of 28 passes for 112 yards. Joined Marcus Mariota (2015) as the only rookie quarterbacks in franchise history to start a season opener.
• Against L.A. Rams (9/14), started at quarterback and completed 19 of 33 passes for 175 yards with his first career touchdown pass. Rushed four times for eight yards with a pair of rushing first downs. Evened the score at 10-10 with his first career touchdown toss, a nine-yard strike to Ayomanor, on an across-the-field connection late in the second quarter.
• At Arizona (10/5), completed 21 of 39 passes for 265 yards in his first

career NFL victory as a starting quarterback. Engineered a 16-point fourth-quarter comeback in the win. He was 13-of-18 passing for 193 yards in the fourth quarter and was credited with his first career game-winning drive. His 193 passing yards in the final stanza is the fourth-most by a rookie since 2000. Kept the Titans' first touchdown drive alive with a 47-yard connection to Calvin Ridley on third-and-10 in the fourth quarter. Set up Joey Slye's game-winning field goal with a 38-yard strike to Ridley down the right sideline late in the fourth quarter.

• Against Houston (11/16), completed 24 of 37 passes for 194 yards with a touchdown. Led the team with 33 rushing yards on three carries. Evened the score at 13-13 with a four-yard touchdown pass to Van Jefferson with less than two minutes remaining in the contest. During a 95-yard, game-tying drive, he completed six of eight passes for 63 yards and also scrambled for 20 yards.

• Against Seattle (11/23), connected on 28 of 42 passes for 256 yards with a touchdown for a 91.0 passer rating. Rushed six times for a career-best 37 rushing yards with his first career rushing score. Four of his rushing attempts resulted in first downs. Posted his first career rushing touchdown on a six-yard jaunt late in the third stanza. Cut the Seahawks' lead to 30-24 with a one-yard touchdown toss to Chimere Dike late in the final stanza.

• At Cleveland (12/7), connected on 14 of 28 passes for 117 yards with two touchdowns and an interception. Logged his first career performance with multiple touchdown passes. Rushed twice for four yards. Gave the Titans an early 7-0 lead with a 14-yard touchdown strike to Elic Ayomanor in the opening stanza. Increased the Titans lead to 28-17 with a five-yard touchdown pass to Chimere Dike on third-and-five in the fourth quarter.

• At San Francisco (12/14), completed 18 of 29 passes for 170 yards with two touchdowns for a career-best 101.2 passer rating. Rushed once for two yards. Cut the 49ers' lead to 14-10 with a 34-yard touchdown strike to Gunnar Helm in the second quarter. Set up the Titans' second touchdown with a 43-yard bomb to Van Jefferson down to the San Francisco one-yard line in the fourth quarter. Found Jeffery Simmons in the back of the end zone on a broken play for a one-yard touchdown pass in the final stanza.

• Against Kansas City (12/21), completed 21 of 28 passes for 228 yards with two touchdowns for a career-best 122.3 passer rating. Rushed four times for nine yards with a first down. Gave the Titans a 9-3 lead with a seven-yard flip to Chig Okonkwo late in the first half. Increased the Titans' lead to 16-6 with a one-yard touchdown pass to Dike in the third stanza.

## COLLEGE:

• Ward began his career at Incarnate Word before transferring to Washington State and then ending his career at the University of Miami. In five total seasons on the field, he started in 57 games, completing 1,516 of 2,330 passes for 18,184 yards with 158 touchdowns. Totaled 399 rushes for 473 yards and 20 touchdowns. Ward finished his career with a 10-3 record at Miami, leading the Canes to their first 10-win season since 2017. Ward broke the record for Division I touchdown passes. He also set multiple program records at Incarnate Word and University of Miami. Ward was invited to New York City as a Heisman Finalist following his graduate season.

• As a graduate (2024), started all 13 games and set Miami's single-season record for passing yards (4,313), touchdowns (39) and completion percentage (67.2 percent, 305-for-454). Threw just seven interceptions. Was named a Heisman Finalist. Received the 2024 Davey O'Brien Award, recognizing the nation's top quarterback. Was named ACC Player of the Year and ACC Offensive Player of the Year and was a first team All-ACC honoree while being named a consensus first team All-American. Became the all-time Division I (FBS / FCS) combined touchdown leader with three touchdown passes in the Pop-Tarts Bowl.

• As a senior (2023), started all 12 games at Washington State and completed 324 of 486 passes for 3,732 yards and 25 touchdowns with seven interceptions. Also recorded eight rushing touchdowns. Had three 400-yard performances. Recorded multiple passing touchdowns in seven games. Named All-Pac-12 Conference Honorable Mention. Transferred to the University of Miami following the season.

• As a junior (2022), started all 13 games at Washington State and completed 320 of 497 passes for 3,231 yards and 23 touchdowns with nine interceptions. Also recorded five rushing touchdowns. Had four 300-yard games. Named All-Pac-12 Conference Honorable Mention.

• As a sophomore (2021), started all 13 games at Incarnate Word. Named Southland Conference Offensive Player of the Year, FCS All-American second team and a Walter Payton Award Finalist after leading UIW to the Southland Conference Championship, a 10-3 record and into the second round of the FCS playoffs. Recorded 384 completions on 590 attempts for 4,648 yards, 47 touchdowns and just 10 interceptions. Set program records for single game passing yards (610), single-game passing touchdowns (seven), career passing touchdowns (71) and career passing yards (6,908). Transferred to Washington State after the season.

• As a freshman (2020), started in all six games at Incarnate Word during the spring COVID season. Completed 183 of 303 passes for 2,260 yards and 24 touchdowns with four interceptions. Also recorded two rushing touchdowns. Was named the Jerry Rice award winner given to the top FCS freshman. Also named first team All-Southland.

• Graduated in December of 2023 from Washington State with a Bachelor of Arts in Humanities.

## PERSONAL:

• Played at Columbia (Texas) High School. During both his junior and senior season he threw for more than 1,000 yards.

• As a senior (2019), completed 72 of 124 passes for 1,070 yards and seven touchdowns. Also rushed for four touchdowns. Helped team become 2019 co-district champions with a 9-1 record.

• Earned first team all-district as a quarterback, honorable mention all-state football and All-Southern Brazoi County first team quarterback.

• Also named two-time all-district MVP in basketball and finished as the program's all-time leading scorer.

• Selected honorable mention all-state academically.

• Son of Calvin and Patrice Ward, who have never missed one of his games. Has two older sisters, Aaliyah and Chantel.

• His mother, Patrice, is a retired special education teacher and former head basketball coach at Columbia High. His sister, Aaliyah, who started as a point guard for her mother from 2009-12, took over as the head basketball coach in 2020.

• Ward's other sister, Chantel, set the Houston Christian records in the indoor and outdoor shot put before transferring to San Jose State. She is now an assistant track and field coach at Houston Christian.

• Follow Ward on Instagram at @camward and on X at @Cameron7Ward

• Born Cameron Anthony Ward on May 25, 2002 in West Columbia, Texas.

### CAM WARD'S NFL REGULAR SEASON PASSING/RUSHING STATISTICS

| | | | | PASSING | | | | | | | | | | | RUSHING | | | | |
|---|---|---|---|---|---|---|---|---|---|---|---|---|---|---|---|---|---|---|---|
| DATE | TEAM | GP | GS | ATT. | CMP. | PCT. | YDS | AVG. | TD | INT. | LG | SK | LST | RATE | NO. | YDS. | AVG. | LG | TD |
| 2025 | Titans | 17 | 17 | 540 | 323 | 59.8 | 3,169 | 5.9 | 15 | 7 | 47 | 55 | 410 | 80.2 | 39 | 159 | 4.1 | 20 | 2 |
| 2026 | Titans | 7 | 7 | 208 | 129 | 62.0 | 1,179 | 5.7 | 4 | 5 | 41 | 11 | 77 | 73.8 | 19 | 71 | 3.7 | 22 | 2 |
| TOTALS | | 24 | 24 | 748 | 452 | 60.4 | 4,348 | 5.8 | 19 | 12 | 47 | 66 | 487 | 78.4 | 58 | 230 | 4.0 | 22 | 4 |

## SINGLE-GAME HIGHS: QUARTERBACK

| | |
|---|---|
| **Pass Attempts** | 42 (vs. Seattle Seahawks, Nov 23, 2025) |
| **Pass Completions** | 28 (vs. Seattle Seahawks, Nov 23, 2025) |
| **Yards Passing** | 265 (at Arizona Cardinals, Oct 05, 2025) |
| **TD Passes** | 2 (4 times, last vs. New Orleans Saints, Dec 28, 2025) |
| **Long Passes** | 47 (at Arizona Cardinals, Oct 05, 2025) |
| **Completion Percentage** | 75.0 (vs. Kansas City Chiefs, Dec 21, 2025) |
| **Passer Rating** | 122.3 (vs. Kansas City Chiefs, Dec 21, 2025) |
| **Rush Attempts** | 6 (vs. Seattle Seahawks, Nov 23, 2025) |
| **Rushing Yards** | 37 (vs. Seattle Seahawks, Nov 23, 2025) |
| **Longest Runs** | 22 (at Baltimore Ravens, Oct 04, 2026) |
| **Rushing TDs** | 2 (vs. Philadelphia Eagles, Sep 20, 2026) |

## 2025 GAME-BY-GAME REGULAR-SEASON STATISTICS (TITANS)

| | | | PASSING | | | | | | | | | | | RUSHING | | | | | |
|---|---|---|---|---|---|---|---|---|---|---|---|---|---|---|---|---|---|---|---|
| DATE | OPPONENT | P/S | ATT | CMP | YDS | PCT | Y/A | Y/C | TD | INT | LG | SK/YD | RATE | ATT | YDS | LG | TD | W/L | SCORE |
| 09/07 | at Broncos | S | 28 | 12 | 112 | 42.9 | 4.0 | 9.3 | 0 | 0 | 29 | 6/50 | 54.5 | 0 | 0 | 0 | 0 | L | 12-20 |
| 09/14 | Rams | S | 33 | 19 | 175 | 57.6 | 5.3 | 9.2 | 1 | 0 | 26 | 5/32 | 82.3 | 4 | 8 | 3 | 0 | L | 19-33 |
| 09/21 | Colts | S | 38 | 23 | 219 | 60.5 | 5.8 | 9.5 | 1 | 1 | 27 | 4/23 | 74.3 | 3 | 12 | 7 | 0 | L | 20-41 |
| 09/28 | at Texans | S | 26 | 10 | 108 | 38.5 | 4.2 | 10.8 | 0 | 1 | 33 | 2/15 | 35.4 | 2 | 22 | 12 | 0 | L | 0-26 |
| 10/05 | at Cardinals | S | 39 | 21 | 265 | 53.8 | 6.8 | 12.6 | 0 | 1 | 47 | 2/16 | 64.6 | 5 | -6 | 2 | 0 | W | 22-21 |
| 10/12 | at Raiders | S | 38 | 26 | 222 | 68.4 | 5.8 | 8.5 | 1 | 1 | 23 | 6/62 | 81.2 | 0 | 0 | 0 | 0 | L | 10-20 |
| 10/19 | Patriots | S | 34 | 25 | 255 | 73.5 | 7.5 | 10.2 | 1 | 1 | 38t | 5/39 | 92.2 | 0 | 0 | 0 | 0 | L | 13-31 |
| 10/26 | at Colts | S | 38 | 22 | 259 | 57.9 | 6.8 | 11.8 | 1 | 1 | 26 | 4/31 | 76.5 | 2 | 4 | 7 | 0 | L | 14-38 |
| 11/02 | Chargers | S | 21 | 12 | 145 | 57.1 | 6.9 | 12.1 | 0 | 0 | 29 | 4/27 | 78.5 | 2 | 6 | 6 | 0 | L | 20-27 |
| 11/16 | Texans | S | 37 | 24 | 194 | 64.9 | 5.2 | 8.1 | 1 | 0 | 39 | 3/23 | 87.0 | 3 | 33 | 20 | 0 | L | 13-16 |
| 11/23 | Seahawks | S | 42 | 28 | 256 | 66.7 | 6.1 | 9.1 | 1 | 0 | 26 | 4/24 | 91.0 | 6 | 37 | 14 | 1 | L | 24-30 |
| 11/30 | Jaguars | S | 38 | 24 | 141 | 63.2 | 3.7 | 5.9 | 0 | 0 | 16 | 3/20 | 70.2 | 1 | 7 | 7 | 0 | L | 3-25 |
| 12/07 | at Browns | S | 28 | 14 | 117 | 50.0 | 4.2 | 8.4 | 2 | 1 | 24 | 1/9 | 70.1 | 2 | 4 | 2 | 0 | W | 31-29 |
| 12/14 | at 49ers | S | 29 | 18 | 170 | 62.1 | 5.9 | 9.4 | 2 | 0 | 43 | 0/0 | 101.2 | 1 | 2 | 2 | 0 | L | 24-37 |
| 12/21 | Chiefs | S | 28 | 21 | 228 | 75.0 | 8.1 | 10.9 | 2 | 0 | 34 | 2/16 | 122.3 | 4 | 9 | 11 | 0 | W | 26-9 |
| 12/28 | Saints | S | 40 | 21 | 251 | 52.5 | 6.3 | 12.0 | 2 | 0 | 43t | 4/23 | 88.6 | 2 | 10 | 5 | 0 | L | 26-34 |
| 01/04 | at Jaguars | S | 3 | 3 | 52 | 100.0 | 17.3 | 17.3 | 0 | 0 | 39 | 0/0 | 118.8 | 2 | 11 | 7t | 1 | L | 7-41 |
| **2025 TOTALS** | | **17-17** | **540** | **323** | **3,169** | **59.8** | **5.9** | **9.8** | **15** | **7** | **47** | **55/410** | **80.2** | **39** | **159** | **20** | **2** | **3-14** | |

## 2026 GAME-BY-GAME REGULAR-SEASON STATISTICS (TITANS)

| | | | PASSING | | | | | | | | | | | RUSHING | | | | | |
|---|---|---|---|---|---|---|---|---|---|---|---|---|---|---|---|---|---|---|---|
| DATE | OPPONENT | P/S | ATT | CMP | YDS | PCT | Y/A | Y/C | TD | INT | LG | SK/YD | RATE | ATT | YDS | LG | TD | W/L | SCORE |
| 09/13 | Jets | S | 32 | 19 | 140 | 59.4 | 4.4 | 7.4 | 1 | 0 | 14 | 3/13 | 80.2 | 4 | 21 | 7 | 0 | L | 10-23 |
| 09/20 | Eagles | S | 20 | 13 | 183 | 65.0 | 9.2 | 14.1 | 0 | 0 | 41 | 2/14 | 94.4 | 4 | 7 | 4 | 2 | L | 20-24 |
| 09/27 | at Giants | S | 36 | 23 | 181 | 63.9 | 5.0 | 7.9 | 1 | 1 | 20 | 0/0 | 74.0 | 1 | 2 | 2 | 0 | L | 7-12 |
| 10/04 | at Ravens | S | 31 | 20 | 222 | 64.5 | 7.2 | 11.1 | 1 | 1 | 33 | 1/10 | 83.0 | 4 | 27 | 22 | 0 | L | 18-24 |
| 10/11 | Texans | S | 36 | 23 | 170 | 63.9 | 4.7 | 7.4 | 0 | 1 | 23 | 4/40 | 63.4 | 1 | 2 | 2 | 0 | L | 3-26 |
| 10/18 | at Colts | S | 22 | 11 | 102 | 50.0 | 4.6 | 9.3 | 1 | 1 | 19 | 0/0 | 59.3 | 3 | 7 | 5 | 0 | W | 26-20 |
| 10/25 | Browns | S | 31 | 20 | 181 | 64.5 | 5.8 | 9.1 | 0 | 1 | 26 | 1/0 | 66.7 | 2 | 5 | 5 | 0 | L | 24-27 |
| **2026 TOTALS** | | **7-7** | **208** | **129** | **1,179** | **62.0** | **5.7** | **9.1** | **4** | **5** | **41** | **11/77** | **73.8** | **19** | **71** | **22** | **2** | **1-6** | |

# JOSHUA WILLIAMS

**CORNERBACK ★ 6'3" ★ 201 LBS**

**COLLEGE:** FAYETTEVILLE STATE ★ **HOMETOWN:** FAYETTEVILLE, N.C.
**NFL EXPERIENCE (NFL/TITANS):** 5/1 ★ **ACQUIRED:** UFA (KC)-'26
**GAMES PLAYED/GAMES STARTED:** 67/14(Playoffs: 10/0)

25

2022 2023

## CAREER HIGHLIGHTS

• In 2023, Williams helped the Chiefs capture the Super Bowl LVIII title after notching 17 tackles, five passes defensed, a stop for loss and a special teams stop.

**PRO:** The Titans signed Joshua Williams early in the 2026 free agency period to add experience and depth to the secondary. The 6-foot-3-inch, 201-pound cornerback has a wealth of postseason prowess, having appeared in 10 playoff contests, including two Super Bowls, in his first four NFL campaigns. The Fayetteville State product was selected by the Kansas City Chiefs in the fourth round of the 2022 NFL Draft and saw action in 65 games with 12 starts with the club.

## TITANS TIDBITS:

• Williams is of Kittitian descent. Following the Chiefs' victory in Super Bowl LVIII, he visited the Eastern Caribbean island nation of St. Kitts and Nevis and was honored by their federation. It is the native land of his father, George Williams, who formerly resided in Molineux.
• Williams was the first Fayetteville State player drafted in 46 years when he was taken by the Kansas City Chiefs in the fourth round in 2022. He was also the first player from Fayetteville State to be chosen for the Senior Bowl.

## CAREER TRANSACTIONS:

• The Fayetteville, N.C., native was selected by the Kansas City Chiefs in the fourth round (135th overall) of the 2022 NFL Draft.
• Signed by the Titans as an unrestricted free agent on March 12, 2026.

## SEASON RECAPS:

**2026 (2/2 - Tennessee):** Has led the team in passes defensed once in 2026 (at IND). Placed on injured reserve designated to return on Aug. 30 and missed the first five games. Designated to return on Oct. 17.
• At Indianapolis (10/18), made his Titans debut as a starter at cornerback and registered three tackles with a team-best two passes defensed. Broke up a pass intended for Will Mallory in the second quarter. Deflected a pass intended for Mallory on the Colts' final drive in the fourth quarter.
• Against Cleveland (10/25), started at cornerback and amassed six tackles.

**2025 (15/0 - Kansas City):** Saw action as a reserve in 15 games and posted a career-best six special teams stops. Was inactive for two contests.

**2024 (17/6, 3/0 - Kansas City):** Played in all 17 games with six starts at cornerback and amassed 30 tackles, a sack, six passes defensed, two stops for loss and three special teams tackles. Saw action in all three postseason contests and collected two special teams tackles.
• Against Houston (12/21), posted five tackles, including his first career sack and a pass defensed. Dropped C.J. Stroud for a 12-yard sack on third-and-11 late in the fourth quarter.
• Against Philadelphia in Super Bowl LIX (2/9), saw action as a reserve and collected a special teams tackle.

**2023 (16/2, 4/0 - Kansas City):** Appeared in 16 games with two starts at cornerback and posted 17 tackles, five passes defensed, a stop for loss and a special teams tackle. Was inactive for one contest. Saw action as a reserve in all four postseason contests and collected three tackles with two special teams stops.
• At Minnesota (10/8), registered a season-best four tackles.
• Against San Francisco in Super Bowl LVIII (2/11), played as a reserve and collected a special teams tackle in the title victory.

**2022 (17/4, 3/0 - Kansas City):** Saw action in all 17 games with four starts at cornerback as a rookie and recorded 39 tackles, an interception, seven passes defensed, a stop for loss and a special teams tackle. Played as a reserve in all three postseason contests and tallied eight tackles, an interception and a special teams stop.
• Against Buffalo (10/16), notched a career-best nine tackles to go along with a pass defensed.
• At San Francisco (10/23), collected a tackle, his first career interception and a career-best three passes defensed. Intercepted a Jimmy Garoppolo pass intended for George Kittle in the end zone and returned it seven yards late in the second stanza.
• Against Cincinnati (1/29), registered four tackles with an interception in the AFC Championship Game. Picked off a Joe Burrow pass intended for Tee Higgins in the fourth quarter.

## COLLEGE:

• Was a three-year letterwinner at Fayetteville State and was a member of three Broncos' Southern Division championship teams.
• Played in 28 games during three seasons (2018-19, 2021) and posted 79 tackles, including four stops for loss, five interceptions (one returned for a touchdown) and 22 passes defensed. Registered one punt return for a touchdown.
• As a senior (2021), earned first-team All-Central Intercollegiate Athletic Association honors after playing nine games with seven starts and recording 31 tackles, three interceptions, including one returned for a touchdown and nine passes defensed.
• As a junior (2020), the Broncos did not play the season due to the COVID-19 pandemic.
• As a sophomore (2019), saw action in 10 games with nine starts and tallied 32 tackles, two interceptions, 11 passes defensed and three stops for loss.
• As a freshman (2018), appeared as a reserve in nine games primarily as the nickelback and collected 16 tackles, two passes defensed and a stop for loss.
• Majored in management information systems at Fayetteville State.

## PERSONAL:

• Attended Jack Britt (Fayetteville, N.C.) High School where he was a wide receiver until his senior season when he moved to cornerback.
• Completed a postgraduate year at Palmetto Prep in Columbia, S.C., to work toward becoming a college athlete.
• Also ran track at Jack Britt.
• Follow Williams on Instagram and on X at @jwilliofficial.
• Born Joshua Williams on Oct. 17, 1999 in Fayetteville, N.C.

## REGULAR SEASON COMPARISON: DEFENSIVE - CINCINNATI BENGALS

| | | | | TACKLES | | | | | | | | | MISC | | |
|---|---|---|---|---|---|---|---|---|---|---|---|---|---|---|---|
| DATE | OPP | W/L | GP/GS | TOT | SOLO | ASST | SACK | YDS. | INT | TFL | PD | QBH | TD | FF | FR |
| 12/4/22 | KC @ CIN | L | S | 7 | 6 | 1 | 0.0 | 0.0 | 0 | 0 | 0 | 0 | 0 | 0 | 0 |
| 12/31/23 | KC vs. CIN | W | P | 1 | 0 | 1 | 0.0 | 0.0 | 0 | 0 | 1 | 0 | 0 | 0 | 0 |
| 9/15/24 | KC vs. CIN | W | P | 0 | 0 | 0 | 0.0 | 0.0 | 0 | 0 | 0 | 0 | 0 | 0 | 0 |
| TOTALS | | 2/1 | 3/1 | 8 | 6 | 2 | 0.0 | 0.0 | 0 | 0 | 1 | 0 | 0 | 0 | 0 |

## POSTSEASON COMPARISON: DEFENSIVE - CINCINNATI BENGALS

| | | | | TACKLES | | | | | | | | | MISC | | |
|---|---|---|---|---|---|---|---|---|---|---|---|---|---|---|---|
| DATE | OPP | W/L | GP/GS | TOT | SOLO | ASST | SACK | YDS. | INT | TFL | PD | QBH | TD | FF | FR |
| 1/29/23 | KC vs. CIN | W | P | 4 | 3 | 1 | 0.0 | 0.0 | 1 | 0 | 1 | 0 | 0 | 0 | 0 |
| TOTALS | | 1/0 | 1/0 | 4 | 3 | 1 | 0.0 | 0.0 | 1 | 0 | 1 | 0 | 0 | 0 | 0 |

## JOSHUA WILLIAMS' NFL REGULAR SEASON DEFENSIVE STATISTICS

| | | | | TACKLES | | | | | | | | INTERCEPTIONS | | | | | O. FUMB | | | | ST | | | | |
|---|---|---|---|---|---|---|---|---|---|---|---|---|---|---|---|---|---|---|---|---|---|---|---|---|---|
| DATE | TEAM | GP | GS | TK | S | A | TFL | YDS | SK | YDS | QBP | NO | YDS | LG | TD | PD | FF | FR | TD | YDS | TK | S | A | FF | FR |
| 2022 | Chiefs | 17 | 4 | 39 | 28 | 11 | 1 | 2 | 0.0 | 0.0 | 1 | 1 | 7 | 7 | 0 | 7 | 0 | 0 | 0 | 0 | 1 | 1 | 0 | 0 | 0 |
| 2023 | Chiefs | 16 | 2 | 17 | 13 | 4 | 1 | 3 | 0.0 | 0.0 | 1 | 0 | 0 | 0 | 0 | 5 | 0 | 0 | 0 | 0 | 1 | 1 | 0 | 0 | 0 |
| 2024 | Chiefs | 17 | 6 | 30 | 17 | 13 | 2 | 13 | 1.0 | 12.0 | 1 | 0 | 0 | 0 | 0 | 6 | 0 | 0 | 0 | 0 | 3 | 2 | 1 | 0 | 0 |
| 2025 | Chiefs | 15 | 0 | 0 | 0 | 0 | 0 | 0 | 0.0 | 0.0 | 0 | 0 | 0 | 0 | 0 | 0 | 0 | 0 | 0 | 0 | 6 | 4 | 2 | 0 | 0 |
| 2026 | Titans | 2 | 2 | 9 | 4 | 5 | 0 | 0 | 0.0 | 0.0 | 0 | 0 | 0 | 0 | 0 | 2 | 0 | 0 | 0 | 0 | 0 | 0 | 0 | 0 | 0 |
| NFL TOTALS | | 67 | 14 | 95 | 62 | 33 | 4 | 18 | 1.0 | 12.0 | 3 | 1 | 7 | 7 | 0 | 20 | 0 | 0 | 0 | 0 | 11 | 8 | 3 | 0 | 0 |

## JOSHUA WILLIAMS' NFL POSTSEASON DEFENSIVE STATISTICS

| | | | | TACKLES | | | | | | | | INTERCEPTIONS | | | | | O. FUMB | | | | ST | | | | |
|---|---|---|---|---|---|---|---|---|---|---|---|---|---|---|---|---|---|---|---|---|---|---|---|---|---|
| DATE | TEAM | GP | GS | TK | S | A | TFL | YDS | SK | YDS | QBP | NO | YDS | LG | TD | PD | FF | FR | TD | YDS | TK | S | A | FF | FR |
| 2022 | Chiefs | 3 | 0 | 8 | 6 | 2 | 0 | 0 | 0.0 | 0.0 | 0 | 1 | -4 | 0 | 0 | 1 | 0 | 0 | 0 | 0 | 1 | 1 | 0 | 0 | 0 |
| 2023 | Chiefs | 4 | 0 | 6 | 3 | 3 | 0 | 0 | 0.0 | 0.0 | 0 | 0 | 0 | 0 | 0 | 0 | 0 | 0 | 0 | 0 | 2 | 2 | 0 | 0 | 0 |
| 2024 | Chiefs | 3 | 0 | 0 | 0 | 0 | 0 | 0 | 0.0 | 0.0 | 0 | 0 | 0 | 0 | 0 | 0 | 0 | 0 | 0 | 0 | 2 | 2 | 0 | 0 | 0 |
| NFL TOTALS | | 10 | 0 | 14 | 9 | 5 | 0 | 0 | 0.0 | 0.0 | 0 | 1 | -4 | 0 | 0 | 1 | 0 | 0 | 0 | 0 | 5 | 5 | 0 | 0 | 0 |

## SINGLE-GAME HIGHS: DEFENSIVE

| | |
|---|---|
| **Total Tackles** | 9 (vs. Buffalo Bills, Oct 16, 2022) |
| **Solo Tackles** | 6 (2 times, last at Cincinnati Bengals, Dec 04, 2022) |
| **Sacks** | 1.0 (vs. Houston Texans, Dec 21, 2024) |
| **Passes Defensed** | 3 (2 times, last at Los Angeles Chargers, Jan 07, 2024) |
| **Tackles For Loss** | 1 (4 times, last vs. Houston Texans, Dec 21, 2024) |
| **Interceptions** | 1 (at San Francisco 49ers, Oct 23, 2022) |
| **Interception Return Yards** | 7 (at San Francisco 49ers, Oct 23, 2022) |
| **Special Teams Tackles** | 1 (11 times, last at Las Vegas Raiders, Jan 04, 2026) |

## SINGLE-GAME HIGHS - POSTSEASON: DEFENSIVE

| | |
|---|---|
| **Total Tackles** | 4 (2 times, last at Philadelphia Eagles, Feb 12, 2023) |
| **Solo Tackles** | 3 (2 times, last at Philadelphia Eagles, Feb 12, 2023) |
| **Passes Defensed** | 1 (vs. Cincinnati Bengals, Jan 29, 2023) |
| **Interceptions** | 1 (vs. Cincinnati Bengals, Jan 29, 2023) |
| **Special Teams Tackles** | 1 (5 times, last at Philadelphia Eagles, Feb 09, 2025) |

## 2022 GAME-BY-GAME REGULAR-SEASON STATISTICS (CHIEFS)

| | | | TACKLES | | | | | | | | INTERCEPTIONS | | | | | O. FUMB | | | | ST | | | | | | |
|---|---|---|---|---|---|---|---|---|---|---|---|---|---|---|---|---|---|---|---|---|---|---|---|---|---|---|
| DATE | OPPONENT | P/S | TK | S | A | SK | YDS | TFL | YDS | QBP | NO | YDS | LG | TD | PD | FF | FR | TD | YDS | TK | S | A | FF | FR | W/L | SCORE |
| 09/11 | at Cardinals | P | 1 | 1 | 0 | 0.0 | 0.0 | 0 | 0 | 0 | 0 | 0 | 0 | 0 | 0 | 0 | 0 | 0 | 0 | 0 | 0 | 0 | 0 | 0 | W | 44-21 |
| 09/15 | Chargers | P | 0 | 0 | 0 | 0.0 | 0.0 | 0 | 0 | 0 | 0 | 0 | 0 | 0 | 0 | 0 | 0 | 0 | 0 | 0 | 0 | 0 | 0 | 0 | W | 27-24 |
| 09/25 | at Colts | P | 0 | 0 | 0 | 0.0 | 0.0 | 0 | 0 | 0 | 0 | 0 | 0 | 0 | 0 | 0 | 0 | 0 | 0 | 0 | 0 | 0 | 0 | 0 | L | 17-20 |
| 10/02 | at Buccaneers | P | 0 | 0 | 0 | 0.0 | 0.0 | 0 | 0 | 0 | 0 | 0 | 0 | 0 | 0 | 0 | 0 | 0 | 0 | 0 | 0 | 0 | 0 | 0 | W | 41-31 |
| 10/10 | Raiders | P | 0 | 0 | 0 | 0.0 | 0.0 | 0 | 0 | 0 | 0 | 0 | 0 | 0 | 0 | 0 | 0 | 0 | 0 | 0 | 0 | 0 | 0 | 0 | W | 30-29 |
| 10/16 | Bills | P | 9 | 6 | 3 | 0.0 | 0.0 | 0 | 0 | 1 | 0 | 0 | 0 | 0 | 1 | 0 | 0 | 0 | 0 | 0 | 0 | 0 | 0 | 0 | L | 20-24 |
| 10/23 | at 49ers | P | 1 | 1 | 0 | 0.0 | 0.0 | 0 | 0 | 0 | 1 | 7 | 7 | 0 | 3 | 0 | 0 | 0 | 0 | 0 | 0 | 0 | 0 | 0 | W | 44-23 |
| 11/06 | Titans | P | 2 | 2 | 0 | 0.0 | 0.0 | 1 | 2 | 0 | 0 | 0 | 0 | 0 | 0 | 0 | 0 | 0 | 0 | 0 | 0 | 0 | 0 | 0 | W | 20-17+ |
| 11/13 | Jaguars | S | 4 | 4 | 0 | 0.0 | 0.0 | 0 | 0 | 0 | 0 | 0 | 0 | 0 | 0 | 0 | 0 | 0 | 0 | 0 | 0 | 0 | 0 | 0 | W | 27-17 |
| 11/20 | at Chargers | P | 6 | 4 | 2 | 0.0 | 0.0 | 0 | 0 | 0 | 0 | 0 | 0 | 0 | 0 | 0 | 0 | 0 | 0 | 1 | 1 | 0 | 0 | 0 | W | 30-27 |
| 11/27 | Rams | S | 2 | 1 | 1 | 0.0 | 0.0 | 0 | 0 | 0 | 0 | 0 | 0 | 0 | 1 | 0 | 0 | 0 | 0 | 0 | 0 | 0 | 0 | 0 | W | 26-10 |
| 12/04 | at Bengals | S | 7 | 6 | 1 | 0.0 | 0.0 | 0 | 0 | 0 | 0 | 0 | 0 | 0 | 0 | 0 | 0 | 0 | 0 | 0 | 0 | 0 | 0 | 0 | L | 24-27 |
| 12/11 | at Broncos | P | 4 | 1 | 3 | 0.0 | 0.0 | 0 | 0 | 0 | 0 | 0 | 0 | 0 | 0 | 0 | 0 | 0 | 0 | 0 | 0 | 0 | 0 | 0 | W | 34-28 |
| 12/18 | at Texans | S | 1 | 1 | 0 | 0.0 | 0.0 | 0 | 0 | 0 | 0 | 0 | 0 | 0 | 1 | 0 | 0 | 0 | 0 | 0 | 0 | 0 | 0 | 0 | W | 30-24+ |
| 12/24 | Seahawks | P | 2 | 1 | 1 | 0.0 | 0.0 | 0 | 0 | 0 | 0 | 0 | 0 | 0 | 1 | 0 | 0 | 0 | 0 | 0 | 0 | 0 | 0 | 0 | W | 24-10 |
| 01/01 | Broncos | P | 0 | 0 | 0 | 0.0 | 0.0 | 0 | 0 | 0 | 0 | 0 | 0 | 0 | 0 | 0 | 0 | 0 | 0 | 0 | 0 | 0 | 0 | 0 | W | 27-24 |
| 01/07 | at Raiders | P | 0 | 0 | 0 | 0.0 | 0.0 | 0 | 0 | 0 | 0 | 0 | 0 | 0 | 0 | 0 | 0 | 0 | 0 | 0 | 0 | 0 | 0 | 0 | W | 31-13 |
| **2022 TOTALS** | | **17-4** | **39** | **28** | **11** | **0.0** | **0.0** | **1** | **2** | **1** | **1** | **7** | **7** | **0** | **7** | **0** | **0** | **0** | **0** | **1** | **1** | **0** | **0** | **0** | **14-3** | |

+ - Overtime

## 2023 GAME-BY-GAME REGULAR-SEASON STATISTICS (CHIEFS)

| | | | TACKLES | | | | | | | | INTERCEPTIONS | | | | | O. FUMB | | | | ST | | | | | | |
|---|---|---|---|---|---|---|---|---|---|---|---|---|---|---|---|---|---|---|---|---|---|---|---|---|---|---|
| DATE | OPPONENT | P/S | TK | S | A | SK | YDS | TFL | YDS | QBP | NO | YDS | LG | TD | PD | FF | FR | TD | YDS | TK | S | A | FF | FR | W/L | SCORE |
| 09/07 | Lions | P | 2 | 2 | 0 | 0.0 | 0.0 | 0 | 0 | 1 | 0 | 0 | 0 | 0 | 0 | 0 | 0 | 0 | 0 | 0 | 0 | 0 | 0 | 0 | L | 20-21 |
| 09/17 | at Jaguars | S | 1 | 1 | 0 | 0.0 | 0.0 | 0 | 0 | 0 | 0 | 0 | 0 | 0 | 0 | 0 | 0 | 0 | 0 | 0 | 0 | 0 | 0 | 0 | W | 17-9 |
| 09/24 | Bears | P | 2 | 2 | 0 | 0.0 | 0.0 | 0 | 0 | 0 | 0 | 0 | 0 | 0 | 1 | 0 | 0 | 0 | 0 | 0 | 0 | 0 | 0 | 0 | W | 41-10 |
| 10/01 | at Jets | P | 2 | 2 | 0 | 0.0 | 0.0 | 1 | 3 | 0 | 0 | 0 | 0 | 0 | 0 | 0 | 0 | 0 | 0 | 0 | 0 | 0 | 0 | 0 | W | 23-20 |
| 10/08 | at Vikings | P | 4 | 2 | 2 | 0.0 | 0.0 | 0 | 0 | 0 | 0 | 0 | 0 | 0 | 0 | 0 | 0 | 0 | 0 | 0 | 0 | 0 | 0 | 0 | W | 27-20 |
| 10/12 | Broncos | P | 2 | 1 | 1 | 0.0 | 0.0 | 0 | 0 | 0 | 0 | 0 | 0 | 0 | 0 | 0 | 0 | 0 | 0 | 0 | 0 | 0 | 0 | 0 | W | 19-8 |
| 10/22 | Chargers | P | 0 | 0 | 0 | 0.0 | 0.0 | 0 | 0 | 0 | 0 | 0 | 0 | 0 | 0 | 0 | 0 | 0 | 0 | 0 | 0 | 0 | 0 | 0 | W | 31-17 |
| 10/29 | at Broncos | P | 0 | 0 | 0 | 0.0 | 0.0 | 0 | 0 | 0 | 0 | 0 | 0 | 0 | 0 | 0 | 0 | 0 | 0 | 0 | 0 | 0 | 0 | 0 | L | 9-24 |
| 11/05 | Dolphins | P | 0 | 0 | 0 | 0.0 | 0.0 | 0 | 0 | 0 | 0 | 0 | 0 | 0 | 0 | 0 | 0 | 0 | 0 | 0 | 0 | 0 | 0 | 0 | W | 21-14 |
| 11/20 | Eagles | P | 0 | 0 | 0 | 0.0 | 0.0 | 0 | 0 | 0 | 0 | 0 | 0 | 0 | 0 | 0 | 0 | 0 | 0 | 0 | 0 | 0 | 0 | 0 | L | 17-21 |
| 11/26 | at Raiders | P | 1 | 1 | 0 | 0.0 | 0.0 | 0 | 0 | 0 | 0 | 0 | 0 | 0 | 0 | 0 | 0 | 0 | 0 | 0 | 0 | 0 | 0 | 0 | W | 31-17 |
| 12/03 | at Packers | P | 0 | 0 | 0 | 0.0 | 0.0 | 0 | 0 | 0 | 0 | 0 | 0 | 0 | 0 | 0 | 0 | 0 | 0 | 0 | 0 | 0 | 0 | 0 | L | 19-27 |
| 12/10 | Bills | P | 0 | 0 | 0 | 0.0 | 0.0 | 0 | 0 | 0 | 0 | 0 | 0 | 0 | 0 | 0 | 0 | 0 | 0 | 0 | 0 | 0 | 0 | 0 | L | 17-20 |
| 12/17 | at Patriots | | | | | | | | | | INACTIVE | | | | | | | | | | | | | | W | 27-17 |
| 12/25 | Raiders | P | 0 | 0 | 0 | 0.0 | 0.0 | 0 | 0 | 0 | 0 | 0 | 0 | 0 | 0 | 0 | 0 | 0 | 0 | 0 | 0 | 0 | 0 | 0 | L | 14-20 |
| 12/31 | Bengals | P | 1 | 0 | 1 | 0.0 | 0.0 | 0 | 0 | 0 | 0 | 0 | 0 | 0 | 1 | 0 | 0 | 0 | 0 | 1 | 1 | 0 | 0 | 0 | W | 25-17 |
| 01/07 | at Chargers | S | 2 | 2 | 0 | 0.0 | 0.0 | 0 | 0 | 0 | 0 | 0 | 0 | 0 | 3 | 0 | 0 | 0 | 0 | 0 | 0 | 0 | 0 | 0 | W | 13-12 |
| **2023 TOTALS** | | **16-2** | **17** | **13** | **4** | **0.0** | **0.0** | **1** | **3** | **1** | **0** | **0** | **0** | **0** | **5** | **0** | **0** | **0** | **0** | **1** | **1** | **0** | **0** | **0** | **11-6** | |

## 2024 GAME-BY-GAME REGULAR-SEASON STATISTICS (CHIEFS)

| | | | TACKLES | | | | | | | | INTERCEPTIONS | | | | | O. FUMB | | | | ST | | | | | | |
|---|---|---|---|---|---|---|---|---|---|---|---|---|---|---|---|---|---|---|---|---|---|---|---|---|---|---|
| DATE | OPPONENT | P/S | TK | S | A | SK | YDS | TFL | YDS | QBP | NO | YDS | LG | TD | PD | FF | FR | TD | YDS | TK | S | A | FF | FR | W/L | SCORE |
| 09/05 | Ravens | P | 1 | 1 | 0 | 0.0 | 0.0 | 0 | 0 | 0 | 0 | 0 | 0 | 0 | 0 | 0 | 0 | 0 | 0 | 0 | 0 | 0 | 0 | 0 | W | 27-20 |
| 09/15 | Bengals | P | 0 | 0 | 0 | 0.0 | 0.0 | 0 | 0 | 0 | 0 | 0 | 0 | 0 | 0 | 0 | 0 | 0 | 0 | 1 | 1 | 0 | 0 | 0 | W | 26-25 |
| 09/22 | at Falcons | P | 0 | 0 | 0 | 0.0 | 0.0 | 0 | 0 | 0 | 0 | 0 | 0 | 0 | 0 | 0 | 0 | 0 | 0 | 0 | 0 | 0 | 0 | 0 | W | 22-17 |
| 09/29 | at Chargers | P | 0 | 0 | 0 | 0.0 | 0.0 | 0 | 0 | 0 | 0 | 0 | 0 | 0 | 0 | 0 | 0 | 0 | 0 | 0 | 0 | 0 | 0 | 0 | W | 17-10 |
| 10/07 | Saints | P | 0 | 0 | 0 | 0.0 | 0.0 | 0 | 0 | 0 | 0 | 0 | 0 | 0 | 0 | 0 | 0 | 0 | 0 | 0 | 0 | 0 | 0 | 0 | W | 26-13 |
| 10/20 | at 49ers | P | 0 | 0 | 0 | 0.0 | 0.0 | 0 | 0 | 0 | 0 | 0 | 0 | 0 | 0 | 0 | 0 | 0 | 0 | 0 | 0 | 0 | 0 | 0 | W | 28-18 |
| 10/27 | at Raiders | P | 1 | 0 | 1 | 0.0 | 0.0 | 0 | 0 | 0 | 0 | 0 | 0 | 0 | 0 | 0 | 0 | 0 | 0 | 1 | 1 | 0 | 0 | 0 | W | 27-20 |
| 11/04 | Buccaneers | S | 4 | 3 | 1 | 0.0 | 0.0 | 0 | 0 | 0 | 0 | 0 | 0 | 0 | 0 | 0 | 0 | 0 | 0 | 0 | 0 | 0 | 0 | 0 | W | 30-24+ |
| 11/10 | Broncos | P | 0 | 0 | 0 | 0.0 | 0.0 | 0 | 0 | 0 | 0 | 0 | 0 | 0 | 0 | 0 | 0 | 0 | 0 | 0 | 0 | 0 | 0 | 0 | W | 16-14 |
| 11/17 | at Bills | P | 0 | 0 | 0 | 0.0 | 0.0 | 0 | 0 | 0 | 0 | 0 | 0 | 0 | 0 | 0 | 0 | 0 | 0 | 1 | 0 | 1 | 0 | 0 | L | 21-30 |
| 11/24 | at Panthers | P | 0 | 0 | 0 | 0.0 | 0.0 | 0 | 0 | 0 | 0 | 0 | 0 | 0 | 0 | 0 | 0 | 0 | 0 | 0 | 0 | 0 | 0 | 0 | W | 30-27 |
| 11/29 | Raiders | P | 4 | 2 | 2 | 0.0 | 0.0 | 1 | 1 | 0 | 0 | 0 | 0 | 0 | 1 | 0 | 0 | 0 | 0 | 0 | 0 | 0 | 0 | 0 | W | 19-17 |
| 12/08 | Chargers | S | 5 | 3 | 2 | 0.0 | 0.0 | 0 | 0 | 0 | 0 | 0 | 0 | 0 | 0 | 0 | 0 | 0 | 0 | 0 | 0 | 0 | 0 | 0 | W | 19-17 |
| 12/15 | at Browns | S | 5 | 3 | 2 | 0.0 | 0.0 | 0 | 0 | 0 | 0 | 0 | 0 | 0 | 1 | 0 | 0 | 0 | 0 | 0 | 0 | 0 | 0 | 0 | W | 21-7 |
| 12/21 | Texans | S | 5 | 3 | 2 | 1.0 | 12.0 | 1 | 12 | 1 | 0 | 0 | 0 | 0 | 1 | 0 | 0 | 0 | 0 | 0 | 0 | 0 | 0 | 0 | W | 27-19 |
| 12/25 | at Steelers | S | 2 | 1 | 1 | 0.0 | 0.0 | 0 | 0 | 0 | 0 | 0 | 0 | 0 | 2 | 0 | 0 | 0 | 0 | 0 | 0 | 0 | 0 | 0 | W | 29-10 |
| 01/05 | at Broncos | S | 3 | 1 | 2 | 0.0 | 0.0 | 0 | 0 | 0 | 0 | 0 | 0 | 0 | 1 | 0 | 0 | 0 | 0 | 0 | 0 | 0 | 0 | 0 | L | 0-38 |
| **2024 TOTALS** | | **17-6** | **30** | **17** | **13** | **1.0** | **12.0** | **2** | **13** | **1** | **0** | **0** | **0** | **0** | **6** | **0** | **0** | **0** | **0** | **3** | **2** | **1** | **0** | **0** | **15-2** | |

+ - Overtime

## 2025 GAME-BY-GAME REGULAR-SEASON STATISTICS (CHIEFS)

| | | | TACKLES | | | | | | | | INTERCEPTIONS | | | | | O. FUMB | | | | ST | | | | | | |
|---|---|---|---|---|---|---|---|---|---|---|---|---|---|---|---|---|---|---|---|---|---|---|---|---|---|---|
| DATE | OPPONENT | P/S | TK | S | A | SK | YDS | TFL | YDS | QBP | NO | YDS | LG | TD | PD | FF | FR | TD | YDS | TK | S | A | FF | FR | W/L | SCORE |
| 09/05 | at Chargers | P | 0 | 0 | 0 | 0.0 | 0.0 | 0 | 0 | 0 | 0 | 0 | 0 | 0 | 0 | 0 | 0 | 0 | 0 | 0 | 0 | 0 | 0 | 0 | L | 21-27 |
| 09/14 | Eagles | P | 0 | 0 | 0 | 0.0 | 0.0 | 0 | 0 | 0 | 0 | 0 | 0 | 0 | 0 | 0 | 0 | 0 | 0 | 0 | 0 | 0 | 0 | 0 | L | 17-20 |
| 09/21 | at Giants | P | 0 | 0 | 0 | 0.0 | 0.0 | 0 | 0 | 0 | 0 | 0 | 0 | 0 | 0 | 0 | 0 | 0 | 0 | 1 | 1 | 0 | 0 | 0 | W | 22-9 |
| 09/28 | Ravens | P | 0 | 0 | 0 | 0.0 | 0.0 | 0 | 0 | 0 | 0 | 0 | 0 | 0 | 0 | 0 | 0 | 0 | 0 | 0 | 0 | 0 | 0 | 0 | W | 37-20 |
| 10/06 | at Jaguars | P | 0 | 0 | 0 | 0.0 | 0.0 | 0 | 0 | 0 | 0 | 0 | 0 | 0 | 0 | 0 | 0 | 0 | 0 | 1 | 0 | 1 | 0 | 0 | L | 28-31 |
| 10/12 | Lions | P | 0 | 0 | 0 | 0.0 | 0.0 | 0 | 0 | 0 | 0 | 0 | 0 | 0 | 0 | 0 | 0 | 0 | 0 | 0 | 0 | 0 | 0 | 0 | W | 30-17 |
| 10/19 | Raiders | P | 0 | 0 | 0 | 0.0 | 0.0 | 0 | 0 | 0 | 0 | 0 | 0 | 0 | 0 | 0 | 0 | 0 | 0 | 0 | 0 | 0 | 0 | 0 | W | 31-0 |
| 10/27 | Commanders | P | 0 | 0 | 0 | 0.0 | 0.0 | 0 | 0 | 0 | 0 | 0 | 0 | 0 | 0 | 0 | 0 | 0 | 0 | 1 | 1 | 0 | 0 | 0 | W | 28-7 |
| 11/02 | at Bills | P | 0 | 0 | 0 | 0.0 | 0.0 | 0 | 0 | 0 | 0 | 0 | 0 | 0 | 0 | 0 | 0 | 0 | 0 | 0 | 0 | 0 | 0 | 0 | L | 21-28 |
| 11/16 | at Broncos | | | | | | | | | | | INACTIVE | | | | | | | | | | | | | L | 19-22 |
| 11/23 | Colts | | | | | | | | | | | INACTIVE | | | | | | | | | | | | | W | 23-20+ |
| 11/27 | at Cowboys | P | 0 | 0 | 0 | 0.0 | 0.0 | 0 | 0 | 0 | 0 | 0 | 0 | 0 | 0 | 0 | 0 | 0 | 0 | 0 | 0 | 0 | 0 | 0 | L | 28-31 |
| 12/07 | Texans | P | 0 | 0 | 0 | 0.0 | 0.0 | 0 | 0 | 0 | 0 | 0 | 0 | 0 | 0 | 0 | 0 | 0 | 0 | 0 | 0 | 0 | 0 | 0 | L | 10-20 |
| 12/14 | Chargers | P | 0 | 0 | 0 | 0.0 | 0.0 | 0 | 0 | 0 | 0 | 0 | 0 | 0 | 0 | 0 | 0 | 0 | 0 | 0 | 0 | 0 | 0 | 0 | L | 13-16 |
| 12/21 | at Titans | P | 0 | 0 | 0 | 0.0 | 0.0 | 0 | 0 | 0 | 0 | 0 | 0 | 0 | 0 | 0 | 0 | 0 | 0 | 1 | 1 | 0 | 0 | 0 | L | 9-26 |
| 12/25 | Broncos | P | 0 | 0 | 0 | 0.0 | 0.0 | 0 | 0 | 0 | 0 | 0 | 0 | 0 | 0 | 0 | 0 | 0 | 0 | 1 | 0 | 1 | 0 | 0 | L | 13-20 |
| 01/04 | at Raiders | P | 0 | 0 | 0 | 0.0 | 0.0 | 0 | 0 | 0 | 0 | 0 | 0 | 0 | 0 | 0 | 0 | 0 | 0 | 1 | 1 | 0 | 0 | 0 | L | 12-14 |
| **2025 TOTALS** | | **15-0** | **0** | **0** | **0** | **0.0** | **0.0** | **0** | **0** | **0** | **0** | **0** | **0** | **0** | **0** | **0** | **0** | **0** | **0** | **6** | **4** | **2** | **0** | **0** | **6-11** | |

+ - Overtime

## 2026 GAME-BY-GAME REGULAR-SEASON STATISTICS (TITANS)

| | | | TACKLES | | | | | | | | INTERCEPTIONS | | | | | O. FUMB | | | | ST | | | | | | |
|---|---|---|---|---|---|---|---|---|---|---|---|---|---|---|---|---|---|---|---|---|---|---|---|---|---|---|
| DATE | OPPONENT | P/S | TK | S | A | SK | YDS | TFL | YDS | QBP | NO | YDS | LG | TD | PD | FF | FR | TD | YDS | TK | S | A | FF | FR | W/L | SCORE |
| 09/13 | Jets | | INJURED RESERVE - DESIGNATED FOR RETURN | | | | | | | | | | | | | | | | | | | | | | L | 10-23 |
| 09/20 | Eagles | | INJURED RESERVE - DESIGNATED FOR RETURN | | | | | | | | | | | | | | | | | | | | | | L | 20-24 |
| 09/27 | at Giants | | INJURED RESERVE - DESIGNATED FOR RETURN | | | | | | | | | | | | | | | | | | | | | | L | 7-12 |
| 10/04 | at Ravens | | INJURED RESERVE - DESIGNATED FOR RETURN | | | | | | | | | | | | | | | | | | | | | | L | 18-24 |
| 10/11 | Texans | | INJURED RESERVE - DESIGNATED FOR RETURN | | | | | | | | | | | | | | | | | | | | | | L | 3-26 |
| 10/18 | at Colts | S | 3 | 2 | 1 | 0.0 | 0.0 | 0 | 0 | 0 | 0 | 0 | 0 | 0 | 2 | 0 | 0 | 0 | 0 | 0 | 0 | 0 | 0 | 0 | W | 26-20 |
| 10/25 | Browns | S | 6 | 2 | 4 | 0.0 | 0.0 | 0 | 0 | 0 | 0 | 0 | 0 | 0 | 0 | 0 | 0 | 0 | 0 | 0 | 0 | 0 | 0 | 0 | L | 24-27 |
| **2026 TOTALS** | | **2-2** | **9** | **4** | **5** | **0.0** | **0.0** | **0** | **0** | **0** | **0** | **0** | **0** | **0** | **2** | **0** | **0** | **0** | **0** | **0** | **0** | **0** | **0** | **0** | **1-6** | |

## 2022 GAME-BY-GAME POSTSEASON STATISTICS (CHIEFS)

| | | | TACKLES | | | | | | | | INTERCEPTIONS | | | | | O. FUMB | | | | ST | | | | | | |
|---|---|---|---|---|---|---|---|---|---|---|---|---|---|---|---|---|---|---|---|---|---|---|---|---|---|---|
| DATE | OPPONENT | P/S | TK | S | A | SK | YDS | TFL | YDS | QBP | NO | YDS | LG | TD | PD | FF | FR | TD | YDS | TK | S | A | FF | FR | W/L | SCORE |
| 01/21 | Jaguars | P | 0 | 0 | 0 | 0.0 | 0.0 | 0 | 0 | 0 | 0 | 0 | 0 | 0 | 0 | 0 | 0 | 0 | 0 | 0 | 0 | 0 | 0 | 0 | W | 27-20 |
| 01/29 | Bengals | P | 4 | 3 | 1 | 0.0 | 0.0 | 0 | 0 | 0 | 1 | -4 | -4 | 0 | 1 | 0 | 0 | 0 | 0 | 1 | 1 | 0 | 0 | 0 | W | 23-20 |
| 02/12 | at Eagles | P | 4 | 3 | 1 | 0.0 | 0.0 | 0 | 0 | 0 | 0 | 0 | 0 | 0 | 0 | 0 | 0 | 0 | 0 | 0 | 0 | 0 | 0 | 0 | W | 38-35 |
| 2022 TOTALS | | 3-0 | 8 | 6 | 2 | 0.0 | 0.0 | 0 | 0 | 0 | 1 | -4 | -4 | 0 | 1 | 0 | 0 | 0 | 0 | 1 | 1 | 0 | 0 | 0 | 3-0 | |

## 2023 GAME-BY-GAME POSTSEASON STATISTICS (CHIEFS)

| | | | TACKLES | | | | | | | | INTERCEPTIONS | | | | | O. FUMB | | | | ST | | | | | | |
|---|---|---|---|---|---|---|---|---|---|---|---|---|---|---|---|---|---|---|---|---|---|---|---|---|---|---|
| DATE | OPPONENT | P/S | TK | S | A | SK | YDS | TFL | YDS | QBP | NO | YDS | LG | TD | PD | FF | FR | TD | YDS | TK | S | A | FF | FR | W/L | SCORE |
| 01/13 | Dolphins | P | 0 | 0 | 0 | 0.0 | 0.0 | 0 | 0 | 0 | 0 | 0 | 0 | 0 | 0 | 0 | 0 | 0 | 0 | 0 | 0 | 0 | 0 | 0 | W | 26-7 |
| 01/21 | at Bills | P | 3 | 1 | 2 | 0.0 | 0.0 | 0 | 0 | 0 | 0 | 0 | 0 | 0 | 0 | 0 | 0 | 0 | 0 | 0 | 0 | 0 | 0 | 0 | W | 27-24 |
| 01/28 | at Ravens | P | 2 | 2 | 0 | 0.0 | 0.0 | 0 | 0 | 0 | 0 | 0 | 0 | 0 | 0 | 0 | 0 | 0 | 0 | 1 | 1 | 0 | 0 | 0 | W | 17-10 |
| 02/11 | 49ers | P | 1 | 0 | 1 | 0.0 | 0.0 | 0 | 0 | 0 | 0 | 0 | 0 | 0 | 0 | 0 | 0 | 0 | 0 | 1 | 1 | 0 | 0 | 0 | W | 25-22+ |
| 2023 TOTALS | | 4-0 | 6 | 3 | 3 | 0.0 | 0.0 | 0 | 0 | 0 | 0 | 0 | 0 | 0 | 0 | 0 | 0 | 0 | 0 | 2 | 2 | 0 | 0 | 0 | 4-0 | |

+ - Overtime

## 2024 GAME-BY-GAME POSTSEASON STATISTICS (CHIEFS)

| | | | TACKLES | | | | | | | | INTERCEPTIONS | | | | | O. FUMB | | | | ST | | | | | | |
|---|---|---|---|---|---|---|---|---|---|---|---|---|---|---|---|---|---|---|---|---|---|---|---|---|---|---|
| DATE | OPPONENT | P/S | TK | S | A | SK | YDS | TFL | YDS | QBP | NO | YDS | LG | TD | PD | FF | FR | TD | YDS | TK | S | A | FF | FR | W/L | SCORE |
| 01/18 | Texans | P | 0 | 0 | 0 | 0.0 | 0.0 | 0 | 0 | 0 | 0 | 0 | 0 | 0 | 0 | 0 | 0 | 0 | 0 | 0 | 0 | 0 | 0 | 0 | W | 23-14 |
| 01/26 | Bills | P | 0 | 0 | 0 | 0.0 | 0.0 | 0 | 0 | 0 | 0 | 0 | 0 | 0 | 0 | 0 | 0 | 0 | 0 | 1 | 1 | 0 | 0 | 0 | W | 32-29 |
| 02/09 | at Eagles | P | 0 | 0 | 0 | 0.0 | 0.0 | 0 | 0 | 0 | 0 | 0 | 0 | 0 | 0 | 0 | 0 | 0 | 0 | 1 | 1 | 0 | 0 | 0 | L | 22-40 |
| 2024 TOTALS | | 3-0 | 0 | 0 | 0 | 0.0 | 0.0 | 0 | 0 | 0 | 0 | 0 | 0 | 0 | 0 | 0 | 0 | 0 | 0 | 2 | 2 | 0 | 0 | 0 | 2-1 | |

# JAMES WILLIAMS SR.

## LINEBACKER ★ 6'4" ★ 232 LBS

**COLLEGE:** MIAMI (FLA.) ★ **HOMETOWN:** FORT LAUDERDALE, FLA.
**NFL EXPERIENCE (NFL/TITANS):** 3/3 ★ **ACQUIRED:** D7A-'24
**GAMES PLAYED/GAMES STARTED:** 35/2(Playoffs: 0/0)

52

### CAREER HIGHLIGHTS

• During Week 14 of the 2025 season at Cleveland, Williams blocked a Corey Bojorquez punt in the fourth quarter and the loose ball was recovered by Mike Brown. It was the first time the Titans blocked a punt since Tim Shaw recorded one against the Pittsburgh Steelers on Oct. 11, 2012. In honor of the milestone, Williams presented the game ball to Tim Shaw the following week.

**PRO:** The Titans selected James Williams Sr. in the seventh round of the 2024 NFL Draft. The 6-foot-4-inch, 232-pounder is a versatile athlete that is known for his speed, aggression and hard-hitting ability. The University of Miami (Fla.) product saw action in 33 games as a safety for the Hurricanes and amassed 162 tackles with four interceptions. Williams has played in 29 games over his first two seasons, primarily on special teams where he has tallied 15 tackles while also showcasing his skills at linebacker with two starts at the position.

### TITANS TIDBITS:

• Prior to his rookie season, he welcomed his first child, James Jr.
• Williams played against fellow 2024 Titans draftee Jarvis Brownlee Jr. since they were both young—from pee wee ball through high school and college. Williams and Brownlee's teams faced off in college when Miami traveled to Florida State in 2021.
• Williams' hidden talent is writing poetry.

### CAREER TRANSACTIONS:

• The Fort Lauderdale, Fla., native was selected by the Titans in the seventh round (242nd overall) of the 2024 NFL Draft.

### SEASON RECAPS:

**2026 (6/0):**
• Against N.Y. Jets (9/13), played as a reserve at linebacker and posted a tackle.
• Against Philadelphia (9/20), was inactive.
• At N.Y. Giants (9/27), saw action as a reserve on special teams.
• At Baltimore (10/4), played as a reserve on special teams.
• Against Houston (10/11), saw action as a reserve on special teams.
• At Indianapolis (10/18), played as a reserve on special teams and registered a special teams stop. Helped block a punt by pushing the personal protector into punter Rigoberto Sanchez with the blocked ball being scooped up by Oluwafemi Oladejo and returned 14 yards for a touchdown to give the Titans a 20-13 lead in the fourth quarter.
• Against Cleveland (10/25), posted a special teams stop on coverage units.

**2025 (16/1):** Played in 16 games with a start at linebacker and registered 18 tackles, a sack, three quarterback pressures and three stops for loss. Ranked fourth on the team with eight special teams tackles. Was inactive for one contest. Led the team in tackles once in 2025 (vs. KC). Tied for the team lead in special teams tackles three times in 2025 (at ARZ, at LV, vs. NO).
• At Cleveland (12/7), amassed two special teams tackles and a blocked punt. Blocked a Corey Bojorquez punt in the fourth quarter and the loose ball was recovered by Mike Brown with a seven-yard return. It was the first time the Titans blocked a punt since Tim Shaw recorded one against the Pittsburgh Steelers on Oct. 11, 2012.
• At San Francisco (12/14), played as a reserve at linebacker after Cedric Gray left the game with an injury in the fourth quarter and posted four tackles, including a stop for loss.
• Against Kansas City (12/21), started at linebacker and led the team with a career-best nine tackles, including his first career sack and two quarterback pressures. Ended a Chiefs' drive by dropping Chris Oladokun for an 11-yard sack on third-and-13 in the fourth quarter.
• At Jacksonville (1/4), played as a reserve at linebacker and tallied five tackles, including a stop for loss and a quarterback pressure.

**2024 (13/1):** Played in 13 games with a start at linebacker as a rookie and posted 19 tackles. Tied for fourth on the team with seven special teams tackles. Was inactive for four contests. Led or tied for the team lead in special teams tackles four times in 2024 (vs. NE, vs. MIN, at WAS, vs. CIN). Made his NFL debut at Chicago (9/8/24).
• At Chicago (9/8), saw action as a reserve on special teams in his first career NFL contest.
• At Washington (12/1), led the team with three special teams tackles on coverage units.
• Against Cincinnati (12/15), saw significant action as a reserve at linebacker and tied for second on the team with seven tackles. Tied for the team lead with a special teams tackle on coverage units.
• At Indianapolis (12/22), played as a reserve at linebacker and collected six tackles.
• Against Houston (1/5), made his first career start at linebacker and recorded six tackles.

### COLLEGE:

• Played in 33 games with 29 starts in three seasons at the University of Miami (Fla.) and recorded 162 tackles, four interceptions, 17 passes defensed, three forced fumbles and three fumble recoveries. Announced his intentions to forego his final year of eligibility and enter NFL Draft at conclusion of 2023 regular season.
• As a junior (2023), started all 12 games of the regular season and ranked second on the team with 73 tackles. Added an interception, two forced fumbles, five passes defensed and a fumble recovery.
• As a sophomore (2022), played in 11 games with 10 starts at safety and ranked second on the team with 58 total tackles, including a tackle for loss, an interception and seven passes defensed, which ranked among team leaders. Added two fumble recoveries and one forced fumble.
• As a true freshman (2021), saw action in 10 games and made seven starts while earning All-ACC honorable mention recognition. Collected 31 tackles and a half tackle for loss while leading the Hurricanes with two interceptions. Missed final two games of season due to injury.
• Majored in sports administration at the University of Miami (Fla.).

### PERSONAL:

• Attended Plantation American Heritage (Fla.) High School as a senior and was a five-star prospect by 247Sports and Rivals. Listed as the No. 19 overall player in the Rivals Top 250 and was ranked the No. 1 safety nationally and the No. 4 player in Florida by Rivals. Was selected to the Under Armour All-America Game and U.S. Army All-American Bowl.
• As a junior at Western High School, recorded 62 tackles, 2.5 tackles for loss, a sack, six interceptions, four passes defended, five forced fumbles, a fumble recovery and an interception returned for a touchdown.
• Also played on the basketball team.
• Son of Maria Gibson.
• Follow Williams on Instagram, X and TikTok at @begreat_20.
• Born James Williams on Feb. 15, 2003 in Opa Locka, Fla.

### REGULAR SEASON COMPARISON: DEFENSIVE - CINCINNATI BENGALS

| | | | | TACKLES | | | | | | | | | MISC | | |
|---|---|---|---|---|---|---|---|---|---|---|---|---|---|---|---|
| DATE | OPP | W/L | GP/GS | TOT | SOLO | ASST | SACK | YDS. | INT | TFL | PD | QBH | TD | FF | FR |
| 12/15/24 | TEN vs. CIN | L | P | 7 | 6 | 1 | 0.0 | 0.0 | 0 | 0 | 0 | 0 | 0 | 0 | 0 |
| TOTALS | | 0/1 | 1/0 | 7 | 6 | 1 | 0.0 | 0.0 | 0 | 0 | 0 | 0 | 0 | 0 | 0 |

## JAMES WILLIAMS SR.'S NFL REGULAR SEASON DEFENSIVE STATISTICS

| | | | | TACKLES | | | | | | | | INTERCEPTIONS | | | | | O. FUMB | | | | ST | | | | |
|---|---|---|---|---|---|---|---|---|---|---|---|---|---|---|---|---|---|---|---|---|---|---|---|---|---|
| DATE | TEAM | GP | GS | TK | S | A | TFL | YDS | SK | YDS | QBP | NO | YDS | LG | TD | PD | FF | FR | TD | YDS | TK | S | A | FF | FR |
| 2024 | Titans | 13 | 1 | 19 | 13 | 6 | 0 | 0 | 0.0 | 0.0 | 0 | 0 | 0 | 0 | 0 | 0 | 0 | 0 | 0 | 0 | 7 | 4 | 3 | 0 | 1 |
| 2025 | Titans | 16 | 1 | 18 | 14 | 4 | 3 | 14 | 1.0 | 11.0 | 3 | 0 | 0 | 0 | 0 | 0 | 0 | 0 | 0 | 0 | 8 | 8 | 0 | 0 | 0 |
| 2026 | Titans | 6 | 0 | 1 | 0 | 1 | 0 | 0 | 0.0 | 0.0 | 0 | 0 | 0 | 0 | 0 | 0 | 0 | 0 | 0 | 0 | 2 | 0 | 2 | 0 | 0 |
| NFL TOTALS | | 35 | 2 | 38 | 27 | 11 | 3 | 14 | 1.0 | 11.0 | 3 | 0 | 0 | 0 | 0 | 0 | 0 | 0 | 0 | 0 | 17 | 12 | 5 | 0 | 1 |

## SINGLE-GAME HIGHS: DEFENSIVE

| | |
|---|---|
| Total Tackles | 9 (vs. Kansas City Chiefs, Dec 21, 2025) |
| Solo Tackles | 8 (vs. Kansas City Chiefs, Dec 21, 2025) |
| Sacks | 1.0 (vs. Kansas City Chiefs, Dec 21, 2025) |
| Tackles For Loss | 1 (3 times, last at Jacksonville Jaguars, Jan 04, 2026) |
| Special Teams Tackles | 3 (at Washington Commanders, Dec 01, 2024) |
| Special Teams Fumble Recoveries | 1 (vs. New England Patriots, Nov 03, 2024) |

## 2024 GAME-BY-GAME REGULAR-SEASON STATISTICS (TITANS)

| | | | TACKLES | | | | | | | | INTERCEPTIONS | | | | | O. FUMB | | | | ST | | | | | | |
|---|---|---|---|---|---|---|---|---|---|---|---|---|---|---|---|---|---|---|---|---|---|---|---|---|---|---|
| DATE | OPPONENT | P/S | TK | S | A | SK | YDS | TFL | YDS | QBP | NO | YDS | LG | TD | PD | FF | FR | TD | YDS | TK | S | A | FF | FR | W/L/T | SCORE |
| 09/08 | at Bears | P | 0 | 0 | 0 | 0.0 | 0.0 | 0 | 0 | 0 | 0 | 0 | 0 | 0 | 0 | 0 | 0 | 0 | 0 | 0 | 0 | 0 | 0 | 0 | L | 17-24 |
| 09/15 | Jets | | | | | | | | | | | INACTIVE | | | | | | | | | | | | | L | 17-24 |
| 09/22 | Packers | | | | | | | | | | | INACTIVE | | | | | | | | | | | | | L | 14-30 |
| 09/30 | at Dolphins | | | | | | | | | | | INACTIVE | | | | | | | | | | | | | W | 31-12 |
| 10/13 | Colts | | | | | | | | | | | INACTIVE | | | | | | | | | | | | | L | 17-20 |
| 10/20 | at Bills | P | 0 | 0 | 0 | 0.0 | 0.0 | 0 | 0 | 0 | 0 | 0 | 0 | 0 | 0 | 0 | 0 | 0 | 0 | 0 | 0 | 0 | 0 | 0 | L | 10-34 |
| 10/27 | at Lions | P | 0 | 0 | 0 | 0.0 | 0.0 | 0 | 0 | 0 | 0 | 0 | 0 | 0 | 0 | 0 | 0 | 0 | 0 | 0 | 0 | 0 | 0 | 0 | L | 14-52 |
| 11/03 | Patriots | P | 0 | 0 | 0 | 0.0 | 0.0 | 0 | 0 | 0 | 0 | 0 | 0 | 0 | 0 | 0 | 0 | 0 | 0 | 1 | 1 | 0 | 0 | 1 | W | 20-17+ |
| 11/10 | at Chargers | P | 0 | 0 | 0 | 0.0 | 0.0 | 0 | 0 | 0 | 0 | 0 | 0 | 0 | 0 | 0 | 0 | 0 | 0 | 0 | 0 | 0 | 0 | 0 | L | 17-27 |
| 11/17 | Vikings | P | 0 | 0 | 0 | 0.0 | 0.0 | 0 | 0 | 0 | 0 | 0 | 0 | 0 | 0 | 0 | 0 | 0 | 0 | 1 | 1 | 0 | 0 | 0 | L | 13-23 |
| 11/24 | at Texans | P | 0 | 0 | 0 | 0.0 | 0.0 | 0 | 0 | 0 | 0 | 0 | 0 | 0 | 0 | 0 | 0 | 0 | 0 | 1 | 0 | 1 | 0 | 0 | W | 32-27 |
| 12/01 | at Commanders | P | 0 | 0 | 0 | 0.0 | 0.0 | 0 | 0 | 0 | 0 | 0 | 0 | 0 | 0 | 0 | 0 | 0 | 0 | 3 | 2 | 1 | 0 | 0 | L | 19-42 |
| 12/08 | Jaguars | P | 0 | 0 | 0 | 0.0 | 0.0 | 0 | 0 | 0 | 0 | 0 | 0 | 0 | 0 | 0 | 0 | 0 | 0 | 0 | 0 | 0 | 0 | 0 | L | 6-10 |
| 12/15 | Bengals | P | 7 | 6 | 1 | 0.0 | 0.0 | 0 | 0 | 0 | 0 | 0 | 0 | 0 | 0 | 0 | 0 | 0 | 0 | 1 | 0 | 1 | 0 | 0 | L | 27-37 |
| 12/22 | at Colts | P | 6 | 4 | 2 | 0.0 | 0.0 | 0 | 0 | 0 | 0 | 0 | 0 | 0 | 0 | 0 | 0 | 0 | 0 | 0 | 0 | 0 | 0 | 0 | L | 30-38 |
| 12/29 | at Jaguars | P | 0 | 0 | 0 | 0.0 | 0.0 | 0 | 0 | 0 | 0 | 0 | 0 | 0 | 0 | 0 | 0 | 0 | 0 | 0 | 0 | 0 | 0 | 0 | L | 13-20 |
| 01/05 | Texans | S | 6 | 3 | 3 | 0.0 | 0.0 | 0 | 0 | 0 | 0 | 0 | 0 | 0 | 0 | 0 | 0 | 0 | 0 | 0 | 0 | 0 | 0 | 0 | L | 14-23 |
| 2024 TOTALS | | 13-1 | 19 | 13 | 6 | 0.0 | 0.0 | 0 | 0 | 0 | 0 | 0 | 0 | 0 | 0 | 0 | 0 | 0 | 0 | 7 | 4 | 3 | 0 | 1 | 3-14 | |

+ - Overtime

## 2025 GAME-BY-GAME REGULAR-SEASON STATISTICS (TITANS)

| | | | TACKLES | | | | | | | | INTERCEPTIONS | | | | | O. FUMB | | | | ST | | | | | | |
|---|---|---|---|---|---|---|---|---|---|---|---|---|---|---|---|---|---|---|---|---|---|---|---|---|---|---|
| DATE | OPPONENT | P/S | TK | S | A | SK | YDS | TFL | YDS | QBP | NO | YDS | LG | TD | PD | FF | FR | TD | YDS | TK | S | A | FF | FR | W/L | SCORE |
| 09/07 | at Broncos | P | 0 | 0 | 0 | 0.0 | 0.0 | 0 | 0 | 0 | 0 | 0 | 0 | 0 | 0 | 0 | 0 | 0 | 0 | 0 | 0 | 0 | 0 | 0 | L | 12-20 |
| 09/14 | Rams | P | 0 | 0 | 0 | 0.0 | 0.0 | 0 | 0 | 0 | 0 | 0 | 0 | 0 | 0 | 0 | 0 | 0 | 0 | 0 | 0 | 0 | 0 | 0 | L | 19-33 |
| 09/21 | Colts | | | | | | | | | | | INACTIVE | | | | | | | | | | | | | L | 20-41 |
| 09/28 | at Texans | P | 0 | 0 | 0 | 0.0 | 0.0 | 0 | 0 | 0 | 0 | 0 | 0 | 0 | 0 | 0 | 0 | 0 | 0 | 0 | 0 | 0 | 0 | 0 | L | 0-26 |
| 10/05 | at Cardinals | P | 0 | 0 | 0 | 0.0 | 0.0 | 0 | 0 | 0 | 0 | 0 | 0 | 0 | 0 | 0 | 0 | 0 | 0 | 2 | 2 | 0 | 0 | 0 | W | 22-21 |
| 10/12 | at Raiders | P | 0 | 0 | 0 | 0.0 | 0.0 | 0 | 0 | 0 | 0 | 0 | 0 | 0 | 0 | 0 | 0 | 0 | 0 | 1 | 1 | 0 | 0 | 0 | L | 10-20 |
| 10/19 | Patriots | P | 0 | 0 | 0 | 0.0 | 0.0 | 0 | 0 | 0 | 0 | 0 | 0 | 0 | 0 | 0 | 0 | 0 | 0 | 0 | 0 | 0 | 0 | 0 | L | 13-31 |
| 10/26 | at Colts | P | 0 | 0 | 0 | 0.0 | 0.0 | 0 | 0 | 0 | 0 | 0 | 0 | 0 | 0 | 0 | 0 | 0 | 0 | 0 | 0 | 0 | 0 | 0 | L | 14-38 |
| 11/02 | Chargers | P | 0 | 0 | 0 | 0.0 | 0.0 | 0 | 0 | 0 | 0 | 0 | 0 | 0 | 0 | 0 | 0 | 0 | 0 | 0 | 0 | 0 | 0 | 0 | L | 20-27 |
| 11/16 | Texans | P | 0 | 0 | 0 | 0.0 | 0.0 | 0 | 0 | 0 | 0 | 0 | 0 | 0 | 0 | 0 | 0 | 0 | 0 | 0 | 0 | 0 | 0 | 0 | L | 13-16 |
| 11/23 | Seahawks | P | 0 | 0 | 0 | 0.0 | 0.0 | 0 | 0 | 0 | 0 | 0 | 0 | 0 | 0 | 0 | 0 | 0 | 0 | 1 | 1 | 0 | 0 | 0 | L | 24-30 |
| 11/30 | Jaguars | P | 0 | 0 | 0 | 0.0 | 0.0 | 0 | 0 | 0 | 0 | 0 | 0 | 0 | 0 | 0 | 0 | 0 | 0 | 0 | 0 | 0 | 0 | 0 | L | 3-25 |
| 12/07 | at Browns | P | 0 | 0 | 0 | 0.0 | 0.0 | 0 | 0 | 0 | 0 | 0 | 0 | 0 | 0 | 0 | 0 | 0 | 0 | 2 | 2 | 0 | 0 | 0 | W | 31-29 |
| 12/14 | at 49ers | P | 4 | 4 | 0 | 0.0 | 0.0 | 1 | 1 | 0 | 0 | 0 | 0 | 0 | 0 | 0 | 0 | 0 | 0 | 0 | 0 | 0 | 0 | 0 | L | 24-37 |
| 12/21 | Chiefs | S | 9 | 8 | 1 | 1.0 | 11.0 | 1 | 11 | 2 | 0 | 0 | 0 | 0 | 0 | 0 | 0 | 0 | 0 | 0 | 0 | 0 | 0 | 0 | W | 26-9 |
| 12/28 | Saints | P | 0 | 0 | 0 | 0.0 | 0.0 | 0 | 0 | 0 | 0 | 0 | 0 | 0 | 0 | 0 | 0 | 0 | 0 | 2 | 2 | 0 | 0 | 0 | L | 26-34 |
| 01/04 | at Jaguars | P | 5 | 2 | 3 | 0.0 | 0.0 | 1 | 2 | 1 | 0 | 0 | 0 | 0 | 0 | 0 | 0 | 0 | 0 | 0 | 0 | 0 | 0 | 0 | L | 7-41 |
| 2025 TOTALS | | 16-1 | 18 | 14 | 4 | 1.0 | 11.0 | 3 | 14 | 3 | 0 | 0 | 0 | 0 | 0 | 0 | 0 | 0 | 0 | 8 | 8 | 0 | 0 | 0 | 3-14 | |

## 2026 GAME-BY-GAME REGULAR-SEASON STATISTICS (TITANS)

| | | | TACKLES | | | | | | | | INTERCEPTIONS | | | | | O. FUMB | | | | ST | | | | | | |
|---|---|---|---|---|---|---|---|---|---|---|---|---|---|---|---|---|---|---|---|---|---|---|---|---|---|---|
| DATE | OPPONENT | P/S | TK | S | A | SK | YDS | TFL | YDS | QBP | NO | YDS | LG | TD | PD | FF | FR | TD | YDS | TK | S | A | FF | FR | W/L | SCORE |
| 09/13 | Jets | P | 1 | 0 | 1 | 0.0 | 0.0 | 0 | 0 | 0 | 0 | 0 | 0 | 0 | 0 | 0 | 0 | 0 | 0 | 0 | 0 | 0 | 0 | 0 | L | 10-23 |
| 09/20 | Eagles | | | | | | | | | | | INACTIVE | | | | | | | | | | | | | L | 20-24 |
| 09/27 | at Giants | P | 0 | 0 | 0 | 0.0 | 0.0 | 0 | 0 | 0 | 0 | 0 | 0 | 0 | 0 | 0 | 0 | 0 | 0 | 0 | 0 | 0 | 0 | 0 | L | 7-12 |
| 10/04 | at Ravens | P | 0 | 0 | 0 | 0.0 | 0.0 | 0 | 0 | 0 | 0 | 0 | 0 | 0 | 0 | 0 | 0 | 0 | 0 | 0 | 0 | 0 | 0 | 0 | L | 18-24 |
| 10/11 | Texans | P | 0 | 0 | 0 | 0.0 | 0.0 | 0 | 0 | 0 | 0 | 0 | 0 | 0 | 0 | 0 | 0 | 0 | 0 | 0 | 0 | 0 | 0 | 0 | L | 3-26 |
| 10/18 | at Colts | P | 0 | 0 | 0 | 0.0 | 0.0 | 0 | 0 | 0 | 0 | 0 | 0 | 0 | 0 | 0 | 0 | 0 | 0 | 1 | 0 | 1 | 0 | 0 | W | 26-20 |
| 10/25 | Browns | P | 0 | 0 | 0 | 0.0 | 0.0 | 0 | 0 | 0 | 0 | 0 | 0 | 0 | 0 | 0 | 0 | 0 | 0 | 1 | 0 | 1 | 0 | 0 | L | 24-27 |
| **2026 TOTALS** | | **6-0** | **1** | **0** | **1** | **0.0** | **0.0** | **0** | **0** | **0** | **0** | **0** | **0** | **0** | **0** | **0** | **0** | **0** | **0** | **2** | **0** | **2** | **0** | **0** | **1-6** | |

# KEVIN WINSTON JR.

**SAFETY ★ 6'2" ★ 213 LBS**

**COLLEGE:** PENN STATE ★ **HOMETOWN:** COLUMBIA, MD.
**NFL EXPERIENCE (NFL/TITANS):** 2/2 ★ **ACQUIRED:** D3-'25
**GAMES PLAYED/GAMES STARTED:** 15/11(Playoffs: 0/0)

23

**PRO:** The Titans selected Kevin Winston Jr. in the third round of the 2025 NFL Draft. The 6-foot-2-inch, 213-pounder is an athletic defensive back that prides himself on his physical play style and unmatched work ethic. As a rookie, Winston worked his way into a starting safety role while recording 32 tackles, a sack, five quarterback pressures, four stops for loss and two passes defensed in 10 games played. Prior to the NFL, Winston played three seasons at Penn State, amassing 90 tackles, an interception, 3.5 stops for loss, a forced fumble and five passes defensed.

## TITANS TIDBITS:

• Winston Jr. went to high school with both of former Titans safety Kevin Byard's younger brothers.

## CAREER TRANSACTIONS:

• The Columbia, Md., native was selected by the Titans in the third round (82nd overall) of the 2025 NFL Draft.

## SEASON RECAPS:

**2026 (5/5 - Tennessee):** Ranks third on the team with 43 tackles. Has led the team in tackles once in 2026 (vs. CLE).
• Against N.Y. Jets (9/13), started at safety and tied for second on the team with a career-high tying 10 tackles to go along with a quarterback pressure.
• Against Philadelphia (9/20), started at safety and compiled eight tackles.
• At N.Y. Giants (9/27), started at safety and notched four tackles with a forced fumble. Forced a Cam Skattebo fumble but the ball went out of bounds early in the third quarter.
• At Baltimore (10/4), started at safety and recorded seven tackles.
• Against Houston (10/11), suited up but did not see action.
• At Indianapolis (10/18), was inactive.
• Against Cleveland (10/25), returned to the lineup as a starter at safety and led the team with a career-best 14 tackles.

**2025 (10/6):** Played in 10 games with six starts at safety as a rookie and registered 32 tackles, a sack, five quarterback pressures, four stops for loss and two passes defensed. Collected two special teams tackles. Was inactive for the first four contests of the season. Placed on injured reserve on Dec. 16 and missed the final three games of the season. Led the team in tackles once in 2025 (vs. SEA). Tied for the team lead in sacks once in 2025 (vs. JAX). Tied for the team lead in special teams tackles once in 2025 (vs. NE). Made his NFL debut at Arizona (10/5).
• At Arizona (10/5), saw action on special teams in his first career NFL contest.
• Against L.A. Chargers (11/2), made his first career NFL start at safety and posted two tackles with a quarterback pressure.
• Against Houston (11/16), started at safety and collected five tackles with a quarterback pressure. Posted a special teams stop on coverage units.
• Against Seattle (11/23), started at safety and led the team with 10 tackles, including a stop for loss. His 10 stops were the most tackles in a game by a Titans rookie safety since the start of the 2000 season.
• Against Jacksonville (11/30), started at safety and registered eight tackles, including his first career sack and a quarterback pressure. His 18 total tackles from Week 12 to Week 13 were the most by a Titans rookie safety over any two-game span since the beginning of the 2000 season. Dropped Trevor Lawrence for a 10-yard sack early in the first quarter.
• At Cleveland (12/7), started at safety and amassed five tackles, including two stops for loss, two passes defensed and a quarterback pressure. Combined with Sebastian Joseph-Day to stuff Judkins for a one-yard loss on a first-and-goal rush late in the first stanza. Defended a pass intended for Dylan Sampson in the red zone late in the fourth quarter.

## COLLEGE:

• Played in 28 games with 15 starts over parts of three seasons at Penn State (2022-24) and recorded 90 total tackles, an interception, 3.5 stops for loss, a forced fumble and five passes defensed. Only played in three contests as a junior after suffering a season-ending injury.
• As a junior (2024), played in three games with two starts and amassed 13 tackles with a forced fumble before suffering a season-ending injury.
• As a sophomore (2023), started all 13 games at safety and posted a team-high 61 tackles, 2.5 tackles for loss, two fumble recoveries, an interception and five pass breakups.
• As a true freshman (2022), appeared in 12 games and collected 16 tackles with a stop for loss.
• Majored in communications at Penn State.

## PERSONAL:

• Attended DeMatha (Hyattsville, Md.) Catholic High School and was a four-year letterwinner, two-time team captain and two-time team MVP.
• As a senior (2021), named the All-Met State Defensive Player of the Year and a first-team All-WCAC selection. Tallied 50 tackles, three interceptions, 10 pass breakups and a fumble recovery for a touchdown. Added two field goal blocks and five touchdowns.
• Rated a four-star prospect by 247Sports, On3 and Rivals.
• Also ran track in high school.
• Son of Kevin and Natasha Winston. Has a sister, Khloe.
• His father, Kevin, played football at James Madison University for four seasons.
• Follow Winston Jr. on Instagram at @kevinwinstonjr and on X at @kevinwinstonjr1.
• Born Kevin Dwayne Winston Jr. on Dec. 2, 2003 in Cheverly, Md.

**KEVIN WINSTON JR.'S NFL REGULAR SEASON DEFENSIVE STATISTICS**

| | | | | TACKLES | | | | | | | | INTERCEPTIONS | | | | | O. FUMB | | | | ST | | | | |
|---|---|---|---|---|---|---|---|---|---|---|---|---|---|---|---|---|---|---|---|---|---|---|---|---|---|
| DATE | TEAM | GP | GS | TK | S | A | TFL | YDS | SK | YDS | QBP | NO | YDS | LG | TD | PD | FF | FR | TD | YDS | TK | S | A | FF | FR |
| 2025 | Titans | 10 | 6 | 32 | 20 | 12 | 4 | 19 | 1.0 | 10.0 | 5 | 0 | 0 | 0 | 0 | 2 | 0 | 0 | 0 | 0 | 2 | 1 | 1 | 0 | 0 |
| 2026 | Titans | 5 | 5 | 43 | 24 | 19 | 0 | 0 | 0.0 | 0.0 | 1 | 0 | 0 | 0 | 0 | 0 | 1 | 0 | 0 | 0 | 0 | 0 | 0 | 0 | 0 |
| NFL TOTALS | | 15 | 11 | 75 | 44 | 31 | 4 | 19 | 1.0 | 10.0 | 6 | 0 | 0 | 0 | 0 | 2 | 1 | 0 | 0 | 0 | 2 | 1 | 1 | 0 | 0 |

## SINGLE-GAME HIGHS: DEFENSIVE

| | |
|---|---|
| **Total Tackles** | 14 (vs. Cleveland Browns, Oct 25, 2026) |
| **Solo Tackles** | 8 (vs. Cleveland Browns, Oct 25, 2026) |
| **Sacks** | 1.0 (vs. Jacksonville Jaguars, Nov 30, 2025) |
| **Passes Defensed** | 2 (at Cleveland Browns, Dec 07, 2025) |
| **Forced Fumbles** | 1 (at New York Giants, Sep 27, 2026) |
| **Tackles For Loss** | 2 (at Cleveland Browns, Dec 07, 2025) |
| **Special Teams Tackles** | 1 (2 times, last vs. Houston Texans, Nov 16, 2025) |

## 2025 GAME-BY-GAME REGULAR-SEASON STATISTICS (TITANS)

| | | | TACKLES | | | | | | | | INTERCEPTIONS | | | | | O. FUMB | | | | ST | | | | | | |
|---|---|---|---|---|---|---|---|---|---|---|---|---|---|---|---|---|---|---|---|---|---|---|---|---|---|---|
| DATE | OPPONENT | P/S | TK | S | A | SK | YDS | TFL | YDS | QBP | NO | YDS | LG | TD | PD | FF | FR | TD | YDS | TK | S | A | FF | FR | W/L | SCORE |
| 09/07 | at Broncos | | | | | | | | | | INACTIVE | | | | | | | | | | | | | | L | 12-20 |
| 09/14 | Rams | | | | | | | | | | INACTIVE | | | | | | | | | | | | | | L | 19-33 |
| 09/21 | Colts | | | | | | | | | | INACTIVE | | | | | | | | | | | | | | L | 20-41 |
| 09/28 | at Texans | | | | | | | | | | INACTIVE | | | | | | | | | | | | | | L | 0-26 |
| 10/05 | at Cardinals | P | 0 | 0 | 0 | 0.0 | 0.0 | 0 | 0 | 0 | 0 | 0 | 0 | 0 | 0 | 0 | 0 | 0 | 0 | 0 | 0 | 0 | 0 | 0 | W | 22-21 |
| 10/12 | at Raiders | P | 0 | 0 | 0 | 0.0 | 0.0 | 0 | 0 | 0 | 0 | 0 | 0 | 0 | 0 | 0 | 0 | 0 | 0 | 0 | 0 | 0 | 0 | 0 | L | 10-20 |
| 10/19 | Patriots | P | 0 | 0 | 0 | 0.0 | 0.0 | 0 | 0 | 1 | 0 | 0 | 0 | 0 | 0 | 0 | 0 | 0 | 0 | 1 | 1 | 0 | 0 | 0 | L | 13-31 |
| 10/26 | at Colts | P | 1 | 1 | 0 | 0.0 | 0.0 | 0 | 0 | 0 | 0 | 0 | 0 | 0 | 0 | 0 | 0 | 0 | 0 | 0 | 0 | 0 | 0 | 0 | L | 14-38 |
| 11/02 | Chargers | S | 2 | 1 | 1 | 0.0 | 0.0 | 0 | 0 | 1 | 0 | 0 | 0 | 0 | 0 | 0 | 0 | 0 | 0 | 0 | 0 | 0 | 0 | 0 | L | 20-27 |
| 11/16 | Texans | S | 5 | 2 | 3 | 0.0 | 0.0 | 0 | 0 | 1 | 0 | 0 | 0 | 0 | 0 | 0 | 0 | 0 | 0 | 1 | 0 | 1 | 0 | 0 | L | 13-16 |
| 11/23 | Seahawks | S | 10 | 6 | 4 | 0.0 | 0.0 | 1 | 4 | 0 | 0 | 0 | 0 | 0 | 0 | 0 | 0 | 0 | 0 | 0 | 0 | 0 | 0 | 0 | L | 24-30 |
| 11/30 | Jaguars | S | 8 | 5 | 3 | 1.0 | 10.0 | 1 | 10 | 1 | 0 | 0 | 0 | 0 | 0 | 0 | 0 | 0 | 0 | 0 | 0 | 0 | 0 | 0 | L | 3-25 |
| 12/07 | at Browns | S | 5 | 4 | 1 | 0.0 | 0.0 | 2 | 5 | 1 | 0 | 0 | 0 | 0 | 2 | 0 | 0 | 0 | 0 | 0 | 0 | 0 | 0 | 0 | W | 31-29 |
| 12/14 | at 49ers | S | 1 | 1 | 0 | 0.0 | 0.0 | 0 | 0 | 0 | 0 | 0 | 0 | 0 | 0 | 0 | 0 | 0 | 0 | 0 | 0 | 0 | 0 | 0 | L | 24-37 |
| 12/21 | Chiefs | | | | | | | | | | DID NOT PLAY | | | | | | | | | | | | | | W | 26-9 |
| 12/28 | Saints | | | | | | | | | | INJURED RESERVE | | | | | | | | | | | | | | L | 26-34 |
| 01/04 | at Jaguars | | | | | | | | | | INJURED RESERVE | | | | | | | | | | | | | | L | 7-41 |
| **2025 TOTALS** | | **10-6** | **32** | **20** | **12** | **1.0** | **10.0** | **4** | **19** | **5** | **0** | **0** | **0** | **0** | **2** | **0** | **0** | **0** | **0** | **2** | **1** | **1** | **0** | **0** | **3-14** | |

## 2026 GAME-BY-GAME REGULAR-SEASON STATISTICS (TITANS)

| | | | TACKLES | | | | | | | | INTERCEPTIONS | | | | | O. FUMB | | | | ST | | | | | | |
|---|---|---|---|---|---|---|---|---|---|---|---|---|---|---|---|---|---|---|---|---|---|---|---|---|---|---|
| DATE | OPPONENT | P/S | TK | S | A | SK | YDS | TFL | YDS | QBP | NO | YDS | LG | TD | PD | FF | FR | TD | YDS | TK | S | A | FF | FR | W/L | SCORE |
| 09/13 | Jets | S | 10 | 4 | 6 | 0.0 | 0.0 | 0 | 0 | 1 | 0 | 0 | 0 | 0 | 0 | 0 | 0 | 0 | 0 | 0 | 0 | 0 | 0 | 0 | L | 10-23 |
| 09/20 | Eagles | S | 8 | 5 | 3 | 0.0 | 0.0 | 0 | 0 | 0 | 0 | 0 | 0 | 0 | 0 | 0 | 0 | 0 | 0 | 0 | 0 | 0 | 0 | 0 | L | 20-24 |
| 09/27 | at Giants | S | 4 | 3 | 1 | 0.0 | 0.0 | 0 | 0 | 0 | 0 | 0 | 0 | 0 | 0 | 1 | 0 | 0 | 0 | 0 | 0 | 0 | 0 | 0 | L | 7-12 |
| 10/04 | at Ravens | S | 7 | 4 | 3 | 0.0 | 0.0 | 0 | 0 | 0 | 0 | 0 | 0 | 0 | 0 | 0 | 0 | 0 | 0 | 0 | 0 | 0 | 0 | 0 | L | 18-24 |
| 10/11 | Texans | | | | | | | | | | DID NOT PLAY | | | | | | | | | | | | | | L | 3-26 |
| 10/18 | at Colts | | | | | | | | | | INACTIVE | | | | | | | | | | | | | | W | 26-20 |
| 10/25 | Browns | S | 14 | 8 | 6 | 0.0 | 0.0 | 0 | 0 | 0 | 0 | 0 | 0 | 0 | 0 | 0 | 0 | 0 | 0 | 0 | 0 | 0 | 0 | 0 | L | 24-27 |
| **2026 TOTALS** | | **5-5** | **43** | **24** | **19** | **0.0** | **0.0** | **0** | **0** | **1** | **0** | **0** | **0** | **0** | **0** | **1** | **0** | **0** | **0** | **0** | **0** | **0** | **0** | **0** | **1-6** | |