



TENNESSEE TITANS

2022 SEASON IN REVIEW





TENNESSEE TITANS

PRESS RELEASE

ASCENSION SAINT THOMAS SPORTS PARK | 460 Great Circle Road | Nashville, TN 37228 | 615-565-4100 | TennesseeTitans.com | @Titans

ROBBIE BOHREN Vice President of Football Communications | DWIGHT SPRADLIN Director of Media Relations
JARED PUFFER Media Relations Manager | KIM SMITH Media Relations Coordinator

FOR IMMEDIATE RELEASE

FEBRUARY 27, 2023

TENNESSEE TITANS SEASON REVIEW

NASHVILLE — The Tennessee Titans enter 2023 with one of the winningest head coaches in franchise history in place and new leadership arriving in the front office. In January, controlling owner **Amy Adams Strunk** hired general manager **Ran Carthon** to collaborate with **Mike Vrabel**, who enters his sixth season as the franchise's head coach. The work is already underway as the NFL Scouting Combine, free agency, the NFL Draft and the players' offseason workout program approach.

Vrabel, the 2021 Associated Press NFL Coach of the Year, already ranks third in franchise history among head coaches with 50 career wins, including the regular season and playoffs. He trails only **Jeff Fisher** (147) and **Bum Phillips** (59). No head coach in team annals has won more games in his first five full seasons than Vrabel, who joined the team in 2018. He is charged with getting the Titans back to the playoffs after a three-year postseason run came to an end with a 7-10 finish in 2022.

Carthon became the 14th general manager in Titans/Oilers history after spending the past six seasons with the San Francisco 49ers, including the last two years as the team's director of player personnel. He joined the 49ers when head coach **Kyle Shanahan** and general manager **John Lynch** took over in 2017 and since then played a part in the team's three playoff appearances, two division titles and an NFC championship in 2019. Carthon's resume also includes time with the St. Louis/Los Angeles Rams (2012-16) and Atlanta Falcons (2008-11). The former Florida Gator also spent three years as a running back in the NFL, primarily with the Indianapolis Colts (2004-06).

On March 15, the NFL's 2023 League Year begins. The date marks the beginning of unrestricted free agency for players whose contracts have expired, the start of the NFL's trading period, and the requirement to be under the league's 2023 salary cap. Carthon will have his first window to oversee significant additions to the roster.

In the meantime, scouting efforts related to the NFL Draft will be in full swing. The Titans currently own six total picks and the 11th overall selection in the draft, scheduled for April 27-29 in Kansas City, Mo. The process leading up to the draft includes the NFL Scouting Combine in Indianapolis (Feb. 28 to March 6), college pro days and prospect visits to Ascension Saint Thomas Sports Park.

Vrabel and his coaching staff will get their first up-close interaction with new and returning veterans when the offseason program begins in mid-April. Clubs are allowed to conduct a voluntary nine-week offseason program in three phases and may hold a mandatory minicamp during phase three, which is a four-week period that also includes a maximum of 10 days of organized team practice activity (OTAs). The offseason program concludes in June.

The coaching staff itself features several newcomers and others who are moving into different roles. At offensive coordinator, Vrabel promoted **Tim Kelly**, who initially joined the club in 2022 as passing game coordinator. Kelly previously spent three seasons as offensive coordinator for the Houston Texans. Additions and changes to the primary position coaches on offense include new pass game coordinator/quarterbacks coach **Charles London** (from the Atlanta Falcons), run game coordinator/running backs coach **Justin Outten** (Denver Broncos), tight ends coach **Tony Dews** (from running backs coach) and offensive line coach **Jason Houghtaling** (offensive line assistant).

On the other side of the ball, **Shane Bowen** returns for his third season as

2022 TITANS SCHEDULE AND RESULTS

REGULAR SEASON (7-10)

Day	Date	Opponent	Result	Score
Sun	9/11	N.Y. GIANTS	L	20-21
Mon	9/19	at Buffalo	L	7-41
Sun	9/25	LAS VEGAS	W	24-22
Sun	10/2	at Indianapolis	W	24-17
Sun	10/9	at Washington	W	21-17
Sun	10/16	BYE		
Sun	10/23	INDIANAPOLIS	W	19-10
Sun	10/30	at Houston	W	17-10
Sun	11/6	at Kansas City	L (OT)	17-20
Sun	11/13	DENVER	W	17-10
Thu	11/17	at Green Bay	W	27-17
Sun	11/27	CINCINNATI	L	16-20
Sun	12/4	at Philadelphia	L	10-35
Sun	12/11	JACKSONVILLE	L	22-36
Sun	12/18	at L.A. Chargers	L	14-17
Sat	12/24	HOUSTON	L	14-19
Thu	12/29	DALLAS	L	13-27
Sat	1/7	at Jacksonville	L	16-20

2022 AFC SOUTH STANDINGS

TEAM	W	L	T	PCT	CONF	DIV
y-Jacksonville Jaguars	9	8	0	.529	8-4-0	4-2-0
Tennessee Titans	7	10	0	.412	5-7-0	3-3-0
Indianapolis Colts	4	12	1	.265	4-7-1	1-4-1
Houston Texans	3	13	1	.206	3-8-1	3-2-1

y - clinched division

defensive coordinator. Changes for 2023 include **Chris Harris** (Washington Commanders) as defensive pass game coordinator/cornerbacks coach, while defensive line coach **Terrell Williams** returns with the added title of assistant head coach—defense.

QUICK CLICKS

[Titans Information](#)

[Latest News](#)

[The Stadium Project](#)

[Titans 2022 Media Guide](#)

[Titans Tickets](#)

[Titans in the Community](#)

[Nissan Stadium Information](#)

[Titans Podcasts](#)

NOTEWORTHY IN 2022

HEAD COACH MIKE VRABEL

- With a 50-37 career record (including playoffs), he moved into third place in franchise history in career wins behind only **Jeff Fisher** (147) and **Bum Phillips** (59).
- Won more total games (50) than any other head coach in franchise history over his first five full seasons.
- His .575 winning percentage ranks second in franchise history among coaches who spent more than two seasons with the team. Only Phillips (.608) has fared better than Vrabel.

S ANDREW ADAMS

- Registered a career-high 60 tackles and added an interception for a touchdown in his first season with the Titans.

OLB DENICO AUTRY

- From 2021 to 2022, he led the Titans with 17 total sacks, which was the highest sack total of Autry's career spanning any two-year period.
- Although injuries limited him to 12 games in 2022 (eight starts), he led the defense with eight sacks and a career-high 45 quarterback pressures.
- From 2014 to 2022, he recorded a league-high total of 10 blocked kicks, including three blocked field goals, six blocked extra points (one in 2022) and one blocked punt.

CB TRE AVERY

- Led the team with nine passes defended as an undrafted rookie.
- Ranked sixth in the NFL among rookies with nine passes defended.

G/C AARON BREWER

- Started every game for the first time in his career—15 starts at left guard and two starts at center.

K RANDY BULLOCK

- Made 17 of 20 field goals (85.0 percent), and he also made all 28 of his extra point attempts.
- Named AFC Special Teams Player of the Week for Week 7.

WR TREYLON BURKS

- Totaled 33 receptions for 444 yards and one touchdown in 11 games. Among NFL rookies in 2022, Burks' 444 receiving yards placed ninth.

S KEVIN BYARD

- Led the Titans with four interceptions and 106 tackles.
- Recorded his fifth total season (2017-19, 2021-22) and second consecutive season in which he led the squad in interceptions, and it was his third straight campaign (2020-22) leading the defense in tackles. Prior to 2021, no previous Titans/Oilers player had led the team in both interceptions and tackles in a single season, and Byard accomplished the feat in consecutive seasons from 2021 to 2022.



- Moved into a tie for fourth place in franchise history with 27 career interceptions, which is the most for the franchise in its "Titans era," which began in 1999. Only former Oilers **Jim Norton** (45), **Cris Dishman** (31) and **Fred Glick** (30) have totaled more interceptions than Byard, who tied **Tony Banfield**, **W.K. Hicks** and **Darryll Lewis**.
- Over a six-year period from 2017 through 2022, Byard's 27 interceptions led all NFL safeties. The only player with more interceptions in that time was Miami Dolphins cornerback **Xavien Howard**, who had 28.
- Recorded his seventh consecutive season to begin his career without missing a game, totaling 114 games in the regular season and seven postseason games.
- His active streak of 105 consecutive starts in the regular season trails only New England's **Devin McCourty** (115) among NFL defenders.
- Voted by the Nashville chapter of the Pro Football Writers of America as the first recipient of the Eddie George Good Guy Award.

LB DYLAN COLE

- Set career highs with 15 games played, eight starts and 51 tackles.
- Finished second on the team with a career-best 14 special teams tackles.

LS MORGAN COX

- Named to his fifth career Pro Bowl.
- Handled all of the team's long snapping duties for the second consecutive season.

OLB BUD DUPREE

- Ranked fifth on the defense with four sacks, notching his seventh career season with at least four sacks.

CB KRISTIAN FULTON

- Set a career high with 48 tackles and added one interception.
- His five passes defended gave him 20 for his career, which ranked second on the team from 2020 to 2022 behind only **Kevin Byard** (26).

RB HASSAN HASKINS

- Led the team with 414 kickoff return yards on 19 attempts and placed third on the squad with 13 special teams tackles.
- His 13 special teams tackles ranked second among all NFL rookies (14 by New England's Brenden Schooler) and led all NFL players whose primary position is on offense.

RB DERRICK HENRY

- Named to his third career Pro Bowl in 2022.
- Won the Titans Walter Payton Man of the Year Award for the second consecutive season.
- Moved into first place in franchise history in career rushing touchdowns (78) and total touchdowns (81).

NOTEWORTHY IN 2022

- Ranks third in franchise history with 8,335 career rushing yards behind only **Eddie George** (10,009) and **Earl Campbell** (8,574).
- Finished second in the NFL in 2022 with 1,538 rushing yards, which was the sixth-best single-season total in franchise history.
- His nine 100-yard rushing games in 2022 ranked fifth in team annals.
- Leads the NFL in rushing yards (8,335) and rushing touchdowns (78) since entering the NFL in 2016.
- Recorded his sixth career 200-yard rushing game at Houston (Oct. 30) to tie **O.J. Simpson** and **Adrian Peterson** for the most in NFL history. His six career games with at least 200 rushing yards and at least two rushing touchdowns leads the NFL since 1950, ahead of **LaDainian Tomlinson** (three), **Barry Sanders** (three) and **Jim Brown** (three).
- Won the AFC Offensive Player of the Month Award for October.
- Named AFC Offensive Player of the Week for Week 8.

RB DONTRELL HILLIARD

- Set career highs with 21 receptions, 177 receiving yards and four touchdown catches, the latter of which led the team.

S AMANI HOOKER

- Totals included 46 tackles, one interception, three passes defended, one forced fumble and one fumble recovery in nine games.
- Joined **Kristian Fulton** as the team's only defenders in 2022 with at least one interception, one forced fumble and one fumble recovery.

TE AUSTIN HOOPER

- His 41 receptions ranked second on the team, and his 444 receiving yards tied for third.
- From Week 9 to Week 18, his 31 receptions tied for the eighth-highest total in the NFL among tight ends.
- Ranks fourth in the NFL with 339 receptions since the beginning of the 2016 season. Only **Travis Kelce**, **Zach Ertz** and **George Kittle** have more catches than him during that span.

C BEN JONES

- Named to his first career Pro Bowl.
- Appeared in 172 of 178 possible games since 2012 with 151 starts. No NFL offensive lineman appeared in more games, and only guard Kevin Zeitler (166), center Jason Kelce (160) and tackle Duane Brown (155) started more games than Jones on the offensive line than Jones during that span.
- Started 108 games at center for the Titans from 2016 through 2022. During that time, the Titans ranked second in the NFL in rushing offense, averaging 135.9 rushing yards per game.
- During the franchise's "Titans era," beginning in 1999, Jones' 108 starts rank eighth for the club among all positions. Among Titans offensive linemen, he ranks fourth behind only **Michael Roos** (148), **Benji Olson** (139) and **David Stewart** (116).

LB JOE JONES

- Set a career high and led the Titans with 16 special teams tackles.
- Tied Washington's **Jeremy Reaves** and Jacksonville's **Caleb Johnson** for the second-highest total of special teams tackles in the NFL behind San Francisco's **George Odum** (21).

DB JOSHUA KALU

- Set career highs with 16 games played, five starts, 38 tackles, one interception, five passes defended, one quarterback pressure and one tackle for loss.

T TAYLOR LEWAN

- Appeared in 105 games with 100 starts at left tackle from 2014 to 2022. During the franchise's "Titans era," beginning in 1999, Lewan's 100 starts ranked 11th for the club among all positions. Among Titans

offensive linemen, only **Michael Roos** (148), **Benji Olson** (139), **David Stewart** (116), **Ben Jones** (108) and **Brad Hopkins** (101) had more starts than Lewan from 1999 through 2022.

ILB DAVID LONG JR.

- Set a career high with 12 starts.
- His 86 tackles ranked second on the team and set a career high.
- Joined Green Bay's **De'Vondre Campbell** as the NFL's only linebackers from 2021 to 2022 to have at least 75 tackles and two interceptions in each season.

CB ROGER McCREARY

- One of three players on the team to start all 17 games (**Kevin Byard**, **Aaron Brewer**).
- Became the first Titans rookie cornerback since **Adoree' Jackson** in 2017 to start every game. Only two other rookie cornerbacks in the NFL—Seattle's **Tariq Woolen** and the New York Jets' **Sauce Gardner**—started all 17 games in 2022.
- Finished third on the Titans defense with 85 tackles, ranked second on the defense with eight passes defended, and added one interception.

TE CHIG OKONKWO

- Established a new record for franchise rookie tight ends with 450 receiving yards, surpassing **Ben Troupe's** 329 yards in 2004. He led all NFL rookie tight ends in receiving yards.
- With 32 receptions, he tied **Chris Dressel** (32 receptions in 1983) for the third-best reception total among all Titans/Oilers rookie tight ends, trailing only **Bo Scaife** (37 in 2005) and Troupe (33 in 2004). His 32 receptions ranked fourth among NFL rookie tight ends.
- Became the second rookie tight end in franchise history with three or more touchdown catches, joining Dressel (four in 1983). His three touchdown catches tied for the NFL lead among rookie tight ends (**Isaiah Likely** and **Jelani Woods**).
- Named to the Pro Football Writers of America All-Rookie team.

T NICHOLAS PETIT-FRERE

- Started 16 games at right tackle to join **Michael Roos** (2005), **Chance Warmack** (2013) and **Jack Conklin** (2016) as the only offensive linemen in the franchise's "Titans era" (1999–present) to start at least 16 games as a rookie.

DT JEFFERY SIMMONS

- Named to his second career Pro Bowl.
- Named second-team AP All-Pro.
- During his first four seasons (2019–22), Simmons' 21 sacks ranked second on the defense behind only **Harold Landry III** (26.5).
- In 2022, he anchored a unit that ranked first in the NFL in rushing defense (76.9 opponent rushing yards per game).
- Posted 7.5 sacks and 43 quarterback pressures and added a career-high seven passes defended, which tied for the fourth-best mark among all NFL defensive linemen. Simmons and Arizona's **J.J. Watt** were the NFL's only players in 2022 with at least seven sacks and seven passes defended.

P RYAN STONEHOUSE

- Averaged 53.10 yards per punt (gross average) to break **Sammy Baugh's** single-season NFL record of 51.40 yards per punt, which was established in 1940. He also surpassed **Brett Kern's** franchise record of 49.7 yards per punt in 2017.
- His 44.03-yard net average established a new NFL record for the highest net average by a rookie punter, snapping the mark set by Indianapolis' **Rigoberto Sanchez** (42.64 in 2017). Stonehouse finished fourth in the NFL in net punting among all players in 2022. In franchise history, his net average ranked second for a single season, trailing only Kern's 44.6 net average in 2017.

NOTEWORTHY IN 2022

- Stonehouse's 90 punts in 2022 made up the NFL's second-highest total. Only Denver's Corliss Waitman (96) had more.
- Named second-team AP All-Pro.
- Named to the Pro Football Writers of America All-Rookie team.
- Won the AFC Special Teams Player of the Month Award for October.
- Named AFC Special Teams Player of the Week for Week 10.

QB RYAN TANNEHILL

- Ranks first in franchise history in career passer rating (100.5) and completion percentage (66.9). He ranks fifth in career passing touchdowns (89) and sixth in passing yards (12,831).
- Ranks eighth in the NFL since 2019 with a .655 winning percentage as a starting quarterback (minimum 25 starts).
- Won 36 games as a starting quarterback during the regular season since arriving in Tennessee in 2019. His win total is the fifth-highest figure in franchise history and more than any other Titans/Oilers player in his first four years with the club.
- Since the week of Tannehill's first start in a Titans uniform (Oct. 20, 2019) through the conclusion of 2022, Tannehill's 100.7 passer rating ranked fourth in the NFL behind only **Aaron Rodgers** (106.0), **Patrick Mahomes** (103.3) and **Jimmy Garoppolo** (100.8).

NT TEAIR TART

- Recorded a career-high 16 starts and also established career-best totals with 34 tackles, 1.5 sacks, 22 quarterback pressures, five tackles for loss, one interception, six passes defended and one fumble recovery.

DL DeMARCUS WALKER

- Appeared in every game with a career-high six starts in his first season in Tennessee.
- Established career highs with 32 tackles, seven sacks, 29 quarterback pressures and a team-high 10 tackles for loss.

OLB RASHAD WEAVER

- Ranked fourth on the defense with 5.5 sacks, while his 39 quarterback pressures ranked third.

WR NICK WESTBROOK-IKHINE

- From 2021 to 2022, he led the Titans in receiving yards (873) and touchdown catches (seven), and his 63 receptions in that time tied for first place.
- Recorded a career-high 13 starts in 2022, posting 25 catches for 397 yards and three touchdowns.

WR ROBERT WOODS

- Returned from a season-ending knee injury in 2021 to play in all 17 games with 15 starts during his first season in Tennessee.
- Led the Titans with 53 receptions and 527 receiving yards while adding a pair of touchdowns.
- Recorded his 10th consecutive season with at least 500 receiving yards, which tied **DeAndre Hopkins** for the longest active streak in the NFL at the end of 2022.
- Voted by his teammates as the recipient of the Ed Block Courage Award.

KEY NUMBERS

17.0

Team-leading sacks by **Denico Autry** from 2021 to 2022. His eight sacks in 2022 also led the squad.

21.0

Career sacks by defensive tackle **Jeffery Simmons**, including 7.5 sacks in 2022.

27

Interceptions from 2017 to 2022 by Titans safety **Kevin Byard**, who ranked first among safeties and second in the NFL in that time period behind **Xavien Howard** (28).

34.2

Third-down percentage allowed by the Titans defense in 2022, which ranked third in the NFL. Opponents converted 77 third downs on 225 attempts.

50

Total wins, including playoffs, by **Mike Vrabel** as a head coach. He passed **Jack Pardee** (44-35) for the third-highest win total in franchise history.

53.1

Gross punting average in 2022 by Titans rookie **Ryan Stonehouse**, who led the NFL in the category and broke **Sammy Baugh's** 82-year-old NFL record (51.4) for gross punting average in a season.

76.9

Rushing yards per game allowed by the Titans defense in 2022. The Titans ranked first in the NFL in the category and finished with the second-best rushing defense in franchise history behind the 1960 Oilers (73.4).

81

Total career touchdowns by **Derrick Henry**, who broke **Eddie George's** previous franchise record (74) in Week 8.

86

Number of players who appeared in at least one game for the Titans in 2022. They led the NFL in number of players used for the second consecutive season (91 in 2021).

100.7

Passer rating by Ryan Tannehill since he stepped into the Titans' starting lineup in Week 7 of the 2019 season. Among active quarterbacks, he is tied for the fourth-best mark in the NFL in that time period.

105

Streak of consecutive games started by safety **Kevin Byard**.

145

Total games played in 2022 by Titans rookies, which tied for the third-largest total in the NFL.

450

Receiving yards by rookie tight end **Chig Okonkwo**, who led all rookie tight ends in 2022 and broke **Ben Troupe's** franchise record (329) for receiving yards by a rookie tight end.

8,335

Career rushing yards by **Derrick Henry**, who passed **Chris Johnson** (7,965) in 2022 for third place on the franchise's all-time rushing list behind **Eddie George** (10,009) and **Earl Campbell** (8,574).

2023 IMPORTANT DATES

February 12	Super Bowl LVII (State Farm Stadium, Glendale, Ari.)
February 19-20	HBCU Combine (New Orleans Saints Practice Facility, Metairie, La.)
February 21-25	HBCU Legacy Bowl (Yulman Stadium, New Orleans, La.)
February 21	Beginning this date through March 7, clubs may designate franchise or transition players.
February 28–March 6	NFL Scouting Combine (Lucas Oil Stadium, Indianapolis, Ind.)
March 7	Deadline for clubs to designate franchise or transition players.
March 7	College pro days begin.
March 7-April 19	Draft-eligible facility visits and video/telephone interviews with draft-eligible players begin.
March 13-15	Clubs are permitted to contact, and enter into contract negotiations with, the certified agents of players who will become unrestricted free agents upon the expiration of their 2022 player contracts at 4:00 p.m., New York time, on March 15.
March 15	Prior to 4:00 p.m., New York time, clubs must exercise options for 2023 on all players who have option clauses in their 2022 contracts. Prior to 4:00 p.m., New York time, clubs must submit qualifying offers to their restricted free agents with expiring contracts to retain a right of first refusal/compensation. Prior to 4:00 p.m., New York time, clubs must submit a minimum salary tender to retain exclusive negotiating rights to their players with expiring 2022 contracts who have fewer than three accrued seasons of free agency credit. Top 51 Rule begins. All clubs must be under the 2023 salary cap prior to 4:00 p.m., New York time. All 2022 player contracts will expire at 4:00 p.m., New York time. The 2023 league year and free agency period begin at 4:00 p.m., New York time. The trading period for 2023 begins at 4:00 p.m., New York time, after expiration of all 2022 contracts.
March 26-29	Annual League Meeting (The Biltmore, Phoenix, Ari.)
April 17	Clubs with returning head coaches may begin offseason workout programs.
April 21	Deadline for restricted free agents to sign offer sheets.
April 26	Deadline for prior club to exercise right of first refusal to restricted free agents who signed offer sheets.
April 27-29	NFL Draft (Kansas City, Mo.)
May 2	Deadline for clubs to exercise fifth-year option for players selected in the first round of the 2020 Draft.
May 5-8 or May 12-15	Clubs may elect to hold their one three-day post-draft rookie minicamp from Friday through Sunday or Saturday through Monday on one of the two weekends following the draft.
May 15	Rookie football development programs begin.
May 22-24	Spring League Meeting (Omni Vikings Lakes, Minneapolis, Min.)
May 22	Beginning of offseason program Phase 3 (OTAs and mandatory minicamp)
June 2	For any player removed from the club's roster or whose contract is assigned via waivers or trade on or after June 2, any unamortized signing bonus amounts for future years will be included fully in team salary at the start of the 2024 League Year.
Late July	Training camp begins

2023 OPPONENTS

The Titans' opponents for 2023 are set under the NFL's 17-game scheduling formula. During the regular season, they are slated for eight games at Nissan Stadium, eight road contests and one designated game in London. The opponent and date of the London game will be announced later in the offseason.

As always, the Titans have home and road games against each of the AFC South rival Houston Texans, Indianapolis Colts and Jacksonville Jaguars.

Based upon the NFL's schedule rotation, the Titans will face every team from the AFC North in 2023. They are slated for home games against the Baltimore Ravens and Cincinnati Bengals and are scheduled to meet the Cleveland Browns and Pittsburgh Steelers on the road.

Additionally, the Titans will square off against the NFC South. They are scheduled for home dates against the Atlanta Falcons and Carolina Panthers and road games versus the New Orleans Saints and Tampa Bay Buccaneers.

Every team plays two intraconference games that are determined by order of finish within its division. By finishing second the AFC South in 2022, they are slated for a 2023 home matchup with the AFC West's equivalent finisher, the second-place Los Angeles Chargers. The Titans will go on the road to meet the AFC East's second-place Miami Dolphins.

Similarly, the NFL's 17-game format unveiled for the first time in 2021 features interconference matchups based on the previous year's divisional standings. The AFC will be the home conference for the 17th game in 2023 after traveling in 2022. As a result, the Titans are scheduled to host a game with the second-place finishers of the NFC West, the Seattle Seahawks.

The complete league schedule with dates and times is typically released by the NFL in May.

For ticket inquiries and to purchase season tickets, fans can visit TennesseeTitans.com/tickets, email ticketssales@titans.nfl.com or call (615) 565-4200.

The Titans' opponents for the 2023 regular season:

2023 HOME OPPONENTS*

Houston Texans
Indianapolis Colts
Jacksonville Jaguars
Baltimore Ravens
Cincinnati Bengals
Atlanta Falcons
Carolina Panthers
Los Angeles Chargers **
Seattle Seahawks **

2023 ROAD OPPONENTS

Houston Texans
Indianapolis Colts
Jacksonville Jaguars
Cleveland Browns
Pittsburgh Steelers
New Orleans Saints
Tampa Bay Buccaneers
Miami Dolphins **

* Eligible opponents for London game

** Opponent based on final division standings in 2022.

TITANS TO PLAY IN LONDON

The Titans will play at London's Tottenham Hotspur Stadium in one of three 2023 International Games in the UK next season. It will mark the Titans' second appearance in the UK and their first since they played at Wembley Stadium in 2018.

The Titans' opponent, game date and kickoff time will be confirmed when the full schedule is announced during the offseason. Fans can register their interest in purchasing tickets by visiting www.nfl.com/internationalgames.

In 2021, the NFL expanded the regular season to 17 games, including a requirement for teams to play at least one designated international game on a rotating basis. The Titans will now play eight 2023 regular season games at Nissan Stadium, eight games on the road, and one designated game in London. Travel packages from On Location will be available with the full schedule announcement in the coming months.

Once the international game date and opponent are determined, Titans season ticket members' payment balance for 2023 will be automatically reduced. Those enrolled in a monthly payment plan will see their payments automatically adjusted, with no action required on their part. Season ticket members who have already made their full payment for 2023 season tickets will have a credit automatically applied to their accounts.

Five teams in total are set to play in the 2023 NFL International Games. In addition to the Titans, the Buffalo Bills and Jacksonville Jaguars also will play in the UK, while the Kansas City Chiefs and New England Patriots will both play regular season games in Germany.

2022 GAME-BY-GAME RECAP

Week 1 • Sept. 11, 2022 • GIANTS 21 at Titans 20 • 0-1

The Giants take the lead for the first time with 1:06 remaining in the fourth quarter, when Saquon Barkley catches a pass for a two-point conversion ... Barkley's conversion follows a one-yard touchdown pass from Jones to fullback Chris Myarick ... The Titans drive in the final minute, but Randy Bullock's 47-yard field goal sails wide left as time expires ... Barkley rushes for 194 yards and a touchdown and adds 30 receiving yards ... Ryan Tannehill completes two touchdown passes to running back Dontrell Hilliard ... The Titans defense records five sacks and two takeaways.

Week 2 • Sept. 19, 2022 • Titans 7 at BILLS 41 • 0-2

On Monday Night Football, the Bills score the game's final 34 points to hand the Titans their first 0-2 start since 2012 ... The Titans commit four turnovers, including two interceptions and two fumbles ... Bills quarterback Josh Allen passes for 317 yards and four touchdowns, including three scoring strikes to Stefon Diggs (12 catches for 148 yards) ... The Bills defense limits Derrick Henry to 25 yards on 13 carries ... Henry scores the Titans' only touchdown on a two-yard run to make the score 7-7 in the first quarter ... Bills linebacker Matt Milano returns an interception 43 yards for a touchdown.

Week 3 • Sept. 25, 2022 • Raiders 22 at TITANS 24 • 1-2

The Titans register touchdowns on their first three drives and score all 24 of their points in the first half, never trailing in the contest ... Raiders receiver Mack Hollins scores on a nine-yard touchdown pass from Derek Carr to cut the Titans' lead to two points with 1:14 remaining, but a pass on the two-point conversion attempt is broken up by linebacker Dylan Cole ... Hollins has eight catches for 158 yards ... Titans running back Derrick Henry totals 143 scrimmage yards (85 rushing, 58 receiving) with one score ... The Raiders offense is 1-of-12 on third down but converts three fourth downs.

Week 4 • Oct. 2, 2022 • TITANS 24 at Colts 22 • 2-2

The Titans score all 24 of their points on their first four possessions of the game and never trail ... The Titans defense limits the Colts to 38 rushing yards on 23 attempts, sacks Matt Ryan three times, and forces three turnovers ... Defensive lineman Tear Tart records an interception, and fellow defensive lineman Denico Autry posts two sacks and a forced fumble ... Derrick Henry totals 147 scrimmage yards, including 114 rushing yards, with a 19-yard touchdown run ... Ryan passes for 356 yards with a pair of touchdowns to tight end Mo Alie-Cox.

Week 5 • Oct. 9, 2022 • TITANS 21 at Commanders 17 • 3-2

David Long Jr. intercepts Carson Wentz's pass at Tennessee's one-yard line with six seconds remaining in the fourth quarter to preserve the victory ... Derrick Henry rushes for 102 yards and a pair of one-yard touchdowns, including the go-ahead score late in the third quarter ... The Titans defense limits the Commanders to 1-of-11 on third down and 43 total rushing yards ... Wentz passes for 359 yards and a pair of scores to receiver Dymal Brown, including a 75-yarder ... Ryan Tannehill is sacked five times but throws for 181 yards and a touchdown with no interceptions.

Week 7 • Oct. 23, 2022 • Colts 10 at TITANS 19 • 4-2

The Titans never trail in the contest, as the defense forces three turnovers and tallies three sacks of Matt Ryan ... Safety Andrew Adams returns an interception 76 yards for a touchdown in the second quarter ... Derrick Henry rushes for 128 yards on 30 carries, including 11 attempts for 67 yards in the fourth quarter ... Randy Bullock connects on all four of his field goal attempts, including from 38 yards and 48 yards in the fourth quarter ... The Titans win despite not scoring an offensive touchdown for the first time since Oct. 13, 2019 ... It was the Titans' fourth consecutive victory.

Week 8 • Oct. 30, 2022 • TITANS 17 at Texans 10 • 5-2

Derrick Henry rushes for 219 yards and two touchdowns on 32 carries, and the team's 314 rushing yards make up the second-best total in franchise history ... Henry records his fourth consecutive game against Houston with 200 rushing yards and multiple touchdowns ... Henry scores his 75th career touchdown to break Eddie George's franchise record (74) ... Rookie quarterback Malik Willis records his first NFL start with Ryan Tannehill inactive ... The Titans defense limits the Texans to 161 total yards, the fewest by a Titans opponent since 2010 ... Texans quarterback Davis Mills is sacked three times and throws one interception (Kristian Fulton).

Week 9 • Nov. 6, 2022 • Titans 17 at CHIEFS 20 (OT) • 5-3

The Chiefs overcome a 17-9 deficit in the fourth quarter with a 14-yard touchdown run by Patrick Mahomes and a run by Mahomes for a two-point conversion ... Harrison Butker's 28-yard field goal in overtime provides the game-winning score ... Mahomes totals 509 yards of offense, including 446 passing yards and 63 rushing yards ... His 68 passing attempts and 43 completions set records for a Titans opponent ... Derrick Henry rushes for 115 yards and two touchdowns ... Rookie Malik Willis makes his second start at quarterback for the Titans with Ryan Tannehill injured.

Week 10 • Nov. 13, 2022 • Broncos 10 a TITANS 17 • 6-3

The Titans score the game's final 17 points after the Broncos go up 10-0 in the first half ... The Titans defense totals six sacks of Russell Wilson with five different players each recording a least one sack ... Ryan Tannehill connects with Nick Westbrook-Ikhine for two touchdown passes, including a 63-yarder, as Westbrook-Ikhine sets a career high for touchdowns and receiving yards (119) ... Titans cornerback Terrance Mitchell clinches the win with an interception at the goal line ... The Broncos score on a 66-yard touchdown pass from Wilson to Jalen Virgil.

Week 11 • Nov. 17, 2022 • TITANS 27 at Packers 17 • 7-3

On Thursday Night Football, the Titans score on the game's first possession and never trail ... Ryan Tannehill passes for 333 yards, including touchdown passes to Dontrell Hilliard (14 yards) and Austin Hooper (16 yards) ... Derrick Henry rushes for 87 yards, including a four-yard touchdown, and he also completes a three-yard touchdown pass to Hooper ... Titans rookie Treyton Burks records his first career 100-yard receiving game (111) ... Aaron Rodgers and Christian Watson connect on two touchdown passes for the Packers, but the Titans defense keeps the Packers off the scoreboard in the fourth quarter.

Week 12 • Nov. 27, 2022 • BENGALS 20 at Titans 16 • 7-4

Joe Burrow's 27-yard touchdown pass to Tee Higgins with 13:42 remaining in the fourth quarter provides the game's decisive points ... The Titans cut Cincinnati's lead to 20-16 on a field goal with 6:07 remaining, but the Bengals bleed the remainder of the clock, helped by an unnecessary roughness penalty on a field goal that allowed the Bengals to kneel to end the game ... Burrow passes for 270 yards, including 114 yards on seven completions to Higgins ... Derrick Henry is limited to 38 yards on 17 carries ... Treyton Burks scores the Titans' only touchdown and his first career touchdown on a fumble recovery in the end zone during the second quarter.

Week 13 • Dec. 4, 2022 • Titans 10 at EAGLES 35 • 7-5

Eagles quarterback Jalen Hurts passes for 380 yards and three touchdowns and adds a rushing touchdown ... Eagles receiver A.J. Brown, facing his former team for the first time, catches eight passes for 119 yards and two touchdowns ... The Titans score on a 25-yard pass from Ryan Tannehill to Treyton Burks in the first quarter, but Burks exits the contest after the play due to a concussion ... The Eagles defense sacks Tannehill six times and limits Derrick Henry to 30 yards on 11 rushing attempts ... The teams combine for 19 penalties, including 12 by the Eagles.

Week 14 • Dec. 11, 2022 • JAGUARS 36 at Titans 22 • 7-6

The Jaguars score 29 consecutive points after the Titans take a 14-7 lead in the first quarter ... Jaguars quarterback Trevor Lawrence passes for 368 yards and three touchdowns and rushes for another score ... Jaguars tight end Evan Engram catches 11 passes for 162 yards and a pair of touchdowns ... The Jaguars force four turnovers, including an interception and fumble by Ryan Tannehill and two fumbles by Derrick Henry ... The Jaguars score 20 points off turnovers ... Henry rushes for 121 yards and a score, including 119 rushing yards in the first half.

Week 15 • Dec. 18, 2022 • Titans 14 at CHARGERS 17 • 7-7

Chargers kicker Cameron Dicker makes a game-winning 43-yard field goal with four seconds remaining ... Ryan Tannehill leads an 11-play, 74-yard drive, including his one-yard touchdown run on a sneak, to tie the game with 48 seconds on the clock ... Tannehill is one of several Titans to exit with injury but returns to the game in the second quarter ... Although he is intercepted twice by the Titans defense, Justin Herbert passes for 313 yards and leads the game-winning drive for the Chargers ... Derrick Henry accounts for 163 scrimmage yards, including 104 on the ground and 59 as a receiver.

Week 16 • Dec. 24, 2022 • TEXANS 19 at Titans 14 • 7-8

The Texans earn their second win of the season ... The temperature at kickoff is 20 degrees, making it the coldest home game in Titans/Oilers history ... Kickoff is delayed one hour due to Nashville area power issues caused by the cold ... Malik Willis starts for an injured Ryan Tannehill at quarterback ... The Texans force three turnovers and sack Willis four times ... Derrick Henry rushes for 126 yards, including a 48-yard score ... The Texans score the go-ahead touchdown on a six-yard pass from Davis Mills to Brandin Cooks with 2:52 remaining in the fourth quarter.

Week 17 • Dec. 29, 2022 • COWBOYS 27 at Titans 13 • 7-9

With Ryan Tannehill placed on injured reserve, quarterback Joshua Dobbs starts on Thursday night ... Dobbs records his first NFL start eight days after signing with the Titans and passes for 232 yards with a touchdown pass to Robert Woods ... The Titans play without several starters with a Week 18 showdown in Jacksonville for the division title looming ... Cowboys quarterback Dak Prescott passes for 282 yards and a pair of touchdowns to tight end Dalton Schultz ... Kevin Byard records two interceptions for the Titans, who cut the deficit to 17-13 late in the third quarter before the Cowboys score the final 10 points.

Week 18 • Jan. 7, 2023 • Titans 16 at JAGUARS 20 • 7-10

The Jaguars prevail in the final game of the regular season to determine the AFC South title ... The Titans lead for most of the game, but with 2:51 remaining, Jaguars linebacker Josh Allen scores the game-winning touchdown on a 37-yard fumble return after safety Rayshawn Jenkins records a strip-sack against Titans quarterback Joshua Dobbs ... Dobbs starts and passes for 179 yards and a touchdown to Chig Okonkwo ... The Jaguars defense sacks Dobbs four times and notches two takeaways ... Jaguars quarterback Trevor Lawrence passes for 212 yards and a touchdown ... Derrick Henry rushes for 109 yards, while the Jaguars are limited as a team to 19 rushing yards.

2022 TALE OF THE TAPE

OFFENSE	Titans	NFL Rank	NFL Avg
GAMES (Won-Lost)	7-10	---	---
FIRST DOWNS	277	31t	333.3
Rushing	104	21	115.2
Passing	153	28	190.2
Penalty	20	32	27.9
YDS GAINED (tot)	5045	30	5760.5
Avg per Game	296.8	30	340.1
RUSHING (net)	2131	13	2059.3
Avg per Game	125.4	13	121.6
Rushes	487	11	461.6
Yards per Rush	4.4	16	4.5
PASSING (net)	2914	30	3701.2
Avg per Game	171.4	30	218.5
Passes Att.	456	30	564.7
Completed	285	29	362.7
Pct Completed	62.5	22	64.2
Yards Gained	3227	29	3969.8
Sacked	49	27t	40.5
Yards Lost	313	24	268.7
Had intercepted	11	9	13.1
Yards Opp Ret	179	21	168.7
Opp TDs on Int	1	13t	1.2
PUNTS	90	2	68.8
Avg Yards	53.1	1	46.7
PUNT RETURNS	36	6t	29.7
Avg Return	8.4	19	8.9
Returned for TD	0	4t	0.1
KICKOFF RETURNS	37	6	31.6
Avg Return	21.4	22	22.9
Returned for TD	0	6t	0.2
PENALTIES	111	28t	94.8
Yards Penalized	956	31	780.7
FUMBLES BY	23	22t	20.8
Fumbles Lost	12	27t	9.2
Opp Fumbles	19	21t	20.8
Opp Fum Lost	6	28t	9.2
POSS. TIME (avg)	29:16	26	30:00
TOUCHDOWNS	34	24t	41.1
Rushing	16	11t	15.2
Passing	16	28t	23.4
Returns	2	15t	2.4
EXTRA-PT KICKS	32/33	9	95%
2-PT CONVERSIONS	1/1	1t	47%
FIELD GOALS/FGA	20/24	19t	28/33
POINTS SCORED	298	28	370.6

DEFENSE	Titans	NFL Rank	NFL Avg
POINTS ALLOWED	359	14t	370.6
OPP FIRST DOWNS	339	20	333.3
Rushing	93	4	115.2
Passing	215	30	190.2
Penalty	31	24	27.9
OPP YARDS GAINED	5978	23	5760.5
Avg per Game	351.6	23	340.1
OPP RUSHING(net)	1307	1	2059.3
Avg per Game	76.9	1	121.6
Rushes	390	3	461.6
Yards per Rush	3.4	1	4.5
OPP PASSING(net)	4671	32	3701.2
Avg per Game	274.8	32	218.5
Passes Att.	671	32	564.7
Completed	439	32	362.7
Pct Completed	65.4	19	64.2
Sacked	39	18t	40.5
Yards Lost	264	20	268.7
INTERCEPTED BY	14	12t	13.1
Yards Returned	149	18	168.7
Returned for TD	1	11t	1.2
OPP PUNT RETURNS	59	32	29.7
Avg return	10.8	28	8.9
OPP KICKOFF RET	32	16t	31.6
Avg return	20.3	4	22.9
OPP TOUCHDOWNS	41	16t	41.1
Rushing	9	3t	15.2
Passing	29	28t	23.4
Returns	3	18t	2.4

WHERE THE TITANS RANKED IN 2022

2022 OFFENSIVE STATISTICS AND NFL RANKING

OFFENSIVE STATS	STAT (RANK)
Yards / Game	296.8 (30)
Yards / Play	5.09 (24)
Rushing Yards / Game	125.4 (13)
Rushing Yards / Play	4.38 (16)
Passing Yards / Game	171.4 (30)
Passing Yards / Play	6.39 (19)
Interception Rate	2.41% (16)
Sacks / Pass Attempt	10.75% (29)
First Downs / Game	16.3 (31t)
Punt Return Avg	8.4 (19)
Kickoff Return Avg	21.4 (22)
Field Goals Made	83.33% (19t)
3rd Down Pct	36.53% (23)
4th Down Pct	52.94% (13)
Red Zone Pct	64.29% (6)
Goal to Go%	93.75% (1)
Avg Time of Possession	29:16 (26)
Points / Game	17.5 (28)
Turnover Ratio	-3 (22t)

2022 DEFENSIVE STATISTICS AND NFL RANKING

DEFENSIVE STATS	STAT (RANK)
Yards / Game	351.6 (23)
Yards / Play	5.43 (19)
Rushing Yards / Game	76.9 (1)
Rushing Yards / Play	3.35 (1)
Passing Yards / Game	274.8 (32)
Passing Yards / Play	6.96 (25)
Interception Rate	2.09% (21)
Sacks / Pass Attempt	5.81% (28)
First Downs / Game	19.9 (20)
Punt Return Avg	10.8 (28)
Kickoff Return Avg	20.3 (4)
3rd Down Pct	34.22% (3)
4th Down Pct	73.08% (32)
Red Zone Pct	55.10% (15)
Goal to Go%	79.17% (26)
Points / Game	21.1 (13t)
Point Differential / Game	-3.6 (26)
Yard Differential / Game	-54.9 (29)

2022 INDIVIDUAL NFL RANKINGS

(qualifiers only, where applicable)

Category	Player	Stat	NFL Rank
Passer Rating	Ryan Tannehill	94.6	11
Passing Yards	Ryan Tannehill	2,536	22
Passing TDs	Ryan Tannehill	13	26
Rushing Yards	Derrick Henry	1,538	2
Rushing Average	Derrick Henry	4.41	27
Rushing TDs	Derrick Henry	13	2t
Receptions	Robert Woods	53	68t
Receiving Yards	Robert Woods	527	77
Receiving TDs	Dontrell Hilliard	4	46t
Sacks	Denico Autry	8.0	30t
Interceptions	Kevin Byard	4	11t

REGULAR TITANS LINEUP

OFFENSIVE STARTERS

WR 15-Nick Westbrook-Ikhine (6-2, 211, 3rd Year/3rd with Titans, Indiana) - The former undrafted free agent emerged as a regular on offense in 2021, and in 2022, he set a career high in games (17) and starts (13).

	G	GS	Rec	Yds	Avg	Lg	TD
2022	17	13	25	397	15.9	63t	3
Career	47	21	66	906	13.7	63t	7

TE 81-Austin Hooper (6-4, 254, 7th year/1st with Titans, Stanford) - A former third-round pick and a two-time Pro Bowl selection, Hooper joined the Titans after four seasons in Atlanta and two seasons in Cleveland. He led the Titans tight ends with 41 receptions in his first season in Tennessee.

	G	GS	Rec	Yds	Avg	Lg	TD
2022	17	2	41	444	10.8	24	2
Career	105	59	339	3,468	10.2	88t	25

LT 77-Taylor Lewan (6-7, 309, 9th Year/9th with Titans, Michigan) - The team's first-round pick in 2014 (11th overall) was voted to the Pro Bowl each season from 2016-18. He appeared in 105 games with 100 starts in his first nine seasons, but he was limited to two games in 2022 due to injury.
2022 G/GS: 2/2, Career G/GS: 105/100

LG 55-Aaron Brewer (6-1, 295, 3rd Year/3rd with Titans, Texas State) - The former undrafted free agent emerged as a full-time starter in 2022 at left guard. He has experience at guard and center.
2022 G/GS: 17/17, Career G/GS: 41/23

C 60-Ben Jones (6-3, 308, 11th Year/7th with Titans, Georgia) - Added as an unrestricted free agent in 2016, the former fourth-round pick played four previous seasons with the Houston Texans. He started 108 of 114 possible games during his first seven seasons in Tennessee.
2022 G/GS: 12/12, Career G/GS: 172/151

RG 64-Nate Davis (6-3, 316, 4th Year/4th with Titans, Charlotte) - The 2019 third-round pick started 12 contests at right guard as a rookie and followed with 16 starts in his second season, 14 starts in 2021 and 12 starts in 2022.
2022 G/GS: 12/12, Career G/GS: 55/54

RT 78-Nicholas Petit-Frere (6-5, 316, Rookie, Ohio State) - The third-round draft pick entered the NFL after 35 games and 20 starts at Ohio State, including 12 starts at left tackle as a junior in 2021. He started 16 games at right tackle as a rookie.
2022 & Career G/GS: 16/16

TE 87-Geoff Swaim (6-4, 260, 8th year/3rd with Titans, Texas) - A seventh-round pick with Dallas in 2015, Swaim was signed as a free agent in 2020 following his time with the Cowboys (2015-18) and Jaguars (2019). He played in all 17 games (13 starts) in 2022.

	G	GS	Rec	Yds	Avg	Lg	TD
2022	17	13	12	58	4.8	13	1
Career	86	57	100	752	7.5	43	6

WR 2-Robert Woods (6-0, 195, 10th Year/1st with Titans, Southern California) - The former second-round pick spent his first four NFL seasons in Buffalo (2013-16) and his next five seasons with the Rams (2017-21). He arrived in Tennessee in a 2022 trade with the Rams and led the Titans with 53 catches and 527 receiving yards.

	G	GS	Rec	Yds	Avg	Lg	TD
2022	17	15	53	527	9.9	41	2
Career	142	130	623	7,604	12.2	94t	37

QB 17-Ryan Tannehill (6-4, 217, 11th Year/4th with Titans, Texas A&M) - Acquired via trade from Miami in 2019, he led the Titans to three consecutive playoff appearances and two division titles in his first three seasons. From the time he took over as the Titans' starter in 2019 through 2022, his 100.7 passer rating ranked fourth in the NFL.

	G	GS	Att	Cmp	Pct	Yds	TD	Int	Lg	Sk	Rate
2022	12	12	325	212	65.2	2,536	13	6	69	33	94.6
Career	145	143	4,534	2,914	64.3	33,265	212	108	91t	383	91.9

RB 22-Derrick Henry (6-3, 247, 7th Year/7th with Titans, Alabama) - The former Heisman winner, 2016 second-round pick and two-time NFL rushing champion (2019-20) finished second in the NFL in rushing in 2022 (1,538 yards). No NFL player had more rushing yards (8,335) or rushing touchdowns (78) from 2016 to 2022.

	G	GS	Att	Yds	Avg	Lg	TD	Rec	Yds	Avg	Lg	TD
2021	16	16	349	1,538	4.4	56	13	33	398	12.1	69	0
Career	102	71	1,750	8,335	4.8	99t	78	127	1244	9.8	75t	3

OFFENSIVE RESERVES

WR 16-Treyton Burks (6-2, 225, Rookie, Arkansas) - The 18th overall draft pick tied for third on the team in receiving yards (444) and tied for third in receptions (33) as a rookie. In three years at Arkansas (2019-21), he became the sixth all-time leading receiver in school history (146 receptions for 2,399 yards) and tied for the fifth-most touchdown catches in school annals (18).

	G	GS	Rec	Yds	Avg	Lg	TD
2022/Career	11	6	33	444	13.5	51	1

RB 36-Julius Chestnut (5-11, 228, Rookie, Sacred Heart) - The undrafted rookie appeared in six games as a rookie. During a four-year college career, he rushed for 3,467 yards and 29 touchdowns.

	G	GS	Att	Yds	Avg	Lg	TD	Rec	Yds	Avg	Lg	TD
'22/Career	6	0	9	12	1.3	5	0	3	41	13.7	33	0

OL 61-Le'Raven Clark (6-5, 319, 7th Year/1st with Titans, Texas Tech) - The former third-round pick was signed off Philadelphia's practice squad during the 2022 season. He played previously with the Colts (2016-20) and Eagles (2021-22).
2022 G/GS: 13/2, Career G/GS: 64/18

WR 19-Chris Conley (6-3, 205, 8th Year/1st with Titans, Georgia) - The former third-round pick joined the Titans from Kansas City's practice squad in Week 8 and appeared in a total of nine games in 2022. He previously spent time with the Chiefs (2015-18), Jaguars (2019-20) and Texans (2021-22).

	G	GS	Rec	Yds	Avg	Lg	TD
2022	9	1	4	46	11.5	27	0
Career	109	63	217	2,853	13.1	70t	15

T 71-Dennis Daley (6-6, 326, 4th Year/1st with Titans, South Carolina) - The former sixth-round pick was acquired in a trade with Carolina prior to the 2022 regular season. During his first year in Tennessee, he played in all 17 games with 15 starts at left tackle.
2022 G/GS: 17/15, Career G/GS: 51/36

QB 11-Joshua Dobbs (6-3, 216, 6th Year/1st with Titans, Tennessee) - After entering the NFL as a fourth-round pick by Pittsburgh in 2017, he spent time on the roster with the Steelers, Jaguars and Browns. He was signed by the Titans in Week 16 off Detroit's practice squad and started the final two games.

	G	GS	Att	Cmp	Pct	Yds	TD	Int	Lg	Sk	Rate
2022	2	2	68	40	58.8	411	2	2	39	6	73.8
Career	8	2	85	50	58.8	456	2	3	39	6	66.6

RB 25-Hassan Haskins (6-2, 228, Rookie, Michigan) - The fourth-round pick appeared in 15 games with one start as a rookie. At Michigan, he totaled 452 career carries for 2,324 yards and 30 scores and was named first-team All-Big Ten in 2021 after rushing for 1,327 yards and a school-record 20 touchdowns.

	G	GS	Att	Yds	Avg	Lg	TD	Rec	Yds	Avg	Lg	TD
'22/Career	15	1	25	93	3.7	12	0	11	57	5.2	10	0

RB 40-Dontrell Hilliard (5-11, 202, 5th year/2nd with Titans, Tulane) - The former undrafted free agent arrived in October 2021 after previous time in Cleveland (2018-20) and Houston (2020). In 2022, he set career highs with 21 catches, 177 receiving yards and a team-high four touchdown receptions.

	G	GS	Att	Yds	Avg	Lg	TD	Rec	Yds	Avg	Lg	TD
2022	12	1	22	145	6.6	30	0	21	177	8.4	31	4
Career	52	6	100	592	5.9	68t	4	62	463	7.5	31	4

WR 8-Cody Hollister (6-4, 220, 3rd Year/2nd with Titans, Arkansas) - After two seasons in New England, he arrived in Tennessee in 2019. In 2022, he set career highs with 11 games played, three starts and 54 receiving yards.

	G	GS	Rec	Yds	Avg	Lg	TD
2022	11	3	3	54	18.0	27	0
Career	21	4	10	112	11.2	27	0

C/G 62-Corey Levin (6-4, 307, 4th Year/4th with Titans, Chattanooga) - A sixth-round pick in 2017, Levin re-joined the Titans in 2021 after being claimed off waivers from the N.Y. Jets. He has also spent time with the Broncos, Bears and Patriots. His 17 games played and three starts in 2022 were career highs.
2022 G/GS: 17/3, Career G/GS: 45/4

WR 13-Racey McMath (6-3, 217, 2nd Year/2nd with Titans, Louisiana State) - The 2021 sixth-round pick appeared in nine games in 2021, contributing two receptions and three special teams tackles. In 2022, he played five games and posted two receptions for 40 yards and one special teams stop.

	G	GS	Rec	Yds	Avg	Lg	TD
2022	5	0	2	40	20.0	39	0
Career	14	0	4	48	12.0	39	0

TE 85-Chig Okonkwo (6-3, 238, Rookie, Maryland) - The fourth-round pick set the franchise rookie tight end record with 450 receiving yards and tied for the third-best reception total (32) among Titans/Oilers rookie tight ends. At Maryland (2018-21), he had 77 catches for 717 yards and eight touchdowns.

	G	GS	Rec	Yds	Avg	Lg	TD
2022/Career	17	8	32	450	14.1	48	3

REGULAR TITANS LINEUP

ILB 53-Dylan Cole (6-0, 237, 6th Year/2nd with Titans, Missouri State) - Cole joined the Titans during the 2021 campaign after four seasons in Houston. In 2022, he set career highs with 15 games played, eight starts and 51 tackles, and his career-high 14 special teams tackles ranked second on the team.

	GP	GS	Tackle	Sack	QBP	TFL	Int	PD	FF	FR
2022	15	8	51	1.0	3	4	0	1	0	0
Career	61	9	124	2.0	6	10	2	9	0	1

DE 94-Mario Edwards Jr. (6-3, 277, 8th Year/1st with Titans, Florida State) - The former second-round pick was signed off Jacksonville's practice squad in Week 4 of 2022 and appeared in 13 games (seven starts) in his first season in Tennessee. He previously spent time with the Raiders (2015-17), Giants (2018), Saints (2019) and Bears (2020-21).

	GP	GS	Tackle	Sack	QBP	TFL	Int	PD	FF	FR
2022	13	7	17	3.0	23	4	0	1	0	0
Career	99	32	135	19.5	58	23	0	5	5	0

CB 3-Caleb Farley (6-2, 197, 2nd Year/2nd with Titans, Virginia Tech) - The 22nd overall pick in 2021 was limited to three games as a rookie and nine games in 2022 due to injuries. He totaled 14 tackles and one pass defended in his first two seasons.

	GP	GS	Tackle	Sack	QBP	TFL	Int	PD	FF	FR
2022	9	1	10	0.0	0	0	0	0	0	0
Career	12	2	14	0.0	0	0	0	1	0	0

ILB 50-Jack Gibbens (6-3, 242, Rookie, Minnesota) - The undrafted rookie appeared in each of the final five games of his rookie campaign with two starts. In college, he posted 92 tackles in one season at Minnesota (2021) after playing four seasons at Abilene Christian (2017-20).

	GP	GS	Tackle	Sack	QBP	TFL	Int	PD	FF	FR
'22/Career	5	2	27	0.0	0	0	1	1	0	0

DL 90-Naquan Jones (6-3, 313, 2nd Year/2nd with Titans, Michigan State) - As an undrafted rookie in 2021, he recorded five starts and 2.5 sacks in 13 games. He followed that with 11 games played, one start and one sack in 2022.

	GP	GS	Tackle	Sack	QBP	TFL	Int	PD	FF	FR
2022	11	1	16	1.0	3	2	0	0	0	0
Career	24	6	45	3.5	7	6	0	2	0	0

DB 20-Lonnie Johnson Jr. (6-2, 213, 4th Year/1st with Titans, Kentucky) - The 2019 second-round pick appeared in 12 games in 2022 after being claimed off waivers from Kansas City during training camp. He played 44 games with the Texans from 2019-21.

	GP	GS	Tackle	Sack	QBP	TFL	Int	PD	FF	FR
2022	12	0	9	0.0	0	0	0	0	0	0
Career	56	19	168	0.0	3	1	3	13	0	0

DB 28-Joshua Kalu (6-0, 203, 4th Year/3rd with Titans, Nebraska) - The former undrafted free agent rejoined the Titans in 2022 after a season with the Giants, and he set career highs in several areas, including games played (16) and starts (five). He spent 2018 to 2020 with the Titans as well.

	GP	GS	Tackle	Sack	QBP	TFL	Int	PD	FF	FR
2022	16	5	38	0.0	1	1	1	5	1	0
Career	44	5	48	0.0	1	1	1	6	2	0

CB 32-Greg Mabin (6-2, 200, 6th Year/2nd with Titans, Iowa) - Mabin rejoined the Titans on Nov. 15, 2022 after multiple previous stints with the team, beginning in 2020. He also has spent time with the Cardinals, Buccaneers, Bills, 49ers, Bengals and Jaguars.

	GP	GS	Tackle	Sack	QBP	TFL	Int	PD	FF	FR
2022	6	0	13	0.0	0	0	0	0	0	0
Career	45	7	57	0.0	0	0	0	7	1	1

CB 39-Terrance Mitchell (5-11, 191, 9th Year/1st with Titans, Oregon) - Signed off New England's practice squad in Week 3, the former seventh-round pick played previously with Dallas (2015), Chicago (2015), Kansas City (2016-17), Cleveland (2018-20) and Houston (2021), collecting eight career interceptions in that time. He appeared in 11 games with five starts in 2022.

	GP	GS	Tackle	Sack	QBP	TFL	Int	PD	FF	FR
2022	11	5	39	0.0	0	1	1	4	1	0
Career	94	56	305	1.0	1	6	9	63	10	1

CB 24-Elijah Molden (5-10, 192, 2nd Year/2nd with Titans, Washington) - The third-round draft pick (100th overall) appeared in 16 games as a rookie in 2021, including seven starts in sub-packages. He was limited to two games and one start in 2022 due to two separate stints on injured reserve.

	GP	GS	Tackle	Sack	QBP	TFL	Int	PD	FF	FR
2022	2	1	5	0.0	0	1	0	0	0	0
Career	18	8	65	0.0	6	4	1	4	1	1

ILB 56-Monty Rice (6-0, 233, Rookie, Georgia) - The Huntsville, Ala., native was selected in the third round of the 2021 NFL Draft after four seasons at Georgia (2017-20). In 2022, he appeared in 13 games with six starts, and his 63 tackles ranked fourth on the team.

	GP	GS	Tackle	Sack	QBP	TFL	Int	PD	FF	FR
2022	13	6	63	0.0	3	4	0	1	0	0
Career	23	10	93	0.0	3	4	0	2	0	0

DE 97-Kevin Strong (6-4, 295, 4th Year/2nd with Titans, Texas-San Antonio) - After two-plus seasons in Detroit, the former undrafted free agent joined the Titans practice squad during the 2021 campaign and was later promoted to the 53-man roster. He appeared in 16 games (one start) in 2022.

	GP	GS	Tackle	Sack	QBP	TFL	Int	PD	FF	FR
2022	16	1	23	0.0	12	0	0	2	0	0
Career	36	2	49	1.0	14	1	0	3	0	0

DE 95-DeMarcus Walker (6-4, 280, 6th Year/1st with Titans, Florida State) - Signed as a free agent in 2022, he ranked third on the team with a career-high seven sacks and led the squad with 10 tackles for loss in his first season in Tennessee. The former second-round pick previously played with the Broncos (2017-20) and Texans (2021).

	GP	GS	Tackle	Sack	QBP	TFL	Int	PD	FF	FR
2022	17	6	32	7.0	29	10	0	0	0	0
Career	66	13	114	19.5	52	24	0	2	2	1

OLB 99-Rashad Weaver (6-4, 259, 2nd Year/2nd with Titans, Pittsburgh) - As a rookie in 2021, the fourth-round pick suffered a season-ending injury in the third game of the season. He returned in 2022 to appear in 16 games with four starts, and his 5.5 sacks ranked fourth on the team.

	GP	GS	Tackle	Sack	QBP	TFL	Int	PD	FF	FR
2022	16	4	27	5.5	39	7	0	6	2	1
Career	18	4	29	5.5	39	7	0	6	2	1



GENERAL MANAGER RAN CARTHON

[After a Grand Entrance, New Titans GM Ran Carthon Ready to Get to Work](#)

[John Lynch on New Titans GM Ran Carthon: "I Think He's Going to do Great"](#)

[Video: Ran Carthon 1-on-1 with Mike Keith](#)

[Video: Amy Adams Strunk 1-on-1 with Mike Keith](#)

[Video: Ran Carthon Introduced as Titans GM](#)



Ran Carthon was named the 14th general manager in franchise history on Jan. 18, 2023. He joined the Titans after spending six seasons with the San Francisco 49ers, including the last two as the team's director of player personnel.

"We are excited to add Ran to our organization as our new general manager," Titans controlling owner **Amy Adams Strunk** said upon announcing the hire. "He brings a variety of valuable experiences to our team – as a former player and a successful personnel executive for multiple teams. I was impressed with his natural leadership qualities and his ability to connect with people. With talent evaluation being critical to this role, the roster they have built in San Francisco stands out. He played an important role there constructing one of our league's best teams."

Carthon arrived bringing a range of experience from multiple teams to Tennessee. While in San Francisco, he was the 49ers director of pro personnel for four seasons (2017-20) and then promoted to director of player personnel in 2021, serving in that capacity until joining the Titans. In his role as director of player personnel, Carthon was responsible for evaluating the top college prospects and assisting in the construction of the pro free agent board and evaluations. He joined the 49ers when head coach **Kyle Shanahan** and general manager **John Lynch** took over in 2017 and played a part in the team's three playoff appearances, two division titles and an NFC championship in 2019. Additionally, the 49ers had nine players account for 13 total Pro Bowl selections from 2021 (seven selections) to 2022 (six selections)–evidence of the talented roster the personnel staff amassed.

Before joining San Francisco, Carthon spent five seasons (2012-16) with the St. Louis/Los Angeles Rams as their director of pro personnel. He entered the NFL scouting world as a pro scout with the Atlanta Falcons for four years (2008-11).

As a player, Carthon spent three seasons in the NFL (2004-06) primarily with the Indianapolis Colts, after entering the league as an undrafted college free agent. At the University of Florida, he tallied 1,353 career rushing yards over four seasons and was part of the Gators 2000 SEC Championship team.

Carthon was raised in an NFL family with his is dad, Maurice, having a distinguished playing and coaching career. His father played for the New York Giants and Indianapolis Colts, and he coached for New England, New York Jets, Detroit, Dallas, Cleveland, Arizona and Kansas City.

Following his playing career, Carthon received his bachelor's degree in sociology from the University of Florida in 2008. As a member of the Rams (2013) and 49ers (2018) he was selected to participate in the NFL Career Development Symposium at the Wharton School of Business. And in 2022, he took part in the inaugural NFL coach and front office accelerator program.

Born Arandic Kornell Carthon in February of 1981, in Osceola, Ark., he attended Key West High School in Key West, Florida.

RAN CARTHON'S BACKGROUND:

- 2023:** Tennessee Titans - General Manager
- 2021-22:** San Francisco 49ers - Director of Player Personnel
- 2017-20:** San Francisco 49ers - Director of Pro Personnel
- 2012-16:** St. Louis/Los Angeles Rams - Director of Pro Personnel
- 2008-11:** Atlanta Falcons - Pro Scout
- 2004-06:** Indianapolis Colts* - Running Back
- 1999-03:** University of Florida - Running Back

* Also spent time with the Green Bay Packers, Seattle Seahawks and Detroit Lions

FRANCHISE GENERAL MANAGER HISTORY

Ran Carthon became the 14th general manager in franchise history when he was hired in 2023. In the "Titans era," which began in 1999, he is the team's fifth general manager.

Franchise general managers (records include postseason):

General Manager	Seasons	W	L	T	Pct
Ran Carthon	2023	0	0	0	-
Jon Robinson	2016–2022	69	47	0	.595
Ruston Webster	2012–2015	18	46	0	.281
Mike Reinfeldt	2007–2011	46	36	0	.561
Floyd Reese	1994–2006	111	106	0	.512
Mike Holovak	1989–1993	52	34	0	.605
Ladd Herzeg	1981–1988	44	80	0	.355
O.A. "Bum" Phillips	1975–1980	59	38	0	.608
Sid Gillman	1973–1974	8	20	0	.286
John Breen	1971–1972	5	22	1	.196
Don Klosterman	1966–1969	25	30	3	.457
Carroll Martin	1964–1965	8	20	0	.286
Pop Ivy	1963	6	8	0	.429
Don Suman	1961–1962	22	7	1	.750

Note: No general manager title was held in 1960 or 1970.

SELECT QUOTES

SELECT QUOTES FROM GENERAL MANAGER RAN CARTHON'S INTRODUCTORY PRESS CONFERENCE

Friday, January 20, 2023

GENERAL MANAGER RAN CARTHON

(on where he starts as he begins to answer the questions facing the direction of this franchise and if it is with the salary cap or quarterback position)

Mike Vrabel is at the top of my to do list. Us working together, forging a relationship, and coming up with our plan on how to build this roster. There are a multitude of things that we need to do and we need to fix in order to make this organization better, but my number one priority is spending more time with Mike Vrabel and learning the systems that are here in place, how I can help and improve upon them so that I can help us build a championship team.

(on what the challenges are of getting to know the scouts here while scouting simultaneously)

To give you a little bit of a behind the curtain view, I came in this morning pretty early before all of this. We have already met with Ryan Cowden, the pro department, and the college scouting department as well. My plan isn't to come in here and flip everything over right now. I think that would

be extremely selfish. I am the one new person here, so it is easier for one person to adjust to a group of 20 or 25 people. My job right now is to come in and learn the systems and processes that have already been in place. There are some commonalities from what J-Rob (Jon Robinson) had here versus what I have had in the past. It is a little bit easier to learn the language. Over time, just through spending time, it is just like any relationship. It takes time and it takes effort and work. I'm willing to do that and I'm going to do that.

(on when he met head coach Mike Vrabel and if he knew him well before he got here)

Tuesday was the first time that I met Mike (Vrabel) in person. In 2005, I was a bottom of the roster player for the Colts, so I was inactive for the 2005 Colts versus Patriots game that Mike (Vrabel) played in. I was inactive so I didn't get to meet him then. My father who is here in attendance, was on the staff of the Kansas City Chiefs in 2009-2010 where Mike (Vrabel) finished his career. I never had a relationship with Mike (Vrabel). I have always respected him. Mike (Vrabel) is a football coach, and you could see that. It permeates off of him off of the screen. I was excited to get the opportunity to meet with him this past Tuesday. We just had a level of conversation that could have gone hours. What I do recognize and understand with Mike (Vrabel) is that our core philosophy and just our ground base of football, it comes from a similar place. That is going to allow us to start at a higher level. I am just looking forward to working with him and building this team.

(on what it was that made him feel like his relationship with Mike Vrabel would work and how can he lean on his past experiences between head coaches and general managers to maximize his with Mike Vrabel)

I have been with multiple organizations, and I have seen it done different ways, but the best way I have seen it done is when the head coach and the GM are in lockstep. It is my job, and it is our job as scouts to execute Mike (Vrabel) and his coaching staff's vision. I am not calling plays on Sunday. I am not designing plays throughout the week. It is our job to bring the right players in here to execute his vision. In our conversation that we had the other day, our grassroots foundation of football comes from a similar place. We see the game the same way. I am just excited to learn those systems, the offensive system, defensive system, and special team system that he has put in place. Having a better knowledge of that is going to help me work with him to build a championship football team.

(on what was attractive about this opportunity aside from the position of general manager)

These people in the front row. I talked with Ms. Amy (Adams Strunk) about this, general manager has always been a dream of mine, but it was always about the right fit. It wasn't about getting the job, it was about being in a place that is going to support you and put you in a position to keep the job. When I met these guys three or four weeks ago whenever it was, it really opened my eyes. Then throughout the interview process and actually getting a chance to meet Kenneth (Adams), throughout that process it just confirmed to me that this is the place that I wanted to be. I am coming from a good situation in San Francisco, it was a really great building with a lot

of strong relationships there. For me to leave and want to seek opportunity somewhere else, it had to be a special place. I truly believe that this place is special.

(on what his career here will look like if everything goes according to plan)

We'll be hoisting trophies and having parades.

(on what has to happen in order to accomplish that)

It is going to be a grind. It is going to be a process. Our thing right now is Mike (Vrabel) and I developing our relationship, really me coming in this building to learn what is in place, and how I can add value. One thing I imparted on the group during my interview was that my stepfather was in the military, so I moved around a bunch throughout my life. Living in San Jose these past few years, that is the longest I have ever lived in one spot in my 41 years of living. I have always had to be the person to come in and just insert myself into a new culture, learn that new culture, and see where I fit. So I feel that this is natural. This is a natural thing for me to do to come in and learn my fit. Over time I will establish myself as a leader and help Mike Vrabel build the team that he wants.

(on if he feels like this team is just a few changes away from being a contender again or if he feels there is a ways to go)

No, this is a competitive team. We can win football games. Every year at the end of the year you evaluate your roster and you are always looking for ways to improve. That is what we're going to do here. Although I feel that this team is competitive and we're good, the objective is not to be just good. The objective is to be great. We are going to continue to work to build a great roster. That is going to be every year. You can always take it to a new height. That is going to be our approach.

(on what some common threads are between operations, scouting, etc. within the organizations he has worked for)

Here under J-Rob (Jon Robinson)'s and RC (Ryan Cowden)'s tutelage, a lot of the core scouting aspects, the genesis of it was from New England, which is where I cut my teeth in Atlanta under Thomas Dimitrov. He was a college director in New England. We learned the system from Les (Snead). We kind of brought a little bit of it to St. Louis. Then when I got to San Francisco, the aspects of it were the exact same under John Lynch and Adam Peters, who also worked with the guys in New England. That is a lot of the foundation. Those are the close things. In those three buildings and now including this as I'm getting to know these guys, there are great scouts here. There are guys who are passionate about the job, passionate about the sport, and passionate about winning. Those common things will allow us to be successful.

(on if quarterback Ryan Tannehill the starting quarterback next season)

I don't think that is fair at this point. We are still evaluating the roster, I am. That is going to take further conversations between Mike (Vrabel) and I. Ryan (Tannehill) has been great here. He has won a lot of football games. I look forward to us winning the football games, but I still need more time to evaluate and make those decisions. This is a quarterback driven league and people are hired and fired every day over that position. I want to spend more time evaluating that position. I will have my own opinion and Mike (Vrabel) and I will confer to figure it out.

(on how much he pulls from his journey)

Coming in I have seen it done a bunch of different ways. The one thing I take away from it is it goes back to that word collaboration. Collaboration truly works. I have said it kind of tongue in cheek, but I could be the greatest talent evaluator of all time, but if I can't bring Mike (Vrabel) the players that he needs to fit his system, then it is not going to work. We are not here to collect talent. We are here to build a team. Being able to pull from all my different experiences - I tell my kids all the time, every situation is a learning situation. You are either learning what to do or what not to do. Taking from all those lessons of what to do and what not to do is going to help us in this part.

(on how much draft-side experience has he had given most of his titles in scouting have been pro-sided)

I have been predominantly pro by title, but I have had draft experience since I have come into this league, under people who understood my skillset and have allowed me to grow from that space. Director of Pro and Pro-Scout, those have just been my titles but not necessarily my job.



TITANS FOOTBALL ADMINISTRATION/ PLAYER PERSONNEL STAFF

Ran Carthon	General Manager
Chad Brinker	Assistant General Manager
Ryan Cowden	Vice President of Player Personnel
Vin Marino	Vice President of Football Administration
Brian Gardner	Director of Pro Scouting
Jon Salge	Director of College Scouting
Kevin Turks	Assistant Director of Pro Scouting
Mike Boni	National Scout
Dale Thompson	National Scout
Blaise Taylor	Pro Scout
Brandon Taylor	Pro Scout
Casey Callahan	College Scout
Patrick Callaway	College Scout
T.J. Earley	College Scout
Matt Miller	College Scout
Tom Roth	College Scout
Wes Slay	College Scout
Rob Riederer	Pro Scouting Coordinator
Patrick Woo	Scouting Coordinator
Corey Cooper	Scouting Assistant
Mical Johnson	Scouting Assistant
Aaron Sanders	Scouting Assistant
Max Curtis	Executive Assistant to General Manager/ Football Administration Coordinator
Adam Bondi	Lead Developer of Football Technology
Matt Iammarino	Asst. Developer, Analytical Football Research

(on how significant it is to him to be the first Black general manager in Titans franchise history and when did he realize that)

It is very significant. I understand I am standing on the shoulders of giants. There have been plenty of men that have come before me that have laid this foundation and allowed me to be in this spot. It is paramount in my mind to do the work and be successful in order to leave the door open for other young Black men that are coming behind me, because there are a lot of talented young Black men that could do the job. They just need the opportunity. I don't go out seeking to be the first Black anything. I just want to be the best me. I am very prideful, but I just want to be the best. I don't care if it is Black or white. I just want to be the best. The significance of it, my aunt who is here, she texted me and asked that. I was like, 'Honestly, I don't know.' She was like, 'Well, you might want to find out and know.' That is when it first dawned on me that I was the first black GM in Titans history.

(on if he thinks a team built around a running back can win a Super Bowl in today's NFL)

Yeah, I joke, and I say it is cute to play Golden State Warriors football in October and September, but when those conditions change and you can't throw the ball up and down the yard, you better be able to run it and you better be able to defend it. If you look at the teams that are in the playoffs and are still playing at this stage, everybody is able to run the ball. You can win championships that way.

(on how much his past playing experience helps when it comes to painting that picture of a prospect for the scouts and coaches before they actually see him on film)

My playing experience just gives a different context, in terms of the evaluation process. The things I learned playing with Peyton Manning, you guys know Peyton (Manning) for the Omaha and all those checks and calls, but you can't just know your spot when playing with a guy like that. You have to know what everybody is doing. It opens up your eyes when this vantage point of being a talent evaluator, of being able to understand who is making the mistake, who is right, who is wrong, and sometimes it kind of helps you paint a better picture of those young men that are playing.

(on his experience with analytics and if he has used them to select players)

We have used analytics a lot with the 49ers. In actuality Kwesi Adofo-Mensah, who is now the GM in Minnesota, he ran our analytics department a couple of years ago. I spent a lot of time with those guys. I think it definitely plays a part. We trust our eyes as scouts, but sometimes the data can drive you to a decision and help you see it from a different vantage point. There is a place in our game for it. We talked about it during the interview, in the genesis of analytics, it was kind of pitting analytics and scouting against each other. A lot of the things we did in scouting was essentially analytics. It just didn't have the title. It has a part in our game and we're going to use every tool here to help us build a championship roster.

(on the role the NFL's Coach and Front Office Accelerator Program played in his hiring)

It is helpful and I am extremely appreciative to Commissioner Goodell, (NFL Chief Diversity and Inclusion Officer) Jonathan Beane, and all those beautiful people at the league office there that spearheaded the program. That was my first introduction to this group of people, and they embraced the process. Just being able to be in a room this size with owners and potential GM candidates. They were open to the conversation and my initial conversation with them allowed them to be a little bit more comfortable with me and want to explore the possibilities. It works. I'm here in part because of it, so it works. It's something that I hope the league continues to use and continues to use and find a different way to grow it.

(on if he's particularly proud of any individual player stories within the current San Francisco 49ers roster)

Two things, two stories – quick ones. You will quickly learn that about me, that I like to tell stories and not necessarily about myself. We talked about analytics earlier. Demetrius Washington, he is the VP of Ops for Minnesota. He ran our analytics department after Kwesi (Adofo-Mensah) left. He does his metrics to find all his guys. He comes to me, he has a running back and he is like, 'Man, my numbers are telling me this is the best outside zone running back in the Draft. But I'm not walking in there with Kyle (Shanahan) with just this paper to say that. Can you watch this guy and see if you can confirm what the tape saw?' I watched the tape. That was my first exposure to the player, and I agreed with him. Then that player ended up being Elijah Mitchell, who we took in the sixth round. Which, last year, if we don't have Elijah, we don't go on the run that we went on. Even added to that story, DeMeco Ryans, it was his first year as defensive coordinator and that round, that pick was going to be his linebacker. DeMeco (Ryans) some kind of way, he came in the draft room and Elijah (Mitchell)'s tape was on and he was watching him. He called Johnny Holland, our linebacker coach, up and was like, 'Coach, this running back is better than the linebacker we're going to pick.' We shifted from taking a linebacker and took Elijah (Mitchell) and it just kind of shows to the collaboration of how that whole operation works. Those are the two stories that stood out.

(on the 49ers success with late round Draft picks like Elijah Mitchell, George Kittle, and Brock Purdy)

That was one of the things I touched on as well in my interview. Again, it goes back to the word collaboration. That fifth, sixth, seventh round is the work of the scouts, and it is the work of the assistant coaches – those guys spending time together, understanding the scheme and finding players who are those depth level players, that are going to fit our roster and help fill out the bottom of our roster. Those are the areas where you start to use more of your staff. Us being able, in San Francisco, to hit on those picks was totally a collaboration of our assistant coaches and our scouts.

(on what jumps out about the identity of the Titans over the last few years and if it fits his preferences)

What jumps out is how hard and how tough this team is, how hard they play. The team has been made in the image of our head coach. Mike (Vrabel) is a tough guy, he works hard. I just almost said something else and then I saw my kids sitting there. But the team is built on his image and in what Mike (Vrabel) believes in. Our core foundation of football comes from the same tree, and I believe in those.

(on using analytics and science to limit injuries moving forward)

We talked about it and we're going to explore every option to figure out how we can keep our guys on the field. But it is a violent sport. There is not going to be a perfect way to keep everybody healthy. That's just not possible. But we're going to explore every option to figure out how we're going to be able to maximize keeping our guys on the field.

(on his philosophy on bringing in guys who are currently injured)

Hopefully, you don't want to bring in injured guys. You can't get anything out of anyone if they are not available. Our mission is going to be to put systems in place where we can get guys on the healthier side. But once you kick this thing off, nobody is ever 100 percent again, so it will be about maximizing guys with where they are.

(on his familiarity with the current roster)

I have a solid baseline of the team. That was a part of the interview process. You can't go in there and try to fake your way through the job because Ms. Amy (Adams Strunk) is going to ask the question and she knows the answer. I feel good about my knowledge of the roster. But again, that's tape. I don't know the people. That is where, when Vrables (Mike Vrabel) and I spoke, he was giving me a little insight on the people. That's just as important because I have a thing – it is not mine, I stole it from a friend. It is called a '21-3 Rule.' He's in the NBA. We all have a way of seeing these players as players 24 hours a day when in actuality, they're only players when they're in your building. It is just as important to know the people just as well as you know the player. That is the area where, with our roster, I want to get to know the people and I'm going to make a couple of phone calls to a couple of guys when I leave from here.

(on getting up to speed over the next few days and weeks)

Meetings and more meetings. Vrables (Mike Vrabel) and I are going to continue to spend time together, continue to spend time with the scouts. Again, I'm learning their systems and processes right now for the next four months, learning their language. It is going to be time on task. That is going to be it for the next four months until we find the right process that fits our organization. It is not about what I want to come in here and do, but the scouts, they are the lifeblood of what we do. I want to be able to put something in place that benefits them. We are going to continue to create that over the coming months.

(on who has the final say over the roster)

I don't think that matters because I think the word, and what we truly believe here, is collaborating. All that comes down to, in my opinion, is a matter of ego. Mike (Vrabel) and I, we're here to work together and we're going to bring the people in here that we see fit. We are not going to see it the same way all the time, but he and I will have the mutual respect to be able to work through that and we'll get the right people in here.

(on his impressions or memories of running back Derrick Henry)

Man, it's crazy. I have been watching Derrick (Henry) since he was at Yulee High School, a Florida boy. It is crazy to see how – I remember Coach Bill Parcells told me one time – running back is a production based position. If you didn't get yards in high school and college, you're not getting them on this level. If you look at Derrick (Henry)'s history, he got yards in high school, he got them in college, and he has them at this level. More than anything, I can't wait to stand next to him and size him up to see how big he really is in person.

(on who is in charge of the football operation)

Again, I'm going to beat you guys to death with this word: collaboration. That's why I'm here, because Ms. Amy (Adams-Strunk) sees me as a collaborator. We're here to collaborate, we're here to build this thing together. So many times, in our game, we're trying to fit people in the boxes. In my mind, that's archaic. We have to create a free-flowing environment, and that's not only with Mike (Vrabel) and I downstairs but that is with the people upstairs, too. It has to be a free-flowing, collaborative effort. I understand you have got a job to do, to define these things, but we truly are going to collaborate. I don't think it matters who is over football operations, the kitchen staff, or whatever. Our job is to build the best building possible and we're going to do that.

(on what this means to his family)

Man, it's been crazy. We come in and the whole world of the Titans was here and just the outpour of love that we have gotten from just that video alone, from the highest of high. It has been amazing. And again, it's a testament to who this organization is. My family and I, we already feel welcome. We already feel a part of it. My wife asked me last night how could I try to remain so cool under that environment? Looking up and seeing all those people, feeling the applause, that motivated me. That motivated me to want to work my behind off for the people of this building, the people of this organization.

**HEAD COACH MIKE VRABEL****(on being in lockstep with Ran Carthon moving forward)**

There was never any doubt in my mind. Our job is to get it right. Our job is to hire great people, the best people at what they do. Our job is to find the best, the most diverse staffs and let them do their job – manage them, lead them, push them. That's what we have to do. We have to do that in personnel and I have to do that in coaching and then we have to bring it all together. We have to do what's best for the team.

(on what about Ran Carthon will make this collaboration work)

I just believe in his history. I believe in where he has been, his pedigree, and what he believes about making relationships. The coach's job is to teach, develop, and inspire through making a connection with the player. That can't change, whether it's where we bring him in, making connections with his staff or my staff. It's different. It's different than where it was 20 years ago when he played or when I played, it just is – Paul (Kuharsky), I know it's January and you're still going to interrupt me but I'm just trying to answer the question. We have to be able to get to know these guys and what they go through and the people in our building. When you stop and you ask how somebody is doing, you have to be willing to stand there and listen to them instead of just walking by. That starts with me and remembering that, not just walking by and say, 'Hey, how you doing today?' If you're willing to answer the question you have to stop, stand there, and figure out how you can help somebody.

(on Ran Carthon's evaluation of talent)

I want to hear about these guys and we both love - the majority of people can kind of figure out that the top players are the top players, like top 100. Where all my excitement comes in is the seventh round and late draft. We've had some really good late rounders, we all have. Where his experience and where I have been is trying to - we see it the exact same way. Let the scout and the position coach come together and act like Mike (Vrabel) and Ran (Carthon) throughout the draft. They can go, they can fit their board and say, 'Here are our undrafted guys, if they pass through the draft. Hey, Ran (Carthon), here's how you can help us. (Mike) Vrabel, here's how you can help us.' We will support that. That was part of our conversation. That's where we can hopefully continue to find his strength in the back end of our roster or special teams or you end up finding a guy that starts for you or plays. That's where I think you can really come together and you can say, 'Hey, this is what we saw in George (Kittle). A lot of other people passed on him, but this is what we saw.' Or I can say, 'Hey, this is what we saw in Teair Tart.' Who has been a valuable member of our defense and went undrafted. That's where I think, hopefully, we can continue to excel.

RECENT TITANS FREE AGENT ADDITIONS AND LOSSES

2022	
Free Agents Signed	Former Team
RB Trenton Cannon	San Francisco
TE Austin Hooper	Cleveland
OL Jamarco Jones	Seattle
LB Justin Lawler	L.A. Rams
WR Josh Malone	Green Bay
DB A.J. Moore	Houston
DL DeMarcus Walker	Houston
Free Agents Lost	New Team
WR Cameron Batson	Atlanta
FB Khari Blasingame	Chicago
ILB Jayon Brown	Las Vegas
S Dane Cruikshank	Chicago
ILB Rashaan Evans	Atlanta
TE Anthony Firkser	Atlanta
RB D'Onta Foreman	Carolina
WR Marcus Johnson	San Francisco
RB Jeremy McNichols	Atlanta
DT Kyle Peko	Las Vegas
OL David Quessenberry	Buffalo
2021	
Free Agents Signed	Former Team
OLB Ola Adeniyi	Pittsburgh
DL Denico Autry	Indianapolis
LB B.J. Bello	L.A. Chargers
WR Fred Brown	Denver
DT Trevon Coley	N.Y. Jets
LS Morgan Cox	Baltimore
T Christian DiLauro	Pittsburgh
OLB Bud Dupree	Pittsburgh
S Matthias Farley	N.Y. Jets
DT Woodrow Hamilton IV	Carolina
DT Bruce Hector	Carolina
RB Brian Hill	Atlanta
CB Jackrabbit Jenkins	New Orleans
CB Kevin Johnson	Cleveland
DT Abry Jones	Jacksonville
CB Chris Jones	Minnesota
T Kendall Lamm	Cleveland
WR Kalija Lipscomb	Green Bay
CB Greg Mabin	Jacksonville
LB Justin March-Lillard	Dallas
CB Kevin Peterson	Arizona
WR Josh Reynolds	L.A. Rams
Free Agents Lost	New Team
OLB Jadeveon Clowney	Cleveland
WR Corey Davis	N.Y. Jets
DE Matt Dickerson	Las Vegas
G/C Jamil Douglas	Buffalo
DT DaQuan Jones	Carolina
DB Joshua Kalu	N.Y. Giants
CB Desmond King	Houston
CB Chris Milton	N.Y. Giants
TE MyCole Pruitt	San Francisco
WR Kalif Raymond	Detroit
TE Jonnu Smith	New England
CB Tye Smith	Minnesota
2020	
Free Agents Signed	Former Team
OLB Vic Beasley Jr.	Atlanta
DB Ibraheim Campbell	Green Bay
DL Jack Crawford	Atlanta
LB Nick Dzubnar	L.A. Chargers
CB Johnathan Joseph	Houston
RB Seniorise Perry	Buffalo
T Ty Sambrailo	Atlanta
Free Agents Lost	New Team
T Jack Conklin	Cleveland
WR Darius Jennings	L.A. Chargers
DL Austin Johnson	N.Y. Giants
QB Marcus Mariota	Las Vegas
CB Logan Ryan	New York Giants

WR Tajaé Sharpe	Minnesota
CB LeShaun Sims	Cincinnati
2019	
Free Agents Signed	Former Team
DL Frank Herron	New England
TE Ryan Hewitt	Indianapolis
WR Cody Hollister	New England
WR Adam Humphries	Tampa Bay
G Rodger Saffold	L.A. Rams
DL Brent Urban	Baltimore
OLB Cameron Wake	Miami
Free Agents Lost	New Team
TE Luke Stocker	Atlanta
G Quinton Spain	Buffalo
2018	
Free Agents Signed	Former Team
CB Malcolm Butler	New England
WR Michael Campanaro	Baltimore
LB Will Compton	Washington
QB Blaine Gabbert	Arizona
RB Dion Lewis	New England
S Kendrick Lewis	Baltimore
DL Bennie Logan	Kansas City
G Kevin Pamphile	Tampa Bay
OL Xavier Su'a-Filo	Houston
S Kenny Vaccaro	New Orleans
WR Nick Williams	Atlanta
Free Agents Lost	New Team
DB Curtis Riley	N.Y. Giants
QB Brandon Weeden	Houston
LB Avery Williamson	N.Y. Jets
G/C Brian Schwenke	New England
WR Eric Decker	New England
2017	
Free Agents Signed	Former Team
LB Daren Bates	Oakland
S Johnathan Cyprien	Jacksonville
WR Eric Decker	N.Y. Jets
CB Demontre Hurst	Chicago
OL Tim Lelito	New Orleans
CB Logan Ryan	New England
S Brynden Trawick	Oakland
OLB Erik Walden	Indianapolis
KR/WR Eric Weems	Atlanta
NT Sylvester Williams	Denver
Free Agents Lost	New Team
T/G Byron Bell	Dallas
CB Valentino Blake	N.Y. Giants
TE Anthony Fasano	Miami
C/G Brian Schwenke	Indianapolis (later re-signed in Tennessee)
LB Sean Spence	Indianapolis
G Chance Warmack	Philadelphia
WR Kendall Wright	Chicago
2016	
Free Agents Signed	Former Team
CB Brice McCain	Miami
C Ben Jones	Houston
QB Matt Cassel	Dallas
WR Rishard Matthews	Miami
LB Sean Spence	Pittsburgh
CB Valentino Blake	Pittsburgh
S Rashad Johnson	Arizona
Free Agents Lost	New Team
LB Zach Brown	Buffalo
LB Steven Johnson	Pittsburgh
OL Joe Looney	Dallas
CB Coty Sensabaugh	Los Angeles

FREE AGENCY PRIMER

Q. When does the 2023 free agency signing period begin?

A. At 4:00 p.m. ET on Wednesday, March 15.

Q. When is the two-day negotiating period for potential unrestricted free agents?

A. From 12:00 p.m. ET on Monday, March 13 until 3:59:59 p.m. ET on Wednesday, March 15, clubs are permitted to contact and enter into contract negotiations with the certified agents of players who will become unrestricted free agents upon expiration of their 2022 player contracts at 4:00 p.m. ET on March 15.

Q. What are the categories of free agency?

A. Players are either “restricted free agents” or “unrestricted free agents.” A restricted free agent may be subject to a “qualifying offer.” A restricted or unrestricted free agent may be designated by his prior club as its franchise player or transition player.

Q. What is the time period for free agency signings this year?

A. For restricted free agents, from March 15 to April 21. For unrestricted free agents who have received a tender from their prior club by the Monday immediately following the final day of the NFL Draft for the 2023 League Year (i.e., May 1), from March 15 to July 24 (or the first scheduled day of the first NFL training camp, whichever is later). For franchise players, from March 15 until the Tuesday following Week 10 of the regular season, November 14. For transition players, from March 15 until July 24. After July 24 and until 4 p.m. ET on the Tuesday following Week 10 of the regular season, November 14, the prior club has exclusive negotiating rights to unrestricted free agents and transition players. If the above-listed players do not sign by November 14, they must sit out the season.

Q. What is the difference between a restricted free agent and an unrestricted free agent?

A. In the 2023 league year, players with three accrued seasons who have received a qualifying offer become restricted free agents when their contracts expire at the conclusion of the 2022 league year on March 15. Unrestricted free agents have completed four or more accrued seasons. Upon expiration of his 2022 contract, an unrestricted free agent is free to sign with any club with no draft-choice compensation owed to his old club.

Q. What constitutes an “accrued season”?

A. Six or more regular season games on a club’s active/inactive, reserve/injured or reserve/physically unable to perform lists.

Q. How do the free agency rules apply to restricted free agents?

A. If a player with three accrued seasons has received a “qualifying offer” (a salary tender predetermined by the Collective Bargaining Agreement between the league and its players) from his old club, he can negotiate with any club through April 21. If the restricted free agent signs an offer sheet with a new club, his old club can match the offer and retain him because the qualifying offer entitles it to a “right of first refusal” on any offer sheet the player signs. If the old club does not match the offer, it may receive draft-choice compensation depending on the amount of its qualifying offer. If an offer sheet is not executed on or before April 21, the player’s negotiating rights revert exclusively to his old club. In addition, prior to the start of free agency a player who would otherwise be a restricted free agent may be designated by his old club as its franchise player or transition player.

Q. What determines an unrestricted free agent?

A. A player with four or more accrued seasons whose contract has expired. He is free to sign with any club, with no draft-choice compensation owed to his old club, through July 24 (or the first scheduled day of the first NFL training camp, whichever is later). At that point, his negotiating rights revert exclusively to his old club if by May 1 the old club tendered the player a one-year contract for 110 percent of his prior year’s salary. His old club then has until the Tuesday following Week 10 of the regular season (November 14) to sign him. If he does not sign by that date, he must sit out the season. If no tender is offered by May 1, the player can be signed by any club at any time throughout the season.

Q. What determines a franchise player?

A. The salary offer by a player’s club determines what type of franchise player he is: exclusive or non-exclusive.

An “exclusive” franchise player – not free to sign with another club – is offered the greater of (i) the average of the top five salaries at the player’s position for the current year as of the end of the restricted free agent signing period on April 21; or (ii) the amount of the required tender for a non-exclusive franchise player, as explained below.

Article 10, Section 2(a)(i) of the CBA sets forth the methodology, known as the “Cap Percentage Average,” for calculating the required tender for a non-exclusive franchise player:

The Nonexclusive Franchise Tender shall be a one year NFL Player Contract for (A) the average of the five largest Prior Year Salaries for players at the position ... at which the Franchise Player participated in the most plays during the prior League Year, which average shall be calculated by: (1) summing the amounts of the Franchise Tags for players at that position for the five preceding League Years; (2) dividing the resulting amount by the sum of the Salary Caps for the five preceding League Years ... ; and (3) multiplying the resulting percentage by the Salary Cap for the upcoming League Year ... (the “Cap Percentage Average”) ... ; or (B) 120% of his Prior Year Salary, whichever is greater

If a club extends a required tender to a “non-exclusive” franchise player pursuant to this section, the player shall be permitted to negotiate a player contract with any club, except that draft-choice compensation of two first-round draft selections shall be made in the event he signs with a new club.

Q. How many franchise players and transition players can a team designate each season?

A. A club can designate one franchise player or one transition player among its potential restricted or unrestricted free agents.

Q. Can a club decide to withdraw its franchise or transition designation on a player?

A. Yes. A club can withdraw its franchise or transition designation, and the player then automatically becomes an unrestricted free agent, either immediately if the tender is withdrawn after the start of the 2023 league year, or when his 2022 contract expires if the tender is withdrawn before the start of the 2023 league year.

Q. Have the Titans used the franchise or transition designations recently?

A. The last Titans player to receive the franchise designation was running back **Derrick Henry** in 2020. After receiving the franchise tag, Henry and the Titans reached a long-term contract agreement. Prior to Henry, the Titans used the franchise designation in 2012 on safety **Michael Griffin**, in 2009 on tight end **Bo Scaife**, and in 2008 on defensive tackle **Albert Haynesworth**. Before Haynesworth, the Titans had not applied the franchise tag to a player since **Blaine Bishop** in 1997. The transition designation has not been used by the Titans since they applied it to punter **Craig Hentrich** in 2003. The tag was removed after one week, and he was signed to a long-term contract.

Q. When must teams be in compliance with the salary cap?

A. At the start of the 2022 league year, which begins at 4:00 p.m. ET on Wednesday, March 15.

Q. If a team is under the salary cap at the end of a given season, can the team “carry over” room to the next season?

A. Yes. A team may carry over room from one league year to the following league year by submitting notice to the NFL prior to 4:00 p.m. ET on the day following the team’s final regular-season game, indicating the amount of room that the club wishes to carry over.

Q. What is the maximum amount of room that a club can carry over?

A. A club can carry over 100 percent of its remaining 2022 room to its adjusted salary cap for 2023.

TITANS SCHEDULED TO PICK 11TH

The Titans currently own six total choices, including the 11th overall pick, in the 88th National Football League Player Selection Meeting. The first round will start on Thursday, April 27, in Kansas City, Mo., with the second and third rounds on Friday, April 28, followed by rounds four through seven on Saturday, April 29.



For the duration of the draft, Titans general manager **Ran Carthon**, head coach **Mike Vrabel** and their staffs will be headquartered at Ascension Saint Thomas Sports Park in MetroCenter, just north of downtown Nashville.

SIX PICKS

The Titans' current picks are comprised of five of their seven original selections and one pick acquired in a trade. They surrendered their fourth-round choice to the Atlanta Falcons in the 2021 trade that brought wide receiver **Julio Jones** to Tennessee, but they also received Atlanta's sixth-rounder in 2023. The Titans dealt their original sixth-round pick to the Los Angeles Rams in a 2022 deal for wide receiver **Robert Woods**.

Additionally, the NFL will award a total of 32 compensatory picks to teams in Rounds 3-7, based on net unrestricted free agency losses in 2022. The NFL typically announces the compensatory picks in March.

Teams are permitted to trade any pick, including compensatory selections.

THE 11TH PICK

In determining draft order, non-playoff clubs select first through 18th, according to the reverse order of their standing (i.e., the team with the lowest winning percentage receives the first pick, the team with the second-lowest winning percentage receives the second pick, etc.). Playoff teams select 19th through 32nd based on their level of advancement in the postseason.

Ties in the draft order are broken by figuring the aggregate won-lost-tied percentage of each involved club's regular season opponents (strength of schedule) and awarding preferential selection order to the club which faced the schedule of teams with the lowest aggregate won-lost-tied percentage. If ties still exist between teams in the same division or the same conference, the divisional or conference tie-breaking method is used, whichever is applicable. If ties still exist, the procedures for breaking ties for teams of different conferences shall be applied.

Clubs involved in two-club ties alternate positions from round-to-round. In ties that involve three or more clubs, the club at the top of a tied segment in a given round will move to the bottom of the segment for the next round, while all other clubs in the segment move up one position. This rotation continues throughout the draft.

The Titans were one of six teams with a 7-10 record in 2022, along with the Atlanta Falcons, Carolina Panthers, New Orleans Saints, Cleveland Browns and New York Jets. The clubs will rotate picks 8 through 13 in each round. The Titans are slotted for the 11th pick in the first round, the 10th pick in the second round, the ninth pick in the third round and the eighth pick in the fourth round (traded to Atlanta) before moving to the back of the group (13th pick) in the fifth round, etc.

After the 11th overall selection, the next choice the Titans are scheduled to have is the 41st overall pick in the second round, followed by the 72nd overall choice in the third round. Exact selection numbers for Rounds 4-7 will be known once compensatory selections are awarded.

There have been three prior occasions in franchise history in which the team used the 11th overall pick. Most recently, the Titans chose tackle **Taylor Lewan** at the spot in 2014. Lewan has started 100 games at left tackle (105 games played) and earned three Pro Bowl berths since joining the team.

Before Lewan, the Oilers drafted tackle **Morris Towns** with the 11th overall pick in 1977 and defensive back **Richard Johnson** at the spot in 1985. Towns totaled 88 games played and 67 starts from 1977 to 1983, while Johnson totaled 37 starts in 98 contests from 1985 to 1992. Johnson

recorded 15 career interceptions, including eight interceptions in 1990, which ranked second in the NFL.

The 11th pick a year ago was Ohio State wide receiver **Chris Olave**, who was taken by the Saints. As a rookie, Olave led New Orleans in receptions (72), receiving yards (1,042) and receiving average (14.5) and finished the season with four touchdowns. He was named to the 2022 Pro Football Writers of America All-Rookie team.

In 56 drafts since 1967, when the NFL and AFL agreed to a "common draft," there have been a total of 22 No. 11 overall picks (39.3 percent) that have gone on to make at least one Pro Bowl. The list includes two members of the Pro Football Hall of Fame: wide receiver **Michael Irvin**, who was selected 11th overall by the Dallas Cowboys in 1988, and linebacker **DeMarcus Ware**, who was selected in 2005 by Dallas. The group also features linebacker **Patrick Willis** (2007, San Francisco), defensive end **Dwight Freeney** (2002, Indianapolis), quarterback **Ben Roethlisberger** (2004, Pittsburgh), defensive end **J.J. Watt** (2011, Houston), cornerback **Marshon Lattimore** (2017, New Orleans) and safety **Minkah Fitzpatrick** (2018, Miami).

FIRST-ROUND PICKS BY POSITION

Since the team's initial draft as a charter member of the American Football League in 1960, the Titans have made 59 first-round selections, using that pick on an offensive player 34 times and on defense 25 times.

On offense, running backs lead the list, having been chosen eight times in the first round, three of which were Heisman Trophy winners: **Billy Cannon** (1960), **Earl Campbell** (1978) and **Eddie George** (1996). The most recent was **Chris Johnson**, the 24th overall selection in 2008 who went on to rush for 1,228 yards as a rookie and eclipse 2,000 yards in his second season.

On the defensive side of the ball, linebackers have been selected the most—eight times—by the Titans in the first round. **Robert Brazile** (1975), **Lamar Lathon** (1990) and **Keith Bulluck** (2000) headline the linebackers chosen. Most recently, the Titans selected linebacker **Rashaan Evans** with their first-round pick in 2018.

During the franchise's "Titans era," which began in 1999, Tennessee has chosen an offensive player with a first-round pick 12 times and a defensive player 11 times. On two occasions during that span—2001 and 2004—the team did not have a first-round pick due to trades.

Breakdown of Titans/Oilers' All-Time First-Round Picks by Position:

Offense	34	Defense	25
Running Back/Fullback	8	Linebacker	8
Tackle	7	Defensive End	6
Wide Receiver	6	Cornerback	5
Quarterback	6	Defensive Tackle	5
Guard	5	Safety	1
Tight End	2		
Center	0		

2023 TITANS DRAFT PICKS	
ROUND	OVERALL
1	11
2	41
3	72
5	TBD
6* (from Atl)	TBD
7	TBD

* Acquired in a trade

Note: List does not include compensatory picks (announced later in offseason)



The 2022 Titans draft class: (top row, left to right) OL Nicholas Petit-Frere, LB Chance Campbell, QB Malik Willis, RB Hassan Haskins, WR Treyton Burks, (bottom row, left to right) TE Chig Okonkwo, WR Kyle Phillips, S Theo Jackson, CB Roger McCreary

2023 FIRST-ROUND DRAFT ORDER

FRANCHISE ALL-TIME FIRST-ROUND PICKS

First-round picks in the history of the Oilers/Titans:

Team	2022 Results				Schedule Strength
	W	L	T	Pct	
1. Chicago Bears	3	14	0	.176	.571
2. Houston Texans	3	13	1	.206	.481
3. Arizona Cardinals	4	13	0	.235	.529
4. Indianapolis Colts	4	12	1	.265	.512
5. Denver Broncos – traded to Seattle	5	12	0	.294	.481
6. Los Angeles Rams – traded to Detroit	5	12	0	.294	.517
7. Las Vegas Raiders	6	11	0	.353	.474
8. Atlanta Falcons	7	10	0	.412	.467
9. Carolina Panthers	7	10	0	.412	.474
10. New Orleans Saints – traded to Philadelphia	7	10	0	.412	.507
11. Tennessee Titans	7	10	0	.412	.509
12. Cleveland Browns – traded to Houston	7	10	0	.412	.524
13. New York Jets	7	10	0	.412	.538
14. New England Patriots	8	9	0	.471	.502
15. Green Bay Packers	8	9	0	.471	.524
16. Washington Commanders	8	8	1	.500	.536
17. Pittsburgh Steelers	9	8	0	.529	.519
18. Detroit Lions	9	8	0	.529	.535
19. Tampa Bay Buccaneers	8	9	0	.471	.503
20. Seattle Seahawks	9	8	0	.529	.462
---- Miami Dolphins (<u>choice forfeited</u>)	9	8	0	.529	.537
21. Los Angeles Chargers	10	7	0	.588	.443
22. Baltimore Ravens	10	7	0	.588	.509
23. Minnesota Vikings	13	4	0	.765	.474
24. Jacksonville Jaguars	9	8	0	.529	.467
25. New York Giants	9	7	1	.559	.526
26. Dallas Cowboys	12	5	0	.706	.507
27. Buffalo Bills	13	3	0	.813	.489
28. Cincinnati Bengals	12	4	0	.750	.507
29. San Francisco 49ers – traded to Denver via Miami	13	4	0	.765	.417
30. Philadelphia Eagles	14	3	0	.824	.474
31. Kansas City Chiefs	14	3	0	.824	.453

Order as of Feb. 21, 2023

Year	Pick	Player	Pos.	College
2022	18	Treyton Burks	WR	Arkansas
2021	22	Caleb Farley	CB	Virginia Tech
2020	29	Isaiah Wilson	T	Georgia
2019	19	Jeffery Simmons	DT	Mississippi State
2018	22	Rashaan Evans	LB	Alabama
2017	5	Corey Davis	WR	Western Michigan
	18	Adoree' Jackson	CB	Southern California
2016	8	Jack Conklin	T	Michigan State
2015	2	Marcus Mariota	QB	Oregon
2014	11	Taylor Lewan	T	Michigan
2013	10	Chance Warmack	G	Alabama
2012	20	Kendall Wright	WR	Baylor
2011	8	Jake Locker	QB	Washington
2010	16	Derrick Morgan	DE	Georgia Tech
2009	30	Kenny Britt	WR	Rutgers
2008	24	Chris Johnson	RB	East Carolina
2007	19	Michael Griffin	DB	Texas
2006	3	Vince Young	QB	Texas
2005	6	Pacman Jones	CB	West Virginia
2004		(none)		
2003	28	Andre Woolfolk	CB	Oklahoma
2002	15	Albert Haynesworth	DT	Tennessee
2001		(none)		
2000	30	Keith Bulluck	LB	Syracuse
1999	16	Jevon Kearse	DE	Florida
1998	16	Kevin Dyson	WR	Utah
1997	18	Kenny Holmes	DE	Miami (Fla.)
1996	14	Eddie George	RB	Ohio State
1995	3	Steve McNair	QB	Alcorn State
1994	26	Henry Ford	DE	Arkansas
1993	13	Brad Hopkins	T	Illinois
1992		(none)		
1991		(none)		
1990	15	Lamar Lathon	LB	Houston
1989	23	David Williams	T	Florida
1988	22	Lorenzo White	RB	Michigan State
1987	3	Alonzo Highsmith	RB	Miami (Fla.)
	20	Haywood Jeffires	WR	NC State
1986	3	Jim Everett	QB	Purdue
1985	3	Ray Childress	DE	Texas A&M
	11	Richard Johnson	DB	Wisconsin
1984	2	Dean Steinkuhler	T	Nebraska
1983	9	Bruce Matthews	G	Southern California
1982	8	Mike Munchak	G	Penn State
1981		(none)		
1980		(none)		
1979		(none)		
1978	1	Earl Campbell	RB	Texas
1977	11	Morris Towns	T	Missouri
1976		(none)		
1975	6	Robert Brazile	LB	Jackson State
	15	Don Hardeman	RB	Tex.A&M-Kingsville
1974		(none)		
1973	1	John Matuszak	DE	Tampa
	14	George Amundson	RB	Iowa State
1972	6	Greg Sampson	DE	Stanford
1971	3	Dan Pastorini	QB	Santa Clara
1970	14	Doug Wilkerson	G	NC Central
1969	15	Ron Pritchard	LB	Arizona State
1968		(none)		
1967	5	George Webster	LB	Michigan St.
	23	Tom Regner	G	Notre Dame
1966		Tommy Nobis	LB	Texas
1965		Lawrence Elkins	TE	Baylor
1964		Scott Appleton	DT	Texas
1963		Danny Brabham	LB	Arkansas
1962		Ray Jacobs	DT	Howard Payne
1961		Mike Ditka	TE	Pittsburgh
1960		Billy Cannon	HB	LSU

2022 RECAP

DRAFT

TEAM NOTES

PLAYER NOTES

STATISTICS

ROSTERS

TITANS BY THE PICK

Titans' draft picks, overall selections 1-32, since 1967 (picks in Round 1 unless otherwise noted):

Pick Year	Player	Pos	School
1. 1978	Earl Campbell	RB	Texas
1973	John Matuszak	DE	Tampa
2. 2015	Marcus Mariota	QB	Oregon
1984	Dean Steinkuhler	T	Nebraska
3. 2006	Vince Young	QB	Texas
1995	Steve McNair	QB	Alcorn State
1987	Alonzo Highsmith	RB	Miami (Fla.)
1986	Jim Everett	QB	Purdue
1985	Ray Childress	DE	Texas A&M
1971	Dan Pastorini	QB	Santa Clara
4. (none)			
5. 2017	Corey Davis	WR	Western Michigan
1967	George Webster	LB	Michigan State
6. 2005	Adam Jones	CB	West Virginia
1975	Robert Brazile	LB	Jackson State
1972	Greg Sampson	DE	Stanford
7. (none)			
8. 2016	Jack Conklin	T	Michigan State
2011	Jake Locker	QB	Washington
1982	Mike Munchak	G	Penn State
9. 1983	Bruce Matthews	G	Southern California
10. 2013	Chance Warmack	G	Alabama
11. 2014	Taylor Lewan	T	Michigan
1985	Richard Johnson	DB	Wisconsin
1977	Morris Towns	T	Missouri
12. (none)			
13. 1993	Brad Hopkins	G	Illinois
14. 1996	Eddie George	RB	Ohio State
1973	George Amundson	RB	Iowa State
1970	Doug Wilkerson	G	N.C. Central
15. 2002	Albert Haynesworth	DT	Tennessee
1990	Lamar Lathon	LB	Houston
1975	Don Hardeman	RB	Texas A&M-Kingsville
1969	Ron Pritchard	LB	Arizona State
16. 2010	Derrick Morgan	DE	Georgia Tech
1999	Jevon Kearse	DE	Florida
1998	Kevin Dyson	WR	Utah
17. (none)			
18. 2022	Treyton Burks	WR	Arkansas
2017	Adoree' Jackson	CB	Southern California
1997	Kenny Holmes	DE	Miami (Fla.)
19. 2019	Jeffery Simmons	DT	Mississippi State
2007	Michael Griffin	S	Texas
20. 2012	Kendall Wright	WR	Baylor
1987	Haywood Jeffires	WR	North Carolina St.
21. (none)			
22. 2021	Caleb Farley	CB	Virginia Tech
2018	Rashaan Evans	LB	Alabama
1988	Lorenzo White	RB	Michigan State
23. 1989	David Williams	T	Florida
24. 2008	Chris Johnson	RB	East Carolina
1967	Tom Regner	G	Notre Dame
25. (none)			
26. 1994	Henry Ford	DE	Arkansas
27. (none)			
28. 2003	Andre Woolfolk	CB	Oklahoma
1991 (Rnd 2)	Mike Dumas	DB	Indiana
29. 2020	Isaiah Wilson	T	Georgia
1984 (Rnd 2)	Doug Smith	DL	Auburn
30. 2009	Kenny Britt	WR	Rutgers
2000	Keith Bulluck	LB	Syracuse
1983 (Rnd 2)	Harvey Salem	T	California
31. 1979 (Rnd 2)	Mike Stensrud	DE	Iowa State
1970 (Rnd 2)	Lee Brooks	DT	Texas
1967 (Rnd 2)	Bob Davis	QB	Virginia
32. (none)			

ALL-TIME 11TH OVERALL PICKS

Players selected with the 11th overall selection in the NFL Draft in the "common draft" era (1967-present):

Year	Team	Player	Pos	College
2022	New Orleans Saints	Chris Olave	WR	Ohio State
2021	Chicago Bears	Justin Fields	QB	Ohio State
2020	New York Jets	Mekhi Becton	T	Louisville
2019	Cincinnati Bengals	Jonah Williams	G	Alabama
2018	Miami Dolphins	Minkah Fitzpatrick	S	Alabama
2017	New Orleans Saints	Marshon Lattimore	CB	Ohio State
2016	Tampa Bay Buccaneers	Vernon Hargreaves III	CB	Florida
2015	Minnesota Vikings	Trae Waynes	CB	Michigan State
2014	Tennessee Titans	Taylor Lewan	T	Michigan
2013	San Diego Chargers	D.J. Fluker	T	Alabama
2012	Kansas City Chiefs	Dontari Poe	NT	Memphis
2011	Houston Texans	J.J. Watt	DE	Wisconsin
2010	San Francisco 49ers	Anthony Davis	T	Rutgers
2009	Buffalo Bills	Aaron Maybin	DE	Penn State
2008	Buffalo Bills	Leodis McKelvin	CB	Troy
2007	San Francisco 49ers	Patrick Willis	LB	Mississippi
2006	Denver Broncos	Jay Cutler	QB	Vanderbilt
2005	Dallas Cowboys	DeMarcus Ware	DE	Troy
2004	Pittsburgh Steelers	Ben Roethlisberger	QB	Miami (OH)
2003	Seattle Seahawks	Marcus Trufant	CB	Washington St.
2002	Indianapolis Colts	Dwight Freeney	DE	Syracuse
2001	Carolina Panthers	Dan Morgan	LB	Miami (FL)
2000	New York Giants	Ron Dayne	RB	Wisconsin
1999	Minnesota Vikings	Daunte Culpepper	QB	Central Florida
1998	Philadelphia Eagles	Tra Thomas	T	Florida State
1997	Atlanta Falcons	Michael Booker	DB	Nebraska
1996	New Orleans Saints	Alex Molden	DB	Oregon
1995	Minnesota Vikings	Derrick Alexander	DE	Florida State
1994	Chicago Bears	John Thierry	LB	Alcorn State
1993	Denver Broncos	Dan Williams	DE	Toledo
1992	Pittsburgh Steelers	Leon Searcy	T	Miami (FL)
1991	New England Patriots	Pat Harlow	T	Southern California
1990	Los Angeles Raiders	Anthony Smith	DE	Arizona
1989	Chicago Bears	Donnell Woolford	CB	Clemson
1988	Dallas Cowboys	Michael Irvin	WR	Miami (FL)
1987	New Orleans Saints	Shawn Knight	DT	Brigham Young
1986	Cincinnati Bengals	Joe Kelly	LB	Washington
1985	Houston Oilers	Richard Johnson	DB	Wisconsin
1984	Chicago Bears	Wilber Marshall	LB	Florida
1983	Green Bay Packers	Tim Lewis	DB	Pittsburgh
1982	Kansas City Chiefs	Anthony Hancock	WR	Tennessee
1981	Chicago Bears	Keith Van Horne	T	Southern California
1980	Kansas City Chiefs	Brad Budde	G	Southern California
1979	New Orleans Saints	Russell Erxleben	K	Texas
1978	Detroit Lions	Luther Bradley	DB	Notre Dame
1977	Houston Oilers	Morris Towns	T	Missouri
1976	Cincinnati Bengals	Billy Brooks	WR	Oklahoma
1975	Los Angeles Rams	Dennis Harrah	T	Miami (FL)
1974	Los Angeles Rams	John Cappelletti	RB	Penn State
1973	New England Patriots	Sam Cunningham	RB	Southern California
1972	Green Bay Packers	Jerry Tagge	QB	Nebraska
1971	Chicago Bears	Joe Moore	RB	Missouri
1970	Denver Broncos	Bobby Anderson	RB	Colorado
1969	Miami Dolphins	Bill Stanfill	DE	Georgia
1968	Detroit Lions	Greg Landry	QB	Massachusetts
1967	San Francisco 49ers	Cas Banaszek	TE	Northwestern

LAST TIME IN A TITANS DRAFT ...

FIRST OVERALL PICK

1978 RB Earl Campbell

SECOND OVERALL PICK

2015 QB Marcus Mariota

THIRD OVERALL PICK

2006 QB Vince Young

11TH OVERALL PICK

2014 T Taylor Lewan

TWO PICKS IN THE FIRST ROUND

2017 WR Corey Davis (5), CB Adoree' Jackson (18)

THREE PICKS IN THE FIRST ROUND

(never)

ZERO PICKS IN THE FIRST ROUND

2004 Traded out of the 27th position

TWO OR MORE SECOND-ROUND PICKS

2016 OLB Kevin Dodd (33), DL Austin Johnson (43), RB Derrick Henry (45)

TWO OR MORE THIRD-ROUND PICKS

2022 OL Nicholas Petit-Frere (69), QB Malik Willis (86)

HAD THREE PICKS IN ANY ROUND

2017 (seventh round) OLB Josh Carraway, T Brad Seaton, RB Khalfani Muhammad

HAD FOUR PICKS IN ANY ROUND

(never happened)

HAD 10 OR MORE PICKS

2016 10 total picks

HAD 11 OR MORE PICKS

2009 11 total picks

HAD 12 OR MORE PICKS

2004 13 total picks

HAD SIX OR FEWER PICKS

2020 Six total picks

SELECTED A QUARTERBACK IN THE FIRST ROUND

2015 Marcus Mariota (2)

SELECTED A RUNNING BACK IN THE FIRST ROUND

2008 Chris Johnson (24)

SELECTED AN OFFENSIVE LINEMAN IN THE FIRST ROUND

2020 Isaiah Wilson (29)

SELECTED A TIGHT END IN THE FIRST ROUND

1965 Lawrence Elkins (2)

SELECTED A WIDE RECEIVER IN THE FIRST ROUND

2022 Treyton Burks (18)

SELECTED A DEFENSIVE LINEMAN IN THE FIRST ROUND

2019 Jeffery Simmons (19)

SELECTED A LINEBACKER IN THE FIRST ROUND

2018 Rashaan Evans (22)

SELECTED A CORNERBACK IN THE FIRST ROUND

2021 Caleb Farley (22)

SELECTED A SAFETY IN THE FIRST ROUND

2007 Michael Griffin (19)

TRADED UP IN THE FIRST ROUND

2022 Traded with Philadelphia to acquire the 18th pick (and more) in exchange for WR A.J. Brown

TRADED BACK IN THE FIRST ROUND OR OUT OF THE FIRST ROUND

2022 Traded with the Jets to go from the 26th overall pick to the 35th pick

TITANS DRAFT NUMBERS

3

Prior drafts in Titans/Oilers history in which the team has used the 11th overall pick: 1977 (tackle **Morris Towns**), 1985 (defensive back **Richard Johnson**) and 2014 (tackle **Taylor Lewan**).

5

Rookies on the Titans' final 53-man roster in 2022 who entered the NFL by signing with the Titans as undrafted free agents: cornerback **Tre Avery**, running back **Julius Chestnut**, linebacker **Jack Gibbens**, offensive lineman **Xavier Newman** and punter **Ryan Stonehouse**.

15

Previous seasons **Ran Carthon** spent in NFL personnel departments before arriving in Tennessee as general manager in 2023.

15

Estimated total duration in hours of the three-day NFL Draft.

18.1

Average turnover (number of players) on the Titans' 53-man roster over the past 10 years—new players added after the final game of one season to the first game of the next season.

20

All-time draft picks by the Titans/Oilers from the University of Texas, which is the most of any school for the team. Oklahoma is second with 15 draft picks by the team.

25

Drafts, including 2023, during the franchise's "Titans era," which began in 1999. Defensive end **Jevon Kearse** (16th overall pick in 1999) was the first draft pick of the era by the Titans.

25

The total number of players on the Titans' final 53-man roster or reserve lists in 2022 who were drafted by the team.

41

Overall pick the Titans are scheduled to have in the second round of this year's draft.

45

Overall pick used by the Titans to select running back **Derrick Henry** in the second round of the 2016 NFL Draft.

51

Combined starts in 2022 by rookies who were drafted by the Titans, led by cornerback **Roger McCreary** (17) and tackle **Nicholas Petit-Frere** (16).

65

Players from the Southeastern Conference selected in the 2022 NFL Draft. The SEC had the most draftees, followed by the Big Ten (48).

91

Overall draft pick used by the Pittsburgh Steelers in 1997 (31st pick of the third round) to select Ohio State linebacker **Mike Vrabel**.

196

The total number of offensive linemen drafted in franchise history, the highest total of any position group. Running backs/fullbacks are second with 117.

203

Draft picks by the organization since it became the Titans in 1999.

TITANS ERA DRAFTS (SINCE 1999)

2022

Rd.	Pick	Player	Pos.	College
1a	18	Treyton Burks	WR	Arkansas
1b	26	(Traded to N.Y. Jets)		
2a	35	Roger McCreary	CB	Auburn
2b	58	(Traded to Atlanta)		
3a	69	Nicholas Petit-Frere	OL	Ohio State
3b	86	Malik Willis	QB	Liberty
3c	90	(Traded to Las Vegas)		
3d	101	(Traded to N.Y. Jets)		
4a	131	Hassan Haskins	RB	Michigan
4b	143	Chig Okonkwo	TE	Maryland
5a	163	Kyle Philips	WR	UCLA
5b	169	(Traded to Las Vegas)		
6a	204	Theo Jackson	S	Tennessee
6b	219	Chance Campbell	LB	Mississippi
7	247	(Traded to Miami)		

Draft Notes

General Manager: Jon Robinson

- 4b, 6b – Awarded as a compensatory selections
- 1a, 3d – Picks acquired from Philadelphia for WR A.J. Brown
- 2b – Pick traded with a fourth-round pick in 2023 to Atlanta for WR Julio Jones and a sixth-round pick in 2023
- 2a, 3a, 5a – Picks acquired from N.Y. Jets for 1b, 3d
- 3b – Pick acquired from Las Vegas for 3c and 5b
- 7 – Pick traded with T Isaiah Wilson to Miami in 2021 (see 2021 7a)

2021

Rd.	Pick	Player	Pos.	College
1	22	Caleb Farley	CB	Virginia Tech
2	53	Dillon Radunz	OL	North Dakota State
3a	85	(Traded to Green Bay)		
3b	92	Monty Rice	ILB	Georgia
3c	100	Elijah Molden	CB	Washington
4a	109	Dez Fitzpatrick	WR	Louisville
4b	126	(Traded to Carolina)		
4c	135	Rashad Weaver	OLB	Pittsburgh
5	166	(Traded to Carolina)		
6a	185	(Traded to L.A. Chargers)		
6b	205	Racey McMath	WR	Louisiana State
6c	215	Brady Breeze	S	Oregon
7a	232	(Traded to Carolina)		
7b	249	(Traded to L.A. Rams)		

Draft Notes

General Manager: Jon Robinson

- 3b, 4c – Picks acquired from Green Bay for 3a
- 3c – Awarded as a compensatory selection
- 4a – Pick acquired from Carolina for 4b, 5 and 7a
- 6a – Pick acquired from Jacksonville in 2020 for OLB Kamalei Correa and 7b; traded to L.A. Chargers in 2020 for CB Desmond King II
- 6c – Pick acquired from Kansas City in 2020 (see 2020, 7b)
- 7a – Pick originally from Atlanta acquired from Miami for T Isaiah Wilson and a seventh-round choice in 2022; traded to Carolina with 4b and 5 for 4a
- 7b – Pick and OLB Kamalei Correa traded to Jacksonville in 2020 for 6a

2020

Rd.	Pick	Player	Pos.	College
1	29	Isaiah Wilson	T	Georgia
2	61	Kristian Fulton	CB	Louisiana State
3	93	Darrynton Evans	RB	Appalachian State
4	135	(Traded to Miami)		
5	174	Larrell Murchison	DL	North Carolina State
6	208	(Traded to Green Bay)		
7a	224	Cole McDonald	QB	Hawaii
7b	237	(Traded to Kansas City)		
7c	243	Chris Jackson	DB	Marshall

Draft Notes

General Manager: Jon Robinson

- 4 – Pick traded to Miami in 2019 (see 2019, 6a)
- 6 – Pick traded to Green Bay in 2019 for OLB Reggie Gilbert
- 7a – Pick acquired in a 2019 trade with Cleveland for WR Taywan Taylor
- 7b – Pick acquired in a trade with Denver for DT Jurrell Casey and then traded to Kansas City for a sixth-round choice in 2021

2019

Rd.	Pick	Player	Pos.	College
1	19	Jeffery Simmons	DT	Mississippi State
2	51	A.J. Brown	WR	Mississippi
3	82	Nate Davis	OL	Charlotte
4a	116	Amani Hooker	DB	Iowa
4b	121	(Traded to N.Y. Jets)		
5a	157	(Traded to N.Y. Jets)		
5b	168	D'Andre Walker	OLB	Georgia
6a	188	David Long	LB	West Virginia
6b	191	(Traded to Baltimore)		
7	233	(Traded to Miami)		

Draft Notes

General Manager: Jon Robinson

- 4a, 5b – Picks acquired in a trade with N.Y. Jets for 4b and 5a
- 6a – Pick and QB Ryan Tannehill acquired in a trade with Miami for a seventh-round pick (233 overall) and a fourth-round pick in 2020
- 6b – Pick acquired in a trade with Baltimore for LB Kamalei Correa

2018

Rd.	Pick	Player	Pos.	College
1a	22	Rashaan Evans	LB	Alabama
1b	25	(traded to Baltimore)		
2a	41	Harold Landry III	OLB	Boston College
2b	57	(traded to Oakland)		
3	89	(traded to Oakland)		
4	125	(traded to Baltimore)		
5a	152	Dane Cruikshank	DB	Arizona
5b	162	(traded to Baltimore)		
6a	199	Luke Falk	QB	Washington State
6b	215	(acquired from Baltimore and traded back to Baltimore)		
7	243	(traded to Kansas City)		

Draft Notes

General Manager: Jon Robinson

- 1a, 6b – Picks acquired in a trade with Baltimore for 1b and 4 (6b later traded back to Baltimore)
- 2a – Pick acquired in a trade with Oakland for 2b and 3
- 5a – Pick acquired in a trade with Baltimore for 5b and 6b (6b originally traded from Baltimore to Tennessee before being traded back to Baltimore)
- 7 – Pick traded to Kansas City in 2017 for defensive lineman David King

2017

Rd.	Pick	Player	Pos.	College
1a	5	Corey Davis	WR	Western Michigan
1b	18	Adoree' Jackson	CB	Southern California
2	52	(traded to Cleveland)		
3a	72	Taywan Taylor	WR	Western Kentucky
3b	83	(traded to New England)		
3c	100	Jonnu Smith	TE	Florida International
4	124	(Traded to New England)		
5a	155	Jayon Brown	LB	UCLA
5b	164	(Traded to Philadelphia)		
6a	200	(Traded to N.Y. Giants)		
6b	203	(Traded to Denver)		
6c	207	(Traded to Cincinnati)		
6d	214	(Traded to Philadelphia)		
6e	217	Corey Levin	OL	Chattanooga
7a	227	Josh Carraway	OLB	Texas Christian
7b	236	Brad Seaton	T	Villanova
7c	241	Khalfani Muhammad	RB	California

TITANS ERA DRAFTS (SINCE 1999)

Draft Notes

General Manager: Jon Robinson

- 2 – Pick traded to Cleveland during 2016 draft (see 2016, 1b)
- 3a, 6a – Picks acquired in a trade with New England for 3b and 4
- 3c – Compensatory selection; acquired in a trade with the Los Angeles Rams during the 2016 draft (see 2016, 1a)
- 5a – Pick acquired in a trade with Philadelphia for 5b, 6d
- 6b – Pick traded to Denver during 2016 draft (see 2016, 5b)
- 6c, 7c – Picks acquired in a trade with the N.Y. Giants for 6a
- 6d – Pick acquired in a trade with Atlanta in 2015 (see 2016, 6c)
- 6e, 7a – Picks acquired in a trade with Cincinnati for 6c

2016

Rd.	Pick	Player	Pos.	College
1a	1	(traded to Los Angeles Rams)		
1b	8	Jack Conklin	T	Michigan State
1c	15	(traded to Cleveland)		
2a	33	Kevin Dodd	OLB	Clemson
2b	43	Austin Johnson	DL	Penn State
2c	45	Derrick Henry	RB	Alabama
3a	64	Kevin Byard	S	Middle Tennessee St.
3b	76	(traded to Cleveland)		
4a	100	(traded to Philadelphia)		
4b	113	(traded to Los Angeles Rams)		
5a	140	Tajae Sharpe	WR	Massachusetts
5b	157	LeShaun Sims	CB	Southern Utah
6a	176	(traded to Denver)		
6b	177	(traded to Los Angeles Rams)		
6c	193	Sebastian Tretola	G	Arkansas
7a	222	Aaron Wallace	OLB	UCLA
7b	253	Kalan Reed	CB	Southern Mississippi

Draft Notes

General Manager: Jon Robinson

- 1b, 6a – Picks acquired in a trade with Cleveland for 1c, 3b and a 2017 second-round choice
- 1c, 2b, 2c, 3b – Picks and 2017 first-round and third-round choices acquired in a trade with the L.A. Rams for 1a, 4b and 6b
- 4b – Pick acquired in a trade with Philadelphia for 4a and RB DeMarco Murray
- 5b, 7b – Picks acquired in a trade with Denver for 6a and a 2017 sixth-round choice
- 6c – Pick and a 2017 sixth-round choice acquired in 2015 from Atlanta for G Andy Levitre.

2015

Rd.	Pick	Player	Pos.	College
1	2	Marcus Mariota	QB	Oregon
2a	33	(traded to New York Giants)		
2b	40	Dorial Green-Beckham	WR	Oklahoma
3	66	Jeremiah Poutasi	OL	Utah
4a	100	Angelo Blackson	DE	Auburn
4b	108	Jalston Fowler	FB	Alabama
5	138	David Cobb	RB	Minnesota
6a	177	Deiontrez Mount	OLB	Louisville
6b	208	Andy Gallik	C	Boston College
7a	219	(traded to New England)		
7b	245	Tre McBride	WR	William & Mary

Draft Notes

General Manager: Ruston Webster

- 2b, 4b, 7 – Picks acquired from New York Giants for 2a.
- 6b – Pick acquired in 2014 from New England for LB Akeem Ayers and 7a.

2014

Rd.	Pick	Player	Pos.	College
1	11	Taylor Lewan	T	Michigan
2a	42	(traded to Philadelphia)		
2b	54	Bishop Sankey	RB	Washington
3	77	(traded to San Francisco)		
4a	112	DaQuan Jones	DL	Penn State
4b	122	Marqueston Huff	DB	Wyoming
5	151	Avery Williamson	LB	Kentucky
6a	178	Zach Mettenberger	QB	Louisiana State
6b	186	(traded to Washington)		
7	228	(traded to Washington)		

Draft Notes

General Manager: Ruston Webster

- 2b, 4b – Picks acquired in trade with Philadelphia for 2a.
- 3 – Pick traded to San Francisco during 2013 draft (see 2013, 2a).
- 6a – Pick acquired in trade with Washington for 6b and 7.

2013

Rd.	Pick	Player	Pos.	College
1	10	Chance Warmack	G	Alabama
2a	34	Justin Hunter	WR	Tennessee
2b	40	(traded to San Francisco)		
3a	70	Blidi Wreh-Wilson	CB	Connecticut
3b	97	Zaviar Gooden	LB	Missouri
4	107	Brian Schwenke	C	California
5	142	Lavar Edwards	DE	Louisiana State
6a	176	(traded to Minnesota)		
6b	202	Khalid Wooten	CB	Nevada
7a	216	(traded to San Francisco)		
7b	248	Daimion Stafford	S	Nebraska

Draft Notes

General Manager: Ruston Webster

- 2a – Pick acquired in trade with San Francisco for 2b, 7a and a third-round pick in 2014.
- 6a – Pick traded to Minnesota in 2012 for a seventh-round pick in 2012.
- 3b, 6b, 7b – Awarded as compensatory selections

2012

Rd.	Pick	Player	Pos.	College
1	20	Kendall Wright	WR	Baylor
2	52	Zach Brown	LB	North Carolina
3	82	Mike Martin	DT	Michigan
4	115	Coty Sensabaugh	CB	Clemson
5a	145	Taylor Thompson	TE	Southern Methodist
5b	155	(traded to Miami)		
6	190	Markelle Martin	S	Oklahoma State
7a	211	Scott Solomon	DE	Rice
7b	227	(traded to Miami)		

Draft Notes

General Manager: Ruston Webster

- 5a – Pick acquired in trade with Miami for 5b and 7b
- 7a – Pick acquired in trade with Minnesota for a sixth-round choice in 2013

2011

Rd.	Pick	Player	Pos.	College
1	8	Jake Locker	QB	Washington
2	39	Akeem Ayers	LB	UCLA
3	77	Jurrell Casey	DT	Southern California
4a	109	Colin McCarthy	LB	Miami (Fla.)
4b	130	Jamie Harper	RB	Clemson
5	142	Karl Klug	DL	Iowa
6	175	Byron Stingily	T	Louisville
7a	212	Zach Clayton	DT	Auburn
7b	251	Tommie Campbell	DB	California (Pa.)

TITANS ERA DRAFTS (SINCE 1999)

Draft Notes

General Manager: Mike Reinfeldt

- 4b, 7b – Awarded as compensatory selections

2010

Rd.	Pick	Player	Pos.	College
1	16	Derrick Morgan	DE	Georgia Tech
2	47	(traded to New England)		
3a	77	Damian Williams	WR	Southern California
3b	97	Rennie Curran	LB	Georgia
4a	104	Alterraun Verner	CB	UCLA
4b	111	(traded to Seattle)		
5	148	Robert Johnson	S	Utah
6a	176	Rusty Smith	QB	Florida Atlantic
6b	185	(traded to Seattle)		
6c	207	Myron Rolle	S	Florida State
7a	222	Marc Mariani	WR	Montana
7b	241	David Howard	DT	Brown

Draft Notes

General Manager: Mike Reinfeldt

- 3b, 6c, 7b – Awarded as compensatory selections
- 2 – Traded to New England in 2009 (see 2009 3a)
- 4a, 6a – Picks acquired in trade with Seattle for RB LenDale White, DT Kevin Vickerson, 4b and 6b

2009

Rd.	Pick	Player	Pos.	College
1	30	Kenny Britt	WR	Rutgers
2	62	Sen'Derrick Marks	DT	Auburn
3a	89	Jared Cook	TE	South Carolina
3b	94	Ryan Mouton	CB	Hawaii
4a	130	Gerald McRath	LB	Southern Mississippi
4b	135	Troy Kropog	T/G	Tulane
5a	166	(Traded to Dallas)		
5b	173	Javon Ringer	RB	Michigan State
6a	203	Jason McCourty	CB	Rutgers
6b	206	Dominique Edison	WR	Stephen F. Austin
7a	239	Ryan Durand	G	Syracuse
7b	242	Nick Schommer	S	North Dakota State

Draft Notes

General Manager: Mike Reinfeldt

- 4b, 5b, 6b, 7b – Awarded as compensatory selections
- 3a – Pick acquired in trade with New England for second round pick in 2010
- 5a – Pick traded to Dallas (see 2008 4c)

2008

Rd.	Pick	Player	Pos.	College
1	24	Chris Johnson	RB	East Carolina
2	54	Jason Jones	DL	Eastern Michigan
3	85	Craig Stevens	TE	California
4a	103	William Hayes	DE	Winston-Salem State
4b	124	(Traded to Washington)		
4c	126	Lavelle Hawkins	WR	California
4d	134	Stanford Keglar	LB	Purdue
5	157	(Traded to Washington)		
6	189	(Traded to Seattle)		
7	229	Cary Williams	CB	Washburn

Draft Notes

General Manager: Mike Reinfeldt

- 4d – Awarded as compensatory selection
- 4a – Pick acquired in trade with Washington for fourth round pick (#124 overall) and fifth round pick (#157 overall).
- 4b – Traded to Washington (see 4a)
- 4c – Pick acquired in trade with Dallas for Pacman Jones
- 5 – Pick traded to Washington (see 4a)
- 6 – Pick traded to Seattle for Bryce Fisher

2007

Rd.	Pick	Player	Pos.	College
1	19	Michael Griffin	S	Texas
2	50	Chris Henry	RB	Arizona
3	80	Paul Williams	WR	Fresno State
4a	115	Leroy Harris	G/C	N.C. State
4b	128	Chris Davis	WR	Florida State
5	152	Antonio Johnson	DT	Mississippi State
6a	188	Joel Filani	WR	Texas Tech
6b	204	Jacob Ford	DE	Central Arkansas
6c	206	Ryan Smith	CB	Florida
7	223	Mike Otto	T	Purdue

Draft Notes

General Manager: Mike Reinfeldt

- 4b – Pick acquired in trade with Baltimore for Steve McNair in 2006.
- 6b – Pick acquired in trade with San Diego for Billy Volek in 2006.
- 6c – Pick acquired in trade with Indianapolis for seventh round pick (#238 overall) in 2006. That selection was originally obtained from Indianapolis for Rocky Calmus.

2006

Rd.	Pick	Player	Pos.	College
1	3	Vince Young	QB	Texas
2a	39	(Traded to Philadelphia)		
2b	45	LenDale White	RB	Southern California
3	70	(Traded to Buffalo)		
4a	102	Calvin Lowry	S	Penn State
4b	116	Stephen Tulloch	LB	N.C. State
5a	137	Terna Nande	LB	Miami (Ohio)
5b	169	Jesse Mahelona	DT	Tennessee
6	172	Jonathan Orr	WR	Wisconsin
7a	215	Cortland Finnegan	CB	Samford
7b	238	(Traded to Indianapolis)		
7c	245	Spencer Toone	LB	Utah
7d	246	Quinton Ganther	RB	Utah

Draft Notes

General Manager: Floyd Reese

- 5b, 7c and 7d – awarded as compensatory selections
- 2a – Pick traded to Philadelphia (see 2b)
- 2b – Pick acquired from Philadelphia along with 2006 fourth round pick (116 overall) for the Titans second round pick (39 overall)
- 3 – Pick traded to Buffalo for RB Travis Henry in 2005
- 7b – Pick acquired from Indianapolis for LB Rocky Calmus in 2005 and traded back to Indianapolis for sixth round selection in 2007

2005

Rd.	Pick	Player	Pos.	College
1	6	Adam Jones	CB	West Virginia
2a	37	(Traded to Detroit)		
2b	41	Michael Roos	T	Eastern Washington
3a	68	Courtney Roby	WR	Indiana
3b	96	Brandon Jones	WR	Oklahoma
4a	108	Vincent Fuller	S	Virginia Tech
4b	113	David Stewart	T	Mississippi State
4c	136	Roydell Williams	WR	Tulane
5a	142	Damien Nash	RB	Missouri
5b	150	Daniel Loper	T	Texas Tech
6	179	Bo Scaife	TE	Texas
7	218	Reynaldo Hill	CB	Florida

Draft Notes

General Manager: Floyd Reese

- 3b and 4c – awarded as compensatory selections
- 2a – Pick traded to Detroit (see 2b)
- 2b – Pick acquired from Detroit along with 2005 fourth round pick (113 overall) for the Titans second round pick (37 overall)
- 4b – Pick acquired from Detroit (see 2b)
- 5b – Pick acquired from Kansas City for DE Carlos Hall

TITANS ERA DRAFTS (SINCE 1999)

2004

Rd.	Pick	Player	Pos.	College
1	27	(Traded to Houston)		
2a	40	Ben Troupe	TE	Florida
2b	42	Travis LaBoy	DE	Hawaii
2c	57	Antwan Odom	DE	Alabama
3a	71	Randy Starks	DT	Maryland
3b	92	Rich Gardner	CB	Penn State
4a	103	Bo Schobel	DE	TCU
4b	124	Michael Waddell	CB	North Carolina
5a	138	Jacob Bell	G	Miami (Ohio)
5b	159	(Traded to Houston)		
5c	165	Robert Reynolds	LB	Ohio State
6	191	Troy Fleming	RB	Tennessee
7a	230	Jared Clauss	DT	Iowa
7b	239	Eugene Amano	C	S.E. Missouri State
7c	241	Sean McHugh	TE	Penn State

Draft Notes

- General Manager: Floyd Reese
- 5c, 7b, 7c – awarded as compensatory selections
 - 1 – Pick traded to Houston (see 2a)
 - 2a – Pick acquired from Houston along with 2004 third round pick (71 overall), fourth round pick (103 overall) and fifth round pick (138 overall) for the Titans 2004 first round pick (27 overall) and fifth round pick (159 overall)
 - 2b – Pick acquired from New York Jets for WR Justin McCareins
 - 3a – Pick acquired in Houston trade (see 2a)
 - 4a – Pick acquired in Houston trade (see 2a)
 - 5a – Pick acquired in Houston trade (see 2a)
 - 5b – Pick traded to Houston (see 2a)

2003

Rd.	Pick	Player	Pos.	College
1	28	Andre Woolfolk	CB	Oklahoma
2	60	Tyrone Calico	WR	Middle Tennessee State
3	93	Chris Brown	RB	Colorado
4	126	Rien Long	DT	Washington State
5a	154	Donnie Nickey	S	Ohio State
5b	164	(Traded to New England)		
6	201	(Traded to New England)		
7a	225	Todd Williams	T	Florida State
7b	243	(Traded to New England)		

Draft Notes

- General Manager: Floyd Reese
- 5a – Pick acquired from New England along with 2003 seventh round pick (225 overall) for the Titans 2003 fifth round pick (164 overall), sixth round pick (201 overall) and seventh round pick (243 overall)
 - 5b – Pick traded to New England (see 5a)
 - 6 – Pick traded to New England (see 5a)
 - 7a – Pick acquired in New England trade (see 5a)
 - 7b – Pick traded to New England (see 5a)

2002

Rd.	Pick	Player	Pos.	College
1a	14	(Traded to N.Y. Giants)		
1b	15	Albert Haynesworth	DT	Tennessee
2	45	Tank Williams	S	Stanford
3	77	Rocky Calmus	LB	Oklahoma
4a	110	Mike Echols	CB	Wisconsin
4b	115	Tony Beckham	CB	Wisconsin-Stout
4c	133	Rocky Boiman	LB	Notre Dame
5	151	Jake Schifino	WR	Akron
6	187	Justin Hartwig	G	Kansas
7a	225	Darrell Hill	WR	Northern Illinois
7b	240	Carlos Hall	DE	Arkansas

Draft Notes

- General Manager: Floyd Reese
- 4c – awarded as compensatory selection
 - 1a – Pick traded to N.Y. Giants (see 1b)
 - 1b – Pick acquired from the New York Giants along with 2002 fourth round pick (115 overall) for the Titans 2002 first round pick (14 overall)
 - 4b – Pick acquired in Giants trade (see 1b)
 - 7b – Pick acquired from Green Bay for DT Rod Walker

2001

Rd.	Pick	Player	Pos.	College
1	29	(Traded to St. Louis)		
2	60	Andre Dyson	CB	Utah
3	90	Shad Meier	TE	Kansas State
4	124	Justin McCareins	WR	Northern Illinois
5	159	Eddie Berlin	WR	Northern Iowa
6a	192	Dan Alexander	RB	Nebraska
6b	199	Adam Haayer	T	Minnesota
7a	229	(Traded to Oakland)		
7b	232	Keith Adams	LB	Clemson

Draft Notes

- General Manager: Floyd Reese
- 6b, 7b – awarded as compensatory selections
 - 1 – Pick traded to St. Louis for DE Kevin Carter
 - 7a – Pick traded to Oakland for C Gennaro DiNapoli

2000

Rd.	Pick	Player	Pos.	College
1	30	Keith Bulluck	LB	Syracuse
3a	68	Erron Kinney	TE	Florida
3b	93	Byron Frisch	DE	Brigham Young
4a	124	Bobby Myers	S	Wisconsin
4b	128	Peter Sirmon	LB	Oregon
5a	135	Aric Morris	S	Michigan State
5b	160	Frank Chamberlin	LB	Boston College
6	197	Robaire Smith	DE	Michigan State
7a	213	Mike Green	RB	Houston
7b	237	Wes Shivers	T	Mississippi State

Draft Notes

- General Manager: Floyd Reese
- 4b – awarded as compensatory selection
 - 7a – Pick acquired from Chicago for LB Lemanski Hall

1999

Rd.	Pick	Player	Pos.	College
1	16	Jevon Kearse	DE	Florida
2a	46	(Traded to New England)		
2b	52	John Thornton	DT	West Virginia
3	81	Zach Piller	G	Florida
4a	114	Brad Ware	S	Auburn
4b	117	Donald Mitchell	CB	Southern Methodist
5	151	Kevin Daft	QB	California-Davis
6	186	Darran Hall	WR	Colorado State
7	222	Phil Glover	LB	Utah

Draft Notes

- General Manager: Floyd Reese
- 2a – Pick traded to New England (see 2b)
 - 2b – Pick acquired from New England along with 1999 fourth round pick (117 overall) for Titans 1999 second round pick (46 overall)
 - 4b – Pick acquired in New England trade (see 2b)

2022 RECAP

DRAFT

TEAM NOTES

PLAYER NOTES

STATISTICS

ROSTERS

RECENT TITANS TRADE HISTORY

2022 TRADES

Trade Date/Teams	Compensation	Overall	Player Selected	Note
1. March 23, 2022				
Tennessee Receives:	Player:		WR Robert Woods	
L.A. Rams Receive:	Draft Choice:		Round 6, 2023	
2. April 28, 2022 (Draft Day Trade)				
Tennessee Receives:	Draft Choice:	Round 1, 2022	#18 WR Treyton Burks	Pick originally from New Orleans
	Draft Choice:	Round 3, 2022	#101 (TE Jeremy Ruckert)	Pick originally a New Orleans compensatory selection; traded to NY Jets
Philadelphia Receives:	Player:		WR A.J. Brown	
3. April 28, 2022 (Draft Day Trade)				
Tennessee Receives:	Draft Choice:	Round 2, 2022	#35 CB Roger McCreary	
	Draft Choice:	Round 3, 2022	#69 OL Nicholas Petit-Frere	
	Draft Choice:	Round 5, 2022	#163 WR Kyle Phillips	Pick originally from Pittsburgh
N.Y. Jets Receive:	Draft Choice:	Round 1, 2022	#26 OLB Jermaine Johnson	
	Draft Choice:	Round 3, 2022	#101 TE Jeremy Ruckert	Pick originally a New Orleans compensatory selection
4. April 29, 2022 (Draft Day Trade)				
Tennessee Receives:	Draft Choice:	Round 3, 2022	#86 QB Malik Willis	
Las Vegas Receives:	Draft Choice:	Round 3, 2022	#90 G Dylan Parham	
	Draft Choice:	Round 5, 2022	#169 (RB Ty Chandler)	Pick traded to Minnesota
5. Aug. 17, 2022				
Tennessee Receives:	Player:		S Tyree Gillespie	
Las Vegas Receives:	Draft Choice:		Round 7, 2024	Conditional draft choice
6. Aug. 24, 2022				
Tennessee Receives:	Player:		DB Ugo Amadi	
	Draft Choice:		Round 7, 2024	
Philadelphia Receives:	Draft Choice:		Round 6, 2024	
7. Aug. 29, 2022				
Tennessee Receives:	Player:		OL Dennis Daley	
	Draft Choice:		Round 7, 2024	
Carolina Receives:	Draft Choice:		Round 5, 2024	

2021 TRADES

Trade Date/Teams	Compensation	Overall	Player Selected	Note
1. March 17, 2021				
Tennessee Receives:	Draft Choice:	Round 7, 2021	#232 (DT Phil Hoskins)	Pick originally from Atlanta; traded to Carolina
Miami Receives:	Player:		T Isaiah Wilson	
	Draft Choice:	Round 7, 2022	#247 QB Skylar Thompson	
2. April 30, 2021 (Draft Day Trade)				
Tennessee Receives:	Draft Choice:	Round 3, 2021	#92 ILB Monty Rice	
	Draft Choice:	Round 4, 2021	#135 OLB Rashad Weaver	
Green Bay Receives:	Draft Choice:	Round 3, 2021	#85 WR Amari Rodgers	
3. May 1, 2021 (Draft Day Trade)				
Tennessee Receives:	Draft Choice:	Round 4, 2021	#109 WR Dez Fitzpatrick	Pick originally from Houston
Carolina Receives:	Draft Choice:	Round 4, 2021	#126 RB Chuba Hubbard	
	Draft Choice:	Round 5, 2021	#166 DB Keith Taylor	
	Draft Choice:	Round 7, 2021	#232 DT Phil Hoskins	Pick originally from Atlanta through Miami
4. June 6, 2021				
Tennessee Receives:	Player:		WR Julio Jones	
	Draft Choice:		Round 6, 2023	
Atlanta Receives:	Draft Choice:	Round 2, 2022	#58 LB Troy Andersen	
	Draft Choice:	Round 4, 2023		Conditional draft choice

2020 TRADES

Trade Date/Teams	Compensation	Overall	Player Selected	Note
1. March 19, 2020				
Tennessee Receives:	Draft Choice:	Round 7, 2020	#237 (CB Thakarius Keyes)	Pick originally from New England; traded to Kansas City
Denver Receives:	Player:		DT Jurrell Casey	

RECENT TITANS TRADE HISTORY

2. April 25, 2020 (Draft Day Trade)

Tennessee Receives:	Draft Choice:	Round 6, 2021	#215	S Brady Breeze	
Kansas City Receives:	Draft Choice:	Round 7, 2020	#237	CB Thakarius Keyes	Pick originally from New England through Denver

3. Oct. 14, 2020

Tennessee Receives:	Draft Choice:	Round 6, 2021	#185	(LB Nick Niemann)	Pick traded to L.A. Chargers
Jacksonville Receives:	Draft Choice:	Round 7, 2021	#249	(WR Ben Skowronek)	Pick traded to L.A. Rams
	Player:	OLB Kamalei Correa			

4. Nov. 2, 2020

Tennessee Receives:	Player:	CB Desmond King II			
L.A. Chargers Receive:	Draft Choice:	Round 6, 2021	#185	LB Nick Niemann	Pick originally from Jacksonville

2019 TRADES

Trade Date/Teams	Compensation	Overall	Player Selected	Note
------------------	--------------	---------	-----------------	------

1. March 15, 2019

Tennessee Receives:	Player:	QB Ryan Tannehill			
	Draft Choice:	Round 6, 2019	#188	LB David Long Jr.	
Miami Receives:	Draft Choice:	Round 7, 2019	#233	RB Chandler Cox	
	Draft Choice:	Round 4, 2020	#135	(G Kevin Dotson)	Pick traded to Pittsburgh

2. April 27, 2019 (Draft Day Trade)

Tennessee Receives:	Draft Choice:	Round 4, 2019	#116	DB Amani Hooker	Pick originally from Miami through New Orleans
	Draft Choice:	Round 5, 2019	#168	OLB D'Andre Walker	Pick originally from New Orleans
N.Y. Jets Receive:	Draft Choice:	Round 4, 2019	#121	TE Trevon Wesco	
	Draft Choice:	Round 5, 2019	#157	LB Blake Cashman	

3. August 29, 2019

Tennessee Receives:	Player:	OLB Reggie Gilbert			
Green Bay Receives:	Draft Choice:	Round 6, 2020	#208	C Jake Hanson	

4. August 31, 2019

Tennessee Receives:	Draft Choice:	Round 7, 2020	#224	QB Cole McDonald	
Cleveland Receives:	Player:	WR Taywan Taylor			

2018 TRADES

Trade Date/Teams	Compensation	Overall	Player Selected	Note
------------------	--------------	---------	-----------------	------

1. April 26, 2018 (Draft Day Trade)

Tennessee Receives:	Draft Choice:	Round 1, 2018	#22	LB Rashaan Evans	Pick originally from Kansas City through Buffalo
	Draft Choice:	Round 6, 2018	#215	(C Bradley Bozeman)	Pick traded back to Baltimore
Baltimore Receives:	Draft Choice:	Round 1, 2018	#25	TE Hayden Hurst	
	Draft Choice:	Round 4, 2018	#125	(DB Avonte Maddox)	Pick traded to Philadelphia

2. April 27, 2018 (Draft Day Trade)

Tennessee Receives:	Draft Choice:	Round 2, 2018	#41	OLB Harold Landry III	
Oakland Receives:	Draft Choice:	Round 2, 2018	#57	DT P.J. Hall	
	Draft Choice:	Round 3, 2018	#89	(T Joseph Noteboom)	Pick traded to L.A. Rams

3. April 28, 2018 (Draft Day Trade)

Tennessee Receives:	Draft Choice:	Round 5, 2018	#152	DB Dane Cruikshank	
Baltimore Receives:	Draft Choice:	Round 5, 2018	#162	WR Jordan Lasley	
	Draft Choice:	Round 6, 2018	#215	C Bradley Bozeman	Pick originally from Baltimore

4. August 28, 2018

Tennessee Receives:	Player:	LB Kamalei Correa			
Baltimore Receives:	Draft Choice:	Round 6, 2019	#191	(DB Marcus Epps)	Pick traded to Minnesota

2017 TRADES

Trade Date/Teams	Compensation	Overall	Player Selected	Note
------------------	--------------	---------	-----------------	------

1. April 28, 2017 (Draft Day Trade)

Tennessee Receives:	Draft Choice:	Round 3, 2017	#72	WR Taywan Taylor	Pick originally from Carolina
	Draft Choice:	Round 6, 2017	#200	(T Adam Bisnowaty)	Pick traded to N.Y. Giants; originally from Indianapolis
New England Receives:	Draft Choice:	Round 3, 2017	#83	DE Derek Rivers	
	Draft Choice:	Round 4, 2017	#124	(LB Jalen Reeves-Maybin)	Pick traded to Detroit

2. April 29, 2017 (Draft Day Trade)

Tennessee Receives:	Draft Choice:	Round 5, 2017	#155	LB Jayon Brown	
Philadelphia Receives:	Draft Choice:	Round 5, 2017	#164	(G Isaac Asiata)	Pick traded to Miami
	Draft Choice:	Round 6, 2017	#214	DT Elijah Qualls	Pick originally from Atlanta

RECENT TITANS TRADE HISTORY

3. April 29, 2017 (Draft Day Trade)

Tennessee Receives:	Draft Choice:	Round 6, 2017	#207	(DB Brandon Wilson)	Pick traded to Cincinnati
	Draft Choice:	Round 7, 2017	#241	RB Khalfani Muhammad	
N.Y. Giants Receive:	Draft Choice:	Round 6, 2017	#200	T Adam Bisnowaty	Pick originally from Indianapolis through New England

4. April 29, 2017 (Draft Day Trade)

Tennessee Receives:	Draft Choice:	Round 6, 2017	#217	OL Corey Levin	Compensatory pick
	Draft Choice:	Round 7, 2017	#227	OLB Josh Carraway	
Cincinnati Receives:	Draft Choice:	Round 6, 2017	#207	DB Brandon Wilson	Pick originally from N.Y. Giants

5. Sept. 1, 2017

Tennessee Receives:	Player:	DE David King			
Kansas City Receives:	Draft Choice:	Round 7, 2018	#243	(DB Keion Crossen)	Conditional draft choice; traded to New England

2016 TRADES

Trade Date/Teams	Compensation	Overall	Player Selected	Note	
1. March 9, 2016					
Tennessee Receives:	Player:		RB DeMarco Murray		
	Draft Choice:	Round 4, 2016	#113	(LB Nick Kwiatkoski)	Pick traded from Tennessee to Los Angeles to Chicago
Philadelphia Receives:	Draft Choice:	Round 4, 2016	#100	(QB Connor Cook)	Pick traded from Philadelphia to Cleveland to Oakland
2. April 14, 2016					
Tennessee Receives:	Draft Choice:	Round 1, 2016	#15	(WR Corey Coleman)	Pick traded from Tennessee to Cleveland
	Draft Choice:	Round 2, 2016	#43	DL Austin Johnson	Pick originally from Philadelphia
	Draft Choice:	Round 2, 2016	#45	RB Derrick Henry	
	Draft Choice:	Round 3, 2016	#76	(T Shon Coleman)	Pick traded from Tennessee to Cleveland
	Draft Choice:	Round 1, 2017	#5	WR Corey Davis	
	Draft Choice:	Round 3, 2017	#100	TE Jonnu Smith	Compensatory pick
L.A. Rams Receive:	Draft Choice:	Round 1, 2016	#1	QB Jared Goff	
	Draft Choice:	Round 4, 2016	#113	(LB Nick Kwiatkoski)	Pick originally from Philadelphia; traded from Los Angeles to Chicago
	Draft Choice:	Round 6, 2016	#177	TE Temarrick Hemingway	
3. April 28, 2016 (Draft Day Trade)					
Tennessee Receives:	Draft Choice:	Round 1, 2016	#8	T Jack Conklin	Pick originally from Miami through Philadelphia
	Draft Choice:	Round 6, 2016	#176	(RB Andy Janovich)	Pick traded from Tennessee to Denver
Cleveland Receives:	Draft Choice:	Round 1, 2016	#15	WR Corey Coleman	Pick originally from Los Angeles
	Draft Choice:	Round 3, 2016	#76	T Shon Coleman	Pick originally from Los Angeles
	Draft Choice:	Round 2, 2017	#52	QB DeShone Kizer	
4. April 30, 2016 (Draft Day Trade)					
Tennessee Receives:	Draft Choice:	Round 5, 2016	#157	CB LeShaun Sims	Pick originally from N.Y. Jets
	Draft Choice:	Round 7, 2016	#253	CB Kalan Reed	
Denver Receives:	Draft Choice:	Round 6, 2016	#176	RB Andy Janovich	Pick originally from Cleveland
	Draft Choice:	Round 6, 2017	#203	RB De'Angelo Henderson	
5. Aug. 16, 2016					
Tennessee Receives:	Player:	G/T Dennis Kelly			
Philadelphia Receives:	Player:	WR Dorial Green-Beckham			



Ryan Tannehill was acquired in a trade in 2019.

HEAD COACH MIKE VRABEL

[Click For Complete Online Bio](#)

[Video: Watch "The Mike Vrabel Show"](#)

[Video: Watch Mike Vrabel's latest press conference](#)

[Video: Introducing Mike Vrabel's Second and Seven Foundation](#)

[Mike Vrabel Named AP 2021 NFL Coach of the Year](#)

[Video: Igniting the Fire - Who is Mike Vrabel?](#)



Mike Vrabel was named head coach of the Titans on Jan. 20, 2018, becoming the 19th head coach in franchise history.

Vrabel, who will enter 2023 as, at minimum, the NFL's ninth-longest tenured head coach with his current team, is the organization's fourth head coach to serve for at least five complete seasons, joining **Wally Lemm** (1966–1970), **Bum Phillips** (1975–1980) and **Jeff Fisher** (1994–2010). Measured against each member of the group in years one through five of their respective terms, Vrabel's 50 wins from 2018 to 2022 set a new benchmark, and his .575 winning percentage (50-37) ranked second behind only Phillips, who was 48-32 (.600) in his initial five years with the Oilers.

Vrabel finished the 2022 campaign ranked third in Titans/Oilers history in total career wins among head coaches. His 50 wins trailed only franchise Ring of Honor members Fisher (147) and Phillips (59).

With three playoff appearances in his first five years (2019, 2020 and 2021), Vrabel is the sixth head coach in Oilers/Titans history to coach at least three playoff teams. The others are Fisher (six), **Jack Pardee** (four), Phillips (three), **Jerry Glanville** (three) and Lemm (three). The Titans won back-to-back AFC South titles in 2020 and 2021, marking the first time the organization accomplished the feat since the Oilers won the first three AFL Eastern division titles from 1960 to 1962.

In each of Vrabel's first five seasons, the Titans had a minimum of a win-and-in scenario to reach the postseason entering the final week of the regular season. The two non-playoff seasons under his leadership came down to such circumstances in 2018 and 2022.

Situationally, Vrabel's teams have fared among the NFL leaders in several categories. From 2018 to 2022, the Titans had a .640 winning percentage in three-point games (16-9), which ranked second in the league behind only the Green Bay Packers (.658). In the same time period, their .855 winning percentage (47-8) in regular season games in which they had

a fourth-quarter lead tied for sixth in the NFL. Vrabel's team was 5-2 in overtime games from 2018 through 2022, tying the Kansas City Chiefs (5-0) for the second-most overtime wins behind the Las Vegas Raiders (7-3). On the road, the Titans were 28-18 (.561), tying for the league's sixth-best road record.

From 2018 to 2022, the Titans had the NFL's second-best rushing offense, averaging 139.9 rushing yards per game. Only the Baltimore Ravens were better (170.8). The offense ranked first in the NFL in the red zone, scoring touchdowns on 66.8 percent of drives inside the opponent's 20-yard line (173 of 259), and the Titans also had the NFL's ninth-best team passer rating at 95.8.

On the other side of the ball, the Titans ranked fourth in rushing defense from 2018 to 2022, allowing 100.2 rushing yards per contest. Also from 2018 to 2022, the Titans were seventh in scoring defense (21.8 opponent points per game).

During the 2022 season, the Titans led the NFL in total number players used for the second consecutive season. A total of 86 players took the field for at least one game, partly as a result of 31 players being placed on injured reserve from the time the roster was cut to 53 players through the end of the campaign. The Titans relied heavily upon their youth, as rookies combined for 145 games played (tied for third in the NFL) and 56 starts (sixth).

The 2022 Titans led the NFL in rushing defense for the first time since 2003. They allowed only 1,307 total rushing yards for a league-best average of 76.9 yards per contest—the second-best finish in franchise history (73.4 in 1960). The Titans also ranked third in third-down defense in 2022, allowing a conversion rate of 34.2 percent (77 of 225).

Vrabel Honored as NFL's Top Coach in 2021

Vrabel was named the Associated Press NFL Coach of the Year in 2021 after directing the Titans to a 12-5 record during the regular season. The Titans won the AFC South, and they claimed the top seed in the AFC playoff field for the first time since 2008. They did so despite needing to use 91 total players during the season—the most in NFL history in a non-strike year. After the final preseason roster cuts through the end of the season, the team placed 26 different players on injured reserve and 21 different players on the reserve/COVID-19 list, plus additional practice squad players that received those designations.

The 2021 Titans ranked second in rushing defense (84.6 yards allowed per game), 12th in total defense (329.8), sixth on third down (36.7 percent), sixth in scoring defense (20.8 points per game) and ninth in sacks (43). Offensively, the Titans finished fifth in rushing (141.4 yards per game) despite missing **Derrick Henry** for nine games due to injury. The offense also ranked eighth on third down (43.6 percent), fifth in the red zone (63.9 percent) and first in goal-to-go efficiency (87.5 percent).

In 2021, Vrabel joined Pardee and Glanville as the only head coaches in team annals to preside over at least three playoff squads in their initial four seasons as head coach, and he tied Pardee (43-26) for the most total wins by a head coach in his first four seasons with the organization.

Titans Take the AFC South in Year 3 Under Vrabel

The Titans won the 2020 AFC South title with an 11-5 record in the regular season, claiming their best record and first division title since going 13-3 in 2008. They finished with a 5-1 record within the division and a 6-2 mark in road games, all while navigating the challenges of the COVID-19 pandemic.

The Titans led the NFL in 2020 with a plus-11 turnover differential. Their 23 takeaways ranked seventh in the NFL, while their 12 turnovers were the second-fewest in the league in 2020 and tied for the ninth-lowest number since the NFL went to a 16-game schedule in 1978.

In 2020, the Titans tied for second place in total offense (396.4 yards per game) and ranked fourth in scoring offense (30.7 points per game). They became the first team in NFL history to generate at least 2,500 rushing yards (2,690) and 3,500 net passing yards (3,653) while surrendering 25 or fewer sacks (25). Their 6,343 total yards and 381 first downs established franchise records, while their 491 points amounted to the organization's second-best total.

The 2020 Titans joined the 1997 Detroit Lions as the only teams in NFL history to feature a 2,000-yard rusher, a 3,000-yard passer and a 1,000-yard receiver. Henry led the NFL in rushing for the second consecutive season, and his 2,027 rushing yards gave him the fifth-best total in league history. Meanwhile, **Ryan Tannehill** passed for 3,819 yards, and his 106.5 passer rating was the fifth-best number in the NFL. **A.J. Brown** was named to the

MIKE VRABEL AT A GLANCE

- Year as Titans head coach: 5
- Year as NFL head coach: 5
- Regular season record: **48-34**
- Postseason record: **2-3**
- Overall record: **50-37**
- Regular season home record: **25-16**
- Regular season road record: **23-18**

Mike Vrabel's Career Coaching Ledger:

Years	Team	Position
2018-23	Tennessee Titans	Head Coach
2017	Houston Texans	Defensive Coordinator
2014-16	Houston Texans	Linebackers Coach
2012-13	Ohio State University	Defensive Line Coach
2011	Ohio State University	Linebackers Coach

Mike Vrabel's Career Playing Ledger:

Years	Team	Position
2009-10	Kansas City Chiefs	Linebacker
2001-08	New England Patriots	Linebacker
1997-00	Pittsburgh Steelers	Linebacker

TITANS 2023 COACHING STAFF

- Mike Vrabel **Head Coach**
- Craig Aukerman **Special Teams**
- Brian Bell **Assistant Director of Sports Performance**
- Scott Booker **Safeties**
- Shane Bowen..... **Defensive Coordinator**
- Kylan Butler..... **Offensive Assistant**
- Ryan Crow **Outside Linebackers**
- Tony Dews **Tight Ends**
- Justin Hamilton **Defensive Quality Control**
- Chris Harris **Defensive Pass Game Coordinator/ Cornerbacks**
- Jason Houghtaling... **Offensive Line**
- Tim Kelly..... **Offensive Coordinator**
- Bobby King..... **Inside Linebackers**
- Zak Kuhr **Inside Linebackers Assistant**
- Lori Locust..... **Defensive Quality Control**
- Charles London..... **Pass Game Coordinator/Quarterbacks**
- Clinton McMillan..... **Defensive Line Assistant**
- Rob Moore..... **Wide Receivers**
- Pat O'Hara **Passing Game Analyst**
- Justin Outten..... **Run Game Coordinator/Running Backs**
- Frank Piraino..... **Director of Sports Performance**
- Tyler Rouse **Sports Performance Assistant**
- Luke Steckel **Run Game Analyst**
- John Streicher..... **Director of Football Administration**
- Mike Sullivan..... **Assistant Offensive Line**
- Terrell Williams..... **Assistant Head Coach–Defense/ Defensive Line**

Pro Bowl after recording his second consecutive 1,000-yard season (1,075) and tying for fifth place in the NFL with 11 touchdown catches.

Titans to AFC Championship Game in Vrabel's Second Season

In 2019, Vrabel became the first head coach in the organization's history to win multiple playoff games within his first two seasons. The Titans won a pair of road games—at New England in the wild card round and at Baltimore in the divisional round—to advance to the 2019 AFC championship game, falling at Kansas City to the eventual Super Bowl champion Chiefs.

The Titans began the 2019 campaign with two wins in their first six games but rallied to win seven of their final 10 games in the regular season. From the time the NFL went to its current playoff format in 1990 through 2019, 345 teams went 2-4 or worse in their first six games of a season. From that group, the Titans became only the third team to advance to a conference championship game, joining the 2002 Titans (2-4) and the 1996 Jacksonville Jaguars (2-4).

The 2019 Titans ranked in the NFL's top 10 in scoring margin (eighth, +71), turnover margin (sixth, +6), offensive yards per play (fourth, 6.12), rushing offense (third, 138.9 yards per game), red zone efficiency (first, 75.6 percent), total touchdowns (tied for third, 54) and third-down defense (eighth, 36.3 percent).

In his first season as head coach, Vrabel directed the Titans to a 9-7 record. His nine wins tied for the fourth-highest total in franchise history by a first-year head coach.

With only 82 penalties enforced against the Titans in 2018, Vrabel's team led the NFL and set a franchise record (16-game season) for fewest penalties in a season. The 2018 Titans also placed third in points allowed (18.9 per game), eighth in total defense (333.4 yards per game), sixth in passing defense (216.9), second in red zone defense (44.7 percent touchdown rate) and seventh in rushing offense (126.4) in the league rankings.

Background as a Player and Coach

Vrabel arrived in Tennessee with 18 years of NFL experience, including four seasons as a coach and 14 seasons as a player. His distinguished playing career included three Super Bowl wins (2001, 2003 and 2004), one

Pro Bowl selection (2007) and an All-Pro honor (2007). Vrabel played in 206 NFL games and totaled 57 sacks, 496 tackles, 11 interceptions, 20 forced fumbles, nine fumble recoveries and 10 touchdown receptions. Additionally, his teams advanced to the playoffs eight times (20 postseason games), with Vrabel recording eight postseason sacks and two postseason touchdown receptions.

Vrabel joined the Titans after four seasons with the Houston Texans, spending the first three seasons (2014-16) coaching linebackers and one year (2017) as the team's defensive coordinator. During his time in Houston, the Texans built one of the best defenses in the NFL and experienced tremendous success as a team – earning two division titles (2015, 2016).

Between 2014-16, the Texans defense ranked third in the NFL in yards allowed per game (319.9) and net passing yards (218.4). Houston also ranked first in third-down defense (33.6), fourth in opponent completion percentage (59.5) and sixth in points allowed per game (19.8). The 2016 defense ranked number one in the NFL, for the first time in franchise history, in yards allowed (301.3).

In 2017, his first year as a defensive coordinator, the Texans finished the campaign with 19 players on injured reserve. Despite the injuries, Vrabel led the defense to the fifth-best third-down percentage in the NFL and a franchise-record 3.97 yards per carry by opponents. Houston also had 18 different players record at least half a sack last year and 26 players tally at least one tackle for loss.

Vrabel spent his career playing and coaching with accomplished leaders, including **Bill Belichick**, **Bill Cowher**, **Romeo Crennel**, **Urban Meyer**, **Bill O'Brien** and **Todd Haley**.

As the Texans linebackers coach from 2014-16, Vrabel developed several players into top-notch performers, including **Jadeveon Clowney** (Pro Bowl, 2016), **Whitney Mercilus**, **Benardrick McKinney** (second-team All-Pro, 2016) and **Brian Cushing**. The 2015 Texans defense had the top third-down defense in the NFL (28.5 percent), which was the lowest percentage in franchise history and the lowest by any NFL team since the 2003 Titans (27.7 percent). The 2015 defense also set a franchise mark for sacks in a season with 45 - 22.5 coming from Vrabel's linebacking corps.

Prior to joining the NFL coaching ranks, Vrabel transitioned immediately from an NFL player to college coach. He started as the linebacker coach at Ohio State in 2011 and coached the defensive line from 2012–2013. The 2012 Buckeyes finished the season undefeated at 12-0. He also was named Big Ten Recruiter of the Year by ESPN.com in 2012.

Vrabel was selected by the Pittsburgh Steelers in the third round (91st overall) of the 1997 NFL Draft, after his playing career at Ohio State, where he earned All-America honors and Big Ten Conference Defensive Lineman of the Year in both 1995 and 1996.

A native of Akron, Ohio, Vrabel attended Walsh Jesuit High School. He and his wife, Jennifer, have two sons: Tyler and Carter.

MOST WINS IN FRANCHISE HISTORY

In 2022, **Mike Vrabel** passed **Jack Pardee** for the third-highest win total in franchise history among head coaches. He trails only **Jeff Fisher** (147) and **Bum Phillips** (59).

Vrabel is also the sixth head coach in Oilers/Titans history to coach at least three playoff teams. The others are Fisher (six), Pardee (four), Phillips (three), **Jerry Glanville** (three) and **Wally Lemm** (three).

Franchise leaders in career wins among head coaches (including playoffs):

Head Coach	Years	Won	Lost	Tied	Pct.	Playoff Seasons
1. Jeff Fisher	1994-2010	147	126	0	.538	6
2. O.A. "Bum" Phillips	1975-80	59	38	0	.608	3
3. Mike Vrabel	2018-22	50	37	0	.575	3
4. Jack Pardee	1990-94	44	35	0	.556	4
5. Wally Lemm	1961, 1966-70	38	40	4	.487	3
6. Jerry Glanville	1985-89	35	35	0	.500	3
7. Mike Munchak	2011-13	22	26	0	.458	0
8. Mike Mularkey	2015-17	21	22	0	.488	1
9. Frank "Pop" Ivy	1962-63	17	12	0	.586	1
10. Lou Rymkus	1960-61	12	7	1	.625	1

Records include postseason

HEAD COACH CLASS OF 2018

When **Mike Vrabel** was hired in 2018, he joined six other head coaches who joined (or rejoined) their respective clubs in the same offseason: **Jon Gruden** (Oakland/Las Vegas Raiders), **Matt Nagy** (Chicago Bears), **Matt Patricia** (Detroit Lions), **Frank Reich** (Indianapolis Colts), **Pat Shurmur** (New York Giants) and **Steve Wilks** (Arizona Cardinals). Of those seven coaches, Vrabel was the only one still with his team at the conclusion of 2022 and had the most wins of the group. Vrabel's three playoff appearances also was the highest number among the coaches.

Most total wins from 2018 to 2022 by head coaches hired during the 2018 offseason (through 2022):

Coach	Team	Wins	Losses	Ties	Pct.	Playoff Appearances
1. Mike Vrabel	Tennessee	50	37	0	.575	3
2. Frank Reich	Indianapolis	38	30	0	.559	2
3. Matt Nagy	Chicago	34	33	0	.507	2
4. Jon Gruden	Las Vegas	22	31	0	.415	0
5. Matt Patricia	Detroit	13	29	1	.314	0
6. Pat Shurmur	N.Y. Giants	9	23	0	.281	0
7. Steve Wilks	Arizona	3	13	0	.188	0

MOST WINS IN FIRST FIVE SEASONS

Mike Vrabel won 50 games in his first five seasons after joining the Titans as head coach in 2018. In doing so, he surpassed **Bum Phillips** for the most total wins by a head coach in his first five seasons with the organization. In Philips' first five seasons as head coach from 1975 through 1979, the Oilers were 48-32, including playoffs.

Most total wins in Titans/Oilers history in a head coach's first five seasons, including playoffs*:

Coach	Seasons	Playoff Berths			W	L	T	Pct
		Season 1-5	W	L				
1. Mike Vrabel	2018-2022	3	50	37	0	.575		
2. O.A. "Bum" Phillips	1975-1979	2	48	32	0	.600		
3. Jeff Fisher	1995-1999*	1	47	37	0	.560		
4. Jack Pardee	1990-1994*	4	44	35	0	.557		
5. Jerry Glanville	1986-1989*	3	35	33	0	.515		
6. Wally Lemm	1966-1970*	2	28	40	4	.417		
7. Mike Munchak	2011-2013	0	22	26	0	.458		
8. Mike Mularkey	2016-2017*	1	19	15	0	.559		
9. Frank "Pop" Ivy	1962-1963	1	17	12	0	.586		
10. Lou Rymkus	1960-1961	1	12	7	1	.625		

* Does not include interim seasons

Note: Glanville, Munchak, Mularkey, Ivy and Rymkus coached fewer than five seasons

TITANS/OILERS HEAD COACH HISTORY


Head Coach	Years	Won	Lost	Tied	Pct.
Mike Vrabel	2018-22	50	37	0	.575
Mike Mularkey	2015-17	21	22	0	.488
Ken Whisenhunt	2014-15	3	20	0	.130
Mike Munchak	2011-13	22	26	0	.458
Jeff Fisher	1994-2010	147	126	0	.538
Jack Pardee	1990-94	44	35	0	.556
Jerry Glanville	1985-89	35	35	0	.500
Hugh Campbell	1984-85	8	22	0	.266
Chuck Studley	1983	2	8	0	.200
Ed Biles	1981-83	8	23	0	.258
O.A. "Bum" Phillips	1975-80	59	38	0	.608
Sid Gillman	1973-74	8	15	0	.347
Bill Peterson	1972-73	1	18	0	.052
Ed Hughes	1971	4	9	1	.321
Wally Lemm	1961, 1966-70	38	40	4	.487
Hugh "Bones" Taylor	1965	4	10	0	.285
Sammy Baugh	1964	4	10	0	.285
Frank "Pop" Ivy	1962-63	17	12	0	.586
Lou Rymkus	1960-61	12	7	1	.625

Records include postseason

TITANS 2023 ASSISTANT COACHES

SHANE BOWEN DEFENSIVE COORDINATOR


[Click For Complete Online Bio](#)



- Bowen was promoted to defensive coordinator in 2021 after spending his first three seasons with the Titans as outside linebackers coach.
- In 2022, the Titans led the NFL in rushing defense for the first time since 2003, yielding a league-best average of 76.9 yards per contest for the second-best finish in franchise history (73.4 in 1960). The Titans also ranked third in third-down defense in 2022, allowing a conversion rate of 34.2 percent (77 of 225). The 28 total starters used on defense was the second-highest total in the NFL, and the 40 total players used on defense led the league.
- In 2021, the Titans ranked second in rushing defense (84.6), 12th in total defense (329.8 per game), sixth on third down (36.7 percent) and sixth in scoring defense (20.8 points per game). They tied for ninth in sacks (43), while outside linebacker Harold Landry III (12 sacks) and defensive linemen Denico Autry (nine sacks) and Jeffery Simmons (8.5) made the Titans the only NFL team in 2021 to have three players with at least eight sacks. Landry, Simmons and safety Kevin Byard were all named to the Pro Bowl, with Byard adding first-team All-Pro honors.
- In 2020, he added defensive play-caller to his responsibilities as outside linebackers coach. The Titans defense ranked seventh in the NFL with 23 takeaways, which tied for the most by a Titans defense since 2013 (25). The Titans also tallied 15 interceptions, which ranked seventh in the NFL and the most by the Titans since 2012 (19).
- Bowen joined the Titans in 2018 after spending two seasons (2016-17) as a defensive assistant for the Houston Texans. He arrived with nine years of coaching experience.
- In 2016, Bowen was part of a Texans staff that produced the NFL's number one defense (yards allowed) for the first time in franchise history. In 2017, the defense ranked fifth in third-down defense and set a franchise record for yards per carry by opponents (3.97).
- He also served at Kennesaw State as linebackers coach (2013-15), at Ohio State as a defensive graduate assistant (2012). He began his coaching career as an assistant at Georgia Tech (2009-11).
- A native of Pickerington, Ohio, Bowen was a three-year letter winner at Georgia Tech as an outside linebacker.

TIM KELLY OFFENSIVE COORDINATOR

[Click For Complete Online Bio](#)



- Kelly was promoted to offensive coordinator in 2023 after initially joining the Titans in 2022 as passing game coordinator. Prior to joining the Titans, he spent three seasons as the offensive coordinator for the Houston Texans.
- Kelly arrived in Tennessee with eight years of NFL experience, all with the Texans. He initially joined the Texans as an offensive quality control coach in 2014 and then was named offensive quality control/assistant offensive line coach in 2016. He was promoted to tight ends coach in 2017 and then elevated to offensive coordinator in 2019.
- In 2021, he guided quarterback Davis Mills to the second-best passer rating (88.8) among all rookie quarterbacks.
- In 2020, he directed an offense that ranked fourth in passing yards and 13th overall. Quarterback Deshaun Watson led the NFL with a career-best 4,823 passing yards, while also setting career marks in passing touchdowns (33), passer rating (112.7) and lowest interception total (seven).
- In 2019, his first season as offensive coordinator, Kelly's offense featured a 3,500-yard passer (Watson), a 1,000-yard receiver (DeAndre Hopkins) and a 1,000-yard rusher (Carlos Hyde).
- Kelly also has six years of college coaching experience with stops at Penn State (2012-13), Ball State (2011), Minnesota State-Moorhead (2010) and Illinois Wesleyan (2008-09).
- As a college player, Kelly played 48 games at defensive tackle and served as a team captain for Eastern Illinois.

2022 RECAP

DRAFT

TEAM NOTES

PLAYER NOTES

STATISTICS

ROSTERS

TITANS 2023 ASSISTANT COACHES

CRAIG AUKERMAN

SPECIAL TEAMS

[Click For Complete Online Bio](#)

- Aukerman was promoted to special teams coach in 2018. He joined the Titans in January 2017 as the assistant special teams coach.
- In 2022, Aukerman helped rookie punter Ryan Stonehouse lead the league and set a new NFL record with a 53.1-yard gross punting average. Stonehouse also finished fourth in the NFL and set a rookie record with a 44.0-yard net average. Kicker Randy Bullock made 17 of 20 field goals (85.0 percent) and made all 28 extra point attempts. Additionally, long snapper Morgan Cox was named to the Pro Bowl.
- In 2021, kicker Bullock finished ninth in franchise history with 120 points in a single season, while Brett Kern had the league's third-best ratio of punts inside the 20 to touchbacks (18:1). Chester Rogers ranked fifth in the NFL with a 9.8-yard punt return average, the best by a Titans player since 2012 (13.2 by Darius Reynaud). The kickoff coverage unit ranked eighth in the league (20.3-yard average).
- In 2020, Kern's 59.5 percent (22 of 37) of punts placed inside the 20 was the best of any player with at least 30 punts in a season since 1991.
- In 2019, the Titans finished fourth in the NFL in net punting and tied for the NFL lead with four total blocked kicks. Kern was named to his third consecutive Pro Bowl.
- The 2018 Titans set the NFL kickoff return average record (32.0).
- Prior to his arrival in Tennessee, he gained 17 years of coaching experience, including 10 seasons on the college level and seven years in the NFL.
- He spent four seasons (2013-16) with the San Diego Chargers working with their special teams, first as an assistant special teams coach (2013-15) and then as the special teams coordinator (2016).
- He also spent time in the NFL on the coaching staffs with the Jacksonville Jaguars (2011-12) and Denver Broncos (2010).
- In the college ranks, he coached at Findlay (2000), Miami (Ohio) (2001-02, 2005-08), Western Kentucky (2003-04), and Kent State (2009).
- Aukerman was a two-time NAIA All-American at the University of Findlay (Ohio), where he played defensive back and wide receiver from 1995-98.



BRIAN BELL

ASSISTANT DIRECTOR OF SPORTS PERFORMANCE

[Click For Complete Online Bio](#)

- Bell joined the Titans in 2018 after spending three seasons with the Houston Texans as assistant strength and conditioning coach. He was a member of back-to-back AFC South Division Championships in his first two campaigns in Houston.
- Bell was an assistant strength and conditioning coach at Penn State from 2012-13 and the head football strength and conditioning coach at his high school alma mater, DeMatha Catholic, in Hyattsville, Md., from 2011-12.
- Bell was a tight end and fullback at Kent State from 2002-06. In 2007, Bell signed with the Washington Commanders as an undrafted free agent and served on the team's practice squad.



SCOTT BOOKER

SAFETIES

[Click For Complete Online Bio](#)

- Booker joined the Titans in 2018 after spending 15 seasons in the college coaching ranks. After two seasons as a defensive assistant, he was promoted to safeties coach in 2020.
- In 2022, Booker helped Kevin Byard lead the Titans with four interceptions and 106 tackles. It was Byard's second consecutive season in which he led the squad in interceptions, and it was his third straight campaign (2020-22) leading the defense in tackles—all under Booker's tutelage. Safety Andrew Adams, who did not join the team until Week 3, recorded 11 starts, registered a career-high 60 tackles, and added an interception for a touchdown.
- In 2021, Booker helped Byard earn first-team All-Pro and Pro Bowl




- honors. Byard became the franchise's first player to lead the team in tackles (88) and interceptions (five) in the same season since the team began tracking individual tackle statistics in 1974. Byard's 13 passes defended led all NFL safeties. Meanwhile, Amani Hooker was a full-time starter for the first time in his career and totaled a career-best 62 tackles.
- In 2020, the Titans defense ranked seventh in the NFL with 15 interceptions, which was most by the Titans since 2012. Byard led the defense and set a career high with 111 tackles.
- He spent the 2017 season as the safeties coach/special teams coordinator at Nebraska.
- Previously, Booker spent seven years (2010-16) at Notre Dame, as a tight ends/special teams coordinator (2012-16) and offensive intern (2010-11). He coached the secondary at Western Kentucky for one season (2009).
- Booker began his coaching career at his alma mater Kent State as a graduate assistant (2003-04) and secondary coach (2005-08).
- The Pittsburgh, Pa., native played collegiately at Kent State.

KYLAN BUTLER

OFFENSIVE ASSISTANT

[Click For Complete Online Bio](#)

- Butler joined the Titans for 2021 as part of the The NFL Bill Walsh Diversity Coaching Fellowship after seven years coaching at the collegiate level.
- Before arriving in Tennessee, he spent two seasons coaching wide receivers at Morehead State University. He also served as co-special teams coordinator in 2019 and was promoted to associate head coach for 2020-21. After the fall 2020 season was postponed due to the COVID-19 pandemic, Butler helped coach the team in its games during the spring of 2021.
- He spent two years at Glenville (W.Va.) State College, first as running backs coach in 2017 and then as offensive coordinator/wide receivers coach in 2018.
- Butler began his coaching career in 2014 at his alma mater, the University of Arizona, and spent three total seasons as an offensive graduate assistant.
- A native of Antioch, Calif., he appeared in 35 career games as a running back and on special teams for the Arizona Wildcats.




RYAN CROW

OUTSIDE LINEBACKERS

[Click For Complete Online Bio](#)

- Crow was promoted to outside linebackers coach in 2021 after initially joining the Titans in 2018. He arrived with seven previous seasons of coaching experience in the college ranks.
- In 2022, Crow worked with versatile defender Denico Autry, who led the defense with eight sacks and a career-high 45 quarterback pressures despite being limited to 12 games. Autry, Rashad Weaver (5.5) and Bud Dupree (four) combined for 17.5 of the defense's 39 sacks.
- In 2021, Titans outside linebackers accounted for 19 total sacks, including 12 sacks by Harold Landry III, who led the team, set a career high and ranked 10th in the NFL. Landry was named to his first career Pro Bowl.
- After serving as a defensive assistant for his first two seasons with the Titans, his title was changed to assistant special teams coach in 2020.
- Crow served as a graduate assistant at Ohio State (2017) and worked primarily with linebackers.
- Crow spent three seasons at Baldwin Wallace University as offensive coordinator/offensive line coach (2015-16) and offensive line coach (2014). He also spent three seasons at Purdue as a graduate assistant working with the offensive line (2012-13) and one season as assistant strength coach (2011).
- A native of Findlay, Ohio, Crow played linebacker at Bowling Green and earned a scholarship after initially walking on.



TITANS 2023 ASSISTANT COACHES

TONY DEWS TIGHT ENDS

[Click For Complete Online Bio](#)

- Dewes joined the Titans in 2018 with 20 previous years of coaching in the college ranks. He spent his first five years with the club as running backs coach before moving to tight ends coach in 2023.
- With Dewes as his position coach from 2018 to 2022, Derrick Henry led the NFL with 7,101 rushing yards and 55 rushing touchdowns. During that time, Henry led the NFL in rushing two times (2019 and 2020) and was selected to three Pro Bowls.
- In 2022, Henry was named to the Pro Bowl after finishing the season with 1,538 yards and 13 touchdowns. He finished second in the NFL in rushing yards behind Las Vegas Raiders tailback Josh Jacobs (1,653). With a career-high 398 receiving yards, Henry's 1,936 scrimmage yards ranked fifth in franchise history and was the second-best number of his career (2,141 in 2020).
- In 2021, the Titans were fifth in rushing offense, averaging 141.4 rushing yards per game. Henry ranked ninth in the NFL with 937 rushing yards despite missing nine games. With Henry out, D'Onta Foreman (566 rushing yards) and Dontrell Hilliard (350) each set career highs in rushing yards.
- In 2020, the Titans had the NFL's second-ranked rushing offense (168.1 yards per game). Henry led the NFL in rushing for the second consecutive season and produced the eighth 2,000-yard rushing season in league history. Henry's 2,027 rushing yards ranked fifth in NFL history.
- In 2019, the Titans finished third in the NFL in rushing offense with Henry leading the league with 1,540 rushing yards.
- In 2018, the Titans finished with the NFL's seventh-ranked rushing offense, as Henry ranked second in the AFC with 1,059 rushing yards.
- Prior to his arrival in Tennessee, Dewes coached running backs at West Virginia in 2017.
- Dewes had stints coaching wide receivers at Arizona (2012-16), tight ends at Pittsburgh (2011), wide receivers at Michigan (2008-10), wide receivers at West Virginia (2007), linebackers at UNLV (2006), special teams (2005) and tackles/tight ends (2004) at Central Michigan, defensive line at Holy Cross (2002), offensive line at California (Pa.) and defensive line at Millersville (1998). He was a graduate assistant at West Virginia from 1999-2001.
- A native of Clifton, Va., Dewes played tight end at Liberty University, where he was the team's leading receiver in both of his final two seasons.



JUSTIN HAMILTON DEFENSIVE QUALITY CONTROL

[Click For Complete Online Bio](#)

- Hamilton joined the Titans in 2023 after 11 seasons coaching in the college ranks.
- He was the defensive coordinator at Virginia Tech from 2020 to 2021. He initially joined the Hokies in 2018 as director of player development-defense and was then promoted to safeties coach in 2019.
- Prior to his time in Blacksburg, he coached four seasons at VMI, first as outside linebackers/co-special teams coach (2014-16) and one season (2017) as inside linebackers/co-special teams coach. He started his coaching career at Virginia-Wise for three seasons (2011-13).
- Hamilton played 12 games in the NFL with Cleveland (10 games in 2006) and Washington (two games in 2008), after being a seventh-round selection by the Browns in the 2006 NFL Draft.
- As a college player at Virginia Tech (2002-05), Hamilton played in 52 career games as a defensive back, running back and wide receiver.



CHRIS HARRIS DEFENSIVE PASS GAME COORDINATOR/ CORNERBACKS

[Click For Complete Online Bio](#)

- Harris was hired in 2023 as defensive pass game coordinator/cornerbacks coach.
- He arrived in Tennessee with nine previous seasons in the NFL as a coach in addition to eight NFL seasons as a player.
- From 2020 to 2022, he was the defensive backs coach for the Washington Commanders.
- From 2020-22, the Commanders defense ranked eighth in the NFL in passing yards allowed (213.1 yards per game) and fourth in total yards allowed (323.4 yards per game).
- The Commanders ended the 2022 season in the top 10 in a number of categories, including total defense (third), passing yards allowed (fourth), points allowed (seventh), third-down defense (first) and red-zone defense (eighth).
- Prior to his time in Washington, Harris spent four seasons (2016-19) with the Los Angeles Chargers as assistant defensive backs coach.
- He began his coaching career as a defensive quality control coach for the Chicago Bears from 2013 to 2014.
- Harris played eight seasons at safety with Chicago (2005-06, 2010-11), Carolina (2007-08), Detroit (2011) and Jacksonville (2012). He earned Associated Press second-team All-Pro honors in 2010 with the Bears. His career totals included 16 interceptions in 101 games (88 starts).
- Harris was selected by the Bears in the sixth round of the 2005 NFL Draft following his collegiate playing career at Louisiana-Monroe.



JASON HOUGHTALING OFFENSIVE LINE

[Click For Complete Online Bio](#)

- Houghtaling (pronounced "HO-tail-ing") was promoted to offensive line coach in 2023. He initially joined the Titans in 2021 as offensive line assistant.
- In 2022, the Titans used six different starting offensive line combinations. Three members of the line recorded career highs in starts: Aaron Brewer (17), Dennis Daley (15) and rookie Nicholas Petit-Frere (16). Petit-Frere became the fourth offensive lineman in the franchise's "Titans era" (1999-present) to start at least 16 games as a rookie, and center Ben Jones was named to his first Pro Bowl. The line helped Derrick Henry finish second in the NFL with 1,538 rushing yards.
- In 2021, injuries forced the Titans to use seven different starting offensive line combinations, including five different starters at left tackle. However, the offense managed to finish fifth in rushing, averaging 141.4 rushing yards per game. Left guard Rodger Saffold III was named to his first career Pro Bowl.
- Prior to arriving in Tennessee, he spent 2020 as the offensive line coach at Colgate.
- Houghtaling spent 12 total seasons over three stints at Wagner College (2006-09, 2011-12, 2014-19), including serving as head coach for the Seahawks from 2015 to 2019.
- He also served as head coach at Hudson Valley Community College in 2010 and as the offensive coordinator at Cornell in 2013.
- A native of Windsor, N.Y., he attended Lafayette College and played defensive line before injuries ended his career. He graduated from the University of Binghamton.



TITANS 2023 ASSISTANT COACHES

BOBBY KING

INSIDE LINEBACKERS

[Click For Complete Online Bio](#)

- King joined the Titans in 2022 after spending the previous five seasons with the Houston Texans.
- In 2022, five different players started multiple games at inside linebacker: Zach Cunningham, David Long Jr., Dylan Cole, Monty Rice and Jack Gibbens. Long set career highs with 12 starts and 86 tackles, while Cole established career bests with eight starts and 51 tackles. The unit helped the Titans finish first in the NFL in rushing defense (76.9 opponent rushing yards per game).
- King arrived in Tennessee with 12 years of NFL coaching experience, including eight total seasons with the Houston Texans (2017-21, 2011-13). He coached the defensive line in 2021 after leading the inside linebackers from 2017 to 2020.
- In 2020, linebacker Zach Cunningham led the NFL with a career-high 163 tackles on the season.
- In 2018, linebacker Benardrick McKinney earned Pro Bowl honors after posting 105 stops, seven passes defended, five tackles for loss, 1.5 sacks, a forced fumble and an interception. The Texans 2018 defense led the league in opponent average rushing yards per carry (3.44) and ranked third in rushing yards allowed (1,323).
- Before returning to the Texans in 2017, King spent three seasons (2014-16) with the San Diego Chargers as assistant linebackers coach. His first stint in Houston was as assistant linebackers coach (2012-13) and defensive assistant (2011). He entered the NFL as defensive quality control/assistant linebackers coach for Dallas in 2010.
- King spent seven seasons in the college game with stops at West Texas A&M (2008-09, 2005), Baylor (2006-07) and his alma mater, Texas–El Paso (2002-03), where he previously was a two-year starter on the defensive line.




ZAK KUHR

INSIDE LINEBACKERS ASSISTANT

[Click For Complete Online Bio](#)

- Kuhr joined the Titans in 2020 after a season as offensive analyst at the University of Texas in 2019.
- In 2022, five different players started multiple games at inside linebacker: Zach Cunningham, David Long Jr., Dylan Cole, Monty Rice and Jack Gibbens. Long set career highs with 12 starts and 86 tackles, while Cole established career bests with eight starts and 51 tackles. The unit helped the Titans finish first in the NFL in rushing defense (76.9 opponent rushing yards per game).
- In 2021, the rotation at inside linebacker included Rashaan Evans, Jayon Brown, David Long Jr. and Zach Cunningham. The quartet accounted for 212 total tackles and five interceptions, including Long's career highs of 75 tackles and two interceptions.
- He spent two seasons at Texas State. In addition to coaching running backs for the Bobcats from 2017-18, he was the co-offensive coordinator in 2017 and the offensive coordinator/assistant head coach in 2018.
- He coached running backs at Rutgers in 2016.
- Following the 2013 season as a graduate assistant at Old Dominion, he spent two years at James Madison, where he coached running backs in 2014 and added co-offensive coordinator to his title in 2015.
- He interned under Urban Meyer at Ohio State from 2011 to 2012 after a two-year stint as a special teams coordinator at Edward Waters College.
- A native of Jacksonville, Fla., he attended the University of Florida.



LORI LOCUST

DEFENSIVE QUALITY CONTROL

[Click For Complete Online Bio](#)

- Locust joined the Titans in 2023 after four seasons (2019-22) as the assistant defensive line coach for the Tampa Bay Buccaneers.
- During her four-year tenure in Tampa Bay, the Buccaneers led the NFL in rushing defense, allowing only 92.3 yards per game. Additionally, the team ranked fifth in sacks (187), third in tackles for loss (348), first in quarterback hits (452) and fifth in takeaways (102). Nose tackle Vita Vea earned his first Pro Bowl selection (2021), while totaling 15 sacks between 2019 and 2022, a total that led all nose tackles. Locust joined fellow Buccaneers assistant Maral Javadifar in becoming the first women on an NFL coaching staff to win a Super Bowl (LV).
- Prior to joining Tampa Bay, Locust served as the assistant defensive line coach for the Birmingham Iron of the Alliance of American Football and served as a coaching intern with the Baltimore Ravens during their 2018 training camp.
- Locust also spent time coaching with the Lehigh Valley Steelhawks (National Arena League), Central Penn Capitals (NAL), the York Capitals (American Indoor Football), the Central Penn Piranha (semi-professional) and her high school alma mater, Susquehanna Township (Harrisburg, Pa.) High School.
- She attended Temple University and also played football (2004-08) for the Central Penn Vipers in the Independent Women's Football League.



CHARLES LONDON

PASS GAME COORDINATOR/ QUARTERBACKS

[Click For Complete Online Bio](#)

- London re-joined the Titans in 2023 after spending the 2021 and 2022 seasons with the Atlanta Falcons as quarterbacks coach. He previously served on the Titans staff in 2011.
- In 2022, he worked with Falcons rookie quarterback Desmond Ridder, who started the final four games of the season and posted a quarterback rating of 86.4 with each game seeing a higher rating than the previous game. As an offense, the Falcons ranked 10th on third down and 14th in the red zone.
- Prior to joining the Falcons, London spent three seasons (2018-20) with the Chicago Bears as running backs coach. During his time with the Bears, he worked with a trio of running backs who reached 1,000 scrimmage yards in at least one season – Jordan Howard (2018), Tarik Cohen (2018) and David Montgomery (2019 and 2020). Cohen and Montgomery posted career-high rushing totals under his tutelage.
- London spent four seasons with the Houston Texans (2014-17) as running backs coach after two seasons at Penn State (2012-13) as running backs coach/recruiting coordinator.
- He entered the coaching profession as a graduate assistant (2004-05) and then running backs coach (2006) at his alma mater, Duke, followed by a stint as offensive quality control coach in Chicago (2007-09), a season as a pro scout in Philadelphia (2010) and one season with the Titans as offensive assistant/quality control coach (2011).



CLINTON McMILLAN

DEFENSIVE LINE ASSISTANT

[Click For Complete Online Bio](#)

- McMillan initially joined the Titans in 2021 as part of the NFL's Bill Walsh Coaching Fellowship.
- Working with the defensive line in 2022, he helped the Titans finish first in the NFL in rushing defense (76.9 opponent rushing yards per game). Defensive tackle Jeffery Simmons was named to the Pro Bowl after posting 7.5 sacks, while nose tackle Teair Tart recorded a career-high 16 starts. Defensive end DeMarcus Walker established career highs in several categories, including 32 tackles and seven sacks.
- In 2021, McMillan primarily worked with the Titans outside linebackers. The group accounted for 19 total sacks, including 12 sacks by Harold Landry III, who led the team, set a career high and ranked 10th in the



TITANS 2023 ASSISTANT COACHES

NFL. Landry was named to his first career Pro Bowl.

- McMillan was a senior analyst at Florida State from 2020 until joining the Titans in 2021.
- McMillan was defensive line coach at the University of Tennessee at Martin from 2017-19 and also held the titles of defensive run game coordinator and co-special teams coordinator in his time with the Skyhawks. He coached four all-conference performers during his tenure and in 2019 helped UTM lead the conference with 25 sacks.
- He began his coaching career at Sanford Seminole High School and Winter Park High School before stints at Weber State (2012-14), Marshall (2014-16) and Ohio Dominican (2017).
- McMillan played four years at defensive tackle for the University of Florida, appearing in 48 games and helping the Gators win the 2006 national championship.

ROB MOORE WIDE RECEIVERS

[Click For Complete Online Bio](#)

- Moore joined the Titans in 2018 with 16 years of NFL experience as a player and coach.
- In 2022, rookie wide receiver Treyton Burks ranked ninth among NFL rookies with 444 receiving yards on 33 catches. Nick Westbrook-Ikhine recorded a career-high 13 starts, while Robert Woods came back from a knee injury to lead the team with 53 catches and 527 yards in his first season in Tennessee.
- In 2021, A.J. Brown posted a team-best 63 receptions, 869 receiving yards and five touchdown catches, becoming the first player in franchise annals to begin his career with at least 50 receptions and five touchdown receptions in three consecutive seasons. Nick Westbrook-Ikhine set career highs with 38 receptions, 476 receiving yards and four touchdown catches, helping to make up for significant time lost in 2021 by the receiving corps due to injuries. Brown, Julio Jones, Marcus Johnson, Cameron Batson and Racey McMath all had at least one stint on injured reserve.
- In 2020, Brown was selected to the Pro Bowl in his second year after posting 70 receptions for 1,075 yards and 11 touchdowns. Corey Davis set career highs with 984 receiving yards and five touchdowns and tied his career high with 65 catches.
- In 2019, Brown led the 2019 NFL rookie class in receiving yards (1,051), tied for the rookie lead in touchdown receptions (eight), ranked fifth among rookies in receptions (52) and ranked second among all NFL players in receiving average (20.2).
- In 2018, Davis, led the offense in his second season with 65 receptions, 891 receiving yards and four touchdowns, seeing dramatic increases from his rookie campaign.
- Moore spent three seasons (2015-17) as the wide receivers coach for the Oakland Raiders and one year (2014) with the Buffalo Bills.
- During his three years in Oakland, he worked with Amari Cooper and Michael Crabtree, who totaled 435 receptions, 5,556 receiving yards and 43 touchdowns in that time.
- During his one year in Buffalo, he worked with Sammy Watkins, who set franchise records for a rookie with 65 receptions for 982 yards.
- Moore also spent time coaching at Syracuse (2010-13), Phoenix (Ariz.) Junior College (2009) and Montclair (N.J.) High School (2002-03).
- A native of Hempstead, N.Y., Moore had a 12-year NFL career playing for the New York Jets (1990-94) and Arizona Cardinals (1995-2001).



PAT O'HARA PASSING GAME ANALYST

[Click For Complete Online Bio](#)

- O'Hara became the passing game analyst in 2023 after serving as quarterbacks coach from 2018 through 2022.
- He arrived in Tennessee in 2018 after spending three seasons (2015-17) with the Houston Texans as an offensive assistant who helped coach quarterbacks. He arrived in Tennessee with 19 previous seasons of coaching experience.
- During his time as Titans quarterbacks coach, O'Hara helped Ryan Tannehill become the franchise career leader in passer rating (100.5 through 2022) and completion percentage (66.9) and rank sixth in passing yards (12,831) and fifth in passing touchdowns (89). From the time of Tannehill's first start in a Titans uniform (Oct. 20, 2019) through the conclusion of 2022, Tannehill's 100.7 passer rating ranked fourth in the NFL behind only Aaron Rodgers (106.0), Patrick Mahomes (103.3) and Jimmy Garoppolo (100.8).
- In 2021, Tannehill placed third on the franchise's single-season passing charts in attempts (531), completions (357) and completion percentage (67.2), and he ranked fourth with 3,734 passing yards.
- In 2020, Tannehill ranked fifth in the NFL with a 106.5 passer rating, which was second in franchise history behind Tannehill's own 2019 record of 117.5. Tannehill produced top-five numbers on several other franchise single-season lists in 2020, including 40 total touchdowns (first), 3,819 passing yards (third), 33 touchdown passes (tied for second), 65.5 completion percentage (fourth) and 7.9 yards per attempt (tied for fifth).
- In 2019, Tannehill led the NFL in passer rating (117.5—fourth in NFL history) and passing average (9.6). Tannehill set franchise records in both categories in addition to the team's completion percentage benchmark (70.3).
- In 2018, quarterback Marcus Mariota set a then-franchise record with a 68.9 completion percentage. He also finished with a career-best average of 7.64 yards per attempt and a career-low eight interceptions.
- O'Hara spent 10 years coaching in the Arena Football League, including stints as a head coach for the Los Angeles Avengers (2009), Tri-Cities Fever (AF2, 2009), Orlando Predators (2010-11) and New Orleans Voo-Doo (2012-14).
- He was an offensive coordinator for the AFL's Tampa Bay Storm for three seasons (2005, 2007-08).
- A native of Santa Monica, Calif., O'Hara was a 10th round selection for the Tampa Bay Buccaneers in the 1991 NFL Draft.



JUSTIN OUTTEN RUNNING BACKS/RUN GAME COORDINATOR

[Click For Complete Online Bio](#)

- Outten (pronounced "OW-ten") joined the Titans coaching staff in 2023 after one season as the offensive coordinator for the Denver Broncos.
- Outten arrived in Tennessee with 17 years of coaching experience, including seven seasons in the NFL.
- In 2022, the Broncos tied for fifth place in the NFL in completions of 25-plus yards, trailing only Kansas City (49), Philadelphia (38), Miami (37) and New England (36). Outten, who called plays for the Broncos in the last two games of the season, helped the offense post 471 total yards of offense in Week 18, which was the most by the team in a single game since Jan. 3, 2016.
- Outten coached tight ends with the Green Bay Packers from 2019 through 2021, during which time the unit collectively tallied 60-plus catches and 700-plus receiving yards in each of his three seasons. During his tenure in Green Bay, six different tight ends registered at least one touchdown reception, which tied for the second-most in the NFL during that span.
- In 2020, Outten coached tight end Robert Tonyan, who recorded 52 receptions for 586 yards (11.3 avg.). Tonyan totaled 11 touchdown receptions to set the single-season franchise mark for the position and tie All-Pro Travis Kelce for the league lead among tight ends.
- Outten joined the Atlanta Falcons in 2016 as an offensive intern and then as an offensive assistant in 2017 and 2018, helping to coach the



TITANS 2023 ASSISTANT COACHES

offensive line.

- In addition to his time in the NFL, Outten spent eight seasons (2008-15) coaching at Westfield High School in Houston after beginning his coaching career at his alma mater, Syracuse University (2007).
- The Doylestown, Pa., native was a three-year letterwinner at Syracuse, and over his final two seasons as a player (2005-06), he appeared in all 23 games (22 starts) at center and was named team captain as a senior.

FRANK PIRAINO

DIRECTOR OF SPORTS PERFORMANCE

[Click For Complete Online Bio](#)

- Piraino joined the Titans in 2019 after serving as head strength and conditioning coach for football at Boston College, where he spent six total seasons (2013-18).
- Piraino joined head coach Steve Addazio at Boston College after spending two seasons (2011-12) as his head strength and conditioning coach at Temple and one year as the head strength and conditioning coach for football at Marshall (2010).
- He served on the strength and conditioning staff at the University of Florida for five years (2005-09), during a stretch when Florida won a pair of national championships (2006 and 2008) under head coach Urban Meyer.
- He also spent time at Notre Dame (2004), Michigan State (2003-04) and Walsh Jesuit (Cuyahoga Falls, Ohio) High School (2000-03), as well as an internship with the Cleveland Indians (2000-01).
- Piraino graduated from the University of Akron and later earned a master's degree from Michigan State.



TYLER ROUSE

SPORTS PERFORMANCE ASSISTANT

[Click For Complete Online Bio](#)

- Rouse joined the Titans in 2022 as sports performance assistant after five seasons coaching in the collegiate ranks.
- In 2021, Rouse was on the staff at Colorado State University as assistant strength and conditioning coach. He spent the previous four seasons (2017-20) with the same title at his alma mater, Boston College.
- During a four-year playing career as a running back at Boston College, Rouse appeared in 48 games and rushed for 852 yards and 12 touchdowns on 199 attempts. A three-year starter, he added 22 receptions for 284 yards and a score and also returned 24 punts for 313 yards.
- The Baldwinsville, N.Y., native received his bachelor's degree from Boston College in 2017 and added a master's in sport administration in 2019.



LUKE STECKEL

RUN GAME ANALYST

[Click For Complete Online Bio](#)

- Steckel has served in a variety of roles for the Titans since he joined the team in 2013. In 2023, he became the run game analyst after two seasons coaching the team's tight ends.
- Under Steckel's instruction in 2022, rookie tight end Chig Okonkwo ranked second on the team with 450 receiving yards on 32 receptions and was named to the Pro Football Writers of America All-Rookie team. Okonkwo's 450 receiving yards established a new record for franchise rookie tight ends and led all NFL rookie tight ends in 2022. Additionally, veteran tight end Austin Hooper ranked second on the team with 41 receptions, and his 444 receiving yards tied for third place in his first season in Tennessee.
- In 2021, Steckel worked with a core group of tight ends that included Geoff Swaim, MyCole Pruitt and Anthony Firkser. Swaim set career highs in starts (16), receptions (31) and touchdowns (three), while Pruitt established career bests in receptions (14), receiving yards (145) and touchdowns (three). Firkser totaled 34 catches for 291 yards and a career-best two touchdown receptions.



- Steckel joined the Titans in 2013 as an assistant to the head coach and was promoted to offensive assistant the following season. He also served as assistant wide receivers coach in 2017.
- In 2020, the Titans offense ranked second overall (396.4 yards per game), second in rushing (168.1) and fourth in scoring (30.7 points per game).
- The 2019 Titans ranked third in the NFL in rushing, first in red zone efficiency and fourth in yards per play.
- He joined the Titans after spending four seasons (2009-2012) with the Cleveland Browns as the assistant to the head coach.
- He spent three seasons as a linebacker at Princeton (2004-06), where he helped lead the Tigers to an Ivy League Championship.
- He is the son of former Titans offensive coordinator Les Steckel and attended Brentwood (Tenn.) High School.

JOHN STREICHER

DIRECTOR OF FOOTBALL ADMINISTRATION

[Click For Complete Online Bio](#)

- Streicher was promoted to director of football administration in 2023. He served as the coordinator of football development from 2020 to 2022 after beginning his tenure with the team as assistant to head coach Mike Vrabel from 2018 to 2019.
- Working closely with Vrabel, Streicher helped the Titans finish with four winning records and three postseason appearances in his first five seasons with the organization (2018-22). Vrabel finished the 2022 campaign ranked third in Titans/Oilers history among head coaches with 50 career wins, including postseason.
- Streicher joined the Titans in 2018 following two years (2016-17) as Texas State's director of football operations. There he managed the day-to-day operations of the program and oversaw recruiting under Bobcats head coach Everett Withers.
- From 2014-15, Streicher served on James Madison's football staff. He was promoted to the director of football operations and player personnel in 2015 after originally joining JMU as special assistant to the head coach.
- A native of Cincinnati, Ohio, Streicher went to James Madison after spending six seasons on the football staff at Ohio State.



MIKE SULLIVAN

ASSISTANT OFFENSIVE LINE

[Click For Complete Online Bio](#)

- Sullivan joined the Titans in 2014 and has worked with the offensive line since that time.
- In 2022, Sullivan completed his ninth season with the team. The Titans used six different starting offensive line combinations, while three members of the line recorded career highs in starts: Aaron Brewer (17), Dennis Daley (15) and rookie Nicholas Petit-Frere (16). Petit-Frere became the fourth offensive lineman in the franchise's "Titans era" (1999-present) to start at least 16 games as a rookie, and center Ben Jones was named to his first Pro Bowl. The line helped Derrick Henry finish second in the NFL with 1,538 rushing yards.
- In 2021, injuries forced the Titans to use seven different starting offensive line combinations, including five different starters at left tackle. However, the offense managed to finish fifth in rushing, averaging 141.4 rushing yards per game. Left guard Rodger Saffold III was named to his first career Pro Bowl.
- In 2020, the Titans had the NFL's second-ranked rushing offense (168.1 yards per game), and the unit's 25 sacks allowed was the sixth-best finish in the league. Henry led the league and recorded the fifth-highest single-season rushing total in NFL history with 2,027 rushing yards.
- In 2019, the Titans finished third in the NFL in rushing offense with Henry leading the league in rushing yards (1,540). Rookie Nate Davis started 15 consecutive games (including playoffs) at right guard.
- He joined the Titans in 2014 after one season as offensive line coach for the Cleveland Browns (2013).
- Sullivan spent four seasons (2009-12) as offensive line coach for the San Diego Chargers. He had two other stints with the Browns as offensive



TITANS 2023 ASSISTANT COACHES

line coach (2007-08) and assistant offensive line coach (2001-04).

- He has three seasons of college experience, as offensive line coach for Western Michigan (2005-06) and as a graduate assistant for the University of Miami (Fla.) (2000).
- Sullivan began his coaching career in 1997, spending five seasons coaching in Europe.
- A native of Chicago, Ill., Sullivan played in 48 games for the Tampa Bay Buccaneers from 1992-95.

TERRELL WILLIAMS ASSISTANT HEAD COACH-DEFENSE/ DEFENSIVE LINE

[Click For Complete Online Bio](#)



- Williams was promoted to assistant head coach-defense/defensive line in 2023 after spending five seasons as defensive line coach.
- He initially joined the Titans in 2018 with 20 previous years of coaching experience, including six seasons in the NFL.
- In 2022, he helped the Titans finish first in the NFL in rushing defense, as the unit allowed only 76.9 opponent rushing yards per game, which was the second-lowest number in franchise history. Defensive tackle Jeffery Simmons was named to his second Pro Bowl after posting 7.5 sacks, while nose tackle Tear Tart recorded a career-high 16 starts. Defensive end DeMarcus Walker established career highs in several categories, including 32 tackles and seven sacks.
- In 2021, the Titans defensive line accounted for 22 total sacks, including nine sacks by free agent acquisition Denico Autry, who tied his career high. Simmons was named to his first career Pro Bowl after setting career highs in several categories, including sacks (8.5), tackles (54), quarterback pressures (58), tackles for loss (12) and passes defended (six).
- In 2020, Simmons continued to emerge as one of the NFL's top young talents. Simmons ranked second on the team with 19 quarterback pressures and became the first player in the franchise's "Titans era" (since 1999) to post at least three fumble recoveries, three sacks and five passes defended in the same season.
- In 2019, Williams helped acclimate Simmons to the NFL as a first-round rookie, while veteran Jurrell Casey earned his fifth consecutive Pro Bowl berth.
- In 2018, Casey was named to the Pro Bowl after leading the defense with seven sacks. The Titans defense ranked eighth overall and third in points allowed.
- He spent three seasons coaching the defensive line with the Miami Dolphins (2015-17).
- During Williams' tenure with the Dolphins, Cameron Wake tallied 29 sacks, the eighth-highest total by a player, and Ndamukong Suh posted 15.5 sacks, the eighth-highest number of sacks among defensive tackles.
- Williams also spent three seasons coaching the defensive line with the Oakland Raiders (2012-14).
- Prior to joining the NFL coaching ranks, Williams spent time at Texas A&M (2010-11), Purdue (2006-09), Akron (2004-05), Youngstown State (2002-03), North Carolina A&T (1999-2001) and Fort Scott Community College (1998).
- A native of Los Angeles, Calif., Williams played collegiately at East Carolina as a nose tackle.

TITANS ROSTER BREAKDOWN

Out of the 51 players on the Titans roster at the end of the season ([as of Jan. 7](#)), there were 23 offensive players, 25 defensive players and three specialists. Thirty players were added to the roster since the end of the 2021 campaign.

The following is a closer breakdown of the roster ([as of Jan. 7, 2023](#)):

Years in NFL (including 2022):

13th	1
12th	0
11th	1
10th	1
9th	1
8th	3
7th	3
6th	6
5th	3
4th	7
3rd	6
2nd	5
1st	0
Rookie	14

By Age (as of Jan. 7, 2023):

20-24	17
25-28	23
29-32	9
33+	3

By Position:

OL	8
S	6
DL	7
CB	5
WR	5
ILB	5
TE	4
RB	4
Specialists	3
OLB	2
QB	2

By Draft Round:

First Round	2
Second Round	7
Third Round	9
Fourth Round	5
Fifth Round	2
Sixth Round	3
Seventh Round	2
Undrafted	21

First-Round Draft Picks:

WR Treylon Burks (2022)
CB Caleb Farley (2021) *
DT Jeffery Simmons (2019)
OLB Bud Dupree (2015) *
T Taylor Lewan (2014) *
QB Ryan Tannehill (2012) *

Pro Bowl Seasons:

S Kevin Byard (2017, 2021)
LS Morgan Cox (2015-16, 2019-20, 2022)
RB Derrick Henry (2019-20, 2022)
TE Austin Hooper (2018-19)
T Taylor Lewan (2016-18) *
DT Jeffery Simmons (2021-22)
QB Ryan Tannehill (2019) *

Drafted by the Titans: 15

New players in 2022: 30

Oldest player:

LS Morgan Cox (4/26/86)

Youngest player:

WR Treylon Burks (3/23/00)

Tallest player:

T Dennis Daley (6-6)

Shortest player:

K Randy Bullock (5-9)

* Injured Reserve

States that produced the most current Titans (high school location):

Texas - 10 (Aaron Brewer, Randy Bullock, Le'Raven Clark, Mario Edwards Jr., Jack Gibbens, Joshua Kalu, Xavier Newman, Jordan Roos, Kevin Strong, Josh Thompson)

Florida - 7 (Derrick Henry, Greg Mabin, Nicholas Petit-Frere, Andre Smith, DeMarcus Walker, Rashad Weaver, Nick Westbrook-Ikhine)

Georgia - 5 (Kevin Byard, Joshua Dobbs, Corey Levin, Chig Okonkwo, Malik Willis)

California - 5 (Austin Hooper, Daniel Munyer, Ryan Stonehouse, Geoff Swaim, Robert Woods)

Universities that produced the most current Titans:

Florida State - 2 (Mario Edwards Jr., DeMarcus Walker)

Georgia - 2 (Chris Conley, Monty Rice)

Iowa - 2 (Amani Hooker, Greg Mabin)

Louisiana State - 2 (Kristian Fulton, Racey McMath)

Mississippi State - 2 (Denico Autry, Jeffery Simmons)

Tennessee - 2 (Morgan Cox, Joshua Dobbs)

Texas - 2 (Geoff Swaim, Josh Thompson)

NISSAN STADIUM

In 2015, the Titans and Nissan North America announced the formation of a 20-year, exclusive naming-rights partnership that rebranded Nashville's downtown stadium as Nissan Stadium.



Nissan Stadium hosts all Titans home football games, Tennessee State University football games, the Music City Bowl, the CMA Music Festival and numerous other events.

The procurement of naming rights to Nissan Stadium fit the automotive company's 'Fewer, Bigger, Better' marketing strategy, which has included ongoing sponsorships of NBC's 'The Voice,' the Heisman House college football program and a major advertising presence in this year's Super Bowl. Nissan is also now the official automotive partner of the Tennessee Titans.

Nissan's ever-growing footprint in Tennessee includes vehicle and powertrain manufacturing facilities in Smyrna and Decherd respectively, along with its North American headquarters in Franklin.


The Nissan Smyrna Plant began operations in 1983 and employs more than 8,400 people. In 2014, the Smyrna plant assembled more than 648,000 vehicles, making it the highest volume automotive assembly plant in North America. Nissan also has a major manufacturing presence in Canton, Miss., along with research and development groups in California, Arizona and Michigan. In total, the company employs more than 22,000 employees in the U.S.

One component of the Titans-Nissan partnership is assisting charitable organizations throughout Middle Tennessee in an array of community outreach programs. A centerpiece of this is the annual "Taste of Titans" charitable event, for which Nissan serves as presenting sponsor. During the course of a 20-year relationship, a total of more than \$1 million resulting from these annual events is anticipated to be distributed to local non-profit organizations.

Nissan Stadium is a city-owned venue that has housed the Titans since 1999. The naming rights agreement includes the opportunity for Nissan branding on the exterior of the stadium, as well as stadium signage and other unique displays inside the stadium. LP Building Products held the naming rights to the stadium from 2006 until the Nissan partnership was established in 2015.

Titans/Oilers all-time regular-season record by home venue:

Stadium	Seasons	W-L-T	Pct.
Jeppesen Stadium	1960-1964	25-11-0	.694
Rice Stadium	1965-1967	11-10-0	.524
Astrodome	1968-1996	113-103-2	.523
Liberty Bowl	1997	6-2-0	.750
Dudley Field (Vanderbilt Stadium)	1998	3-5-0	.375
Nissan Stadium	1999-2022	110-83-0	.570



TICKET INFORMATION

Tickets for the 2023 season at Nissan Stadium are now on sale. To find out about ticket options, fans can visit TennesseeTitans.com/tickets, email ticketssales@titans.nfl.com or call (615) 565-4200. Information on season ticket memberships, single-game tickets, flex plans, group tickets, suite sales and "Fireball Fast Passes" is available.

Titans season ticket members receive the best seat locations at the best price, flexible interest-free payment plans and playoff ticket priority. Additional benefits include access to exclusive VIP events year-round, special discounts on concession items, pre-sales to Nissan Stadium events and concerts, and a unique season ticket member gift each season.

NISSAN STADIUM RECORD WHEN ...

The Titans at Nissan Stadium (1999-present):

	Games	Record	Pct.
Regular Season	193	110-83	.570
Postseason	6	2-4	.333
Combined	199	112-87	.563

Record When ...	Reg. Season	Playoffs
September	22-17	
October	26-21	
November	25-19	
December	34-25	
January	3-1	2-4
Thursday	5-4	
Friday	0-1	
Saturday	2-2	2-2
Sunday	95-73	0-2
Monday	7-3	
Tuesday	1-0	
Against own division	44-34	0-1
Against AFC	80-64	2-4
Against NFC	30-19	
Overtime games	7-6	1-0
In primetime	14-12	
Temperature 80+	7-6	
Temperature <40	10-11	1-2
Titans score 20 points	91-34	2-0
Titans score 30 points	39-6	1-0
Titans allow <20 points	71-14	1-2
Titans allow <10 points	16-0	
Titans net 300 yards	81-50	1-3
Opponents net <300 yards	52-12	1-2
Titans commit 0 turnovers	37-12	
Titans force 2 turnovers	71-25	

WINNING AT HOME

Since the 2016 season, the Titans have been one of the NFL's most successful teams at home. Their 36-21 record (.632) at Nissan Stadium from 2016 to 2022 tied for the league's 10th-best mark in that time period.

Highest winning percentage in home games (regular season) since 2016:

Team	Wins	Losses	Ties	Win Pct
1. Kansas City Chiefs	44	13	0	.772
2. Green Bay Packers	42	14	1	.746
3. Pittsburgh Steelers	39	17	1	.693
4. Baltimore Ravens	39	18	0	.684
Dallas Cowboys	39	18	0	.684
New England Patriots	39	18	0	.684
Minnesota Vikings	39	18	0	.684
8. Buffalo Bills	38	19	0	.667
9. Philadelphia Eagles	36	20	1	.640
10. Tennessee Titans	36	21	0	.632
New Orleans Saints	36	21	0	.632
Seattle Seahawks	36	21	0	.632
Miami Dolphins	36	21	0	.632

TITANS/OILERS ALL-TIME RECORD

	W	L	T
Regular Season:	470	490	6
Home	268	213	2
Road	202	277	4
As Titans (1999-present)	203	183	0
As Oilers (1960-1998)	267	307	6
Postseason:	17	23	0
Home	6	7	0
Road	11	15	0
Super Bowl (XXXIV)	0	1	0
As Titans (1999-present)	8	10	0
As Oilers (1960-1998)	9	13	0

All-time playoff appearances by the Oilers/Titans: 1960, 1961, 1962, 1967, 1969, 1978, 1979, 1980, 1987, 1988, 1989, 1990, 1991, 1992, 1993, 1999, 2000, 2002, 2003, 2007, 2008, 2017, 2019, 2020, 2021

All-time division titles by the Oilers/Titans: 1960, 1961, 1962, 1967, 1991, 1993, 2000, 2002, 2008, 2020, 2021

WINNING IN THE AFC SOUTH

From 2017 through 2022, the Titans built the best division record in the AFC South. They had twice as many wins as losses in the division during that stretch, going 24-12 (.667) against the Colts, Texans and Jaguars.

Best division winning percentage in the AFC South from 2017–2022:

Team	Wins	Losses	Ties	Win %
1. Tennessee Titans	24	12	0	.667
2. Indianapolis Colts	17	18	1	.486
3. Houston Texans	17	18	1	.486
4. Jacksonville Jaguars	13	23	0	.361

SEVEN-POINT COMEBACKS UNDER VRABEL

Mike Vrabel's Titans have won seven times after trailing by at least seven points in the fourth quarter, most recently accomplishing the feat twice in 2021. Since Vrabel's tenure began in 2018, only the Green Bay Packers have had more fourth-quarter comebacks of seven or more points than the Titans.

Most victories since 2018 after trailing by seven or more points in the fourth quarter:

Team	Wins
1. Green Bay Packers	8
2. Tennessee Titans	7
Minnesota Vikings	7
4. Kansas City Chiefs	6
Tampa Bay Buccaneers	6
Pittsburgh Steelers	6
7. New Orleans Saints	5
Washington Commanders	5
Las Vegas Raiders	5
New York Jets	5
Los Angeles Chargers	5

Titans wins from 2018 to 2022 after trailing by seven or more points in the fourth quarter:

Date	Opponent	Largest 4th Quarter Deficit	Final Score
Sept. 30, 2018	Philadelphia	10-17	26-23 (OT)
Dec. 2, 2018	N.Y. Jets	13-22	26-22
Nov. 10, 2019	Kansas City	20-29	35-32
Oct. 18, 2020	Houston	29-36	42-36 (OT)
Nov. 22, 2020	at Baltimore	13-21	30-24 (OT)
Sept. 19, 2021	at Seattle	16-30	33-30 (OT)
Oct. 18, 2021	Buffalo	24-31	34-31



WINNING CLOSE GAMES

Since the beginning of the 2018 season, when **Mike Vrabel** began his tenure as Titans head coach, no NFL team has more wins than the Titans in games decided by three points or less. They won 16 games by three points or less from 2018 to 2022 and had a .640 winning percentage in such contests (16-9).

Most wins in games decided by three points or less, 2018–2022:

Team	W	L	T	Win%
1. Tennessee Titans	16	9	0	.640
2. Los Angeles Chargers	15	14	0	.517
3. Kansas City Chiefs	13	8	0	.619
Pittsburgh Steelers	13	8	2	.609
Seattle Seahawks	13	9	0	.591
New Orleans Saints	13	9	0	.591
Baltimore Ravens	13	11	0	.542
8. Green Bay Packers	12	6	1	.658
Las Vegas Raiders	12	11	0	.522
10. Houston Texans	11	9	1	.548
Minnesota Vikings	11	9	1	.548
Cleveland Browns	11	10	1	.523

TITANS ON LONG REST

Since **Mike Vrabel** became the head coach of the Titans in 2018, the Titans are 5-0 following their bye. That includes a Week 7 win over the Indianapolis Colts following the Titans' bye in 2022.

Additionally, the Titans are 4-1 since 2018 on Sundays following a Thursday game the previous week.

Best winning percentage from 2018 to 2022 with nine or more rest days between games (regular season):

Team	Games	Wins	Losses	Ties	Win Pct
1. Tennessee Titans	10	9	1	0	.900
Pittsburgh Steelers	10	9	1	0	.900
3. Buffalo Bills	10	8	2	0	.800
Baltimore Ravens	10	8	2	0	.800
5. New Orleans Saints	9	7	2	0	.778
6. Atlanta Falcons	11	8	3	0	.727
7. Indianapolis Colts	10	7	3	0	.700
Kansas City Chiefs	10	7	3	0	.700
New England Patriots	10	7	3	0	.700
10. Dallas Cowboys	12	8	4	0	.667

Note: Does not include season openers; nine-day rest period does not include game days

GAMES PLAYED AND STARTED BY ROOKIES

In 2022, a total of 16 Titans rookies combined to record 145 games played, which tied for the third-highest total in the NFL. Only the Chicago Bears (202) and Kansas City Chiefs (154) had more combined games played by rookies than the Titans.

Cornerback **Roger McCreary**, tight end **Chig Okonkwo** and punter **Ryan Stonehouse** were the three Titans rookies who participated in all 17 games. The rest of the Titans' list included right tackle **Nicholas Petit-Frere** (16 games), running back **Hassan Haskins** (15), cornerback **Tre Avery** (14), wide receiver **Treyton Burks** (11), quarterback **Malik Willis** (eight), defensive back **Josh Thompson** (six), running back **Julius Chestnut** (six), defensive end **Sam Okuayinonu** (six), linebacker **Jack Gibbens** (five), wide receiver **Kyle Philips** (four), kicker **Caleb Shudak** (one), defensive lineman **Jayden Peevy** (one) and offensive lineman **Xavier Newman** (one).

Most total games played by rookies in 2022:

Team	Games Played
1. Chicago Bears	202
2. Kansas City Chiefs	154
3. Tennessee Titans	145
Dallas Cowboys	145
5. Indianapolis Colts	142
Cleveland Browns	142
7. Tampa Bay Buccaneers	140
8. Houston Texans	138
9. Green Bay Packers	133
Los Angeles Chargers	133

The Titans also had 56 total games started by their rookie class in 2022. That ranked sixth in the NFL. McCreary led the way as the team's only rookie with starts in all 17 games.

Most total starts by rookies in 2022:

Team	Games Started
1. Houston Texans	81
2. Seattle Seahawks	70
3. Chicago Bears	68
4. New York Giants	65
5. Kansas City Chiefs	61
6. Tennessee Titans	56
7. Detroit Lions	52
8. Jacksonville Jaguars	49
9. Green Bay Packers	48
10. Tampa Bay Buccaneers	43

Within the franchise's "Titans era" (1999 to present), the 145 games played by rookies and the 56 total starts by rookies each ranked second. The 2004 Titans rookie class played in a total of 176 games to set the benchmark for the era, while the 2005 team's 60 starts by rookies still stands as the high.

Most total games played in a season by Titans rookies, 1999–2022:

Season	Games Played
1. 2004	176
2. 2022	145
3. 2005	139
4. 2000	136
5. 2002	132
6. 2012	130
7. 2015	128
8. 2006	114
9. 2016	113
10. 2011	109

Most total starts in a season by Titans rookies, 1999–2022:

Team	Games Started
1. 2005	60
2. 2022	56
3. 2004	50
4. 2017	42
5. 2015	39
2011	39
7. 2016	38
8. 2014	35
9. 2019	34
10. 2002	33

MOST PLAYERS FROM 2021-22

In each of the 2021 and 2022 seasons, the Titans led the NFL in the total number of players who played in at least one game. Over that time, the Titans had 137 different players take the field. The next-closest team was the Chicago Bears with 133 total players used.

In 2022, the Titans led the NFL with 86 players who participate in a game, including a league-high 40 players who played on defense and a league-high 74 players who played on special teams. Their 36 different offensive players ranked sixth.

During the 2021 regular season, a total of 91 players appeared in at least one game for the Titans. It was the most in NFL history outside of the 1987 strike season that included replacement players.

Most total players used in 2022:

Team	Players
1. Tennessee Titans	86
2. Arizona Cardinals	84
3. Denver Broncos	81
4. Los Angeles Rams	80
5. Chicago Bears	78
New York Giants	78
7. Baltimore Ravens	76
Detroit Lions	76
9. New Orleans Saints	75
10. Houston Texans	74

Most total players used from 2021 to 2022:

Team	Players
1. Tennessee Titans	137
2. Chicago Bears	133
3. Las Vegas Raiders	122
4. Houston Texans	120
New York Giants	120
6. New York Jets	118
7. Detroit Lions	116
New Orleans Saints	116
9. Arizona Cardinals	115
Cleveland Browns	115

Most players used in a single NFL season (does not include 1987 strike season):

Team	Season	Players
1. Tennessee Titans	2021	91
2. New York Jets	2021	87
3. Tennessee Titans	2022	86
4. Houston Texans	2021	85
Detroit Lions	2021	85
New Orleans Saints	2021	85
7. Arizona Cardinals	2022	84
San Francisco 49ers	2020	84
Miami Dolphins	2019	84
10. Washington Commanders	2021	82

LEAST PENALIZED TEAMS FROM 2018–2022

Under head coach **Mike Vrabel**, who was named to his current post in 2018, the Titans have been one of the NFL's least penalized teams. They have been called for 481 penalties during that time, which ranks 10th in the league.

In 2018, the Titans were called for only 82 penalties, leading the NFL and setting a team record for the lowest number in a 16-game season (since 1978, excluding strike-shortened 1982 and 1987 seasons). They received no more than four penalties in nine of their 16 games. The previous franchise record for fewest penalties in a 16-game season was 84 by the 1983 Oilers.

Fewest total penalties from 2018–2022:

Team	Penalties
1. Los Angeles Rams	437
2. Cincinnati Bengals	443
3. New England Patriots	448
4. Green Bay Packers	450
5. Indianapolis Colts	458
6. Atlanta Falcons	463
7. Minnesota Vikings	469
8. Chicago Bears	474
9. New York Giants	479
10. Tennessee Titans	481

RED ZONE SUCCESS, 2019–2022

During the past four seasons, the Titans have fielded one of the NFL's most efficient offenses in the red zone. From 2019 to 2022, they had 148 touchdowns in 212 possessions inside their opponent's 20-yard line.

During the 2019 campaign alone, they scored touchdowns on 75.6 percent (34 of 45) of their drives inside the opponent's 20-yard line to lead the league. That was the third-best figure in the NFL since 1991 and the highest since the 2013 Denver Broncos (76.1 percent).

In 2022, the Titans ranked sixth in the NFL with a red-zone efficiency of 64.3 percent. They scored 27 touchdowns on 42 drives inside the 20.

Top red zone offenses (touchdown percentage) from 2019–2022:

Team	RZ Drives	Touchdowns	TD Pct.
1. Tennessee Titans	212	148	69.8%
2. Philadelphia Eagles	220	142	64.5%
3. Minnesota Vikings	232	149	64.2%
4. Green Bay Packers	234	149	63.7%
5. Tampa Bay Buccaneers	233	148	63.5%
6. Seattle Seahawks	219	136	62.1%
7. Kansas City Chiefs	249	154	61.8%
8. Cleveland Browns	209	129	61.7%
9. New Orleans Saints	229	141	61.6%
10. Buffalo Bills	247	150	60.7%

Top red zone offenses (touchdown percentage) in 2022:

Team	RZ Drives	Touchdowns	TD Pct.
1. Dallas Cowboys	56	40	71.4%
2. Kansas City Chiefs	72	50	69.4%
3. Philadelphia Eagles	59	40	67.8%
4. Detroit Lions	68	45	66.2%
5. Cincinnati Bengals	57	37	64.9%
6. Tennessee Titans	42	27	64.3%
7. New York Giants	49	31	63.3%
8. Minnesota Vikings	64	40	62.5%
9. Buffalo Bills	58	35	60.3%
10. Miami Dolphins	50	30	60.0%

GOAL-TO-GO SINCE 2019

From 2019 through 2022, the Titans were the most efficient NFL team in scoring in goal-to-go situations. Over that time period, they reached the end zone 97 times in 107 total goal-to-go possessions (90.7 percent).

In 2022, they led the NFL in the category for the fourth consecutive season, crossing the goal line 15 times in 16 opportunities for a rate of 93.8 percent.

Since 2000, the Titans own the best two single-season goal-to-go percentages in the NFL. The 2020 squad established the best mark in that period with a 94.1 percentage (32 of 34), followed by their 2022 effort.

Best goal-to-go touchdown efficiency from 2019–2022:

Team	Poss	TD	Pct
1. Tennessee Titans	107	97	90.7%
2. Seattle Seahawks	99	79	79.8%
3. Philadelphia Eagles	134	105	78.4%
4. New York Giants	85	66	77.6%
5. Tampa Bay Buccaneers	150	115	76.7%
6. Kansas City Chiefs	148	113	76.4%
7. Detroit Lions	118	90	76.3%
8. Dallas Cowboys	112	85	75.9%
9. Los Angeles Rams	129	97	75.2%
10. Green Bay Packers	128	96	75.0%
Cleveland Browns	116	87	75.0%

20-YARD RECEPTIONS BY ROOKIES

Titans rookies accounted for 18 total receptions of 20-plus yards in 2022. The team's rookie class ranked third in the NFL in 20-yard catches behind only the Pittsburgh Steelers (20) and New Orleans Saints (19).

Wide receiver **Treyton Burks** led the Titans with eight receptions of at least 20 yards, which tied for sixth place among all NFL rookies. Tight end **Chig Okonkwo** tied for ninth place in the league among rookies with seven such catches. Additionally, wide receiver **Kyle Philips** (two) and running back **Julius Chestnut** (one) contributed receptions of 20-plus yards to the Titans offense.

Receptions of 20-plus yards by rookies:

Rookie Class	Rookie Receptions of 20+ Yards
1. Pittsburgh Steelers	20
2. New Orleans Saints	19
3. Tennessee Titans	18
4. Green Bay Packers	17
5. New York Jets	15
6. Atlanta Falcons	14
7. Indianapolis Colts	12
8. Washington Commanders	11
9. Denver Broncos	8
10. (four tied)	5



TOP RUSHING OFFENSES SINCE 2020

From 2020 through 2022, the Titans were one of the NFL's most productive rushing offenses. Their 144.5 rushing yards per game ranked fourth in the NFL behind only the Baltimore Ravens (165.4), Cleveland Browns (146.7) and Philadelphia Eagles (145.0).

In 2021, the Titans finished with the fifth-ranked rushing offense (141.4 yards per game). That followed a 2020 campaign in which they ranked second in rushing (168.1).

NFL's top-ranked rushing offenses from 2020 to 2022 (yards per game):

Team	Rush Yards Per Game
1. Baltimore Ravens	165.4
2. Cleveland Browns	146.7
3. Philadelphia Eagles	145.0
4. Tennessee Titans	144.5
5. Chicago Bears	133.6
6. San Francisco 49ers	128.3
7. Indianapolis Colts	128.0
8. New England Patriots	126.2
9. Buffalo Bills	125.8
10. New Orleans Saints	124.8

TOUCHDOWNS SINCE 2019

Since the beginning of the 2019 season, the Titans rank near the top of the NFL in total touchdowns scored. That includes a 2020 campaign in which the team finished with 62 total touchdowns, which ranked second in the NFL and second all-time for the franchise (66 in 1961).

Most total touchdowns from 2019 to 2022:

Team	Total Touchdowns
1. Kansas City Chiefs	225
2. Dallas Cowboys	210
3. Tampa Bay Buccaneers	208
4. Green Bay Packers	206
5. Buffalo Bills	205
6. San Francisco 49ers	204
7. Minnesota Vikings	200
8. Tennessee Titans	199
9. Seattle Seahawks	197
Philadelphia Eagles	197



RUSHING DEFENSE SINCE 2021

Since the beginning of the 2021 season, the Titans have had one of the NFL's stingiest defenses against the run.

In 2022, the Titans led the NFL in rushing defense for the first time since 2003. They allowed only 1,307 total rushing yards in 17 games for a league-best average of 76.9 yards per contest.

In 2021, the Titans placed second in the NFL in rushing defense. Their opponents rushed for an average of 84.6 yards per contest. Only the Baltimore Ravens (84.5) defense allowed fewer yards on the ground.

From 2021 through 2022, the Titans allowed a total of two individual 100-yard rushers—one each season. In 2021, they did not allow a 100-yard individual rushing performance after Jacksonville's **James Robinson** had 149 rushing yards in Week 5 (Oct. 10). In 2022, the New York Giants' **Saquon Barkley** opened the campaign with 164 rushing yards against the Titans, marking the first and only 100-yard game of the season by a Titans opponent.

Top rushing defenses in 2022 (yards per game):

Team	Opp Rush Yards	Per Game
1. Tennessee Titans	1,307	76.9
2. San Francisco 49ers	1,321	77.7
3. Baltimore Ravens	1,566	92.1
4. Miami Dolphins	1,751	103.0
5. Buffalo Bills	1,673	104.6
6. New England Patriots	1,793	105.5
7. Cincinnati Bengals	1,706	106.6
8. Kansas City Chiefs	1,823	107.2
9. Pittsburgh Steelers	1,838	108.1
10. Denver Broncos	1,866	109.8

Top rushing defenses from 2021 to 2022 (yards per game):

Team	Opp Rush Yards	Per Game
1. Tennessee Titans	2,745	80.7
2. Baltimore Ravens	3,002	88.3
3. San Francisco 49ers	3,081	90.6
4. Cincinnati Bengals	3,448	104.5
5. Miami Dolphins	3,618	106.4
6. Tampa Bay Buccaneers	3,625	106.6
7. Buffalo Bills	3,539	107.2
8. Washington Commanders	3,701	108.9
9. Los Angeles Rams	3,710	109.1
10. Denver Broncos	3,758	110.5

BEST RUSHING DEFENSES IN TEAM HISTORY

Over the past two seasons, the Titans fielded two of the top rushing defenses in team history. In 2022, their average of only 76.9 opponent rushing yards per game not only led the league but also ranked second in Titans/Oilers annals. Only the 1960 inaugural Oilers squad allowed fewer rushing yards per game (73.4).

The 2021 Titans defense allowed 84.6 rushing yards per game, which now stands as the fifth-best number in Titans/Oilers history.

Top rushing defenses in franchise history (opponent rushing yards per game):

Season	Games	Att	Yards	Avg	TD	Rushing Yards Allowed/Game
1. 1960	14	438	1,027	2.34	6	73.4
2. 2022	17	390	1,307	3.35	9	76.9
3. 1993	16	369	1,273	3.45	9	79.6
4. 2003	16	342	1,295	3.79	10	80.9
5. 2021	17	368	1,438	3.91	14	84.6
6. 1996	16	397	1,385	3.49	5	86.6
7. 2000	16	387	1,390	3.59	7	86.9
8. 2016	16	356	1,413	3.97	10	88.3
9. 2017	16	398	1,420	3.57	5	88.8
10. 2002	16	372	1,424	3.83	7	89.0

The Titans kept 14 opponents under 100 rushing yards as a team in each of the 2021 and 2022 seasons—tying for the most in franchise history. Prior to 2021, when the schedule was changed to a 17-game format, the franchise high for games in a season in which the Titans/Oilers held opponents under the 100-yard rushing mark was 12 games in 1996, 2002 and 2003.

Most Titans/Oilers games in a season without allowing 100 opponent rushing yards:

Season	Games
1. 2022	14
2021	14
3. 1996	12
2002	12
2003	12
6. (five tied)	11

THIRD-DOWN DEFENSE SINCE 2021

The Titans have fielded one of the NFL's best third-down defenses since the start of the 2021 season.

The Titans placed third in third-down defense in 2022. Opponents converted 77 of 225 attempts for a rate of 34.2 percent. Only the Washington Commanders (31.9) and Denver Broncos (34.1) were better.

They concluded 2021 ranked sixth on third down, allowing opponents to convert on 77 of their 210 chances for a rate of 36.7 percent. Over the final month of the 2021 campaign (Weeks 15-18), the Titans ranked third in the NFL by allowing opponents to convert only 28.6 percent on third down (12 of 42).

Top third-down defenses in 2022:

Team	Opponents Third-Down...		
	Att	Conv	Pct
1. Washington Commanders	210	67	31.9%
2. Denver Broncos	220	75	34.1%
3. Tennessee Titans	225	77	34.2%
4. Baltimore Ravens	209	73	34.9%
5. New York Giants	205	72	35.1%
6. Tampa Bay Buccaneers	236	87	36.9%
7. Buffalo Bills	208	78	37.5%
8. Green Bay Packers	194	73	37.6%
9. Dallas Cowboys	231	87	37.7%
10. Indianapolis Colts	224	85	37.9%

Top third-down defenses from 2021 to 2022:

Team	Opponents Third-Down...		
	Att	Conv	Pct
1. Buffalo Bills	422	144	34.1%
2. Baltimore Ravens	410	143	34.9%
3. Tennessee Titans	435	154	35.4%
4. Dallas Cowboys	454	163	35.9%
5. Minnesota Vikings	429	160	37.3%
6. New York Giants	431	162	37.6%
7. Tampa Bay Buccaneers	462	174	37.7%
8. Pittsburgh Steelers	448	171	38.2%
9. New England Patriots	452	174	38.5%
10. Indianapolis Colts	434	170	39.2%
Kansas City Chiefs	421	165	39.2%



2022 HONORS

2022 Titans Team Captains (Seasons as Titans Captain)

- S Kevin Byard (4)
- RB Derrick Henry (3)
- DT Jeffery Simmons (2)
- QB Ryan Tannehill (3)
- C Ben Jones (2)

Pro Bowl (Number of Pro Bowls with Titans, Total Career Selections)

- LS Morgan Cox (1, 5)
- RB Derrick Henry (3, 3)
- C Ben Jones (1,1)
- DT Jeffery Simmons (2, 2)

Associated Press

- Second-Team All-Pro: DT Jeffery Simmons
- Second-Team All-Pro: P Ryan Stonehouse

Titans Walter Payton Man of the Year

- RB Derrick Henry

Ed Block Courage Award

- WR Robert Woods

Eddie George Good Guy Award

- S Kevin Byard

AFC Player of the Week

- Week 7—Special Teams: K Randy Bullock
- Week 8—Offense: RB Derrick Henry
- Week 10—Special Teams: P Ryan Stonehouse

AFC Player of the Month

- October—Offense: RB Derrick Henry
- October—Special Teams: P Ryan Stonehouse

Professional Football Writers of America All-Rookie Team

- TE Chig Okonkwo
- P Ryan Stonehouse

2022 RECAP

DRAFT

TEAM NOTES

PLAYER NOTES

STATISTICS

ROSTERS



TITANS QUARTERBACKS

No.	Name	Ht	Wt	Exp	College
11	Dobbs, Joshua	6-3	216	6	Tennessee
17	Tannehill, Ryan	6-4	217	11	Texas A&M
7	Willis, Malik	6-1	219	R	Liberty

#17 • QB RYAN TANNEHILL

6-4, 207, 11th Year (4th with Titans), Texas A&M
[Click for complete bio](#)

Quarterback **Ryan Tannehill** completed his 11th NFL season and his fourth campaign with the Titans in 2022.

During his first four seasons in Tennessee, Tannehill built a 36-19 record as a starting quarterback and led the team to the postseason three times (2019 to 2021), becoming the franchise's first starting quarterback since **Warren Moon** (1987 to 1993) to direct his team to the playoffs in at least three consecutive seasons. After appearing in the AFC championship game as a wild card team in 2019, the Titans won consecutive division titles in 2020 and 2021, a first for the franchise since the Oilers took the first three AFL Eastern Division titles from 1960 to 1962.

Tannehill's 36 wins as a starting quarterback at the end of the 2022 season ranked fifth in franchise history and were more than any other player in team annals in his first four years with the club. His win total trailed only that of **Steve McNair** (76), **Moon** (70), **Dan Pastorini** (53) and **George Blanda** (44).

At the conclusion of 2022, Tannehill ranked among the franchise career leaders in several categories: first in passer rating (100.5), first in completion percentage (66.9), sixth in passing yards (12,831), fifth in passing touchdowns (89), sixth in passing attempts (1,623) and sixth in completions (1,085).

Since the week of Tannehill's first start in a Titans uniform (Oct. 20, 2019) through the conclusion of 2022, Tannehill's 100.7 passer rating ranked fourth in the NFL behind only **Aaron Rodgers** (106.0), **Patrick Mahomes** (103.3) and **Jimmy Garoppolo** (100.8).

Tannehill started every game from Week 7 of the 2019 campaign through the sixth game of 2022. His 49 consecutive starts in the regular season broke McNair's record (2001-03) for the most in franchise history by a starting quarterback.

In 2021, he placed third on the franchise's single-season passing charts in attempts (531), completions (357) and completion percentage (67.2), and he ranked fourth with 3,734 passing yards. He became the only quarterback other than Moon (1989-1991) to record multiple seasons with at least 3,500 passing yards with the franchise. Additionally, he rushed for 270 yards, and his seven rushing touchdowns ranked second among NFL signal callers behind **Jalen Hurts'** 10. Tannehill was the first quarterback in franchise annals with at least seven rushing touchdowns in back-to-back seasons.

After receiving a multi-year contract extension during the 2020 offseason, Tannehill responded with 16 starts for the first time since 2015 and produced one of the best seasons of any quarterback in franchise history. A Titans team captain for the first time, his statistics finished in the top five of several of the organization's single-season record lists, including 40 total touchdowns (first), a 106.5 passer rating (second), 3,819 passing yards (third), 33 touchdown passes (tied for second), 65.5 completion percentage (fourth) and 7.9 yards per attempt (tied for fifth). Tannehill became the fourth player in NFL history with a passer rating of at least 106.0 in consecutive seasons, joining **Drew Brees** (2018-20), **Russell Wilson** (2018-19) and **Rodgers** (2011-12).

Also in 2020, Tannehill and Buffalo's **Josh Allen** became the fourth and fifth quarterbacks in NFL history with at least 3,800 passing yards, 33 passing touchdowns and seven rushing touchdowns in the same season. Only **Cam Newton** (2015), **Daunte Culpepper** (2000) and **Steve Young** (1994) had done so previously.

In 2019, Tannehill set single-season franchise records and led the NFL with a 117.5 passer rating and a passing average of 9.6 yards per

attempt. His passer rating was the fourth-highest figure in NFL history among qualifiers. Additionally, he set a club record and placed third in the NFL with a 70.3 completion percentage.

Tannehill was named AFC Offensive Player of the Month for December 2019 and was named to his first career Pro Bowl. He also won the Associated Press Comeback Player of the Year Award.

Originally a first-round selection (eighth overall) by the Miami Dolphins in the 2012 NFL Draft, Tannehill was acquired by the Titans in a trade with the Dolphins on March 15, 2019. The Titans sent a 2019 seventh-round pick and a 2020 fourth-round selection to Miami in exchange for Tannehill and a 2019 sixth-rounder.

Over his seven seasons in Miami, he started 88 games, threw for 20,434 yards and 123 touchdowns, and rushed for 1,210 yards and six scores. When he left Miami, he ranked second in franchise history behind **Chad Pennington** in both career completion percentage (62.8) and career passer rating (87.0). He authored 13 game-winning drives for the Dolphins.

From 2012 through 2015, Tannehill's passing yardage total—15,460 yards—was the third highest mark in NFL history for a player's first four seasons, behind only **Peyton Manning** and **Dan Marino**. Tannehill's two 4,000-yard passing seasons (2015 and 2014) were the only ones recorded by a Dolphins quarterback other than Marino (six times). The Dolphins reached the playoffs in 2016, breaking an eight-year postseason drought.

A native of Big Spring, Texas, Tannehill attended Texas A&M, where he earned honorable mention All-America honors as a senior. He played both quarterback and wide receiver, passing for 5,450 yards and 42 touchdowns and adding 112 receptions for 1,596 yards and 10 scores.

2022 Game Notes:

➤ **Against New York Giants (9/11)**, completed 20 of 33 passes for 266 yards and two touchdowns for a 106.4 passer rating. His seven-yard touchdown pass to running back Dontrell Hilliard in the first quarter was the 200th touchdown pass of his career, making him the 47th player in NFL history to reach the plateau. He added a 23-yard touchdown pass to Hilliard in the third quarter. By starting his 44th consecutive game with the club, he passed Steve McNair (43 from 2001-03) for the most consecutive starts in Titans/Oilers history by a quarterback. He extended his career-best streak to 16 consecutive games with at least one passing or rushing touchdown. With his 77th and 78th touchdown passes in a Titans uniform, he took possession of fifth place on the franchise's passing touchdowns list, passing Marcus Mariota (76). Logged his 26th game for the Titans (48th career) with a passer rating of at least 100.0.

➤ **At Buffalo (9/19)**, completed 11 of 20 passes for 117 yards with two interceptions.

➤ **Against Las Vegas (9/25)**, completed 19 of 27 passes for 264 yards with one touchdown and one interception (98.4 passer rating). He completed a two-yard touchdown pass to tight end Geoff Swaim in the first quarter and scored his first touchdown of the season on a one-yard rushing attempt in the second quarter. It was his 15th NFL game and his 13th game with the



consecutive starting streak by a quarterback in franchise history.

- **At Kansas City (11/6)**, he was inactive with an ankle injury.
- **Against Denver (11/13)**, completed 19 of 36 passes for 255 yards with two touchdowns and no interceptions (94.1 passer rating). He added two carries for 12 yards, including an 11-yard scramble to help set up a touchdown in the second quarter. He returned to the lineup after missing two contests due to injury and became the sixth quarterback to register 50 regular-season starts with the organization, joining George Blanda, Dan Pastorini, Warren Moon, Steve McNair and Marcus Mariota. With the victory, he set the record for the most wins by a Titans/Oilers starting quarterback in the first four seasons of a player's career with the organization (35 wins in the regular season and 37 including playoffs), surpassing George Blanda (34 regular season, 36 total). Tannehill completed both touchdown passes to Nick Westbrook-Ikhine, connecting on a nine-yard score in the second quarter and a 63-yarder on a flea-flicker in the third quarter. It was his longest completion since a 75-yard touchdown pass against Detroit on Dec. 20, 2020. He recorded his fourth consecutive start with no interceptions, which tied for the longest streak of his career in a single season (three times, last in 2016).
- **At Green Bay (11/17)**, completed 22 of 27 passes for 333 yards with two touchdowns and one interception for a passer rating of 127.3. He established a new career high for completion percentage (81.5) in a qualifying game (minimum 20 attempts). His 25th career 300-yard passing game was his ninth such performance since joining the Titans in 2019, moving him ahead of Marcus Mariota (eight) for the fourth-highest total in franchise history. On the opening drive of the game, he completed a 43-yard pass to Treylon Burks to convert a third down and then tossed a 14-yard touchdown pass to Dontrell Hilliard. On the first play of the fourth quarter, he completed a 16-yard scoring strike to Austin Hooper. Late in the fourth quarter, he helped cement the outcome with a 51-yard completion to Burks. He reached 1,500 passing attempts as a member of the Titans (1,507), which is the number needed to qualify in the team record books for career passer rating and completion percentage marks, and he moved into first place in both categories.
- **Against Cincinnati (11/27)**, completed 22 of 34 passes for 291 yards with a passer rating of 91.7. He added nine yards on two rushing attempts to give him 300 combined passing and rushing yards. In the first quarter, he completed a 25-yard pass to Nick Westbrook-Ikhine. In the second quarter, he was credited with a 69-yard pass on a screen play to Derrick Henry. The play resulted in a touchdown when Treylon Burks recovered Henry's fumble in the end zone. In the third quarter, he delivered a 51-yard pass to Treylon Burks.
- **At Philadelphia (12/4)**, completed 14 of 22 passes for 141 yards and a touchdown for a passer rating of 97.0. He added three rushing attempts for a team-high 34 yards. In the first quarter, he threw a 25-yard touchdown pass to Treylon Burks, capping a drive in which he had a season-long 17-yard rushing attempt and converted a fourth-and-seven with an eight-yard scramble. He produced his fourth consecutive game with a passer rating above 90.0.
- **Against Jacksonville (12/11)**, completed 25 of 38 passes for 254 yards with two touchdowns and one interception. He also rushed for 16 yards on two attempts. His 91.3 passer rating marked his fifth consecutive game with a passer rating above 90.0. In the first quarter, he completed a 10-yard touchdown pass to Chig Okonkwo, and in the fourth quarter, he had a two-yard touchdown pass to Nick Westbrook-Ikhine. He passed to Okonkwo for a two-point conversion in the fourth quarter.
- **At Los Angeles Chargers (12/18)**, completed 15 of 22 passes for 165 yards with one interception (71.2 passer rating). He exited the game temporarily after the third play due to an ankle injury, but he reentered the contest in the second quarter. He rushed for his 26th career touchdown and his second of 2022, scoring on a one-yard quarterback sneak late in the fourth quarter. The ensuing extra point tied the score with 48 seconds remaining.
- **Against Houston (12/24)**, he was inactive with an ankle injury.
- Placed on injured reserve on Dec. 29, 2022.

ALL-TIME FRANCHISE PASSING LEADERS

Ryan Tannehill now ranks among the Titans/Oilers career passing leaders in several categories. He owns the franchise's top passer rating and top completion percentage among all qualifiers (minimum 1,500 attempts).

Franchise career passer rating leaders (min. 1,500 attempts):

Player	Years	Passer Rating
1. Ryan Tannehill	2019–2022	100.5
2. Marcus Mariota	2015–2019	89.6
3. Steve McNair	1995–2005	83.3
4. Warren Moon	1984–1993	80.4
5. George Blanda	1960–1966	62.5
6. Dan Pastorini	1971–1979	61.0

Franchise career completion percentage leaders (min. 1,500 attempts):

Player	Years	Completion %
1. Ryan Tannehill	2019–2022	66.9
2. Marcus Mariota	2015–2019	62.9
3. Steve McNair	1995–2005	59.5
4. Warren Moon	1984–1993	57.9
5. Dan Pastorini	1971–1979	51.5
6. George Blanda	1960–1966	48.4

Franchise career passing yardage leaders:

Player	Years	Passing Yards
1. Warren Moon	1984–1993	33,685
2. Steve McNair	1995–2005	27,141
3. George Blanda	1960–1966	19,149
4. Dan Pastorini	1971–1979	16,846
5. Marcus Mariota	2015–2019	13,207
6. Ryan Tannehill	2019–2022	12,831

Franchise career passing touchdown leaders:

Player	Years	Passing TDs
1. Warren Moon	1984–1993	196
2. George Blanda	1960–1966	165
3. Steve McNair	1995–2005	156
4. Dan Pastorini	1971–1979	96
5. Ryan Tannehill	2019–2022	89
6. Marcus Mariota	2015–2019	76

A NEW START

Since Ryan Tannehill's first start with the Titans, which took place Oct. 20, 2019 against the Los Angeles Chargers, he has been one of the NFL's passing leaders in several categories. From that week through the 2022 season, his 100.7 passer rating ranked fourth in the NFL behind only Aaron Rodgers (106.0), Patrick Mahomes (103.3) and Jimmy Garoppolo (100.8).

Highest passer rating among active players since Ryan Tannehill became the Titans starter in Week 7 of 2019 (minimum 14 attempts per team game):

Player	Att	Cmp	Pct	Yds	TD	Int	Rating
1. Aaron Rodgers	1,949	1,304	66.9%	14,521	129	23	106.0
2. Patrick Mahomes	2,148	1,433	66.7%	16,756	128	35	103.3
3. Jimmy Garoppolo	1,219	829	68.0%	10,158	63	29	100.8
4. Ryan Tannehill	1,607	1,072	66.7%	12,687	89	32	100.7
Kirk Cousins	2,009	1,344	66.9%	15,262	114	37	100.7
6. Deshaun Watson	1,008	674	66.9%	8,133	54	21	100.6
7. Joe Burrow	1,530	1,044	68.2%	11,774	82	31	100.4
8. Dak Prescott	1,597	1,063	66.6%	12,183	88	34	98.8
9. Matthew Stafford	1,550	1,030	66.5%	12,169	87	38	98.7
10. Lamar Jackson	1,290	829	64.3%	9,501	84	30	98.3

QB WINNING PERCENTAGE SINCE 2019

Since the time he took over as the starting quarterback for the Titans in Week 7 of the 2019 season, **Ryan Tannehill** built one of the NFL's best records. From 2019 through 2022, his .655 winning percentage ranked eighth in the NFL among all signal callers with at least 25 starts during that time.

Highest winning percentage by starting quarterbacks from 2019 to 2022 (minimum 25 starts):

Quarterback	Starts	W	L	T	Win Pct.
1. Patrick Mahomes	63	51	12	0	.810
2. Josh Allen	65	47	18	0	.723
3. Aaron Rodgers	65	47	18	0	.723
4. Lamar Jackson	54	39	15	0	.722
5. Jimmy Garoppolo	47	32	15	0	.681
6. Jalen Hurts	34	23	11	0	.676
7. Tom Brady	66	44	22	0	.667
8. Ryan Tannehill	55	36	19	0	.655
9. Ben Roethlisberger	33	21	12	0	.636
10. Tua Tagovailoa	34	21	13	0	.618

QB WINS, FIRST FOUR SEASONS

In 2022, Titans quarterback **Ryan Tannehill** improved to 36-19 as a starter since he was traded from the Dolphins to the Titans in 2019.

Tannehill is off to arguably the best beginning to any quarterback's tenure in franchise history. He has more regular season wins—36—than any other starting signal caller in franchise history over the player's first four years with the club, surpassing **George Blanda**, who won 34 regular season starts for the Oilers from 1960 to 1963.

Tannehill moved past **Vince Young** (30 wins) for fifth place on the team's all-time wins list for starting quarterbacks. He trails only **Steve McNair** (76), **Warren Moon** (70), **Dan Pastorini** (53) and Blanda (44).

Most wins by a starting quarterback in his first four regular seasons with the Titans/Oilers franchise:

Quarterback	Years 1-4	Wins in ...				Total
		Year 1	Year 2	Year 3	Year 4	
1. Ryan Tannehill	2019-2022	7	11	12	6	36
2. George Blanda	1960-1963	8	9	11	6	34
3. Marcus Mariota	2015-2018	3	8	9	7	27
4. Vince Young	2006-2009	8	9	1	8	26
5. Steve McNair	1995-1998	2	2	8	8	20
Warren Moon	1984-1987	3	4	5	7	19



RYAN TANNEHILL'S STARTING RECORD WHEN ...

Record When Tannehill	Regular Season			Playoff Career
	2022	2019-22	Career	
Starts at quarterback	6-6	36-19	78-65	2-3
Starts vs. division opponents	2-1	15-4	28-23	0-0
Passes for 300 or more yards	1-0	6-3	12-13	0-0
Completes 1 or more TD passes	5-3	31-15	68-46	2-3
Completes 2 or more TD passes	3-2	22-7	49-19	1-1
Completes 3 or more TD passes	0-0	9-2	20-5	0-0
Starts and passes for no INTs	4-3	24-7	49-22	1-1
Completes 70.0% of his passes	3-0	19-1	38-6	0-0
Has a passer rating of 80.0+	6-4	33-12	70-32	1-1
Has a passer rating of 90.0+	5-4	31-9	63-17	1-1
Has a passer rating of 100.0+	2-1	24-4	42-8	1-1
Sacked 0 times	0-0	4-0	7-3	0-0
Rushes for 1 or more TDs	1-1	11-6	13-10	1-0
Rushes for 2 or more TDs	0-0	3-0	3-0	0-0
Rushes and Passes for 1 TD	1-0	9-4	10-5	1-0

RUSHING EFFICIENCY AMONG QBs

Titans quarterback **Ryan Tannehill's** ability to rush efficiently has reaped benefits since he arrived in Tennessee. From 2019 through 2021, he had 69 first downs on 106 total non-kneel-down rushing attempts, and in that time period, his 65.1 percent conversion rate was the best in the league among signal callers with 50 such attempts.

Tannehill also ranked third in the NFL from 2019 through 2021 with 18 rushing touchdowns. Only **Josh Allen** (23) and **Kyler Murray** (20) had more.

Highest percentage of rushing attempts for first downs by quarterbacks from 2019 to 2022 (kneel-downs excluded; minimum 50 non-kneel-down attempts):

Quarterback	Rush			First Down	First Down Pct.
	Att	Yards	TD		
1. Ryan Tannehill	128	865	20	81	63.3%
2. Tom Brady	54	166	9	33	61.1%
3. Jacoby Brissett	120	578	10	66	55.0%
4. Jimmy Garoppolo	81	207	6	42	51.9%
5. Kirk Cousins	87	479	5	43	49.4%
6. Justin Herbert	132	722	8	65	49.2%
7. Josh Allen	393	2,525	30	189	48.1%
8. Jameis Winston	74	457	2	35	47.3%
Patrick Mahomes	182	1,318	10	86	47.3%
10. Joe Burrow	119	550	10	55	46.2%

Most rushing touchdowns by quarterback from 2019 to 2022:

Quarterback	Rush TD
1. Josh Allen	30
2. Jalen Hurts	26
3. Kyler Murray	23
4. Ryan Tannehill	20
5. Lamar Jackson	19
6. Cam Newton	17
7. Daniel Jones	12
8. Deshaun Watson	11
Sam Darnold	11
10. (five tied)	10

2020 NFL PASSING LEADERS

Ryan Tannehill finished among the 2020 NFL passing leaders in several categories.

Highest passer rating in 2020 (qualifiers only):

Player	Team	Passer Rating
1. Aaron Rodgers	Green Bay Packers	121.5
2. Deshaun Watson	Houston Texans	112.4
3. Patrick Mahomes	Kansas City Chiefs	108.2
4. Josh Allen	Buffalo Bills	107.2
5. Ryan Tannehill	Tennessee Titans	106.5
6. Drew Brees	New Orleans Saints	106.4
7. Russell Wilson	Seattle Seahawks	105.1
8. Kirk Cousins	Minnesota Vikings	105.0
9. Tom Brady	Tampa Bay Buccaneers	102.2
10. Derek Carr	Las Vegas Raiders	101.4

Most touchdown passes in 2020:

Player	Team	TD Passes
1. Aaron Rodgers	Green Bay Packers	48
2. Russell Wilson	Seattle Seahawks	40
Tom Brady	Tampa Bay Buccaneers	40
4. Patrick Mahomes	Kansas City Chiefs	38
5. Josh Allen	Buffalo Bills	37
6. Kirk Cousins	Minnesota Vikings	35
7. Ryan Tannehill	Tennessee Titans	33
Deshaun Watson	Houston Texans	33
Ben Roethlisberger	Pittsburgh Steelers	33
10. Justin Herbert	Los Angeles Chargers	31

Highest passing average in 2020 (yards per attempt):

Player	Team	Yards/Att
1. Deshaun Watson	Houston Texans	8.9
2. Kirk Cousins	Minnesota Vikings	8.3
3. Aaron Rodgers	Green Bay Packers	8.2
4. Patrick Mahomes	Kansas City Chiefs	8.1
5. Josh Allen	Buffalo Bills	7.9
Ryan Tannehill	Tennessee Titans	7.9
Derek Carr	Las Vegas Raiders	7.9
8. Ryan Fitzpatrick	Miami Dolphins	7.8
9. Matthew Stafford	Detroit Lions	7.7
Philip Rivers	Indianapolis Colts	7.7

Highest touchdown-to-interception ratio in 2020:

Player	Team	TDs per INT
1. Aaron Rodgers	Green Bay Packers	9.60
2. Patrick Mahomes	Kansas City Chiefs	6.33
3. Ryan Tannehill	Tennessee Titans	4.71
Deshaun Watson	Houston Texans	4.71
5. Drew Brees	New Orleans Saints	4.00
6. Josh Allen	Buffalo Bills	3.70
7. Tom Brady	Tampa Bay Buccaneers	3.33
8. Ben Roethlisberger	Pittsburgh Steelers	3.30
9. Baker Mayfield	Cleveland Browns	3.25
10. Gardner Minshew	Jacksonville Jaguars	3.20



SINGLE-SEASON FRANCHISE RECORDS

Ryan Tannehill has enjoyed one of the finest three-year statistical runs of any quarterback in Titans/Oilers franchise history. His performances have ranked among the franchise greats in several passing categories, including his 3,734 passing yards in 2021 (fourth in franchise history) and 67.2 completion percentage (third).

In 2019, Tannehill's passer rating of 117.5 ranked first in the NFL and was one of three major single-season passing records he set for the franchise. He also established new benchmarks for completion percentage (70.3) and passing average (9.6).

Single-season passing yardage leaders, franchise history:

Player	Season	Pass Yards
1. Warren Moon	1991	4,690
2. Warren Moon	1990	4,689
3. Ryan Tannehill	2020	3,819
4. Ryan Tannehill	2021	3,734
5. Warren Moon	1989	3,631

Single-season touchdown pass leaders, franchise history:

Player	Season	TD Passes
1. George Blanda	1961	36
2. Ryan Tannehill	2020	33
Warren Moon	1990	33
4. George Blanda	1962	27
5. Marcus Mariota	2016	26

Single-season passer rating leaders, franchise history:

Player	Season	Rating
1. Ryan Tannehill	2019	117.5
2. Ryan Tannehill	2020	106.5
3. Steve McNair	2003	100.4
4. Warren Moon	1990	96.8
5. Marcus Mariota	2016	95.6

Single-season completion percentage leaders, franchise history:

Player	Season	Comp Pct
1. Ryan Tannehill	2019	70.3
2. Marcus Mariota	2018	68.9
3. Ryan Tannehill	2021	67.2
4. Cody Carlson	1992	65.6
5. Ryan Tannehill	2020	65.5

Single-season passing average leaders (yards per attempt), franchise history:

Player	Season	Yards/Att
1. Ryan Tannehill	2019	9.6
2. George Blanda	1961	9.2
3. Steve McNair	2003	8.0
Warren Moon	1990	8.0
5. Ryan Tannehill	2020	7.9
Warren Moon	1988	7.9

Single-season combined passing and rushing touchdown leaders, franchise history:

Player	Season	Pass + Rush TD
1. Ryan Tannehill	2020	40
2. George Blanda	1961	36
3. Warren Moon	1990	35
4. Ryan Tannehill	2021	28
Steve McNair	2003	28
Marcus Mariota	2016	28
George Blanda	1960	28

TANNEHILL'S CAREER 300-YARD PASSING GAMES

Date	Opp	W/L	Att	Cmp	Pct	Yds	TD	Int	Rtg
9/30/12	at Arizona	L	41	26	63.4	431	1	2	86.5
12/21/14	Minnesota	W	47	35	74.5	396	4	1	118.7
12/8/19	at Oakland	W	27	21	77.8	391	3	1	140.4
12/6/20	Cleveland	L	45	29	64.4	389	3	1	104.8
9/18/16	at New England	L	45	32	71.1	387	2	2	93.5
10/18/20	Houston	W	41	30	73.2	366	4	1	122.6
9/20/15	at Jacksonville	L	44	30	68.2	359	2	0	108.0
11/29/15	at N.Y. Jets	L	58	33	56.9	351	3	1	84.8
1/3/16	New England	W	38	25	65.8	350	2	0	112.8
9/19/21	at Seattle	W	40	27	67.5	347	0	0	94.5
12/14/14	at New England	L	47	29	61.7	346	1	2	73.5
11/17/22	at Green Bay	W	27	22	81.5	333	2	1	127.3
11/3/19	at Carolina	L	39	27	69.2	331	1	2	82.3
12/1/13	at N.Y. Jets	W	43	28	65.1	331	2	1	94.2
12/27/15	Indianapolis	L	38	26	68.4	329	0	1	84.2
11/21/21	Houston	L	52	35	67.3	323	1	4	58.4
9/27/20	at Minnesota	W	37	23	62.2	321	0	1	78.8
9/25/16	Cleveland	W	39	25	64.1	319	3	2	93.9
9/15/13	at Indianapolis	W	34	23	67.6	319	1	0	107.4
10/20/19	L.A. Chargers	W	29	23	79.3	312	2	1	120.1
12/15/13	New England	W	37	25	67.6	312	3	0	120.6
11/24/13	Carolina	L	42	28	66.7	310	1	1	86.4
11/8/15	at Buffalo	L	35	26	74.3	307	0	0	100.5
10/6/13	Baltimore	L	40	21	52.5	307	1	0	86.1
10/29/15	at New England	L	44	28	63.6	300	0	2	64.6

TEAM SINGLE-GAME PASSER RATING

On Dec. 20, 2020, **Ryan Tannehill** recorded a 145.8 passer rating against the Detroit Lions. It qualified as the seventh best single-game passer rating in franchise history (minimum 20 attempts) and was Tannehill's second-highest passer rating in a qualifying game (155.3 vs. Oakland on Sept. 23, 2018).

On Sept. 20, 2020, Tannehill posted a 145.7 passer rating against the Jacksonville Jaguars that at the time ranked seventh in team history.

Highest single-game passer ratings in franchise history (min. 20 attempts):

Player	Opp	Date	Att	Cmp	Yds	TD	Int	Rtg
1. Chris Chandler	at Cin	9/24/95	26	23	352	4	0	158.3
2. Marcus Mariota	GB	11/13/16	26	19	295	4	0	149.8
3. Marcus Mariota	Jax	10/27/16	22	18	270	2	0	148.1
4. Marcus Mariota	at Hou	11/26/18	23	22	303	2	0	147.7
5. Steve McNair	Hou	10/12/03	27	18	421	3	0	146.8
6. Warren Moon	at Cle	11/18/90	32	24	322	5	0	146.1
7. Ryan Tannehill	Det	12/20/20	27	21	273	3	0	145.8
8. Ryan Tannehill	Jax	9/20/20	24	18	239	4	0	145.7
9. Warren Moon	Buf	11/26/90	22	16	300	2	0	145.1
10. Chris Chandler	Den	11/26/95	26	18	280	3	0	143.1



LEADING VETERAN QBS ON NEW TEAMS

In 2019, **Ryan Tannehill** set a new standard for veteran quarterbacks in their first year with a new team. Tannehill, who was acquired in a trade after seven years with the Miami Dolphins, had a passer rating of 117.5. No quarterback has ever finished with a passer rating that high in his first season with a new team after playing at least one year with another team.

Brett Favre held the distinction until 2019. In 2009, Favre's 107.2 passer rating with the Minnesota Vikings became the best figure in league annals by a veteran in his first campaign with a new club.

Highest passer rating in a veteran's first season with a new team (through 2019):

Player	Season	New Team	Former Team	Rating
1. Ryan Tannehill	2019	Tennessee	Miami	117.5
2. Brett Favre	2009	Minnesota	N.Y. Jets	107.2
3. Peyton Manning	2012	Denver	Indianapolis	105.8
4. Vinny Testaverde	1998	N.Y. Jets	Baltimore	101.6
5. Kirk Cousins	2018	Minnesota	Washington	99.7
6. Tyrod Taylor	2015	Buffalo	Baltimore	99.4
7. Sam Bradford	2016	Minnesota	Philadelphia	99.3
8. Len Dawson	1962	Dallas Texans	Cleveland	98.3
Case Keenum	2017	Minnesota	L.A. Rams	98.3
10. Brian Griese	2004	Tampa Bay	Miami	97.5

SINGLE-SEASON NFL LEADERS

Ryan Tannehill established the fourth-highest single-season passer rating in NFL history in 2019. His 117.5 passer rating is surpassed in league annals by only **Aaron Rodgers'** 122.5 passer rating in 2011, **Peyton Manning's** 121.1 in 2004 and **Nick Foles'** 119.2 in 2013.

Meanwhile, his 9.6-yard passing average tied for eighth in NFL annals.

NFL all-time single-season passer rating leaders (through 2019):

Player	Team	Season	Rating
1. Aaron Rodgers	Green Bay Packers	2011	122.5
2. Peyton Manning	Indianapolis Colts	2004	121.1
3. Nick Foles	Philadelphia Eagles	2013	119.2
4. Ryan Tannehill	Tennessee Titans	2019	117.5
5. Tom Brady	New England Patriots	2007	117.2
6. Matt Ryan	Atlanta Falcons	2016	117.1
7. Drew Brees	New Orleans Saints	2019	116.3
8. Drew Brees	New Orleans Saints	2018	115.7
9. Peyton Manning	Denver Broncos	2013	115.1
10. Patrick Mahomes	Kansas City Chiefs	2018	113.8

NFL all-time single-season passing average leaders (through 2019):

Player	Team	Season	Yds/Att
1. Sid Luckman	Chicago Bears	1943	10.9
2. Otto Graham	Cleveland Browns	1953	10.6
3. Otto Graham	Cleveland Browns	1947	10.2
4. Norm Van Brocklin	Los Angeles Rams	1954	10.1
5. Ed Brown	Chicago Bears	1956	9.9
Kurt Warner	St. Louis Rams	2000	9.9
7. Otto Graham	Cleveland Browns	1949	9.8
8. Chris Chandler	Atlanta Falcons	1998	9.6
Ryan Fitzpatrick	Tampa Bay Buccaneers	2018	9.6
Ryan Tannehill	Tennessee Titans	2019	9.6

2019 NFL PASSING LEADERS

Ryan Tannehill led the NFL in 2019 with a 117.5 passer rating and a 9.6-yard passing average. He also placed third in completion percentage (70.3) and second in touchdown percentage (7.7).

Tannehill became the organization's only quarterback other than **Steve McNair** in 2003 to lead the NFL in passer rating. New Orleans' **Drew Brees** finished in second place behind Tannehill with a 116.3 passer rating.

Highest passer rating in 2019 (qualifiers only):

Player	Team	Passer Rating
1. Ryan Tannehill	Tennessee Titans	117.5
2. Drew Brees	New Orleans Saints	116.3
3. Lamar Jackson	Baltimore Ravens	113.3
4. Kirk Cousins	Minnesota Vikings	107.4
5. Russell Wilson	Seattle Seahawks	106.3
6. Matthew Stafford	Detroit Lions	106.0
7. Patrick Mahomes	Kansas City Chiefs	105.3
8. Jimmy Garoppolo	San Francisco 49ers	102.0
9. Derek Carr	Oakland Raiders	100.8
10. Dak Prescott	Dallas Cowboys	99.7

Highest completion percentage in 2019 (qualifiers only):

Player	Team	Comp. Pct.
1. Drew Brees	New Orleans Saints	74.3
2. Derek Carr	Oakland Raiders	70.4
3. Ryan Tannehill	Tennessee Titans	70.3
4. Kirk Cousins	Minnesota Vikings	69.1
Jimmy Garoppolo	San Francisco 49ers	69.1
6. Deshaun Watson	Houston Texans	67.3
7. Matt Ryan	Atlanta Falcons	66.2
8. Russell Wilson	Seattle Seahawks	66.1
Lamar Jackson	Baltimore Ravens	66.1
10. Philip Rivers	Los Angeles Chargers	66.0

Highest passing average in 2019 (yards per attempt; qualifiers only):

Player	Team	Yards/Att.
1. Ryan Tannehill	Tennessee Titans	9.6
2. Matthew Stafford	Detroit Lions	8.6
3. Jimmy Garoppolo	San Francisco 49ers	8.4
4. Patrick Mahomes	Kansas City Chiefs	8.3
5. Dak Prescott	Dallas Cowboys	8.2
Jameis Winston	Tampa Bay Buccaneers	8.2
7. Kirk Cousins	Minnesota Vikings	8.1
8. Russell Wilson	Seattle Seahawks	8.0
9. Derek Carr	Oakland Raiders	7.9
Drew Brees	New Orleans Saints	7.9

Highest touchdown percentage in 2019 (qualifiers only):

Player	Team	TD Pct.
1. Lamar Jackson	Baltimore Ravens	9.0
2. Ryan Tannehill	Tennessee Titans	7.7
3. Drew Brees	New Orleans Saints	7.1
4. Matthew Stafford	Detroit Lions	6.5
5. Russell Wilson	Seattle Seahawks	6.0
6. Kirk Cousins	Minnesota Vikings	5.9
7. Jimmy Garoppolo	San Francisco 49ers	5.7
8. Patrick Mahomes	Kansas City Chiefs	5.4
9. Jameis Winston	Tampa Bay Buccaneers	5.3
Deshaun Watson	Houston Texans	5.3

GAMES WITH A 130 PASSER RATING

During the 2019 campaign, **Ryan Tannehill** produced a streak of four consecutive games with a passer rating greater than 130. The run included a 133.9 passer rating against the Kansas City Chiefs (Nov. 10), a 155.8 against the Jacksonville Jaguars (Nov. 24), a 131.2 at the Indianapolis Colts (Dec. 1) and a 140.4 at the Oakland Raiders (Dec. 8).

In franchise history, no quarterback prior to Tannehill had ever produced four consecutive starts with a passer rating of 130 or better (minimum 10 attempts per game). **Marcus Mariota** (2016) was the most recent of six Titans/Oilers signal callers to do so for three games before Tannehill.

Most consecutive games in a single season with a 130 passer rating, franchise history (minimum 10 attempts each game):

Player	Dates	Games
1. Ryan Tannehill	Nov. 10–Dec. 8, 2019	4
2. Marcus Mariota	Nov. 13–Nov. 27, 2016	3
Ryan Fitzpatrick	Nov. 10–Nov. 24, 2013	3
Steve McNair	Dec. 2–Dec. 16, 2001	3
Warren Moon	Oct. 22–Nov. 5, 1989	3
Dan Pastorini	Nov. 11–Nov. 22, 1979	3
George Blanda	Dec. 3–Dec. 17, 1961	3

Tannehill joined **Russell Wilson** (2015) and **John Hadl** (1973) as the only players in NFL history to register four consecutive games with a minimum of 10 pass attempts and a passer rating of at least 130.

Most consecutive games in a single season with a 130 passer rating, NFL history (through 2019; minimum 10 attempts each game):

Player	Team	Dates	Games
1. Ryan Tannehill	Tennessee	Nov. 10–Dec. 8, 2019	4
Russell Wilson	Seattle	Nov. 22–Dec. 13, 2015	4
John Hadl	L.A. Rams	Sept. 16–Oct. 7, 1973	4
4. (several tied)			3

Tannehill registered a total of six single-game passer ratings of 130 or greater in only 10 starts during the 2019 regular season. He tied Wilson with the most such performances in 2019 and also tied for the most by any NFL starting quarterback in any season since 1960. Green Bay's **Aaron Rodgers** (2011) and Dallas' **Tony Romo** (2014) are the only other quarterbacks to accomplish the feat.

In franchise history, former Oilers quarterback **Chris Chandler** previously had the most season games with a 130-plus passer rating, with four in 1995.

Most starts by a quarterback with a passer rating of 130.0 or greater, 1960–2019:

Player	Season	Team	Games
1. Ryan Tannehill	2019	Tennessee Titans	6
Russell Wilson	2019	Seattle Seahawks	6
Tony Romo	2014	Dallas Cowboys	6
Aaron Rodgers	2011	Green Bay Packers	6
5. (seven tied)			5

MOST TD PASSES IN A POSTSEASON

During the 2019 playoffs, **Ryan Tannehill** completed at least one touchdown pass in all three of the team's games and totaled five touchdown passes. Tannehill tied **Warren Moon's** 1991 franchise record for the most touchdown passes in a single postseason.

Most touchdown passes in a single postseason, franchise history:

Player	Season	TD Passes
1. Ryan Tannehill	2019	5
Warren Moon	1991	5
3. Marcus Mariota	2017	4
Warren Moon	1992	4
Dan Pastorini	1978	4
6. Steve McNair	2002	3
George Blanda	1960	3

RYAN TANNEHILL'S GAME-WINNING DRIVES

In his NFL career, quarterback **Ryan Tannehill** has led 26 game-winning drives in the fourth quarter or overtime, including the regular season and postseason. That includes 13 total games with the Titans from 2019 to 2021.

Per the Elias Sports Bureau, a game-winning drive is defined as when a quarterback's team scores on an offensive possession to put the team ahead (whether tied or from behind) for good in the fourth quarter or overtime.

Ryan Tannehill's game-winning drives:

Date/Opp.	Largest 4th Qtr Deficit/Tie	Score, Start of Drive	Drive Start	Tannehill's Drive Stats (Att-Cmp-Yds, TD, Rushing)	Drive Totals	Drive End	Game-Winning Scoring Play	Final Score
Dolphins Career:								
11/25/12 at Sea	14-21	21-21	1:32	4-3-51, 0 TD, 1 rush for 15 yds	7-65-1:32	0:00	D. Carpenter 43-yard FG	24-21
9/22/13 vs. Atl	20-23	20-23	4:46	12-9-69, 1 TD, 0 rushes	13-75-4:08	0:38	Tannehill 1-yard pass to D. Sims	27-23
12/8/13 at Pit	24-28	24-28	4:31	3-3-25, 1 TD, 0 rushes	4-80-1:38	2:53	Tannehill 12-yard pass to C. Clay	34-28
12/15/13 vs. NE	17-20	17-20	4:07	8-6-66, 1 TD, 0 rushes	9-60-2:52	1:15	Tannehill 14-yard pass to M. Thigpen	24-20
12/1/14 at NYJ	6-13	13-13	5:42	5-4-43, 0 TD, 0 rushes	9-57-3:45	1:57	C. Sturgis 26-yard FG	16-13
11/15/15 at Phi	13-16	13-16	3:09 (3rd Q)	3-3-62, 1 TD, 0 rushes	7-87-3:14	14:55	Tannehill 4-yard pass to J. Landry	20-19
1/3/16 vs. NE	10-10	10-10	9:50	4-4-77, 1 TD, 0 rushes	6-82-2:52	6:58	Tannehill 2-yard pass to J. Cameron	20-10
9/25/16 vs. Cle	24-24	24-24	9:39 (OT)	1-1-32, 0 TD, 0 rushes	3-44-1:13	8:26	J. Ajayi 11-yard run	30-24
10/23/16 vs. Buf	14-17	14-17	7:45	1-1-18, 0 TD, 0 rushes	6-64-3:49	3:56	D. Williams 12-yard run	28-25
11/20/16 at LAR	0-10	7-10	2:11	5-5-53, 1 TD, 0 rushes	7-75-1:35	0:36	Tannehill 9-yard pass to D. Parker	14-10
9/23/18 vs. Oak	14-17	14-17	8:06	0-0-0, 0 TD, 1 rush for 18 yds	2-70-0:48	7:18	A. Wilson end around 52-yard pass to J. Grant	28-20
12/2/18 vs. Buf	14-17	14-17	12:00	3-3-25, 1 TD, 0 rushes	6-75-3:18	8:42	Tannehill 13-yard pass to K. Stills	21-17
12/9/18 vs. NE	28-33	28-33	0:07	1-1-69, 1 TD, 0 rushes	1-69-0:07	0:00	K. Drake 69-yard pass play by R. Tannehill	34-33
Titans Career:								
10/20/19 vs. LAC	10-10	10-10	5:20 (3rd Q)	8-6-76, 1 TD, 1 rush for 2 yds	14-85-7:09	13:11	Tannehill 5-yard pass to T. Sharpe	23-20
10/27/19 vs. TB	20-23	20-23	13:49	11-9-85, 1 TD, 0 rushes	12-90-6:54	6:55	Tannehill 8-yard pass to A. Brown	27-23
11/10/19 vs. KC	20-29	27-32	1:21	3-2-43, 1 TD, 1 rush for 18 yds	4-61-0:58	14:37	Tannehill 23-yard pass to A. Humphries	35-32
9/14/20 at Den	13-14	13-14	3:05	7-5-40, 0 TD, 0 rushes	12-83-2:48	0:17	Gostkowski 25-yard FG	16-14
9/20/20 vs. Jax	30-30	30-30	3:29	4-2-10, 0 TD, 0 rushes	8-29-1:53	1:36	Gostkowski 49-yard FG	33-30
9/27/20 at Min	25-30	28-30	3:42	5-4-34, 0 TD, 0 rushes	9-44-1:58	1:44	Gostkowski 55-yard FG	31-30
10/18/20 vs. Hou	29-36	36-36	10:00 (OT)	2-2-55, 0 TD, 0 rushes	6-82-3:30	6:30	Henry 5-yard run	42-36
11/22/20 at Bal	13-21	24-24	7:58 (OT)	3-3-36, 0 TD, 0 rushes	6-73-2:37	5:21	Henry 29-yard run	30-24
1/3/21 at Hou	31-35	38-38	0:18	1-1-52, 0 TD, 0 rushes	3-56-0:18	0:00	Sloman 37-yard FG	41-38
9/19/21 at Sea	16-30	30-30	7:19 (OT)	0-0-0, 0 TD, 0 rushes	5-21-2:34	4:45	Bullock 36-yard FG	33-30
10/18/21 vs. Buf	24-31	27-31	8:01	5-5-58, 0 TD, 0 rushes	8-70-4:56	3:05	Henry 13-yard run	34-31
10/31/21 at Ind	21-24	31-31	5:48 (OT)	1-2-13, 0 TD, 0 rushes	4-5-1:45	4:03	Bullock 44-yard FG	34-31
12/23/21 vs. SF	17-17	17-17	2:16	2-2-10, 0 TD, 2 rushes for 22 yds	8-49-2:16	0:04	Bullock 44-yard FG	20-17

GAME-WINNING DRIVES FROM 2019-2021


From the time **Ryan Tannehill** joined the Titans in 2019 through the end of the 2021 regular season, he directed 13 total game-winning drives. Only Raiders quarterback **Derek Carr** (14) has more in that time period.

In 2021, Tannehill was credited with four game-winning drives: at Seattle (Sept. 19), against Buffalo (Oct. 18), at Indianapolis (Oct. 31) and against San Francisco (Dec. 23).

Per the Elias Sports Bureau, a game-winning drive is defined as when a quarterback's team scores on an offensive possession to put the team ahead (whether tied or from behind) for good in the fourth quarter or overtime.

Quarterbacks with the most game-winning drives from 2019 to 2021 (regular season):

Player	GW Drives
1. Derek Carr	14
2. Ryan Tannehill	13
3. Ben Roethlisberger	11
4. Tom Brady	9
Matthew Stafford	9
Russell Wilson	9
7. Josh Allen	8
Kirk Cousins	8
Justin Herbert	8
10. (five tied)	7



BAUGH, MONTANA & TANNEHILL

During the 2019 season, Titans quarterback **Ryan Tannehill** accomplished a statistical feat only reached previously by a pair of Pro Football Hall of Fame quarterbacks.

Tannehill's season statistics included a 70.3 completion percentage and an average of 9.6 yards per passing attempt.

In the history of the NFL, only two previous qualifying passers have enjoyed a season in which they completed at least 70.0 percent of their passes and averaged at least 9.0 yards per attempt: **Sammy Baugh** and **Joe Montana**.

Montana led the San Francisco 49ers to a Super Bowl XXIV title and won the NFL MVP award following a 1989 season in which he completed 70.2 percent of his passes (271 of 386) and averaged 9.1 yards per attempt (3,521 yards).

Baugh directed the Washington Redskins to the NFL Championship game in 1945, while completing 70.3 percent of his passes (128 of 182) and averaging 9.2 yards per attempt (1,669 yards).

Players in NFL history (through 2019) with a completion rate of at least 70.0 percent and a passing average of at least 9.0 yards per attempt (qualifiers only):

Player	Team	Year	Comp %	Yards/Att
Ryan Tannehill	Tennessee	2019	70.3	9.6
Joe Montana	San Francisco	1989	70.2	9.1
Sammy Baugh	Washington	1945	70.3	9.2

MORE TITANS QUARTERBACKS

7 - QB MALIK WILLIS

6-1, 219, Rookie, Liberty

➤ Malik Willis was selected by the Titans in the third round (86th overall) of the 2022 NFL Draft.

➤ In 2021, he appeared in eight games with three starts as a rookie. He completed 31 of 61 passes for 276 yards with three interceptions and also rushed for 123 yards and a touchdown.

➤ He was the third quarterback drafted in 2022 after the Titans traded up four spots in the third round to select him.

➤ Willis spent three total years at Liberty, including a 2019 redshirt campaign, after transferring from Auburn. In four total seasons, he registered 38 games played with 23 starts, completing 388 of 618 passes for 5,186 yards and 48 touchdowns with 18 interceptions. He also rushed for 2,131 yards and 29 touchdowns on 366 career rushing attempts.

➤ During his two seasons as Liberty's starting signal caller, he directed the Flames to a 17-6 record in 23 starts, including two bowl victories. During those two seasons he led the FBS with 74 total passing (47) and rushing (27) touchdowns.

➤ In his final season at Liberty in 2021, Willis led the Flames to an 8-5 record and a bowl win. He completed 207 of 339 passes for 2,857 yards and 27 touchdowns to go along with 197 rushing attempts for 878 yards and 13 touchdowns.

➤ Willis was named the 2021 Bobby Bowden Trophy winner. The award is presented annually to "a college football player who epitomizes a student-athlete of faith and conducts himself as an exemplary model in the classroom, on the field, on the campus and in the community."

➤ As a junior in 2020, he started all 10 games in which he played in his first season as Liberty's quarterback after sitting out 2019 due to transfer rules. He won each of his first seven career starts and completed 170 of 265 passes for 2,260 yards, 20 touchdowns and six interceptions during the season. He added 141 rushing attempts for 944 yards and 14 touchdowns, leading all FBS quarterbacks in rushing yards and touchdowns.

➤ He is a native of Atlanta, Ga.

2022 Game Notes:

➤ **At Buffalo (9/19)**, made his NFL debut in the second half and completed one pass for six yards on four attempts. He added four rushing attempts for 16 yards. He became the first Titans rookie quarterback to appear in a game since Marcus Mariota at New England on Dec. 20, 2015.

➤ **At Houston (10/30)**, registered his first NFL start, filling in for injured starter Ryan Tannehill. He completed six of 10 passes for 55 yards with one interception, and he added 12 rushing yards on five attempts. He became the sixth rookie quarterback in Titans/Oilers history and the first since



Marcus Mariota in 2015 to win his first NFL start.

➤ **At Kansas City (11/6)**, became the 10th rookie in franchise history with at least two starts at quarterback and the first since Marcus Mariota in 2015. He completed five of 16 passes for 80 yards and also rushed for 40 yards on eight attempts. In the first quarter, he completed a 48-yard pass to Chig Okonkwo. During a touchdown drive in the second quarter, he rushed for a 17-yard gain.

➤ **At Los Angeles Chargers (12/18)**, saw action for one drive in the first and second quarters after Ryan Tannehill exited temporarily with an injury. He completed three of four passes for 20 yards and also contributed an eight-yard rushing attempt.

➤ **Against Houston (12/24)**, registered his third start of his rookie season and completed 14 of 23 passes for 99 yards with a pair of interceptions. He also rushed for 43 yards and a touchdown on seven attempts. In the third quarter, he rushed for 12 yards and a first down in the third quarter, and later on the same drive, he scored his first career touchdown on a 14-yard run.

11 - QB JOSHUA DOBBS

6-3, 216, 6th Year, Tennessee

➤ Joshua Dobbs was signed by the Titans off the practice squad of the Detroit Lions on Dec. 21, 2022.

➤ In 2021, he started each of the team's final two games of the season and completed 50 of 85 passes for 456 yards with two touchdowns and three interceptions.

➤ Dobbs entered the NFL as a fourth-round selection by the Pittsburgh Steelers in the 2017 NFL Draft.

➤ Prior to joining the Titans, he played in six career games, completing 10 of 17 passes for 45 yards and rushing for 31 yards on six carries. He has spent time with the Steelers (2017-19, 2020-21), Jacksonville Jaguars (2019), Cleveland Browns (2022) and Lions (2022).

➤ He saw action in a career-high five games as a reserve with the Steelers in 2018.

➤ A native of Alpharetta, Ga., Dobbs played four seasons at the University of Tennessee (2013-16), where he was 23-12 as a starter, including 3-0 in bowl games. He passed for 7,138 yards and 53 touchdowns and set school records for career rushing touchdowns by a quarterback (32), single-season rushing yards by a quarterback (831 in 2016) and single-season rushing touchdowns by a quarterback (12 in 2016). As a senior in 2018, he was named second-team All-SEC.

2022 Game Notes:

➤ **Against Dallas (12/29)**, registered his first career NFL start eight days after signing with the team. It was his first action in the regular season since Jan. 3, 2021 at Cleveland as a member of the Pittsburgh Steelers. He completed 20 of 39 passes for 232 yards with one touchdown and one interception and added 12 rushing yards on three attempts. In the third quarter, he threw his first career touchdown pass, finding Robert Woods for a seven-yard score. In the second quarter, he completed a career-long 39-yard pass to Racey McMath, a 33-yard pass on a screen play to Julius Chestnut and a 30-yard pass to Treyton Burks to help set up a field goal to end the first half.

➤ **At Jacksonville (1/7)**, completed 20 of 29 passes for 179 yards with one touchdown and one interception (82.4 passer rating). He also rushed for 32 yards on five attempts. He tossed a 21-yard touchdown pass to Chig Okonkwo in the second quarter to register his second career touchdown pass. In the first half, he completed 12 of 15 passes for 114 yards and a touchdown (120.6 passer rating).





TITANS RUNNING BACKS

No.	Name	Ht	Wt	Exp	College
23	Cannon, Trenton	5-11	185	5	Virginia State
36	Chestnut, Julius	5-11	228	R	Sacred Heart
25	Haskins, Hassan	6-2	228	R	Michigan
22	Henry, Derrick	6-3	247	7	Alabama
40	Hilliard, Dontrell	5-11	202	5	Tulane
33	Ward, Jonathan	6-0	202	3	Central Michigan

#22 • RB DERRICK HENRY

6-3, 247, 7th Year, Alabama
[Click for complete bio](#)



Running back **Derrick Henry** completed his seventh NFL season in 2022. He was selected by the Titans with the 45th overall pick in the second round of the 2016 NFL Draft.

From the time he entered the NFL in 2016 through 2022, Henry rushed for 8,335 yards and 78 yards on 1,750 attempts. No NFL player rushed for more yards or touchdowns than he did during that timespan.

Henry's 78 career rushing touchdowns and 81 total touchdowns (three receiving) at the conclusion of the 2022 campaign were the most in franchise history. He also finished the season third in career rushing yards behind only **Eddie George** (10,009) and **Earl Campbell** (8,574).

Henry tallied 34 100-yard rushing games from 2016 to 2022 (regular season), which ranks fourth in team annals behind Campbell (39), George (36) and **Chris Johnson** (35). Additionally, Henry has authored three career postseason performances with 100-plus rushing yards. Henry's six career 200-yard rushing games are tied with **O.J. Simpson** and **Adrian Peterson** for the most in NFL history, and his six career games with at least 200 rushing yards and at least two rushing touchdowns are the most.

Henry was named to his third Pro Bowl in 2022 after finishing the season with 1,538 yards and 13 touchdowns on 349 rushing attempts (4.4 avg.). He finished second in the NFL in rushing yards behind Las Vegas Raiders tailback **Josh Jacobs** (1,653). His yardage total was the third-best of his career and ranked sixth in franchise history. With a career-high 398 receiving yards, his 1,936 scrimmage yards ranked fifth in franchise history and was the second-best number of his career (2,141 in 2020). His nine 100-yard rushing games ranked fifth in franchise history.

In 2021, Henry's season was affected by a foot injury that caused him to be placed on injured reserve for the final nine games of the regular season. Prior to the injury, he was leading the NFL with 937 rushing yards and 10 rushing touchdowns, numbers that still ranked ninth and tied for sixth, respectively, at the conclusion of the regular season. He returned to start in the team's divisional playoff contest and rushed for 62 yards and one score.

Henry was honored in 2021 with his first career nomination for the NFL's Walter Payton Man of the Year Award.

In 2020, Henry was named the Associated Press NFL Offensive Player of the Year after an historic campaign in which he totaled 378 rushing attempts for 2,027 yards and 17 touchdowns. His rushing yardage total established a new franchise record and led the NFL. As the eighth player in NFL annals to hit the 2,000-yard mark, his 2,027 yards finished fifth on the all-time single-season rushing charts. He was recognized with his second consecutive Pro Bowl, named first-team Associated Press All-Pro, and won the FedEx Ground Player of the Year Award for the second consecutive year.

Henry was a first-time team captain in 2020. He started all 16 regular season games for the first time and became the first player since Tomlinson (2006-07) to lead the NFL in rushing yards in consecutive years. He was the first player in more than 50 years to lead the league in rushing yards, attempts and rushing touchdowns in consecutive seasons and the fifth

player ever to do so. The most recent prior to him was Cleveland's **Leroy Kelly** from 1967 to 1968.

Henry's 17 rushing touchdowns in 2020 set a career high and finished as the second-best total in franchise history behind Campbell's 19 rushing touchdowns in 1979.

In 2019, Henry was named to his first Pro Bowl and added second-team Associated Press All-Pro honors after leading the NFL in rushing. In 15 games, he totaled 1,540 yards on 303 carries (5.1 avg.), joining **Billy Cannon** (AFL, 1961), Campbell (1978-80) and Johnson (2009) as the only running backs in franchise history to lead their respective leagues in rushing. At the time, Henry's single-season total ranked fourth in franchise annals behind Johnson's 2009 total (2,006) and Campbell's 1979 (1,697) and 1980 (1,934) performances.

With 16 rushing touchdowns in 2019, Henry tied for the NFL lead (**Aaron Jones**). Adding his two receiving touchdowns, his 18 total touchdowns were third in the NFL and tied for second in franchise annals (19 by Campbell in 1979; 18 by **Bill Groman** in 1961).

Henry's performance late in the 2019 season was instrumental in the team's run to the AFC championship game. Over the final six games of the regular season plus three playoff appearances, Henry registered seven 100-yard games. During a three-game stretch (Dec. 29 at Houston, Jan. 4 at New England and Jan. 11 at Baltimore), he became the first player in NFL history to rush for at least 180 yards in three consecutive regular season and/or postseason games.

Henry authored his first career 1,000-yard season in 2018 and the 28th 1,000-yard rushing season in franchise history, totaling 1,059 yards and 12 touchdowns on 215 carries—all then-career highs.

His 2018 rushing yardage ranked second in the AFC to **Joe Mixon's** 1,168 yards, and he finished seventh in the NFL. Henry's 12 rushing touchdowns tied **James Connor** for third place in the NFL behind **Todd Gurley** (17) and **Alvin Kamara** (14).

Henry was named AFC Offensive Player of the Month for December 2018. His 625 rushing yards in the month were the most by any NFL player in any month during the season.

Against the Jacksonville Jaguars on Dec. 6, 2018, Henry recorded one of the greatest single games in franchise history in front of a national primetime television audience. He broke Johnson's single-game franchise record (228) with 238 rushing yards, including a 99-yard touchdown run—one of his four touchdowns in the contest. He joined **Tony Dorsett** as the only two players in NFL history to rush for a 99-yard score.

In 2017, Henry shared time in the Titans backfield with **DeMarco Murray**. Henry led the team with 744 rushing yards on 176 carries, and he added 11 receptions for 136 yards and a touchdown. His five rushing touchdowns tied for second on the club.

As a rookie in 2016, Henry played in 15 games with one start, splitting reps in the backfield with Murray. He carried the ball 110 times for 490 yards and five touchdowns and added 137 yards on 13 receptions. Henry became the third rookie for the franchise in the "Titans era" to score at least five touchdowns in a season, joining **Vince Young** (seven rushing touchdowns in 2006) and Johnson (nine rushing and one receiving in 2008).

The Heisman Trophy winner played three seasons (2013–2015) at the University of Alabama, where he set numerous school and SEC records while helping his team win a National Championship in 2015. He played in 39 games and totaled 602 carries for 3,591 yards and 42 rushing touchdowns and added 285 yards on 17 career receptions with three receiving scores. During Alabama's victory over Clemson in the 2016 College Football Playoff National Championship, he broke **Shaun Alexander's** record for most



career rushing yards in Alabama history.

In his final collegiate season, Henry rushed for an Alabama and Southeastern Conference record 2,219 yards, which led the nation and ranked fifth in FBS history. He recorded 100-yard rushing games 10 times and had four 200-yard games during the season. His 28 rushing touchdowns were a national best and an SEC record, snapping **Tim Tebow** and **Tre Mason's** old mark of 23. In addition to the Heisman, he also won the Doak Walker Award, Walter Camp Award and Maxwell Award, among a multitude of other honors.

Henry is a native of Yulee, Fla.

2022 Game Notes:

➤ **Against New York Giants (9/11)**, led the team with 21 carries for 82 yards, including an 18-yard run in the second quarter.

➤ **At Buffalo (9/19)**, rushed for 25 yards and a touchdown on 13 attempts. He scored his first touchdown of the season on a two-yard carry in the first quarter, which converted a fourth-and-one.

➤ **Against Las Vegas (9/25)**, led the team with 85 yards and one touchdown on 20 rushing attempts and added a team-high five receptions for 58 yards, giving him a team-best 143 scrimmage yards. His reception total was the second best of his career, and his receiving yardage total ranked third in his career. It was his 18th career game with at least 140 scrimmage yards. His reception total included a 23-yard gain on a screen pass. In the second quarter, he scored his 70th career touchdown (67th rushing touchdown) on a one-yard run, becoming the third Titans/Oilers player to reach the end zone 70 times with the franchise along with Eddie George (74) and Earl Campbell (73).

➤ **At Indianapolis (10/2)**, led the team with 114 rushing yards and a touchdown on 22 attempts for an average of 5.2 yards per carry. He added three receptions for 33 yards to give him 147 total scrimmage yards. It was his 29th career 100-yard rushing game (first of 2022), including regular season and playoffs. He recorded his second consecutive game and his 19th career game with at least 140 scrimmage yards. In the first quarter, he gained 22 yards on a screen pass on the 100th reception of his career, and two plays later, he reached the end zone on a 19-yard run. It was his third rushing touchdown of the season and his 68th career rushing touchdown. On a 12-yard run in the first quarter, he became the fourth player in franchise history to reach 7,000 career rushing yards, joining Eddie George (10,009), Earl Campbell (8,574) and Chris Johnson (7,965). He became the franchise's second player (Earl Campbell), the 16th NFL player, and the first player since Adrian Peterson in 2013 to reach 70 total touchdowns and 7,000 rushing yards within his first seven NFL seasons. Henry rushed for 99 yards in the first half, which was the sixth-highest total of his career in the first half of a game.

➤ **At Washington (10/9)**, led the team with 102 yards and a pair of touchdowns on 28 rushing attempts and added 30 yards on two catches to give him 132 scrimmage yards. He became the fourth player in franchise history to reach 30 total 100-yard rushing games in the regular season and playoffs, joining Earl Campbell (40), Eddie George (38) and Chris Johnson (35). In the first half, he totaled 83 yards and a touchdown on 18 carries. In the first quarter, he took a screen pass 24 yards to set up a touchdown on the next play. He scored on a one-yard run in the second quarter, giving him at least one rushing touchdown in four consecutive games, and he added a second one-yard touchdown in the third quarter to join Earl Campbell as the franchise's only players to reach 70 career rushing touchdowns. His second touchdown was the 73rd overall touchdown of his career, putting him in a tie with Earl Campbell (73) for second place on the franchise's all-time touchdowns list behind Eddie George (74).

➤ **Against Indianapolis (10/23)**, rushed for 128 yards on 30 carries and added three receptions for 10 yards. He logged his third consecutive 100-yard rushing game and his 31st career 100-yard rushing game, including regular season (28) and playoffs (three). In the second quarter, he recorded a 23-yard run. Late in the fourth quarter, he helped seal the victory with a pair of first downs—first on an 11-yard carry and then a 21-yarder. His 67 rushing yards in the fourth quarter made up the eighth-highest total of his career. He increased his career total to 8,310 scrimmage yards to move past Ernest Givins (8,280) for fourth place on the franchise's all-time career scrimmage yards list. It was his ninth career game with 30 or more rushing attempts, including seven such performances in the regular season and two in the playoffs.

➤ **At Houston (10/30)**, named AFC Offensive Player of the Week after rushing for 219 yards and two touchdowns on 32 carries for an average of 6.8 yards per attempt. In the third quarter, on fourth-and-goal, he reached the end zone on a one-yard run to score his 75th career touchdown (72 rushing and three receiving), breaking Eddie George's franchise touchdown mark (74). In the second quarter, he scored on a 29-yard run to tie George's



record and move ahead of Earl Campbell (73). Henry recorded the sixth 200-yard rushing performance of his career to tie O.J. Simpson and Adrian Peterson for the most in NFL history, and it was his fourth consecutive 200-yard rushing game against the Texans. His sixth career game with at least 200 rushing yards and at least two rushing touchdowns leads the NFL since 1950, ahead of LaDainian Tomlinson (three), Barry Sanders (three) and Jim Brown (three). His 12th career game with 150 or more rushing yards tied Tomlinson for the third-most in NFL history behind only Barry Sanders (25) and Jim Brown (13), and his 11th career game with 150-plus rushing yards and two or more rushing touchdowns moved him past Sanders (10) for the third-highest total in NFL history behind only Brown (13) and Tomlinson (12). Henry's 219 rushing yards gave him the fourth-highest single-game rushing yardage total in franchise history and the third-best total of his career. His fourth consecutive 100-yard rushing game tied the second-best streak of his career (five games in 2021 and four games in 2019). He accounted for 238 scrimmage yards (219 rushing and nine receiving) for the fifth-best total of his career and the 14th-highest total in franchise history. It was his fifth consecutive game with at least 130 scrimmage yards, tying his career-best streak (2021). It was his 100th combined game in the regular season (93) and playoffs (seven). In the first quarter, he rushed for a season-long 41-yard gain. He registered his fourth consecutive game against the Texans with at least two touchdowns, tying for the most consecutive multi-touchdown performances by any player against a single opponent in NFL history. In addition to becoming the first Titans/Oilers player to score 75 touchdowns, Henry cracked the NFL's top 10 for the fewest career games needed to reach 75 touchdowns since the 1970 NFL-AFL merger. Henry did so in his 93rd career game, surpassing wide receiver Randy Moss (94 games needed) for 10th place on the list.

➤ Named AFC Offensive Player of the Month for October after rushing for 563 yards (140.8 per game) with five touchdowns in four games during the month. He added nine receptions for 82 yards. It was the third Offensive Player of the Month award for Henry (December 2018 and October 2020), the most in franchise history. He became the first running back since Todd Gurley to win the award three times.

➤ **At Kansas City (11/6)**, rushed for 115 yards and two touchdowns on 17 attempts for an average of 6.8 yards per carry. He scored his 73rd career rushing touchdown on a four-yard carry in the second quarter and his 74th career rushing touchdown on a one-yard run in the second quarter. In doing so, he passed Earl Campbell (73) for the most rushing touchdowns in franchise history. Henry produced his 17th career game in the regular season with at least 100 rushing yards and two rushing touchdowns, tying Adrian Peterson, Barry Sanders and Eric Dickerson for the fifth-most such performances during the Super Bowl era (1966-present)—only LaDainian Tomlinson (25), Emmitt Smith (21), Shaun Alexander (19) and Walter Payton (18) accomplished the feat more times than Henry in that span. It was Henry's 20th career game with two or more rushing touchdowns. Henry reached the 1,000-yard scrimmage mark (1,010) for the fifth consecutive season, joining Eddie George (eight consecutive seasons) and Chris Johnson (six) as the organization's only players to do so. He hit the 100-yard rushing mark on the final play of the third quarter to tally his fifth consecutive 100-yard rushing game, which tied for the best streak of his career (five games in 2021). His totals at Kansas City included 24-yard and 56-yard runs during separate touchdown drives in the second quarter. The latter gave him 12 career rushing attempts of 50 yards or more.

➤ **Against Denver (11/13)**, led the team with 53 rushing yards on 19 carries and added two receptions for 14 yards. He reached 1,000 career receiving yards, joining Eddie George and Chris Johnson as the franchise's only players with 7,000 rushing yards and 1,000 receiving yards with the

organization.

➤ **At Green Bay (11/17)**, led the team with 87 rushing yards and a touchdown on 28 carries. He also had two receptions for 45 yards to give him 132 scrimmage yards. Additionally, he completed two passes for four yards, including a three-yard touchdown pass. He became the first player since Walter Payton on Sept. 18, 1983 to have at least 20 rushing attempts, two completed passes, one rushing touchdown and one passing touchdown in the same game. He scored on a four-yard run in the second quarter to join LaDainian Tomlinson (nine), Adrian Peterson (seven), Shaun Alexander (five) and Michael Turner (five) as the only players in NFL history to rush for at least 10 touchdowns in five consecutive seasons. He turned a screen pass into a 42-yard gain in the third quarter, and two plays later, he completed a three-yard touchdown pass to tight end Austin Hooper. It was the second touchdown pass of his career (first of 2022) in addition to one postseason touchdown pass. He joined Christian McCaffrey as the NFL's only active running backs with at least two career touchdown passes, and Henry joined Woody Campbell as only running backs in franchise history with multiple touchdown passes. Henry also completed a one-yard pass to Treyton Burks in the second quarter. He went over the 1,000-yard rushing mark for the season to join Eddie George (seven seasons), Chris Johnson (six) and Earl Campbell (five) as the franchise's only players with at least four 1,000-yard rushing seasons.

➤ **Against Cincinnati (11/27)**, had a team-high 38 rushing yards on 17 attempts and established a new career high with 79 receiving yards on three catches. He was credited with 69 yards on a screen pass in the second quarter, and the play resulted in a touchdown. After losing control of the football at the six-yard line, teammate Treyton Burks recovered the fumble in the end zone for the score. The reception was the second-longest of Henry's career. He established career highs for receptions and receiving yards in a season, surpassing his previous highs of 19 catches in 2020 and 206 receiving yards in 2019.

➤ **At Philadelphia (12/4)**, rushed for 30 yards on 11 carries and added two receptions for eight yards. He joined Eddie George (12,153), Chris Johnson (9,968) and Earl Campbell (9,292) as the franchise's only players to reach 9,000 scrimmage yards with the franchise.

➤ **Against Jacksonville (12/11)**, rushed for 121 yards and one touchdown on 17 attempts (7.1 avg.) and added 34 yards on three receptions. He passed Chris Johnson (7,965) for third place on the franchise's all-time career rushing list. In the first quarter, he found the end zone on a three-yard run and rushed for a 50-yard gain to help set up another touchdown. It gave him 13 career rushing attempts of 50 yards or more. His 96 rushing yards in the first quarter set a career high for rushing yards in the opening quarter (63 at Houston, Oct. 30, 2022). On a 21-yard run in the second quarter, he went over the 100-yard mark. His 119 rushing yards in the first half gave him seven career games to hit the 100-yard rushing mark within the first two quarters. His 155 scrimmage yards increased his season total to 1,519 scrimmage yards, as he joined Eddie George (four seasons) and Earl Campbell (four) as the franchise's only players to reach 1,500 scrimmage yards in three different seasons, having already done so in 2019 and 2020.

➤ **At Los Angeles Chargers (12/18)**, played in his 100th career regular-season game and rushed for 104 yards and one touchdown on 21 attempts (5.0 avg.). He also tied for the team lead with four receptions and led the squad with 59 receiving yards. It was his third career game in which he totaled at least 100 rushing yards and 50 receiving yards, and it was his 18th career game with at least 150 scrimmage yards (163). He became the seventh player in NFL history to record 8,000 rushing yards (8,100) and 75 rushing touchdowns (77) within his first 100 NFL games, joining Eric Dickerson, Jim Brown, Emmitt Smith, Shaun Alexander, LaDainian Tomlinson and Adrian Peterson. He reached 1,200 rushing yards and 12 rushing touchdowns in the same season for the third time in his career, becoming the 14th player in NFL history to record three such seasons and the first to do so since Marshawn Lynch (2011, 2013, 2014). He tallied his 35th total 100-yard rushing game, including 32 games in the regular season and three games in the playoffs. Finished the game with 9,325 scrimmage yards, surpassing Earl Campbell (9,292) for the third-most scrimmage yards in franchise history behind Eddie George (12,153) and Chris Johnson (9,968). He took a pass 37 yards in the second quarter, and four plays later, he rushed for a four-yard touchdown. He accounted for all 63 of the offense's yards on the drive.

➤ **Against Houston (12/24)**, rushed for 126 yards and one touchdown on 23 carries (5.5 avg.), logging his third consecutive 100-yard rushing game and his eighth such effort of 2022, marking the seventh time in franchise history that a player had at least eight 100-yard rushing performances in a season. He reached the 100-yard rushing mark for the sixth time in his career against the Texans. In the first quarter, he rushed for a 48-yard touchdown

for his 12th career rushing touchdown of at least 45 yards, putting him in a tie with former Titans running back Chris Johnson (12) for third-most in the NFL since the 1970 NFL-AFL merger (18 by Adrian Peterson and Barry Sanders). He had 11 carries for 83 yards and a touchdown in the first half.

➤ **Against Dallas (12/29)**, he was inactive.

➤ **At Jacksonville (1/7)**, led the team with 109 yards on 30 rushing attempts and added 19 yards on one reception. He finished with a game-high 128 scrimmage yards. On his final rushing attempt of the first half, he reached the 1,500-yard rushing mark for the season. It was the seventh 1,500-yard rushing season in franchise history and the third by Henry (2019 and 2020). Henry logged his fourth consecutive 100-yard rushing game and his ninth such effort of 2022. It marked the fifth time in franchise history that a player had at least eight 100-yard rushing performances in a season. He previously accomplished the feat in 2020 with 10 total 100-yard games. In increasing his career total to 1,750 rushing attempts, he passed Chris Johnson (1,742) for the third-highest number in franchise history.

Henry's Career Regular Season Statistics:

Year	GP	GS	Att	Yds	Avg	Lg	TD	Rec	Yds	Avg	Lg	TD
2016	15	2	110	490	4.5	22	5	13	137	10.5	29	0
2017	16	2	176	744	4.2	75t	5	11	136	12.4	66t	1
2018	16	12	215	1,059	4.9	99t	12	15	99	6.6	21	0
2019	15	15	303	1,540	5.1	74t	16	18	206	11.4	75t	2
2020	16	16	378	2,027	5.4	94t	17	19	114	6.0	53	0
2021	8	8	219	937	4.3	76t	10	18	154	8.6	16	0
2022	16	16	349	1,538	4.4	56	13	33	398	12.1	69	0
Totals	102	71	1,750	8,335	4.8	99t	78	127	1,244	9.8	75t	3

Henry's Career Postseason Statistics:

Year	GP	GS	Att	Yds	Avg	Lg	TD	Rec	Yds	Avg	Lg	TD
2017	2	2	35	184	5.3	35t	1	5	56	11.2	29	0
2019	3	3	83	446	5.4	66	2	5	21	4.2	22	0
2020	1	1	18	40	2.2	8	0	3	11	3.7	7	0
2021	1	1	20	62	3.1	9	1	0	0	-	-	0
Totals	7	7	156	732	4.7	66	4	13	88	6.8	29	0

Henry's Regular Season Single-Game Highs:

- Rushing Attempts** - 35 at Seattle (9/19/21)
- Rushing Yards** - 250 at Houston (1/3/21)
- Long Rush** - 99t vs. Jacksonville (12/6/18)
- Rushing Touchdowns** - 4 vs. Jacksonville (12/6/18)
- Receptions** - 6 at Seattle (9/19/21)
- Receiving Yards** - 79 vs. Cincinnati (11/27/22)
- Long Reception** - 75t at Cleveland (9/8/19)
- Receiving Touchdowns** - 1 (Three times, last at Carolina, 11/3/19)

Henry's Playoff Single-Game Highs:

- Rushing Attempts** - 34 at New England (1/4/20)
- Rushing Yards** - 195 at Baltimore (1/11/20)
- Long Rush** - 66 at Baltimore (1/11/20)
- Rushing Touchdowns** - 1 (Four times, last vs. Cincinnati, 1/22/22)
- Receptions** - 3 (Twice, last vs. Baltimore, 1/10/21)
- Receiving Yards** - 35 at Kansas City (1/6/18)
- Long Reception** - 29 at Kansas City (1/6/18)
- Receiving Touchdowns** - (none)

2022 RUSHING LEADERS

Titans running back **Derrick Henry** ranked second in the NFL in rushing in 2022 with 1,538 yards. He trailed only Raiders running back **Josh Jacobs** (1,653).

NFL rushing yardage leaders in 2022:

Player	Team	Rushing Yards
1. Josh Jacobs	Las Vegas Raiders	1,653
2. Derrick Henry	Tennessee Titans	1,538
3. Nick Chubb	Cleveland Browns	1,525
4. Saquon Barkley	New York Giants	1,312
5. Miles Sanders	Philadelphia Eagles	1,269
6. Dalvin Cook	Minnesota Vikings	1,173
7. Justin Fields	Chicago Bears	1,143
8. Christian McCaffrey	San Francisco 49ers	1,139
9. Travis Etienne	Jacksonville Jaguars	1,125
10. Aaron Jones	Green Bay Packers	1,121

2022 RECAP

DRAFT

TEAM NOTES

PLAYER NOTES

STATISTICS

ROSTERS

FRANCHISE ALL-TIME LEADERS

On Dec. 11, 2022, Titans running back **Derrick Henry** passed **Chris Johnson** (7,965 career rushing yards) for third place on the franchise's all-time rushing list. Henry trails only **Eddie George** (10,009) and **Earl Campbell** (8,574) on the list.

Franchise all-time rushing leaders:

Player	Seasons	Rushing Yards
1. Eddie George	1996–2003	10,009
2. Earl Campbell	1978–1984	8,574
3. Derrick Henry	2016–2022	8,335
4. Chris Johnson	2008–2013	7,965
5. Lorenzo White	1988–1994	4,079
6. Hoyle Granger	1966–1970, 1972	3,514
7. Steve McNair (QB)	1995–2005	3,439
8. Mike Rozier	1985–1990	3,426
9. Charles Tolar	1960–1966	3,277
10. Ronnie Coleman	1974–1981	2,769

On Nov. 6, 2022, Henry moved into first place in franchise history for career rushing touchdowns. With his 74th rushing touchdown, he passed Campbell (73 career rushing touchdowns) for the franchise lead.

Most career rushing touchdowns in franchise history:

Player	Seasons	Rushing TDs
1. Derrick Henry	2016–2022	78
2. Earl Campbell	1978–1984	73
3. Eddie George	1996–2003	64
4. Chris Johnson	2008–2013	50
5. Steve McNair	1995–2005	36
6. Lorenzo White	1988–1994	29
7. Mike Rozier	1985–1990	27
8. LenDale White	2006–2009	24
9. (three tied)		21

On Oct. 30, 2022, Henry scored two touchdowns at Houston to establish the franchise's all-time career touchdown record. His 75th career touchdown broke George's mark of 74 (64 rushing, 10 receiving), followed Campbell (73 rushing) with 73.

Most total touchdowns in franchise history:

Player	Seasons	Rush TDs	Rec TDs	Ret TDs	Total TDs
1. Derrick Henry	2016–2022	78	3	0	81
2. Eddie George	1996–2003	64	10	0	74
3. Earl Campbell	1978–1984	73	0	0	73
4. Chris Johnson	2008–2013	50	8	0	58
5. Charlie Hennigan	1960–1966	0	51	0	51
6. Ken Burrough	1971–1981	1	47	0	48
Ernest Givins	1986–1994	1	46	1	48
8. Drew Hill	1985–1991	0	47	0	47
Haywood Jeffires	1987–1995	0	47	0	47
10. Derrick Mason	1997–2004	0	37	3	40

On Dec. 18, 2022, Henry surpassed Campbell (9,292 scrimmage yards) for third place on the franchise's all-time scrimmage yards list. Only George (12,153) and Johnson (9,968) have more than Henry.

Most career scrimmage yards in franchise history:

Player	Seasons	Rushing Yards	Receiving Yards	Scrimmage Yards
1. Eddie George	1996–2003	10,009	2,144	12,153
2. Chris Johnson	2008–2013	7,965	2,003	9,968
3. Derrick Henry	2016–2022	8,335	1,244	9,579
4. Earl Campbell	1978–1984	8,574	718	9,292
5. Ernest Givins	1986–1994	345	7,935	8,280
6. Drew Hill	1985–1991	1	7,477	7,478
7. Ken Burrough	1971–1981	59	6,906	6,965
8. Charlie Hennigan	1960–1966	0	6,823	6,823
9. Haywood Jeffires	1987–1995	0	6,119	6,119
10. Derrick Mason	1997–2004	2	6,114	6,116

NFL LEADERS SINCE HENRY'S ROOKIE YEAR

Since he entered the NFL as a second-round draft pick in 2016, **Derrick Henry** leads the NFL in rushing yards. Henry has accomplished the feat despite not being the Titans' regular starter until 2018.

NFL rushing yards leaders since 2016:

Player	Rushing Yards
1. Derrick Henry	8,335
2. Ezekiel Elliott	8,262
3. Nick Chubb	6,341
4. Dalvin Cook	5,993
5. Melvin Gordon	5,821
6. Joe Mixon	5,378
7. Aaron Jones	5,284
8. Alvin Kamara	5,135
9. Todd Gurley	4,976
10. Mark Ingram	4,916

Henry leads the NFL in rushing touchdowns since entering the league. From 2016 to 2022, his 78 rushing touchdowns were 10 more than the next-closest rusher on the list, **Ezekiel Elliott** (68).

NFL rushing touchdown leaders since 2016:

Player	Rushing TDs
1. Derrick Henry	78
2. Ezekiel Elliott	68
3. Todd Gurley	57
4. Melvin Gordon	55
5. Alvin Kamara	49
6. Nick Chubb	48
7. Dalvin Cook	47
Latavius Murray	47
9. James Conner	44
10. Aaron Jones	43

1,000 SCRIMMAGE YARDS/10 RUSHING TDs

In 2022, Titans running back **Derrick Henry** became the organization's third player to reach the 1,000-yard scrimmage mark in five consecutive seasons, joining **Eddie George** (eight consecutive seasons) and **Chris Johnson** (six). Henry's 2022 statistics included 1,538 rushing yards and 398 receiving yards for a total of 1,936 scrimmage yards.

With 13 rushing touchdowns in 2022, Henry recorded his fifth consecutive campaign with at least 10 rushing touchdowns. In NFL history, only Henry, **LaDainian Tomlinson** (nine consecutive seasons), **Adrian Peterson** (seven), **Shaun Alexander** (five) and **Michael Turner** (five) have done so.

Furthermore, Henry joined Tomlinson (eight), Peterson (seven) and Alexander (five) as the NFL's only players to reach both the 1,000-yard scrimmage mark and 10 rushing touchdowns in five consecutive seasons.

Players who have accumulated at least 1,000 scrimmage yards and 10 rushing touchdowns for five consecutive seasons:

Player	Team	Seasons	Total
1. LaDainian Tomlinson	San Diego Chargers	2001–2008	8
2. Adrian Peterson	Minnesota Vikings	2007–2013	7
3. Derrick Henry	Tennessee Titans	2018–2022	5
Shaun Alexander	Seattle Seahawks	2001–2005	5

1,000 RUSH YARDS/12 TOUCHDOWNS

From 2018 to 2022, **Derrick Henry** reached the 1,000-yard and 12-touchdown rushing marks in four out of five seasons, including rushing for 1,538 yards and 13 scores in 2022. He became the eighth player in NFL history to tally four or more seasons in which he rushed for at least 1,000 rushing yards and 12 touchdowns. He joined **Emmitt Smith** (six), **LaDainian Tomlinson** (six), **Shaun Alexander** (five), **Adrian Peterson** (four), **Eric Dickerson** (four), **Earl Campbell** (four) and **Jim Brown** (four).

Most seasons in NFL history with 1,000 rushing yards and 12 rushing touchdowns:

Player	Seasons
1. LaDainian Tomlinson	6
Emmitt Smith	6
3. Shaun Alexander	5
4. Derrick Henry	4
Adrian Peterson	4
Eric Dickerson	4
Earl Campbell	4
Jim Brown	4

From 2018 to 2020, Henry accomplished the feat in three consecutive seasons. He became the first NFL player since Tomlinson (2002-07) and the ninth player in NFL history to record at least three consecutive seasons in which he rushed for at least 1,000 yards and 12 touchdowns. His streak was broken in 2021 with 937 yards and 10 rushing touchdowns when he was placed on injured reserve after eight games.

Players in NFL history with 1,000 rushing yards and 12 rushing touchdowns in three consecutive seasons:

Player	Team	Seasons	Total
Derrick Henry	Tennessee	2018–2020	3
LaDainian Tomlinson	San Diego	2002–2007	6
Rudi Johnson	Cincinnati	2004–2006	3
Shaun Alexander	Seattle	2001–2005	5
Terrell Davis	Denver	1996–1998	3
Emmitt Smith	Dallas	1994–1996	3
Barry Sanders	Detroit	1989–1991	3
Eric Dickerson	L.A. Rams	1983–1985	3
Earl Campbell	Houston	1978–1980	3

RUSHING TDs IN FIRST 7 SEASONS

Derrick Henry's 13 rushing touchdowns in 2022 gave him 78 total rushing touchdowns in the first seven seasons of his career. In NFL history, only six players reached the end zone more times in their first seven seasons than Henry: **LaDainian Tomlinson** (115), **Emmitt Smith** (108), **Shaun Alexander** (96), **Adrian Peterson** (86), **Jim Brown** (82) and **Eric Dickerson** (82).

Most rushing touchdowns in a player's first seven NFL seasons:

Player	Team(s)	Rushing Touchdowns
1. LaDainian Tomlinson	San Diego Chargers	115
2. Emmitt Smith	Dallas Cowboys	108
3. Shaun Alexander	Seattle Seahawks	96
4. Adrian Peterson	Minnesota Vikings	86
5. Jim Brown	Cleveland Browns	82
Eric Dickerson	Indianapolis Colts/L.A. Rams	82
7. Derrick Henry	Tennessee Titans	78
8. Earl Campbell	Houston Oilers/New Orleans Saints	73
Barry Sanders	Detroit Lions	73
Jim Taylor	Green Bay Packers	73

HENRY'S CAREER 100-YARD RUSHING GAMES

Date	Opp	W/L	No.	Yds.	Avg.	Lg	TD
1/3/21	at Houston	W	34	250	7.4	52t	2
12/6/18	Jacksonville	W	17	238	14.0	99t	4
10/30/22	at Houston	W	32	219	6.8	41	2
12/13/20	at Jacksonville	W	26	215	8.3	47	2
10/18/20	Houston	W	22	212	9.6	94t	2
12/29/19	at Houston	W	32	211	6.6	53t	3
1/11/20	at Baltimore*	W	30	195	6.5	66	0
11/10/19	Kansas City	W	23	188	8.2	68t	2
9/19/21	at Seattle	W	35	182	5.2	60t	3
1/4/20	at New England*	W	34	182	5.4	29	1
11/29/20	at Indianapolis	W	27	178	6.6	31	3
12/16/18	at N.Y. Giants	W	33	170	5.2	22	2
11/24/19	Jacksonville	W	19	159	8.4	74t	2
10/3/21	at N.Y. Jets	L	33	157	4.8	22	1
1/6/18	at Kansas City*	W	23	156	6.8	35t	1
12/1/19	at Indianapolis	W	26	149	5.7	34	1
12/20/20	Detroit	W	24	147	6.1	33	1
10/18/21	Buffalo	W	20	143	7.2	76t	3
11/22/20	at Baltimore	W	28	133	4.8	29t	1
10/16/17	Indianapolis	W	19	131	6.9	72t	1
10/10/21	at Jacksonville	W	29	130	4.5	15	3
10/23/22	Indianapolis	W	30	128	4.3	23	0
12/24/22	Houston	L	23	126	5.5	48t	1
12/11/22	Jacksonville	L	17	121	7.1	50	1
9/27/20	at Minnesota	W	26	119	4.6	16	2
9/14/20	at Denver	W	31	116	3.7	13	0
11/6/22	at Kansas City	L	17	115	6.8	56	2
10/2/22	at Indianapolis	W	22	114	5.2	19t	1
9/26/21	Indianapolis	W	28	113	4.0	19	0
11/1/20	at Cincinnati	L	18	112	6.2	21	1
1/7/23	at Jacksonville	L	30	109	3.6	14	0
12/3/17	Houston	W	11	109	9.9	75t	1
12/18/22	at L.A. Chargers	L	21	104	5.0	13	1
11/12/20	Indianapolis	L	19	103	5.4	20	0
12/8/19	at Oakland	W	18	103	5.7	24	2
10/9/22	at Washington	W	28	102	3.6	15	2
9/29/19	at Atlanta	W	27	100	3.7	16	0

* Playoffs



65+ YARD SCRIMMAGE TOUCHDOWNS

Since the beginning of the 2017 campaign, **Derrick Henry** has scored nine total touchdowns—seven rushing and two receiving—that went for 65 yards or more. He leads the NFL in that time period.

Most scrimmage touchdowns of 65-plus yards, 2017-22:

Player	65+ Yard Scrimmage Touchdowns
1. Derrick Henry	9
2. Tyreek Hill	7
3. Robbie Anderson	5
A.J. Brown	5
5. Saquon Barkley	4
Ja'Marr Chase	4
Kenyan Drake	4
Cooper Kupp	4
JuJu Smith-Schuster	4
Marquez Valdes-Scantling	4
Jonathan Taylor	4

Derrick Henry's career scrimmage touchdowns of 65-plus yards:

Date	Opponent	Rush/Rec	Yards
Dec. 6, 2018	Jacksonville	Rushing	99
Oct. 18, 2020	Houston	Rushing	94
Oct. 18, 2021	Buffalo	Rushing	76
Sept. 9, 2019	at Cleveland	Receiving	75
Dec. 3, 2017	Houston	Rushing	75
Nov. 24, 2019	Jacksonville	Rushing	74
Oct. 16, 2017	Indianapolis	Rushing	72
Nov. 10, 2019	Kansas City	Rushing	68
Dec. 31, 2017	Jacksonville	Receiving	66

RUSHING TDS OF 50+ YARDS

Since he entered the NFL as a second-round draft pick in 2016, **Derrick Henry** has had a league-high 11 touchdown runs of at least 50 yards.

Chris Johnson (11) and **DeMarco Murray** (two) are the only other Tennessee players in the "Titans era" (1999–present) with more than one total rushing touchdown of at least 50 yards.

Most rushing touchdowns of 50 yards or more from 2016–2022:

Player	Rushing TDs
1. Derrick Henry	11
2. Saquon Barkley	6
3. Nick Chubb	5
4. Kenyan Drake	4
Jonathan Taylor	4
Dalvin Cook	4
7. Isaiah Crowell	3
Justin Fields	3
Aaron Jones	3
Christian McCaffrey	3
Tony Pollard	3
Miles Sanders	3



RUSHING YARDS SINCE WEEK 14 OF 2018

Since Dec. 6, 2018, when **Derrick Henry** set a then-franchise record with 238 rushing yards in a game against Jacksonville, he has been the NFL's rushing leader. He has nearly 1,000 more yards than any other player since that time.

NFL rushing yards leaders since Week 14 of 2018:

Player	Rushing Yards
1. Derrick Henry	6,627
2. Nick Chubb	5,647
3. Dalvin Cook	5,327
4. Josh Jacobs	4,740
5. Ezekiel Elliott	4,499
6. Aaron Jones	4,194
7. Lamar Jackson	4,033
8. Joe Mixon	3,997
9. Jonathan Taylor	3,841
10. Miles Sanders	3,708

RUSHING IN THE FOURTH QUARTER

Since 2017, running back **Derrick Henry** has accumulated more rushing yards in the fourth quarter than any other NFL running back, including a league-high 523 fourth-quarter rushing yards in 2020.

Most fourth-quarter rushing yards from 2017–2022:

Player	Att	Yards	Avg	TD
1. Derrick Henry	420	2,104	5.01	16
2. Nick Chubb	301	1,832	6.09	17
3. Kareem Hunt	303	1,369	4.52	13
4. Ezekiel Elliott	330	1,366	4.14	14
5. Dalvin Cook	273	1,227	4.49	11
6. Melvin Gordon	262	1,183	4.52	9
7. Joe Mixon	300	1,166	3.89	12
8. Alvin Kamara	289	1,159	4.01	12
Kenyan Drake	243	1,159	4.77	11
10. Aaron Jones	216	1,084	5.02	7

ACTIVE RUSHING AVERAGE LEADERS BY RBS

Among active NFL running backs, **Derrick Henry** ranks among the career leaders in rushing average (min. 750 career rushing attempts).

Best career rushing average among all active NFL running backs (minimum 750 career attempts):

Player	Rushing Average
1. Nick Chubb	5.24
2. Aaron Jones	5.11
3. Jonathan Taylor	5.08
4. Derrick Henry	4.76
5. Dalvin Cook	4.67
6. Christian McCaffrey	4.61
7. Austin Ekeler	4.60
8. Alvin Kamara	4.52
9. Kareem Hunt	4.50
10. Mark Ingram	4.46

FRANCHISE SINGLE-SEASON RUSHING

Derrick Henry recorded the top rushing season in franchise history with 2,027 rushing yards in 2020. He now owns three of the top six rushing seasons in franchise annals.

In 2019, Henry led the NFL with 1,540 yards, which is the fifth-best total for a single Titans/Oilers season. His 2022 total of 1,538 yards ranks sixth.

Most rushing yards in a season, franchise history:

Player	Season	Att	Yds	Avg	Long	TD
1. Derrick Henry	2020	378	2,027	5.4	94t	17
2. Chris Johnson	2009	358	2,006	5.6	91	14
3. Earl Campbell	1980	373	1,934	5.2	55	13
4. Earl Campbell	1979	368	1,697	4.6	61	19
5. Derrick Henry	2019	303	1,540	5.1	74	16
6. Derrick Henry	2022	349	1,538	4.4	56	13
7. Eddie George	2000	403	1,509	3.7	35	14
8. Earl Campbell	1978	302	1,450	4.8	81	13
9. Eddie George	1997	357	1,399	3.9	30	6
10. Earl Campbell	1981	361	1,376	3.8	43	10

FRANCHISE SINGLE-SEASON RUSHING TDs

Derrick Henry's 17 rushing touchdowns in 2020 gave him the second-highest single-season total in team history. Only **Earl Campbell**—with 19 rushing touchdowns in 1979—had more.

Most rushing touchdowns in a season, franchise history:

Player	Season	Rushing TDs
1. Earl Campbell	1979	19
2. Derrick Henry	2020	17
3. Derrick Henry	2019	16
4. LenDale White	2008	15
5. Eddie George	2000	14
Chris Johnson	2009	14
7. Derrick Henry	2022	13
Earl Campbell	1978	13
Earl Campbell	1980	13
10. Derrick Henry	2018	12
Earl Campbell	1983	12
Eddie George	2002	12

SINGLE-SEASON SCRIMMAGE YARDS

Derrick Henry owns three of the top 10 seasons in franchise history in scrimmage yards production. His 2020 campaign in which he totaled 2,141 scrimmage yards ranks second for the franchise behind only **Chris Johnson's** NFL record-setting 2,509 yards in 2009. Henry's 1,936 scrimmage yards in 2022, including 1,538 rushing and 398 receiving yards, ranks fifth for the organization.

Most scrimmage yards in a season, franchise history:

Player	Season	Rushing Yards	Receiving Yards	Scrimmage Yards
1. Chris Johnson	2009	2,006	503	2,509
2. Derrick Henry	2020	2,027	114	2,141
3. Earl Campbell	1980	1,934	47	1,981
4. Eddie George	2000	1,509	453	1,962
5. Derrick Henry	2022	1,538	398	1,936
6. Lorenzo White	1992	1,226	641	1,867
7. Earl Campbell	1979	1,697	94	1,791
8. Eddie George	1999	1,304	458	1,762
9. Derrick Henry	2019	1,540	206	1,746
Charley Hennigan	1961	0	1,746	1,746



SINGLE-GAME FRANCHISE RUSHING

On Jan. 3, 2021, **Derrick Henry** rushed for 250 yards to break his own franchise single-game record. He now owns six of the top nine single-game rushing totals in team annals.

Most rushing yards in a game, franchise history:

Player	Date	Opponent	Rushing Yards
1. Derrick Henry	1/3/21	at Houston	250
2. Derrick Henry	12/6/18	Jacksonville	238
3. Chris Johnson	11/1/09	Jacksonville	228
4. Derrick Henry	10/30/22	at Houston	219
5. Eddie George	8/31/97	Oakland	216
Billy Cannon	12/10/61	at New York	216
7. Derrick Henry	12/13/20	at Jacksonville	215
8. Derrick Henry	10/18/20	Houston	212
9. Derrick Henry	12/29/19	at Houston	211
10. Earl Campbell	11/16/80	at Chicago	203
Earl Campbell	10/19/80	Tampa Bay	203

2021 NFL RUSHING LEADERS

Despite having not played from Week 9 to Week 18 due to injury, Titans running back **Derrick Henry** ranked ninth in the NFL in rushing in 2021 after taking the league's rushing crown for the 2019 and 2020 seasons.

Henry also tied for sixth place in the NFL in 2021 with 10 rushing touchdowns.

NFL rushing leaders in 2021:

Player	Team	Games	Rushing Yards
1. Jonathan Taylor	Indianapolis Colts	17	1,811
2. Nick Chubb	Cleveland Browns	14	1,259
3. Joe Mixon	Cincinnati Bengals	16	1,205
4. Najee Harris	Pittsburgh Steelers	17	1,200
5. Dalvin Cook	Minnesota Vikings	13	1,159
6. Antonio Gibson	Washington Football Team	16	1,037
7. Ezekiel Elliott	Dallas Cowboys	17	1,002
8. Elijah Mitchell	San Francisco 49ers	11	963
9. Derrick Henry	Tennessee Titans	8	937
10. Damien Harris	New England Patriots	15	929

2020 NFL RUSHING LEADERS

Titans running back **Derrick Henry** won the NFL's 2020 rushing title with 2,027 yards in 2020, outdistancing the next-closest competitor by 470 yards (1,557 by **Dalvin Cook**).

Henry became the first player to lead the NFL in rushing in consecutive seasons since **LaDainian Tomlinson** in 2006 and 2007. Since the 1970 AFL-NFL merger, Henry is the eighth different player to lead the league in rushing in back-to-back seasons. The list includes Tomlinson, **O.J. Simpson** (1972-73, 1975-76), **Earl Campbell** (1978-80), **Eric Dickerson** (1983-84), **Emmitt Smith** (1991-93), **Barry Sanders** (1996-97) and **Edgerrin James** (1999-2000).

NFL rushing yardage leaders in 2020:

Player	Team	Rushing Yards
1. Derrick Henry	Tennessee Titans	2,027
2. Dalvin Cook	Minnesota Vikings	1,557
3. Jonathan Taylor	Indianapolis Colts	1,169
4. Aaron Jones	Green Bay Packers	1,104
5. James Robinson	Jacksonville Jaguars	1,070
David Montgomery	Chicago Bears	1,070
7. Nick Chubb	Cleveland Browns	1,067
8. Josh Jacobs	Las Vegas Raiders	1,065
9. Lamar Jackson	Baltimore Ravens	1,005
10. Melvin Gordon	Denver Broncos	986

Henry also led the NFL with 17 rushing touchdowns in 2020. The total was tied for the second most in the NFL in a 10-year span (2011-20). In that time, only **LeGarrette Blount** (18 in 2016) had more than Henry, **Todd Gurley** (17 in 2018) and **LeSean McCoy** (17 in 2011).

NFL rushing touchdown leaders in 2020:

Player	Team	Rushing TDs
1. Derrick Henry	Tennessee Titans	17
2. Alvin Kamara	New Orleans Saints	16
Dalvin Cook	Minnesota Vikings	16
4. Josh Jacobs	Las Vegas Raiders	12
Cam Newton	New England Patriots	12
Nick Chubb	Cleveland Browns	12
7. Jonathan Taylor	Indianapolis Colts	11
Antonio Gibson	Washington Football Team	11
Kyler Murray	Arizona Cardinals	11
10. Kenyan Drake	Arizona Cardinals	10

THE 2,000-YARD CLUB

Derrick Henry was the eighth player in NFL history to reach the 2,000-yard rushing mark in a season. His 2,027 yards rank fifth all-time.

All-time NFL single-season rushing leaders:

Player	Team	Season	Rushing Yards
1. Eric Dickerson	Los Angeles Rams	1984	2,105
2. Adrian Peterson	Minnesota Vikings	2012	2,097
3. Jamal Lewis	Baltimore Ravens	2003	2,066
4. Barry Sanders	Detroit Lions	1997	2,053
5. Derrick Henry	Tennessee Titans	2020	2,027
6. Terrell Davis	Denver Broncos	1998	2,008
7. Chris Johnson	Tennessee Titans	2009	2,006
8. O.J. Simpson	Buffalo Bills	1973	2,003



DERRICK HENRY IN 2020

- Led the NFL and set a franchise record with 2,027 rushing yards in 2020, becoming the eighth player in league annals to rush for at least 2,000 yards in a season. His 2,027 rushing yards gave him the fifth-highest total in NFL history behind **Eric Dickerson's** 2,105 (1984), **Adrian Peterson's** 2,097 (2012), **Jamal Lewis'** 2,066 (2003) and **Barry Sanders'** 2,053 (1997). Henry broke **Chris Johnson's** franchise mark of 2,006 rushing yards in 2009.
- Named the Associated Press NFL Offensive Player of the Year and was named to his second consecutive Pro Bowl. He won his second consecutive FedEx Ground Player of the Year Award and added first-team AP All-Pro honors. Additionally, he earned first-team All-Pro honors from Pro Football Focus, Pro Football Writers of America and Sporting News and was the 101 Awards AFC Offensive Player of the Year.
- Became the first player since **LaDainian Tomlinson** (2006-07) to lead the NFL in rushing yards in consecutive seasons. Henry previously led the league in 2019 with 1,540 rushing yards.
- Became the fifth all-time NFL player to lead the NFL in rushing yards, attempts and rushing touchdowns in consecutive seasons. It is a feat that had not been attained since Cleveland's **Leroy Kelly** did it from 1967 to 1968. The only other players to achieve it are **Jim Brown** (1958-59), **Steve Van Buren** (1947-49) and **Bill Paschal** (1943-44).
- Established a single-game franchise record with 250 rushing yards on Jan. 3 at Houston. He broke his own club record of 238 rushing yards, established against the Jacksonville Jaguars on Dec. 6, 2018. Henry's 250 rushing yards tied for the 13th-best single-game total in the NFL since 1948.
- Became the first player in NFL history with five career games with at least 200 rushing yards and two rushing touchdowns.
- Became the fourth player in NFL history with at least five career 200-yard rushing games, joining **O.J. Simpson** (six), **Adrian Peterson** (six) and **Tiki Barber** (five).
- Set a career high with 17 rushing touchdowns in 2020, finishing with the second-best total in franchise history behind **Earl Campbell's** 19 rushing touchdowns in 1979.
- Finished the 2020 season with 1,221 rushing yards in road games, the most by any NFL running back since 1948. The previous high was held by **Eric Dickerson**, who had 1,087 rushing yards in road games for the Los Angeles Rams in 1984.
- Dating back to 2019, he had a streak of nine consecutive road games with at least 100 rushing yards, passing **Chris Johnson** (eight games from 2009-10) for the second-longest such streak in NFL history behind only Barry Sanders' 10-game road streak from 1996-97).
- Became the fifth player in NFL history with three 200-yard rushing games in a season, joining **Earl Campbell** (four in 1980), **O.J. Simpson** (1973), **Tiki Barber** (2005) and **Jay Ajayi** (2016).
- Became the first NFL player since **LaDainian Tomlinson** (2002-07) and the ninth player in NFL history to record at least three consecutive seasons in which he rushed for at least 1,000 yards and 12 touchdowns.
- Finished the season with 2,141 scrimmage yards (2,027 rushing and 114 receiving), which ranks second in franchise history behind **Chris Johnson's** 2,509 scrimmage yards in 2009.
- Registered 10 games in 2020 with at least 100 rushing yards to tie **Earl Campbell** (1980) for the third-most in franchise history. Only Campbell in 1979 (11) and **Chris Johnson** in 2009 (12) had more 100-yard rushing games in a Titans/Oilers season than Henry. Henry's 10 100-yard games in 2020 were the most in the NFL since Dallas running back **DeMarco Murray** had 12 in 2014.
- Became the NFL's first player to rush for at least 175 and two touchdowns four times in a season.
- Joined **Terrell Davis** (1997-98), **Shaun Alexander** (2004-05) and **Larry Johnson** (2005-06) as the only players in NFL history to rush for 1,500 yards and 15 touchdowns in two consecutive seasons.
- Established a streak of 20 consecutive games in the regular season and playoffs with at least 18 rushing attempts, the second-longest streak of its kind in the NFL since 1948. The only player with more consecutive 18-carry games in the regular season and postseason



was **Emmitt Smith**, whose streak was 23 games with the Dallas Cowboys from 1995 to 1996.

- Became the first player in NFL history to produce more than one overtime touchdown run in a season. He joined **LaDainian Tomlinson** as the NFL's only players with multiple career touchdown runs in overtime. Tomlinson had three during his career.
- Joined **Bo Jackson, Ahman Green, Chris Johnson** and **Lamar Miller** as the only NFL players to record two career rushing touchdowns of at least 90 yards. Henry joined Miller (two 97-yard touchdown runs) as the only players to ever record multiple touchdown runs of at least 94 yards.

300 CARRIES/15 TOUCHDOWNS/5.0 AVG

Derrick Henry won the NFL's rushing title with 303 carries for 1,540 yards and 16 touchdowns in 2019. He followed in 2020 with 378 carries for 2,027 yards and 17 touchdowns.

He became the first player in NFL history to produce multiple seasons with a minimum of 300 rushing attempts, a rushing average of at least 5.0 yards per carry and a minimum of 15 rushing touchdowns

The only other players to do so once in their careers are **O.J. Simpson** (1975), **Terrell Davis** (1998), **Priest Holmes** (2002), **Ahman Green** (2003), **Larry Johnson** (2005), **Shaun Alexander** (2005), **LaDainian Tomlinson** (2016), **Ezekiel Elliott** (2016) and **Dalvin Cook** (2020).

Individual seasons in NFL history with a minimum of 300 rushing attempts, 15 rushing touchdowns and a 5.0 rushing average in a single season:

Player	Team	Season	Att	Yards	Avg	TD
Derrick Henry	Tennessee	2020	378	2,027	5.4	17
Dalvin Cook	Minnesota	2020	312	1,557	5.0	16
Derrick Henry	Tennessee	2019	303	1,540	5.1	16
Ezekiel Elliott	Dallas	2016	322	1,631	5.1	15
LaDainian Tomlinson	San Diego	2006	348	1,815	5.2	28
Shaun Alexander	Seattle	2005	370	1,880	5.1	27
Larry Johnson	Kansas City	2005	336	1,750	5.2	20
Ahman Green	Green Bay	2003	355	1,883	5.3	15
Priest Holmes	Kansas City	2002	313	1,615	5.2	21
Terrell Davis	Denver	1998	392	2,008	5.1	21
O.J. Simpson	Buffalo	1975	329	1,817	5.5	16

CONSECUTIVE 100-YARD ROAD GAMES

Titans running back **Derrick Henry** recorded 149 rushing yards at Indianapolis on Dec. 1, 2019. Over the course of the next year, he registered at least 100 rushing yards in eight more consecutive regular season road games, increasing his streak to nine games before it ended with a 98-yard effort at Green Bay on Dec. 27, 2020.

In NFL history, Henry's streak is the second-longest continuous stretch of its kind. Detroit's **Barry Sanders** had 10 road games in a row with 100-plus yards from 1996 to 1997.

Most consecutive road games with at least 100 rushing yards in NFL history:

Player	Team	Dates	Games
1. Barry Sanders	Detroit	11/24/1996–12/14/1997	10
2. Derrick Henry	Tennessee	12/1/2019–12/13/2020	9
3. Chris Johnson	Tennessee	10/18/2009–10/18/2010	8
4. Marcus Allen	L.A. Raiders	11/3/1985–9/14/1986	7
5. Arian Foster	Houston	12/22/2011–11/22/2012	6
Gerald Riggs	Atlanta	10/13/1985–12/22/1985	6
DeMarco Murray	Dallas	9/14/2014–12/4/2014	6

FIVE CONSEC. TEAM GAMES WITH RUSHING TD

Derrick Henry recorded a streak in 2020 of at least one rushing touchdown in five consecutive team games. It was his second such streak in as many seasons and tied for the longest such streak in franchise history. **DeMarco Murray** (2016) and **Earl Campbell** (twice—1979 and 1983) are the only other franchise players with five consecutive team games with a rushing touchdown.

Most consecutive team games with a rushing touchdown, franchise history:

Player	Season	Consec. Team Games with a Rushing TD
1. Derrick Henry	2020	5
Derrick Henry	2019	5
DeMarco Murray	2016	5
Earl Campbell	1983	5
Earl Campbell	1979	5
6. (eight tied)		4

2019 NFL RUSHING LEADERS

Titans running back **Derrick Henry** claimed the NFL's 2019 rushing title with 1,540 yards on 303 carries (5.1 avg.). The next-closest finisher was Cleveland's **Nick Chubb**, who had 1,494 rushing yards.

Henry joined **Billy Cannon** (AFL, 1961), **Earl Campbell** (1978-80) and **Chris Johnson** (2009) as the only running backs in franchise history to lead their respective leagues in rushing.

NFL rushing leaders in 2019:

Player	Team	Rushing Yards
1. Derrick Henry	Tennessee Titans	1,540
2. Nick Chubb	Cleveland Browns	1,494
3. Christian McCaffrey	Carolina Panthers	1,387
4. Ezekiel Elliott	Dallas Cowboys	1,357
5. Chris Carson	Seattle Seahawks	1,230
6. Lamar Jackson	Baltimore Ravens	1,206
7. Leonard Fournette	Jacksonville Jaguars	1,152
8. Josh Jacobs	Oakland Raiders	1,150
9. Joe Mixon	Cincinnati Bengals	1,137
10. Dalvin Cook	Minnesota Vikings	1,135

2019 TOUCHDOWN LEADERS

Titans running back **Derrick Henry** tied Green Bay's **Aaron Jones** for the NFL lead with 16 rushing touchdowns in 2019.

Additionally, Henry ranked third in the NFL with 18 total touchdowns behind Carolina's **Christian McCaffrey** and Jones, who each scored 19 total touchdowns.

NFL leaders in rushing touchdowns in 2019:

Player	Team	Rushing TDs
1. Derrick Henry	Tennessee Titans	16
Aaron Jones	Green Bay Packers	16
3. Christian McCaffrey	Carolina Panthers	15
4. Dalvin Cook	Minnesota Vikings	13
5. Todd Gurley	Los Angeles Rams	12
Ezekiel Elliott	Dallas Cowboys	12

NFL leaders in total touchdowns in 2019:

Player	Team	Total TDs
1. Christian McCaffrey	Carolina Panthers	19
Aaron Jones	Green Bay Packers	19
3. Derrick Henry	Tennessee Titans	18
4. Mark Ingram	Baltimore Ravens	15
5. Ezekiel Elliott	Dallas Cowboys	14
Todd Gurley	Los Angeles Rams	14

3 CONSEC. GAMES W/ 200 SCRIMMAGE YDS

From the final week of the 2019 regular season (Dec. 29 at Houston) through the Titans' first two playoff games (Jan. 4 at New England and Jan. 11 at Baltimore), **Derrick Henry** became the **first player in NFL history to rush for at least 180 yards in three consecutive regular season or postseason games.**

He also became only the third player since the 1970 NFL-AFL merger to have 200 scrimmage yards in three consecutive games. The other two players to accomplish the feat were Chicago Bears running back **Walter Payton** (1977) and Pittsburgh Steelers running back **Le'Veon Bell** (2014).

During the 2019 regular season and playoffs, Henry and Carolina Panthers running back **Christian McCaffrey** (two) were the only two players with multiple 200-yard scrimmage games. Together they accounted for five of the 14 such individual performances.

Most consecutive games with at least 200 scrimmage yards in the regular season and/or postseason, 1970–present:

Player	Team	Dates	Games
1. Derrick Henry	Tennessee	Dec. 29, 2019–Jan. 11, 2020	3
Le'Veon Bell	Pittsburgh	Nov. 17–Dec. 7, 2014	3
Walter Payton	Chicago	Nov. 13–Nov. 24, 1977	3
4. (several tied)			2

2018 NFL RUSHING LEADERS

Derrick Henry recorded 215 carries in 2018 for 1,059 yards. He ranked second in the AFC in rushing yardage behind Cincinnati's **Joe Mixon** (1,168) and ranked seventh overall in the NFL.

NFL rushing leaders in 2018 (rushing yards):

Player	Team	Rushing Yards
1. Ezekiel Elliott	Dallas Cowboys	1,434
2. Saquon Barkley	New York Giants	1,307
3. Todd Gurley	Los Angeles Rams	1,251
4. Joe Mixon	Cincinnati Bengals	1,168
5. Chris Carson	Seattle Seahawks	1,151
6. Christian McCaffrey	Carolina Panthers	1,098
7. Derrick Henry	Tennessee Titans	1,059
8. Adrian Peterson	Washington Redskins	1,042
9. Phillip Lindsay	Denver Broncos	1,037
10. Nick Chubb	Cleveland Browns	996

2018 RUSHING TOUCHDOWN LEADERS

Derrick Henry's scored a career-high 12 rushing touchdowns in 2018. He tied for the third-highest rushing touchdown total in the NFL.

Henry became the first Titans player with 12 rushing touchdowns in a season since **Chris Johnson** had 14 rushing touchdowns in 2009.

Most rushing touchdowns in 2018:

Player	Team	Rushing TDs
1. Todd Gurley	Los Angeles Rams	17
2. Alvin Kamara	New Orleans Saints	14
3. Derrick Henry	Tennessee Titans	12
James Conner	Pittsburgh Steelers	12
5. Saquon Barkley	New York Giants	11
6. Melvin Gordon	Los Angeles Chargers	10
7. Phillip Lindsay	Denver Broncos	9
Chris Carson	Seattle Seahawks	9
Marlon Mack	Indianapolis Colts	9
Jordan Howard	Chicago Bears	9

DECEMBER TO REMEMBER

In five games in the month of December 2018, **Derrick Henry's** rushing totals included 97 carries for 625 yards and eight touchdowns. His 625 yards were the most by any NFL player in any calendar month in 2018.

Additionally, Henry authored one of only four calendar months for the franchise since 1970 in which a player rushed for at least 600 yards. **Chris Johnson** (800 rushing yards in November 2009) and **Earl Campbell** (633 in October 1980; 662 in November 1980) were the organization's only other players to accomplish the feat in that timespan.

Henry's December rushing totals included 40 yards against the New York Jets (Dec. 2), a franchise-record 238 yards against the Jacksonville Jaguars (Dec. 6), 170 yards at the New York Giants (Dec. 16), 84 yards against the Washington Redskins (Dec. 22) and 93 yards against the Indianapolis Colts (Dec. 30).

For his efforts, Henry was named AFC Offensive Player of the Month.

Titans/Oilers with 500 rushing yards in any calendar month from 1970-2021 (includes playoffs):

Player	Season	Month	Rushing Yards
1. Chris Johnson	2009	November	800
2. Earl Campbell	1980	November	662
3. Earl Campbell	1980	October	633
4. Derrick Henry	2018	December	625
5. Derrick Henry	2020	November	594
6. Derrick Henry	2021	October	584
7. Earl Campbell	1979	September	569
8. Derrick Henry	2019	December	549
9. Eddie George	2000	October	548
10. Earl Campbell	1979	November	534
11. Derrick Henry	2020	December	520
12. DeMarco Murray	2016	October	511
13. Earl Campbell	1981	October	510

RUSHING YARDS IN A TWO-GAME SPAN

Following a franchise-record 238 rushing yards against the Jacksonville Jaguars on Dec. 6, 2018, **Derrick Henry** then totaled 170 rushing yards at the New York Giants on Dec. 16 to give him a franchise record of 408 rushing yards in a two-game span.

The previous record of 405 rushing yards in two games was set by **Earl Campbell** in 1980, when Campbell posted 203 yards against Tampa Bay (Oct. 19) and 202 yards against Cincinnati (Oct. 26).

Most total rushing yards in two consecutive games, franchise history:

Player	Game 1	Yds	Game 2	Yds	Total
Derrick Henry	12/6/18 vs. Jax	238	12/16/18 at NYG	170	408
Earl Campbell	10/19/80 vs. TB	203	10/26/80 vs. Cin	202	405

RECORD-SETTING NIGHT

On Dec. 6, 2018, **Derrick Henry** had one of the most memorable rushing performances in NFL history on Thursday Night Football. He rushed for a then-team-record 238 yards and four touchdowns (tied franchise record), including a 99-yard touchdown run.

[WATCH: Highlights from Derrick Henry's performance on 12/6/18](#)

Henry's 238 rushing yards set a new franchise record, breaking **Chris Johnson's** mark of 228 yards against the Jaguars on Nov. 1, 2009. It was the highest single-game rushing total in the NFL in 2018 and the league's highest total since **Doug Martin's** 251 rushing yards for the Tampa Bay Buccaneers against the Oakland Raiders on Nov. 4, 2012.

Henry later broke his own record with 250 rushing yard at Houston on Jan. 3, 2021 to take possession of five of the top eight single-game rushing totals in team annals.

Most rushing yards in a game, franchise history:

Player	Date	Opponent	Rushing Yards
1. Derrick Henry	1/3/21	at Houston	250
2. Derrick Henry	12/6/18	Jacksonville	238
3. Chris Johnson	11/1/09	Jacksonville	228
4. Eddie George	8/31/97	Oakland	216
Billy Cannon	12/10/61	at New York	216
6. Derrick Henry	12/13/20	at Jacksonville	215
7. Derrick Henry	10/18/20	Houston	212
8. Derrick Henry	12/29/19	at Houston	211
9. Earl Campbell	11/16/80	at Chicago	203
Earl Campbell	10/19/80	Tampa Bay	203

In the second quarter, Henry took a handoff from **Marcus Mariota** inside his own one-yard line and raced 99 yards for a touchdown. It was the second 99-yard run in NFL history, tying **Tony Dorsett's** record-setting touchdown run for the Dallas Cowboys against the Minnesota Vikings on Jan. 3, 1983. It was also the team record, topping Johnson's 94-yard touchdown run against the New York Jets on Dec. 17, 2012. The only other runs in franchise history of at least 90 yards were Johnson's 91-yard rush against the Houston Texans on Sept. 20, 2009 and a 91-yarder by Sid Blanks against the Jets on Dec. 13, 1964.

Henry's 99-yard touchdown run tied for the longest scrimmage play in NFL history. It was the 15th such play, including his and Dorsett's runs and 13 passing plays. The last 99-yard scrimmage play before Henry's was New York Giants wide receiver **Victor Cruz's** 99-yard reception from **Eli Manning** against the New York Jets on Dec. 24, 2011.

Longest runs from scrimmage in NFL history:

Player	Team	Date	Opponent	Rushing Yards
1. Derrick Henry	Tennessee	12/6/18	Jacksonville	99t
Tony Dorsett	Dallas	1/3/83	Minnesota	99t
3. Ronald Jones	Tampa Bay	11/15/20	Carolina	98t
Ahman Green	Green Bay	12/28/03	Denver	98t
5. Lamar Miller	Houston	11/26/18	Tennessee	97t
Lamar Miller	Miami	12/28/14	N.Y. Jets	97t
Andy Uram	Green Bay	10/8/39	Chi. Cardinals	97t
Bob Gage	Pittsburgh	12/4/49	Chi. Bears	97t

Henry scored on a three-yard run in the first quarter, a 99-yard run in the second quarter, a 16-yard run in the third quarter, and finally a 54-yard run in the third quarter. He tied the franchise record and became the third player in franchise history to rush for four touchdowns in a game, joining Earl Campbell (against Miami on Nov. 20, 1978) and Lorenzo White (against Cleveland on Dec. 9, 1990).

The only franchise player with more overall touchdowns in a game than Henry was Oilers running back **Billy Cannon**, who had five total touchdowns (three rushing, two receiving) at the New York Titans on Dec. 10, 1961. Henry became the first NFL player with four rushing touchdowns in a game since New England Patriots running back **Jonas Gray** at Indianapolis on Nov. 16, 2014.

Most rushing touchdowns in a game, franchise history:

Player	Date	Opponent	Rushing Touchdowns
1. Derrick Henry	12/6/18	Jacksonville	4
Lorenzo White	12/9/90	Cleveland	4
Earl Campbell	11/20/78	Miami	4
4. (several tied)			3

Additionally, Henry's rushing performance against the Jaguars accomplished the following:

- He became the ninth NFL player since 1975 with at least one 90-yard run and at least one 60-yard reception in his career. The others were **Tony Dorsett**, **Garrison Hearst**, **Tiki Barber**, **Chris Johnson**, **Jamaal Charles**, **Herschel Walker**, **Warrick Dunn** and **Adrian Peterson**.
- Henry became the seventh NFL player since the 1970 AFL-NFL merger with at least four rushing touchdowns and at least 200 rushing yards in a game, joining **Clinton Portis**, **Barry Sanders**, **Doug Martin**, **Jonas Gray**, **Mike Anderson** and **Corey Dillon**. Henry became the first to accomplish the feat in fewer than 20 carries (17).
- He matched former Titans running back **Chris Johnson** as the only players in NFL history with a rushing touchdown of at least 90 yards and a rushing touchdown of at least 50 yards in the same game. Johnson accomplished the feat against the Houston Texans on Sept. 20, 2009.
- His 24 points tied for the fourth-highest single-game total in franchise history, trailing only **Billy Cannon** (30 on Dec. 10, 1961), **Rob Bironas** (26 on Oct. 21, 2007) and **George Blanda** (26 on Sept. 18, 1960). **Earl Campbell** (Nov. 20, 1978) and **Lorenzo White** (Dec. 9, 1990) also had 24 points on four touchdowns in a single game.
- His 238 rushing yards and four rushing touchdowns were each the most in any Thursday Night Football game in history.

RUSHING YARDS IN A SINGLE POSTSEASON

Derrick Henry accumulated 446 rushing yards during the 2019 playoffs. He had 182 yards on 34 carries in the wild card round at New England, followed by 195 yards on 30 attempts in the divisional round at Baltimore. In the AFC championship game, he had 69 yards on 19 rushing attempts.

Henry's average of 148.7 rushing yards per game ranked fourth in NFL history for players with at least two games played. Only a trio of Pro Football Hall of Fame members—Denver Broncos running back **Terrell Davis** (156.0 in 1998), Los Angeles Raiders running back **Marcus Allen** (155.3 in 1983) and Washington Redskins running back **John Riggins** (152.5 in 1982) have averaged more rushing yards in a single postseason than Henry.

In Titans/Oilers history, **Eddie George** established the previous record for average rushing yards in a single postseason during the 1999 playoffs. In four games, George carried the ball 108 times for 449 yards, or an average of 112.3 yards per contest.

Most rushing yards per game in a single NFL postseason (minimum two games):

Player	Team	Season	Games	Rush Yards	Per Game
1. Terrell Davis	Denver	1998	3	468	156.0
2. Marcus Allen	L.A. Raiders	1983	3	466	155.3
3. John Riggins	Washington	1982	4	610	152.5
4. Derrick Henry	Tennessee	2019	3	446	148.7
5. Eric Dickerson	L.A. Rams	1985	2	294	147.0
6. Terrell Davis	Denver	1997	4	581	145.3
7. Arian Foster	Houston	2011	2	285	142.5
8. Thurman Thomas	Buffalo	1990	3	390	130.0
9. Brian Westbrook	Philadelphia	2006	2	257	128.5
10. Fred Taylor	Jacksonville	1998	2	248	124.0

George's 449 yards during the team's run to Super Bowl XXXIV also established the franchise benchmark for most total rushing yards in a single postseason. Henry came within three yards of the mark in one fewer game.

Most rushing yards in a single postseason, franchise history:

Player	Season	Games	Rush Yards
1. Eddie George	1999	4	449
2. Derrick Henry	2019	3	446
3. Earl Campbell	1978	3	264
4. Steve McNair	1999	4	209
5. Derrick Henry	2017	2	184

Henry's 2019 playoff rushing yardage total ranked sixth in NFL history. It was the most by any NFL player since George's 1999 postseason.

Most total rushing yards in a single NFL postseason:

Player	Team	Season	Games	Rush Yards
1. John Riggins	Washington	1982	4	610
2. Terrell Davis	Denver	1997	4	581
3. Terrell Davis	Denver	1998	3	468
4. Marcus Allen	L.A. Raiders	1983	3	466
5. Eddie George	Tennessee	1999	4	449
6. Derrick Henry	Tennessee	2019	3	446
7. Thurman Thomas	Buffalo	1990	3	390
8. Natrone Means	Jacksonville	1996	3	358
9. Le'Veon Bell	Pittsburgh	2016	3	357
10. Freeman McNeil	N.Y. Jets	1982	3	349

FRANCHISE PLAYOFF RUSHING LEADERS

In the 2021 postseason, **Derrick Henry** increased his career playoff totals to 732 rushing yards on 156 attempts. He is second on the franchise's all-time postseason rushing list behind only **Eddie George** (776).

Henry is tied with **Earl Campbell** for third place on the franchise's all-time postseason leaderboard with four rushing touchdowns, trailing **Steve McNair** (six) and **George** (five).

Franchise career postseason rushing leaders:

Player	Games	Att	Yards	Avg	TD
1. Eddie George	9	206	776	3.8	5
2. Derrick Henry	7	156	732	4.7	4
3. Earl Campbell	6	135	420	3.1	4
4. Steve McNair	9	54	349	6.5	6
5. Lorenzo White	7	76	264	3.5	1

RUSHING YARDS IN A TITANS PLAYOFF GAME

On Jan. 4, 2020, **Derrick Henry** rushed for 182 yards and one touchdown on 34 attempts in a wild card playoff victory at New England. In doing so, he set a new franchise single-game postseason record for rushing yards in a game, surpassing **Eddie George's** 162 yards at Indianapolis on Jan. 16, 2000.

One week later, on Jan. 11, 2020, Henry broke his own record, going for 195 rushing yards on 30 carries at Baltimore.

Henry now owns two of the top three rushing games in franchise postseason history.

Most single-game rushing yards in franchise postseason history:

Player	Date	Opp	Att	Yds	Avg	TD
1. Derrick Henry	1/11/20	at Bal	30	195	6.5	0
2. Derrick Henry	1/4/20	at NE	34	182	5.4	1
3. Eddie George	1/16/00	at Ind	26	162	6.2	1
4. Derrick Henry	1/6/18	at KC	23	156	6.8	1
5. Earl Campbell	12/31/78	at NE	27	118	4.4	1
6. Eddie George	1/8/00	Buf	29	106	3.7	0
7. Eddie George	1/30/00	StL (SB)	28	95	3.4	2

SCRIMMAGE YARDS IN A TITANS PLAYOFF GAME

Derrick Henry's 182 rushing yards and 22 receiving yards in the team's wild card playoff victory at New England on Jan. 4, 2020 gave him a franchise-record 204 scrimmage yards.

Henry broke his own record of 191 scrimmage yards in a wild card playoff contest at Kansas City on Jan. 6, 2018 (156 rushing, 35 receiving).

On Jan. 11, 2020, one week after establishing the current record, Henry had 202 scrimmage yards (195 rushing, seven receiving) at Baltimore, giving him the three biggest scrimmage yards totals in franchise postseason history.

Prior to Henry, the organization record stood for 57 years. It was set on Jan. 1, 1961, when **Billy Cannon** had 178 scrimmage yards against the Los Angeles Chargers.

Most single-game scrimmage yards in franchise postseason history:

Player	Date	Opp	Rush Yards	Rec Yards	Scrim Yards
1. Derrick Henry	1/4/20	at NE	182	22	204
2. Derrick Henry	1/11/20	at Bal	195	7	202
3. Derrick Henry	1/6/18	at KC	156	35	191
4. Billy Cannon	1/1/61	LAC	50	128	178
5. Eddie George	1/16/00	at Ind	162	14	176
6. Eddie George	1/7/01	Bal	91	52	143
7. Ernest Givins	12/31/89	at Pit	0	136	136

MORE TITANS RUNNING BACKS

23 - RB TRENTON CANNON

5-11, 185, 5th Year, Virginia State

➤ Trenton Cannon was signed by the Titans as an unrestricted free agent on March 16, 2022.

➤ In 2022, he was placed on injured reserve after playing two games. He recorded two special teams tackles.

➤ Prior to his arrival in Tennessee, Cannon appeared in 46 NFL games with the New York Jets (2018-19), Carolina Panthers (2020), Baltimore Ravens (2021) and San Francisco 49ers (2021). His totals during those four NFL seasons included 38 special teams tackles, including a team-best 16 special teams stops during his rookie campaign with the Jets. As a kickoff returner, he averaged 23.2 yards on 32 returns, including a 98-yard return for the Panthers in 2020. His rushing totals included 51 attempts for 150 yards and a touchdown, and he added 20 receptions for 160 yards.

➤ In 2021, he played in 11 games with San Francisco and ranked second on the team with 10 special teams tackles.

➤ Cannon entered the league as sixth-round selection (204th overall) by the Jets in 2018.

➤ As a college player, he totaled 4,035 rushing yards and 44 touchdowns during a three-year career at Virginia State.

2022 Game Notes:

➤ Placed on injured reserve on Sept. 21, 2022.



36 - RB JULIUS CHESTNUT

5-11, 228, Rookie, Sacred Heart

➤ Julius Chestnut was signed by the Titans as an undrafted free agent on May 13, 2022. He spent the first three games of his rookie season on the 53-man roster before being added to the practice squad on Oct. 4, 2022.

➤ In 2022, he appeared in six games as a rookie. He rushed for 12 yards on nine attempts and added 41 yards on three catches. He also ranked second on the team with 10 kickoff returns for 215 yards (21.5 avg.).

➤ In four seasons at Sacred Heart (2018-21), he saw action in 32 games and logged 593 carries for 3,467 yards (5.8 avg.) and 29 touchdowns. He added 28 receptions for 412 yards (14.7 avg.) and five scores, plus 10 kickoff returns for 108 yards and two punt returns for 10 yards.

➤ As a senior in 2021, played in five games and posted 91 rushes for 542 yards (6.0 avg.) and three touchdowns.

➤ As a junior in 2020, appeared in four games and rushed 93 times for 717



yards (7.7 avg.) and eight scores.

- He is a native of Bowie, Md.

2022 Game Notes:

- **At Philadelphia (12/4)**, made his NFL debut and rushed for 13 yards on five attempts.
- **Against Dallas (12/29)**, took a screen pass 33 yards in the second quarter and added a 25-yard kickoff return.

25 - RB HASSAN HASKINS

6-2, 228, Rookie, Michigan

- Hassan Haskins was selected by the Titans in the fourth round (131st overall) of the 2022 NFL Draft.
- In 2022, he appeared in 15 games with one start. He totaled 25 rushing attempts for 93 yards as well as 11 receptions for 57 yards. He also led the team with 414 kickoff return yards on 19 attempts and placed third on the squad with 13 special teams tackles. His 13 special teams tackles ranked second among all NFL rookies (14 by New England's Brenden Schooler) and led all NFL players whose primary position is on offense.
- During four seasons at Michigan (2018-21), Haskins appeared in 36 career games with 22 starts and carried the ball 452 times for 2,324 yards (5.1 avg.) and 30 touchdowns.
- Named 2021 first-team All-Big Ten and earned honorable mention all-conference in 2019 and 2020. Registered 10 career 100-yard rushing games.
- Had only 26 negative rushing yards his entire career and did not fumble in 452 rushing attempts.
- As a senior in 2021, started all 14 games and carried the ball 270 times for 1,327 yards and a school-record 20 rushing touchdowns. Added 18 receptions for 131 yards. Posted four 150-yard rushing efforts and six overall games with more than 100 rushing yards.
- Tied a Michigan single-game record with five rushing touchdowns and registered a career-best 169 rushing yards against Ohio State on Nov. 27, 2021.
- He is a native of St. Louis, Mo.


2022 Game Notes:

- **Against New York Giants (9/11)**, made his NFL debut.
- **At Buffalo (9/19)**, led the team with 37 rushing yards on nine attempts. He added a reception for no gain and a team-high two kickoff returns for 40 yards (long of 20).
- **At Indianapolis (10/2)**, averaged 26.3 yards on four kickoff returns, including a 37-yard kickoff return in the second quarter.
- **At Houston (10/30)**, led the team with three special teams tackles and added a 17-yard kickoff return.
- **At Kansas City (11/6)**, returned four kickoffs 72 yards (18.0 avg.), had one rushing attempt for five yards, and led the team with four special teams tackles. He became the first Titans player with four total special teams tackles in a game since Matthias Farley against New Orleans on Nov. 14, 2021. He was the first offensive player for the Titans with four special teams tackles in a game since tight end Craig Stevens had four against the Buffalo Bills on Nov. 15, 2009.

40 - RB DONTRELL HILLIARD

5-11, 202, 5th Year, Tulane

- Dontrell Hilliard was originally signed to the Titans practice squad on Oct. 27, 2021 and was signed to the 53-man roster on Nov. 23, 2021.
- In 2022, Hilliard played in 12 games with one start and totaled 145 yards on 22 rushing attempts. He also set career highs with 21 receptions, 177 receiving yards and four touchdown catches, the latter of which led the team. His seven special teams tackles established a career high. He was placed on injured reserve with four games remaining in the season.
- In 2021, he appeared in eight games with five starts. He set career highs with 56 rushing attempts and 350 rushing yards and tied a career high with a pair of rushing touchdowns. He added 87 yards on a career-high 19 receptions and added eight kickoff returns for 177 yards (22.1 avg.). In the team's divisional playoff game, he had three receptions for 13 yards and one kickoff return for 26 yards.
- Prior to joining the Titans, Hilliard appeared in 32 games over three seasons with stops in Cleveland (2018-20) and Houston (2020). He rushed 22 times for 97 yards and two touchdowns, also registering 22 receptions



for 199 yards. As a returner, he posted a 7.1-yard average on 15 punt returns and 23.1-yard average on 23 kickoff returns.

- In 2020, Hilliard recorded nine rushes for 48 yards and returned seven kickoffs for 125 yards while with the Brown and Texans.
- He originally signed with the Cleveland Browns as a rookie free agent on May 4, 2018.
- As a college player at Tulane, Hilliard played in 47 games and rushed for 2,948 yards and 30 touchdowns.

2022 Game Notes:

- **Against New York Giants (9/11)**, totaled three receptions and set career highs with 61 receiving yards and two touchdowns. He added two carries for eight yards. He notched his first career touchdown reception in the first quarter on a seven-yard pass from Ryan Tannehill, and added his second touchdown in the third quarter on a 23-yard catch. He became the first Titans running back with two or more touchdown receptions in a game since DeMarco Murray had two touchdown catches against the Minnesota Vikings on Sept. 11, 2016. He also had a 31-yard reception to convert a third down in the second quarter. It was the longest reception of his career.
- **At Indianapolis (10/2)**, tied for the team lead with four receptions for 18 yards.
- **At Washington (10/9)**, tied for the team lead with four receptions for 23 yards, including a touchdown. He scored the game's first points with a 13-yard touchdown reception in the first quarter.
- **Against Indianapolis (10/23)**, started with Derrick Henry in a two-back set and had one rushing attempt for four yards.
- **At Houston (10/30)**, carried the ball eight times for 83 yards, the second-best rushing yardage total of his career. He added one reception for 12 yards to give him 95 scrimmage yards, the second-highest amount of his career. He posted rushing attempts of 21 yards and 30 yards during the same drive in the third quarter to help set up a Titans touchdown.
- **At Green Bay (11/17)**, reached the end zone on a 14-yard pass from Ryan Tannehill in the first quarter, registering his fourth touchdown reception of the season (fourth career). He added one rushing attempt for four yards.
- Placed on injured reserve on Dec. 17.

33 - RB JONATHAN WARD

6-0, 202, 3rd Year, Central Michigan

- Jonathan Ward was signed to the Titans practice squad during Week 15 of the 2022 NFL season. He was promoted to the 53-man roster on Dec. 29, 2022.
- In 2022, he played in three games for the Titans in which he rushed five times for 25 yards, caught two passes for seven yards, returned one kickoff for 25 yards, and tallied a pair of special teams tackles. He appeared in five games for the Cardinals prior to arriving in Tennessee.
- Prior to joining the Titans, Ward was with the Arizona Cardinals (2020-22), signing with them as an undrafted free agent following the 2020 NFL Draft. He appeared in 32 games with Arizona and tallied nine rushes for 33 yards, along with four receptions for 45 yards.
- A native of Kankakee, Ill., he appeared in 42 games in four seasons at Central Michigan (2016-19), where he totaled 473 rushing attempts for 2,539 yards and 28 touchdowns. He also recorded 98 receptions for 909 receiving yards and four touchdowns. Ward also completed three of six passing attempts for 69 yards and one touchdown.
- As a senior (2019), he started all 12 games and ran 183 times for 1,108 rushing yards and 15 touchdowns. Ward caught 34 passes for 329 yards and one touchdown. He finished the season 13th in the nation in rushing touchdowns and 34th in rushing yards and all-purpose average.






TITANS TIGHT ENDS

No.	Name	Ht	Wt	Exp	College
81	Hooper, Austin	6-4	254	7	Stanford
85	Okonkwo, Chig	6-3	238	R	Maryland
86	Rader, Kevin	6-4	250	2	Youngstown State
87	Swaim, Geoff	6-4	260	8	Texas

#81 • TE AUSTIN HOOPER

6-4, 254, 7th Year, Stanford

[Click for complete bio](#)



Tight end **Austin Hooper** completed his seventh NFL season and his first campaign with the Titans in 2022. He was signed by the Titans as a free agent during the 2022 offseason.

Hooper appeared in every game with two starts during his first season with the Titans. His 41 receptions ranked second on the team, and his 444 receiving yards tied for third. He recorded a pair of touchdown catches. From Week 9 to Week 18, his 31 receptions tied for the eighth-highest total in the NFL among tight ends.

Prior to his arrival in Tennessee, Hooper accumulated 298 receptions for 3,024 yards with 23 touchdowns during his time with the Atlanta Falcons (2016-19) and Cleveland Browns (2020-21), registering at least three touchdowns in each of his first six seasons.

The two-time Pro Bowl selection was originally selected by the Falcons in the third round (81st overall) of the 2016 NFL Draft. After his rookie season in 2016, he ranked first among his team's tight ends in receptions each season from 2017 to 2021.

In 2021, Hooper started a career-high 16 games and collected 38 receptions for 345 yards with three touchdowns. The only game he missed was due to time on the reserve/COVID-19 list.

Hooper's first season in Cleveland was 2020. He started 13 games and hauled in 46 passes for 435 yards with four touchdowns during the regular season. In the postseason, he started both contests and registered nine receptions for 62 yards and a score.

In 2019, Hooper enjoyed the most productive season of his career in his final campaign with the Falcons. He generated career-bests of 75 receptions, 787 receiving yards and six touchdown catches.

The San Mateo, Calif., native appeared in 27 games in his two seasons playing at Stanford, where he caught 74 passes for 937 yards and eight touchdowns during his career. As a sophomore in 2015, he was a Mackey Award finalist and was selected to the All-Pac-12 first team after recording 34 catches for 438 yards and six touchdowns.

2022 Game Notes:

- **Against New York Giants (9/11)**, posted one reception for six yards in his first game with the Titans.
- **At Buffalo (9/19)**, registered his 300th career reception, a 19-yard catch in the first quarter. He became the 26th tight end since the 1970 NFL-AFL merger to reach the 300-catch and 3,000-yard receiving marks within his first 90 career games. Additionally, he joined Travis Kelce, Zach Ertz and George Kittle as the only NFL tight ends with a minimum of 300 receptions and 3,000 receiving yards since the beginning of the 2016 season.
- **Against Las Vegas (9/25)**, caught two passes for 19 yards and also recovered an onside kick late in the fourth quarter to cement the team's victory.
- **At Indianapolis (10/2)**, registered one catch for four yards on third down to extend a touchdown drive.
- **At Washington (10/9)**, converted a third down with a seven-yard catch in the third quarter, leading to the go-ahead touchdown two plays later.
- **Against Indianapolis (10/23)**, led the team with 56 receiving yards and tied for the team lead with three receptions. During a drive in the second half that ended with a field goal, he registered a 14-yard catch to convert a third-and-10 and made a 23-yard grab in traffic four plays later. He added a juggling 19-yard reception to convert a third-and-six in the fourth quarter,

leading to a Titans field goal.

- **At Houston (10/30)**, caught one pass for five yards.
- **At Kansas City (11/6)**, led the team with two receptions for 34 yards. He contributed a 16-yard reception and an 18-yard reception during separate touchdown drives in the second quarter.
- **Against Denver (11/13)**, tied for the team lead with five receptions for 41 yards. He converted a third-and-11 with a 17-yard catch in the fourth quarter.
- **At Green Bay (11/17)**, totaled 36 yards and two touchdowns on four receptions. He caught a three-yard touchdown pass from running back Derrick Henry in the third quarter and a 16-yard touchdown pass from Ryan Tannehill in the fourth quarter. It was his second career game with multiple touchdown receptions and his first since Sept. 22, 2019 at Indianapolis as a member of the Atlanta Falcons.
- **Against Cincinnati (11/27)**, caught three passes for 30 yards, including an eight-yard reception on third-and-five in the first quarter.
- **At Philadelphia (12/4)**, appeared in his 100th NFL game (regular season). He caught three passes for 22 yards, including a nine-yard grab on third-and-five during a scoring drive in the second quarter.
- **Against Jacksonville (12/11)**, led the team with 68 receiving yards on five catches, including a 24-yard reception during a touchdown drive in the fourth quarter.
- **At Los Angeles Chargers (12/18)**, totaled 33 yards on a pair of receptions, including a 17-yarder to help set up the game-tying score late in the fourth quarter.
- **Against Houston (12/24)**, posted two receptions for 20 yards, including a 15-yard catch late in the fourth quarter.
- **Against Dallas (12/29)**, caught one pass for six yards.
- **At Jacksonville (1/7)**, tied for the team lead with four catches and accounted for 38 receiving yards.

Hooper's Career Regular Season Statistics:

Year	Team	GP	GS	Rec	Yds	Avg	Lg	TD
2016	Atl	14	3	19	271	14.3	44	3
2017	Atl	16	8	49	526	10.7	88t	3
2018	Atl	16	7	71	660	9.3	36	4
2019	Atl	13	10	75	787	10.5	35	6
2020	Cle	13	13	46	435	9.5	36	4
2021	Cle	16	16	38	345	9.1	34	3
2022	Ten	17	2	41	444	10.8	24	2
Totals		105	59	339	3,468	10.2	88t	25

Hooper's Career Postseason Statistics:

Year	Team	GP	GS	Rec	Yds	Avg	Lg	TD
2016	Atl	3	1	6	65	10.8	19t	1
2017	Atl	2	2	4	18	4.5	5	0
2020	Cle	2	2	9	62	6.9	11	1
Playoff Totals		7	5	19	145	7.6	19t	2

Hooper's Regular Season Single-Game Highs:

- Receptions** - 10 at Cleveland (11/11/18)
- Receiving Yards** - 130 vs. Tennessee (9/29/19)
- Long Reception** - 88t at Chicago (9/10/17)
- Touchdowns** - 2 (Twice, last at Green Bay, 11/17/22)





Hooper's Playoff Single-Game Highs:

Receptions - 7 at Pittsburgh (1/10/21)

Receiving Yards - 46 at Pittsburgh (1/10/21)

Long Reception - 19t vs. New England (2/5/17)

Touchdowns - 1 (Twice, last at Pittsburgh, 1/10/21)

RECEPTIONS BY TIGHT ENDS SINCE 2016

Since entering the NFL as a third-round pick in 2016, **Austin Hooper** has been one of the league's most productive tight ends. Since the beginning of his rookie campaign, only three tight ends—**Travis Kelce**, **Zach Ertz** and **George Kittle**—have more catches than him.

Most receptions by a tight end since 2016:

Player	Receptions
1. Travis Kelce	675
2. Zach Ertz	513
3. George Kittle	395
4. Austin Hooper	339
5. Mark Andrews	336
6. Evan Engram	335
7. Tyler Higbee	306
8. Kyle Rudolph	300
9. Darren Waller	296
10. Hunter Henry	287

STREAKS OF 2+ RECEIVING TOUCHDOWNS

Tight end **Austin Hooper** has had a minimum of two touchdown receptions in every season since entering the NFL in 2016. Among tight ends, only **Travis Kelce** (nine seasons) holds a longer active streak.

Most consecutive seasons by tight ends with at least two touchdown receptions through 2022:

Player	Consecutive Seasons
1. Travis Kelce	9
2. Austin Hooper	7
3. George Kittle	6
4. Mark Andrews	5
Tyler Higbee	5
Dallas Goedert	5
7. (eight tied)	4

#85 • TE CHIG OKONKWO

6-3, 238, Rookie, Maryland

[Click for complete bio](#)



Tight end **Chig Okonkwo** (pronounced "CHIGG oh-KAHN-kwoh") was selected by the Titans in the fourth round (143rd overall) of the 2022 NFL Draft.

During his rookie season, he appeared in all 17 games with eight starts and totaled 32 receptions for 450 yards (14.1 avg.) and three touchdowns. His yardage total ranked second on the team. He also tied for fifth on the team with seven special teams tackles. He was named to the Pro Football Writers of America All-Rookie team.

Okonkwo's 450 receiving yards in 2022 established a new record for franchise rookie tight ends, surpassing **Ben Troupe's** 329 yards in 2004. Okonkwo tied **Chris Dressel** (32 receptions in 1983) for the third-best reception total among all Titans/Oilers rookie tight ends, trailing only **Bo Scaife** (37 in 2005) and Troupe (33 in 2004), and he became the second rookie tight end in franchise history with at least three touchdown catches, joining Dressel (four in 1983).

The Powder Springs, Ga., native appeared in 37 games with 20 starts over four seasons (2018-21) at Maryland and caught 77 passes for 717 yards and eight touchdowns. He added three carries for 72 yards and three touchdowns, including a career-long rush of 54 yards.

As a senior in 2021, he started all 13 games and posted career-high marks with 52 catches for 447 yards and a team-leading five touchdowns. His 52 receptions ranked second in Terrapins history for a single season by a tight end, behind only former Titans tight end **Frank Wycheck** (58 in 1990). Okonkwo's 447 receiving yards were the most by a Terps tight end in a season since **Vernon Davis** (871 in 2005).

He sat out the 2020 season with myocarditis due to COVID-19. Prior to then, he saw action in 12 games (four starts) as a freshman and 12 games (three starts) as a sophomore.

2022 Game Notes:

- **Against New York Giants (9/11)**, made his NFL debut and recorded his first career reception in the fourth quarter, picking up 11 yards on a pass from Ryan Tannehill.
- **At Indianapolis (10/2)**, registered his first career start and caught three passes for 38 yards and a touchdown. He picked up 23 yards in the first quarter on his second career reception and scored his first career touchdown in the second quarter on an eight-yard pass from Ryan Tannehill. With less than two minutes remaining in the fourth quarter, he helped seal the victory with a seven-yard catch on third-and-four. It allowed the Titans to kneel on the ball to close out the win.
- **At Kansas City (11/6)**, had a 48-yard reception in the first quarter, his longest reception through eight career games. It was the longest reception by a Titans tight end since Jonnu Smith's 63-yard catch against Jacksonville on Sept. 20, 2020. He made an athletic play and helped flip field position by keeping a Ryan Stonehouse 57-yard punt out of the end zone that was then downed at the Chiefs' three-yard line in the second quarter.
- **Against Denver (11/13)**, posted a 41-yard reception to convert a third-and-four in the fourth quarter. He joined A.J. Brown (three times) as the only Titans players since the beginning of 2011 to have a reception of at least 40 yards in back-to-back games, and he became the Titans' first tight end to accomplish the feat since at least the beginning of the 2000 campaign.
- **At Green Bay (11/17)**, caught a 31-yard pass in the third quarter to become the Titans' only tight end since the start of the 2000 season to have a reception of at least 30 yards in three consecutive games.
- **Against Cincinnati (11/27)**, caught three passes for 35 yards, including a 17-yard grab to convert a third-and-one during a scoring drive in the fourth quarter.
- **At Philadelphia (12/4)**, led the team and established career highs through 12 games with four receptions and 68 receiving yards. With a 41-yard reception in the second quarter, he became the second NFL tight end in 2022 to record his fourth catch of at least 30 yards, joining Kansas City's Travis Kelce (five). It was Okonkwo's fourth such play in a five-game span. He added two tackles on special teams.
- **Against Jacksonville (12/11)**, posted 45 yards and a touchdown on a team-high six receptions. He scored his second career touchdown on a 10-yard pass from Ryan Tannehill in the first quarter. In the fourth quarter, he caught a pass from Tannehill to score the team's first two-point conversion of the season.
- **Against Houston (12/24)**, caught a 10-yard pass and also led the team with two total special teams tackles.



- **Against Dallas (12/29)**, started and totaled 24 yards on three receptions, including a 12-yard catch on the team's first offensive snap.
- **At Jacksonville (1/7)**, totaled a team-high 42 receiving yards and one touchdown on three receptions. He reeled in a 21-yard touchdown pass from Joshua Dobbs in the second quarter, and in doing so, he became the second rookie tight end in franchise history with at least three touchdown catches, joining Chris Dressel (four in 1983).

Okonkwo's 2022/Career Regular Season Statistics:

Year	Team	GP	GS	Rec	Yds	Avg	Lg	TD
2022	Ten	17	8	32	450	14.1	48	3

Okonkwo's Regular Season Single-Game Highs:

- Receptions** - 6 vs. Jacksonville (12/11/22)
- Receiving Yards** - 68 at Philadelphia (12/4/22)
- Long Reception** - 48 at Kansas City (11/6/22)
- Receiving Touchdowns** - 1 (Three times, last at Jacksonville, 1/7/23)

Okonkwo's Career College Statistics:

Year	Team	GP	GS	Rec	Yds	Avg	Lg	TD
2018	Maryland	12	4	6	69	11.5	25	1
2019	Maryland	12	3	19	201	10.6	23	2
2020	Maryland	0	0	0	0	-	-	0
2021	Maryland	13	13	52	447	8.6	32t	5
Totals		37	20	77	717	9.3	32t	8

NFL TIGHT ENDS IN 2022, WEEK 9-18

In 2022, Titans rookie **Chig Okonkwo** was one of the NFL's most productive tight ends during the second half of his rookie season. From Week 9 through the end of the season, his 398 receiving yards ranked fifth in the NFL behind only four veterans: **Travis Kelce** (785), **T.J. Hockenson** (519), **George Kittle** (446) and **Evan Engram** (436).

Most receiving yards among NFL tight ends in 2022 from Week 9 to Week 18:

player	Team	Rec	Yards	Avg	Lg	TD	
1.	Travis Kelce	Kansas City Chiefs	63	785	12.5	52	5
2.	T.J. Hockenson	Minnesota Vikings	60	519	8.7	21	3
3.	George Kittle	San Francisco 49ers	32	446	13.9	54t	9
4.	Evan Engram	Jacksonville Jaguars	41	436	10.6	36	3
5.	Chig Okonkwo	Tennessee Titans	27	398	14.7	48	2
6.	Cole Kmet	Chicago Bears	36	385	10.7	50t	6
7.	Dalton Schultz	Dallas Cowboys	37	374	10.1	22	5
8.	Pat Freiermuth	Pittsburgh Steelers	31	365	11.8	57	1
9.	Dawson Knox	Buffalo Bills	31	359	11.6	45	4
10.	Mark Andrews	Baltimore Ravens	31	359	11.6	36	0

ROOKIE TIGHT ENDS IN 2022

Chig Okonkwo was selected by the Titans in the fourth round of the 2022 NFL Draft. He was the 143rd overall pick and the 10th tight end selected in the draft. Nevertheless, he led all tight ends in his rookie class with 450 receiving yards. His 32 receptions ranked fourth within the group, while his three touchdown catches tied for the lead (**Isaiah Likely** and **Jelani Woods**).

Among rookies at all positions, Okonkwo's 450 receiving yards ranked eighth.

Most receiving yards by rookie tight ends in 2022:

Player	Team	Draft Round (Overall)	Rec	Yards	Avg	TD	
1.	Chig Okonkwo	Ten	4 (143)	32	450	14.1	3
2.	Greg Dulcich	Den	3 (80)	33	411	12.5	2
3.	Cade Otton	TB	4 (106)	42	391	9.3	2
4.	Isaiah Likely	Bal	4 (139)	36	373	10.4	3
5.	Jelani Woods	Ind	3 (73)	25	312	12.5	3
6.	Daniel Bellinger	NYG	4 (112)	30	268	8.9	2
7.	Trey McBride	Ari	2 (55)	29	265	9.1	1
8.	Jake Ferguson	Dal	4 (129)	19	174	9.2	2
9.	Connor Heyward	Pit	6 (208)	12	151	12.6	1
10.	Teagan Quitoriano	Hou	5 (170)	7	113	16.1	2
	James Mitchell	Det	5 (177)	11	113	10.3	1

FRANCHISE ROOKIE TIGHT ENDS

In 2022, **Chig Okonkwo** had one of the most productive seasons in franchise history by a rookie tight end. His 450 receiving yards established a new record for Titans/Oilers rookies at his position, while his 32 receptions tied for the third-best total among the organization's rookies at his position. The fourth-round pick from the University of Maryland also became the second Titans/Oilers rookie tight end with three or more touchdown receptions, joining **Chris Dressel**, who had four touchdown catches after entering the NFL in 1983.

Most receiving yards by a rookie tight end in franchise history:

Player	Rookie Year	Receiving Yards	
1.	Chig Okonkwo	2022	450
2.	Ben Troupe	2004	329
3.	Chris Dressel	1983	316
4.	Bo Scaife	2005	273
5.	Willie Frazier	1964	227

Most receptions by a rookie tight end in franchise history:

Player	Rookie Year	Receptions	
1.	Bo Scaife	2005	37
2.	Ben Troupe	2004	33
3.	Chig Okonkwo	2022	32
	Chris Dressel	1983	32
5.	Erron Kinney	2000	19

Most touchdown receptions by a rookie tight end in franchise history:

Player	Rookie Year	TD Receptions	
1.	Chris Dressel	1983	4
2.	Chig Okonkwo	2022	3
3.	Jonnu Smith	2017	2
	Bo Scaife	2005	2
	Willie Frazier	1964	2

MORE TITANS TIGHT ENDS


86 - TE KEVIN RADER

6-4, 250, 2nd Year, Youngstown State

- Kevin Rader was signed by the Titans to the practice squad on Sept. 1, 2022 and signed to the 53-man roster on Sept. 22, 2022.
- In 2022, he appeared in 14 games with two starts and ranked fourth on the team with nine special teams tackles.
- Prior to joining the Titans, Rader appeared in seven career NFL games, all with the Pittsburgh Steelers. His totals included two receptions for eight yards and three special teams tackles.
- In 2021, Rader registered six games played, one start and two receptions for eight yards with the Steelers.
- After originally entering the NFL as an undrafted free agent with the Green Bay Packers in 2018, Rader spent the majority of 2019 and 2020 on the Steelers practice squad.
- A native of Pittsburgh, Pa., Rader played 42 games for Youngstown State University, totaling 44 receptions for 601 yards and four touchdowns during his college career.

2022 Game Notes:

- **Against Las Vegas (9/25)**, made his Titans debut.
- **At Washington (10/9)**, led the team with a career-high three special teams tackles.




87 - TE GEOFF SWAIM

6-4, 260, 7th Year, Texas

- Swaim was signed by the Titans prior to the start of the 2020 season.
- In 2022, he played in all 17 games with 13 starts. His totals included 12 receptions for 58 yards and a touchdown.
- In 2021, he established career highs with 16 games played, 16 starts, 31 receptions and three touchdown catches. His 210 receiving yards ranked second in his career. He also started the team's divisional playoff contest.
- Originally a seventh-round pick by the Cowboys in the 2015 NFL Draft, Swaim played in 43 total games over five seasons with the Cowboys (2015-18) and the Jaguars (2019). His career totals in that time included 48 catches for 401 yards and a touchdown in his career.
- In 2020, he appeared in 10 games (eight starts) in his first season in Tennessee. He produced nine receptions for 83 yards and one touchdown and helped block for Derrick Henry's 2,027-yard rushing season. Swaim started one playoff game with one reception for five yards.
- As a senior at the University of Texas, he started all 13 games, spending most of his time helping block for a running game that rushed for 1,786 yards and seven touchdowns. He totaled 13 catches for 84 yards.
- A native of Chico, Calif., Swaim played at Butte College in Oroville, Calif., for two years prior to transferring to Texas.

2022 Game Notes:

- **Against New York Giants (9/11)**, tied for second on the team with three receptions, totaling 19 yards.
- **Against Las Vegas (9/25)**, totaled 19 yards and a touchdown on three receptions. He registered his first touchdown catch of the season on a two-yard pass from Ryan Tannehill in the first quarter.



TITANS WIDE RECEIVERS

No.	Name	Ht	Wt	Exp	College
80	Board, C.J.	6-1	181	4	Chattanooga
16	Burks, Trelon	6-2	225	R	Arkansas
19	Conley, Chris	6-3	205	8	Georgia
8	Hollister, Cody	6-4	220	3	Arkansas
13	McMath, Racey	6-3	217	2	Louisiana State
18	Philips, Kyle	5-11	189	R	UCLA
15	Westbrook-Ikhine, Nick	6-2	211	3	Indiana
2	Woods, Robert	6-0	195	10	Southern California

#16 • WR TREYLON BURKS

6-2, 225, Rookie, Arkansas

[Click for complete bio](#)



Wide receiver **Trelon Burks** was selected by the Titans in the first round (18th overall) of the 2022 NFL Draft.

As a rookie, Burks appeared in 11 games with six starts, totaling 33 receptions for 444 yards and one touchdown. His reception total tied for third place on the team, while his yardage total tied for third on the squad. Among NFL rookies in 2022, Burks' 444 receiving yards ranked ninth.

In three seasons (2019-21) at the University of Arkansas, Burks appeared in 32 career games with 30 starts. He totaled 146 receptions for 2,399 yards and 18 touchdowns to go along with 32 rushing attempts for 222 yards and one score. He returned 13 punts for 134 yards (10.3-yard average) and returned 11 kickoff returns for 226 yards (20.5 avg.).

At the conclusion of his collegiate career, he ranked sixth in Razorbacks history in career receptions and receiving yards, and his touchdown reception total tied for fifth all-time. He set an Arkansas record with 10 career 100-yard receiving games, including a school-record six 100-yard receiving performances in his final year.

Burks earned All-SEC honors in each of his three seasons: in 2019, second-team All-SEC as a returner and All-Freshman as a receiver; second-team All-SEC in 2020; and first-team All-SEC in 2021.

The Warren, Ark., native was drafted with the highest pick of any Arkansas player since **Darren McFadden** was taken fourth overall in 2008, and Burks was the first Arkansas wide receiver to be selected in the first round since **Matt Jones** was taken 21st overall by Jacksonville in 2006.

As a junior in 2021, Burks was named first-team All-SEC after totaling 66 receptions (seventh in the SEC) for 1,104 yards (fourth) and 11 touchdowns (fourth). His 92.0 receiving yards per game ranked third in the SEC behind only **Jameson Williams** (104.8) and **Wan'Dale Robinson** (102.6).

As a sophomore in 2020, he was named second-team All-SEC after contributing 51 receptions for 820 yards and seven touchdowns. His 91.1 receiving yards per game ranked third in the SEC behind only **Elijah Moore** (149.1) and **DeVonta Smith** (142.8).

2022 Game Notes:

- **Against New York Giants (9/11)**, made his NFL debut and caught three passes for 55 yards. He tied for second place on the team in receptions. Since 1970, his 55 receiving yards ranked sixth among Titans/Oilers rookies and first-year players in a Week 1 game. He picked up 20 yards and a first down on his first NFL reception in the first quarter. The catch led to a Titans touchdown on the next play. He also recorded a 27-yard catch in the third quarter.
- **At Buffalo (9/19)**, registered his first career start. He led the team with 47 receiving yards and tied for the team lead with four receptions.
- **Against Las Vegas (9/25)**, caught one pass for 13 yards and added eight yards on a rushing attempt.
- **At Indianapolis (10/2)**, caught two passes for 14 yards and added a four-yard rushing attempt for a first down before exiting the contest with an injury in the fourth quarter.
- Placed on injured reserve on Oct. 8, 2022.



#15 • WR NICK WESTBROOK-IKHINE

6-2, 211, 3rd Year, Indiana

[Click for complete bio](#)



Wide receiver **Nick Westbrook-Ikhine** completed his third NFL season in 2022. He was originally signed by the Titans as a rookie free agent on May 7, 2020.

From the beginning of 2021, his second year in the NFL, through his third year, Westbrook-Ikhine led the Titans in receiving yards (873) and touchdown catches (seven), and his 63 receptions in that time tied for first place.

In 2022, Westbrook-Ikhine appeared in all 17 games with a career-high 13 starts. He posted 25 catches for 397 yards and three touchdowns.

In 2021, he played in 16 games with seven starts. He ranked second on the team and set career highs with 38 receptions, 476 receiving yards and four touchdown catches, and he added three tackles on special teams. Westbrook-Ikhine was named the team's 2021 recipient of the Ed Block Courage Award.

As a rookie in 2020, he appeared in 14 games with one start and totaled three receptions for 33 yards, two special teams tackles and one reception for a two-point conversion. In one playoff game, he registered two catches for 17 yards and a special teams tackle.

A native of Lake Mary, Fla., he appeared in 52 games with 36 starts at Indiana University, where he totaled 144 receptions for 2,226 yards with 16 touchdowns over four seasons. He ranked sixth in school history in catches, seventh in yardage and touchdowns, and tied for seventh in 100-yard receiving games (six). He became the seventh Hoosier to reach 125 receptions and 2,000 yards. As a senior in 2019, he caught 42 passes for 572 yards and five touchdowns.

2022 Game Notes:

- **Against New York Giants (9/11)**, caught one pass for 13 yards.
- **At Buffalo (9/19)**, registered one reception for 13 yards to help set up a Titans touchdown on the following play.
- **Against Las Vegas (9/25)**, caught three passes for 40 yards (long of 15), earning a first down on each of his receptions.
- **At Washington (10/9)**, led the team with 72 receiving yards on a pair of receptions. He helped set up the go-ahead touchdown with a 61-yard reception in the third quarter, tallying the longest catch of his career.
- **Against Denver (11/13)**, led the team and set career highs with 119 yards and two touchdowns on five receptions (tied for team lead). It was his second career 100-yard receiving game. In the first quarter, he gained 25 yards on a catch. In the second quarter, he caught a nine-yard touchdown pass from Ryan Tannehill to cap a drive in which he totaled three catches for 31 yards. In the third quarter, he recorded a career-long 63-yard touchdown pass on a flea-flicker, topping his previous long of 61 yards at Washington on Oct. 9, 2022. It was the team's longest reception since Corey Davis' 75-yard touchdown against Detroit on Dec. 20, 2020.
- **At Green Bay (11/17)**, caught two passes for 28 yards, including a 19-yarder.
- **Against Cincinnati (11/27)**, tied for the team lead with four receptions for 58 yards, including a 25-yard catch in the first quarter and a 20-yard reception in the second quarter.
- **Against Jacksonville (12/11)**, totaled 23 yards and a touchdown



- Activated from injured reserve on Nov. 12, 2022.
- **Against Denver (11/13)**, returned to action after missing four games on injured reserve. He totaled 24 yards on three receptions, including a 15-yard grab.
- **At Green Bay (11/17)**, led the team and established career highs with seven receptions and 111 receiving yards to notch his first career 100-yard receiving game. He posted a 43-yard reception to convert a third down in the first quarter. Late in the fourth quarter, he helped cement the outcome with a career-long 51-yard catch, allowing the offense to run out the clock on the ensuing set of downs. He became the team's first rookie since A.J. Brown in 2019 to record a 100-yard receiving game.
- **Against Cincinnati (11/27)**, tied for the team lead with four receptions and finished second on the team with 70 receiving yards. In the second quarter, he scored his first NFL touchdown by recovering the ball in the end zone after it was fumbled by Derrick Henry. Burks was the first Titans offensive player to recover a fumble in the end zone for a touchdown since tight end Anthony Firkser against Houston on Nov. 21, 2021. He caught a 51-yard pass from Ryan Tannehill in the third quarter to tie his career long and give him consecutive games with a 51-yard catch. He became the team's first player since A.J. Brown in 2019 (Dec. 8-15) and the NFL's fourth player in 2022 to have a catch of at least 50 yards in back-to-back games.
- **At Philadelphia (12/4)**, started and recorded his first NFL touchdown reception on a 25-yard pass from Ryan Tannehill in the first quarter. It was his second consecutive week to score a touchdown after recovering a fumble in the end zone the previous week against Cincinnati. Burks was forced to exit the game after the play with an injury.
- **Against Jacksonville (12/11)** and **at Los Angeles Chargers (12/18)**, he was inactive with a concussion.
- **Against Houston (12/24)**, returned to the field after missing two games with an injury and rushed for a 15-yard gain in the third quarter.
- **Against Dallas (12/29)**, recorded a team-high 66 yards on four receptions and added 20 rushing yards on one attempt for a total of 86 scrimmage yards. He accounted for three of the team's five longest plays in the game, including a 30-yard reception to set up a field goal to end the first half. In the third quarter, he converted a third-and-six with a 21-yard reception. In the fourth quarter, he was credited with 20 rushing yards on a reverse.
- **At Jacksonville (1/7)**, caught four passes for 19 yards.

Burks' 2022/Career Regular Season Statistics:

Year	Team	GP	GS	Rec	Yds	Avg	Lg	TD
2022	Ten	11	6	33	444	13.5	51	1

Burks' Regular Season Single-Game Highs:

Receptions - 7 at Green Bay (11/17/22)

Receiving Yards - 111 at Green Bay (11/17/22)

Long Reception - 51 (Twice, last vs. Cincinnati, 11/27/22)

Receiving Touchdowns - 1 at Philadelphia (12/4/22)

Burks' Career College Statistics:

Year	Team	GP	GS	Rec	Yds	Avg	Lg	TD
2019	Ark	11	9	29	475	16.4	38	0
2020	Ark	9	9	51	820	16.1	68t	7
2021	Ark	12	12	66	1,104	16.7	91t	11
Totals		32	30	146	2,399	16.4	91t	18

on three receptions. He caught a two-yard touchdown pass from Ryan Tannehill in the fourth quarter. It was his third touchdown catch of 2022 and his seventh career touchdown reception.

- **Against Houston (12/24)**, totaled 23 yards on a pair of catches, including a 14-yard grab.
- **Against Dallas (12/29)**, caught one pass for four yards.

Westbrook-Ikhine's Career Regular Season Statistics:

Year	Team	GP	GS	Rec	Yds	Avg	Lg	TD
2020	Ten	14	1	3	33	11.0	19	0
2021	Ten	16	7	38	476	12.5	46	4
2022	Ten	17	13	25	397	15.9	63t	3
Totals		47	21	66	906	13.7	63t	7

Westbrook-Ikhine's Career Postseason Statistics:

Year	Team	GP	GS	Rec	Yds	Avg	Lg	TD
2020	Ten	1	0	2	17	8.5	12	0
2021	Ten	1	0	0	0	-	0	0
Totals		2	0	2	17	8.5	12	0

Westbrook-Ikhine's Regular Season Single-Game Highs:

- Receptions** - 7 vs. Houston (11/21/21)
- Receiving Yards** - 119 vs. Denver (11/13/22)
- Long Reception** - 63t vs. Denver (11/13/22)
- Receiving Touchdowns** - 2 vs. Denver (11/13/22)


Westbrook-Ikhine's Playoff Single-Game Highs:

- Receptions** - 2 vs. Baltimore (1/10/21)
- Receiving Yards** - 17 vs. Baltimore (1/10/21)
- Long Reception** - 12 vs. Baltimore (1/10/21)

#2 • WR ROBERT WOODS

6-0, 195, 10th Year, Southern California

[Click for complete bio](#)



Wide receiver **Robert Woods** completed his 10th NFL season and his first campaign with the Titans in 2022. He was acquired in a March 2022 trade in which the Titans sent a 2023 sixth-round draft pick to the Los Angeles Rams in exchange for Woods.

During his first season with the Titans, Woods played in all 17 games with 15 starts. He led the offense with 53 receptions and 527 receiving yards while adding a pair of touchdowns. It was his 10th consecutive season with at least 500 receiving yards, which tied DeAndre Hopkins for the longest active streak in the NFL at the end of 2022. He also returned 11 punts for 90 yards (8.2 avg.).

Prior to arriving in Tennessee, Woods produced 570 receptions for 7,077 yards with 35 touchdown catches in 125 career games. He added 74 rushing attempts for 507 yards and five scores.

Woods entered the league as a second-round pick of the Buffalo Bills in the 2013 NFL Draft out of Southern California and spent his first four NFL seasons with the club. In 57 games with the Bills, he caught 203 passes for 2,451 yards and 12 touchdowns.

In 2017, he went to Los Angeles as an unrestricted free agent and in the next five years totaled 367 receptions for 4,626 yards and 23 receiving for the Rams, culminating with the Rams' Super Bowl LVI championship to conclude the 2021 season.

Woods missed the final eight games of the 2021 regular season and the entire postseason due to a knee injury, but prior to being placed on injured reserve he registered 45 catches for 556 yards and four touchdowns.

In 2020, Woods tied a career-best with 90 receptions for 936 yards with six touchdowns. It was his second consecutive season with 90 catches after reaching the mark in 2019.

In 2018, Woods posted 86 receptions for a career-high 1,219 yards with six touchdowns in his first season with the Rams. His six touchdown catches also established a career high.

The Gardena, Calif., native started all 38 games in his three-year career at the University of Southern California and finished his career as the Trojans' all-time leader with 252 receptions. He placed eighth in program history with 2,930 receiving yards and second with 32 receiving touchdowns.



2022 Game Notes:

- **Against New York Giants (9/11)**, made his Titans debut and caught one pass for 13 yards in the first quarter.
- **At Buffalo (9/19)**, tied for the team lead with four receptions for 39 yards, including a 17-yard catch.
- **Against Las Vegas (9/25)**, led the team with 85 receiving yards on four catches, including a 41-yard reception in the first quarter. He also handled punt returns, totaling 21 yards on one attempt. His 85 receiving yards made up his highest total since a 98-yard outing against the Titans as a member of the Los Angeles Rams on Nov. 7, 2021.
- **At Indianapolis (10/2)**, tied for the team lead with four receptions for 30 yards, including a touchdown catch. He scored his first touchdown in a Titans uniform on a seven-yard pass from Ryan Tannehill in the first quarter.
- **At Washington (10/9)**, tied for the team lead with four receptions for 37 yards, producing his fourth consecutive game with at least four receptions.
- **Against Indianapolis (10/23)**, tied for the team lead with three receptions for 26 yards.
- **At Houston (10/30)**, led the team with two receptions and 26 receiving yards, and he totaled 40 yards on four punt returns, including a 16-yarder that was the second-longest punt return of his career. Late in the fourth quarter, he recovered an onside kick late to seal the victory.
- **At Kansas City (11/6)**, returned two punts for 11 yards.
- **Against Denver (11/13)**, caught two passes for 10 yards.
- **At Green Bay (11/17)**, registered six receptions for 69 yards, including a 32-yard catch in the third quarter that was the 600th reception of his NFL career. The catch led to a Titans touchdown three plays later. It was his 37th career game with at least six catches.
- **Against Cincinnati (11/27)**, posted two receptions for 16 yards.
- **At Philadelphia (12/4)**, caught one pass for six yards.
- **Against Jacksonville (12/11)**, caught five passes for 49 yards, including an 18-yard catch on the team's opening drive that led to a touchdown three plays later.
- **At Los Angeles Chargers (12/18)**, posted two catches for 12 yards.
- **Against Houston (12/24)**, led the team with four receptions and 30 receiving yards.
- **Against Dallas (12/29)**, led the team with five receptions for 39 yards, including a touchdown. He recorded his second touchdown of the season (37th career) on a seven-yard pass from Joshua Dobbs in the third quarter.
- **At Jacksonville (1/7)**, tied for the team lead with four receptions and finished second with 40 receiving yards. He reached the 50-catch mark for the seventh time in his career and the 500-yard receiving mark for the 10th consecutive season in his career.

Woods' Career Regular Season Statistics:

Year	Team	GP	GS	Rec	Yds	Avg	Lg	TD
2013	Buf	14	14	40	587	14.7	57	3
2014	Buf	16	15	65	699	10.8	37	5
2015	Buf	14	9	47	552	11.7	37	3
2016	Buf	13	10	51	613	12.0	34	1
2017	LAR	12	11	56	781	13.9	94t	5
2018	LAR	16	16	86	1,219	14.2	39t	6
2019	LAR	15	15	90	1,134	12.6	48	2
2020	LAR	16	16	90	936	10.4	56t	6
2021	LAR	9	9	45	556	12.4	28	4
2022	Ten	17	15	53	527	9.9	41	2
Totals		142	130	623	7,604	12.2	94t	37

Woods' Career Postseason Statistics:

Year	Team	GP	GS	Rec	Yds	Avg	Lg	TD
2017	LAR	1	1	9	142	15.8	38	0
2018	LAR	3	3	17	172	10.1	18	0
2020	LAR	2	2	12	96	8	20	1
2021	LAR	0	0	Injured Reserve				
Playoff Totals		6	6	38	410	10.8	38	1

Woods' Regular Season Single-Game Highs:

- Receptions** - 13 (Twice, last at Arizona 12/1/19)
- Receiving Yards** - 172 at Arizona (12/1/19)
- Long Reception** - 94t vs. Houston (11/12/17)
- Receiving Touchdowns** - 2 (Three times, last vs. L.A. Chargers, 9/23/18)
- Rushes** - 4 (Twice, last vs. Chicago, 10/26/20)
- Rushing Yards** - 53 at Seattle (10/7/18)
- Long Rush** - 56 at Seattle (10/7/18)
- Rushing Touchdowns** - 1 (Five times, last at Houston, 10/31/21)

Woods' Playoff Single-Game Highs:

- Receptions** - 9 vs. Atlanta (1/6/18)
- Receiving Yards** - 142 vs. Atlanta (1/6/18)
- Long Reception** - 38 vs. Atlanta (1/6/18)
- Receiving Touchdowns** - 1 at Seattle (1/9/21)
- Rushes** - 2 at New Orleans (1/20/19)
- Rushing Yards** - 9 vs. Dallas (1/12/19)
- Long Rush** - 9 vs. Dallas (1/12/19)

500 REC. YARDS IN 10 CONSECUTIVE SEASONS

The 2022 season was the 10th consecutive campaign to begin his career in which **Robert Woods** recorded at least 500 receiving yards. Woods and **DeAndre Hopkins** concluded the season tied for the longest such active streaks in the NFL.

Longest active streaks with 500 receiving yards in a season (through 2022):

Player	Current Team	Consecutive Seasons/Active
1. Robert Woods	Tennessee Titans	10
DeAndre Hopkins	Arizona Cardinals	10
3. Travis Kelce	Kansas City Chiefs	9
Mike Evans	Tampa Bay Buccaneers	9
Brandin Cooks	Houston Texans	9
6. Stefon Diggs	Buffalo Bills	8
Tyler Lockett	Seattle Seahawks	8
Amari Cooper	Cleveland Browns	8
Marvin Jones	Jacksonville Jaguars	8
10. Tyreek Hill	Miami Dolphins	7
Davante Adams	Las Vegas Raiders	7

7,000 RECEIVING/500 RUSHING YARDS

In 2021, **Robert Woods** moved past the 7,000-yard career receiving mark and the 500-yard career rushing mark. In doing so, he joined **Jerry Rice** and **Andre Reed** as the only wide receivers since the 1970 NFL-AFL merger to reach both numbers in a career. **Tyreek Hill** later accomplished the feat in 2022.

Wide receivers from 1970 to 2022 with 7,000 receiving yards and 500 rushing yards:

Player	Years	Receiving Yards	Rushing Yards
Jerry Rice	1985–2004	22,895	645
Andre Reed	1985–2000	13,198	500
Robert Woods	2013–2022	7,604	507
Tyreek Hill	2016–2022	8,340	751

MORE TITANS WIDE RECEIVERS

80 - WR C.J. BOARD

6-1, 181, 4th Year, Chattanooga



- The Titans signed C.J. Board to the team's practice squad during Week 7 of the 2022 season and promoted him to the 53-man roster in Week 11.
- In 2022, Board appeared in four games for the Titans before ending the campaign on injured reserve. He led the team with 147 yards on a team-high 14 punt returns (10.5 avg.) and added four kickoff returns for 82 yards (20.5 avg.).
- Prior to joining the Titans, he totaled 17 career receptions for 183 yards, three punt returns for 39 yards (13.0 avg.), and 13 kickoff returns for 127 yards (9.8).
- From 2020 to 2021, he played in 20 games for the New York Giants, recording 15 receptions for 152 yards with four special teams tackles.
- He has also spent time with the Cleveland Browns (2018) and Jacksonville Jaguars (2019).
- A native of Clarksville, Tenn., he appeared in 47 games over four seasons at Chattanooga (2013-16), where he totaled 146 receptions for 2,032 yards and 10 touchdowns. As a senior (2016), he caught 46 passes for 725 yards and five touchdowns.
- 2022 Game Notes:**
 - **Against Denver (11/13)**, saw action for the first time in a Titans uniform and returned four punts for 51 yards (12.8 avg.), including a 17-yard return in the first quarter. He also caught a Ryan Stonehouse punt on the coverage unit to down the ball at Denver's six-yard line in the first quarter.
 - **At Philadelphia (12/4)**, averaged 10.5 yards on four punt returns and 20.7 yards on three kickoff returns. He also caught one pass for six yards and downed a Titans punt at Philadelphia's four-yard line.
 - Placed on injured reserve on Dec. 17.

19 - WR CHRIS CONLEY


6-3, 205, 8th Year, Georgia



- Chris Conley initially joined the Titans off the Kansas City Chiefs' practice squad on Oct. 25, 2022. He was released by the Titans on Nov. 16, re-signed to the practice squad on Nov. 21, and then re-signed to the 53-man roster on Dec. 10.
- In 2022, Conley appeared in seven contests with one start for the Titans, registering four catches for 46 yards.
- Prior to joining the Titans, he totaled 102 games and 62 starts with the Chiefs (2015-18), Jacksonville Jaguars (2019-20) and Houston Texans (2021-22), totaling 213 receptions for 2,807 yards and 15 touchdowns.
- He also appeared in five total playoff games before arriving in Tennessee (two starts), totaling eight receptions
- In 2021, he appeared in 16 games for the Texans with 10 starts and tallied 22 catches for 323 yards and a pair of touchdowns.
- With the Jaguars in 2019, he set career highs with 47 receptions and 775 receiving yards and matched his career high of five touchdowns.
- A native of Dallas, Ga., he played four seasons at the University of Georgia and totaled 177 receptions for 1,938 yards and 20 touchdowns.
- 2022 Game Notes:**
 - **Against Jacksonville (12/11)**, registered a 27-yard reception during a touchdown drive in the fourth quarter.
 - **At Los Angeles Chargers (12/18)**, established a season high with three receptions for 19 yards.

8 - WR CODY HOLLISTER

6-4, 216, 3rd Year, Arkansas



- Cody Hollister joined the Titans in 2019 and has spent most of his time since then on the team's practice squad and active roster.
- In 2022, Hollister set career highs with 11 games played and three starts before finishing the season on injured reserve. He notched a career-high 54 receiving yards on three catches.
- In 2021, he spent the final seven games of the regular season and the postseason on the Titans practice squad. He appeared in three games with one start, totaling 33 yards on four receptions.
- In 2020, Hollister spent the majority of the season on the practice squad after initially making the 53-man roster in Week 1. He appeared in two total games and caught one pass for 12 yards.
- He initially signed with the Titans as a free agent following a tryout during

2019 rookie minicamp. During the 2019 season he appeared in five games and posted two catches for 13 yards on the season.

- Originally signed by the New England Patriots as an undrafted free agent following the 2017 NFL Draft.
- The Bend, Ore., native played in 29 games with 12 starts at Arkansas and caught 27 passes for 342 yards and a touchdown. Also rushed twice for 48 yards and one score.

2022 Game Notes:

- **Against Indianapolis (10/23)**, tied his career high with two catches and set a career high with 32 receiving yards. It was his third career game with a pair of receptions (last at New England on Nov. 28, 2021). His previous single-game high for receiving yards was 22 at New England on Nov. 28, 2021. He recorded the longest catch of his career on a 27-yard pass from Ryan Tannehill in the first quarter, leading to a Titans field goal. His previous long reception was a 22-yarder at New England on Nov. 28, 2021.
- Placed on injured reserve on Dec. 5, 2022.

13 - WR RACEY McMATH

6-3, 217, 2nd Year, Louisiana State

- The Titans selected Racey McMath with the 205th overall pick in the sixth round of the 2021 NFL Draft.
- In 2022, he appeared in five games, totaling 40 yards on a pair of receptions.
- In 2021, he caught two passes for eight yards and added four special teams tackles in nine games.
- A native of New Orleans, La., he spent four seasons at LSU, appearing in 34 total games with six starts, 33 receptions for 522 yards and four touchdowns. He was a key contributor during the Tigers' 2019 national championship campaign.
- As a senior (2020), started all six games in which he appeared and caught 14 passes for 195 yards and one touchdown. Added a pair of special teams tackles and a forced fumble.
- In 2019, he appeared in 14 games producing career highs with 17 receptions, 285 receiving yards and three touchdowns during a national championship season.




2022 Game Notes:

- Placed on injured reserve on Aug. 31, 2022.
- Activated from injured reserve on Dec. 10, 2022.
- **Against Dallas (12/29)**, recorded a career-long 39-yard catch in the second quarter.

18 - WR KYLE PHILIPS

5-11, 189, Rookie, UCLA

- The Titans selected Kyle Philips with the 163rd overall pick in the fifth round of the 2022 NFL Draft.
- As a rookie in 2022, Philips appeared in four games before ending the campaign on injured reserve. He totaled eight receptions for 78 yards and five punt returns for 62 yards (12.4 avg.).
- Started 23 of his 34 games during a four-year career at UCLA, where he totaled 163 receptions for 1,821 yards and 17 touchdowns. He added 25 punt returns for 496 yards (19.8 avg.) with two touchdowns.
- He registered at least one reception in 32 of his 34 college games, including a streak of 29 straight games to end his career.
- At the end of his UCLA career, he ranked fourth on the school's all-time career receptions list. He was the first Bruin to lead the team in receptions in three straight seasons since Craig Bragg from 2001 to 2004.
- As a junior in 2021, he led the Bruins in receptions (59), receiving yards (739) and receiving touchdowns (10). He also led the team in punt returns (nine) and punt return average (22.6).
- As a redshirt freshman in 2019, he posted a career-high 60 receptions for 681 yards and five touchdowns.
- He is a native of San Marcos, Calif.



2022 Game Notes:

- **Against New York Giants (9/11)**, made his NFL debut and led the team with six receptions and 66 receiving yards. He added four punt returns for 62 yards and a 15.5-yard average. On the first punt return of his career in the first quarter, he gained 46 yards. In the third quarter, he registered his first career reception for 20 yards, and he added a 21-yard catch in the fourth quarter. Among all Titans/Oilers rookies since 1970, his six receptions tied Corey Davis (six receptions against Oakland on Sept. 10, 2017) for the second-best total in a Week 1 game, behind only Tajaé Sharpe's seven receptions against Minnesota on Sept. 11, 2016. Also since 1970, Philips' 66 receiving yards ranked fifth among franchise rookies in a Week 1 game.
- Placed on injured reserve on Oct. 25, 2022.



TITANS OFFENSIVE LINEMEN

CENTERS

No.	Name	Ht	Wt	Exp	College
60	Jones, Ben	6-3	308	11	Georgia
62	Levin, Corey	6-4	307	4	Chattanooga
52	Munyer, Daniel	6-1	305	5	Colorado

GUARDS

No.	Name	Ht	Wt	Exp	College
55	Brewer, Aaron	6-1	295	3	Texas State
64	Davis, Nate	6-3	316	4	Charlotte
73	Jones, Jamarco	6-4	293	5	Ohio State
67	Newman, Xavier	6-2	297	R	Baylor
75	Radunz, Dillon	6-6	301	2	North Dakota State
70	Roos, Jordan	6-3	302	3	Purdue

TACKLES

No.	Name	Ht	Wt	Exp	College
61	Clark, Le'Raven	6-5	319	7	Texas Tech
71	Daley, Dennis	6-6	326	4	South Carolina
77	Lewan, Taylor	6-7	309	9	Michigan
78	Petit-Frere, Nicholas	6-5	316	R	Ohio State

#55 • G/C AARON BREWER

6-1, 295, 3rd Year, Texas State

[Click for complete bio](#)



Aaron Brewer completed his third NFL season in 2022. He was signed by the Titans as an undrafted free agent on May 7, 2020.

In 2022, Brewer played in every game and started every game for the first time in his career. He started 15 contests at left guard and two games at center, and he helped running back **Derrick Henry** finish second in the NFL with 1,538 rushing yards.

In 2021, he appeared in 12 games with a career-high five starts, including three starts at right guard and two starts at left guard.

As a rookie in 2020, he appeared in 12 games with one start at left guard (Nov. 22 at Baltimore) before landing on reserve/COVID-19 for the postseason.

The Dallas, Texas, native appeared in 48 games with 47 consecutive starts in four seasons at Texas State. During his college career, he started at least five games at every position on the offensive line. He totaled eight starts at left tackle, seven starts at left guard, 15 starts at center, five starts at right guard and 12 starts at right tackle.

As a senior, he started all 12 contests at right tackle and earned All-Sun Belt second-team recognition. He was the highest-graded offensive lineman in the Sun Belt Conference (82.8) by Pro Football Focus, surrendering just three combined sacks and hits in 496 snaps in pass protection.

Brewer's Career Regular Season Games Played/Games Started:

Year	Team	GP	GS	Starts by Position
2020	Ten	12	1	LG-1
2021	Ten	12	5	LG-2, RG-3
2022	Ten	17	17	LG-15, C-2
NFL Totals		41	23	LG-18, RG-3, C-2

Brewer's Career Postseason Games Played/Games Started:

Year	Team	GP	GS	Starts by Position
2020	Ten	0	0	
2021	Ten	1	0	
Playoff Totals		1	0	

#64 • G NATE DAVIS

6-3, 316, 4th Year, Charlotte

[Click for complete bio](#)

Nate Davis completed his fourth NFL season in 2022. He was selected by the Titans in the third round (82nd overall) of the 2019 NFL Draft.

Davis' 2022 season came to an end when he was placed on injured reserve on Dec. 23 after 12 starts, all at right guard. It brought his career total to 54 starts at right guard.

Davis started 14 games at right guard in 2021. He helped the Titans finish fifth in the NFL in rushing (141.4 rushing yards per game), marking the third consecutive season the Titans ranked in the top five in rushing.

Davis was a part of a 2020 offense that tied for the second-overall ranking in the NFL (396.4 yards per game), finished second in rushing (168.1), and allowed the sixth-fewest sacks (25). Davis helped pave the way for **Derrick Henry** to produce the NFL's eighth all-time 2,000-yard rushing season (2,027).

As a rookie in 2019, Davis played in 13 games with 12 starts at right guard. It was the highest number of starts at guard by a Titans rookie since **Chance Warmack's** 16 starts in 2013. He also started all three of the team's postseason games.

In four seasons at Charlotte (2015-18), Davis appeared in 41 career games with 37 starts. A four-year starter on the offensive line, Davis started at guard from 2015-17 before switching to right tackle for his senior season in 2018.

He is a native of Ashburn, Va.

Davis' Career Regular Season Games Played/Games Started:


Year	Team	GP	GS	Starts by Position
2019	Ten	13	12	RG-12
2020	Ten	16	16	RG-16
2021	Ten	14	14	RG-14
2022	Ten	12	12	RG-12
NFL Totals		55	54	RG-54

Davis' Career Postseason Games Played/Games Started:

Year	Team	GP	GS	Starts by Position
2019	Ten	3	3	RG-3
2020	Ten	1	1	RG-1
2021	Ten	1	1	RG-1
Playoff Totals		5	5	RG-5

#60 • C BEN JONES

6-3, 303, 11th Year, Georgia

[Click for complete bio](#)

Center **Ben Jones** completed his 11th NFL season and his seventh campaign with the Titans in 2022. He was signed as an unrestricted free agent on March 10, 2016.

From 2012 through 2022, Jones appeared in 172 of 178 possible regular season games with 151 total starts. No NFL offensive lineman appeared in more games, and only guard **Kevin Zeitler** (166), center **Jason Kelce** (160) and tackle **Duane Brown** (155) started more games than Jones on the offensive line than Jones during that span. Zeitler (11,067), Kelce (10,916), Brown (10,102) and Jones (10,041) were also the only NFL offensive linemen to record at least 10,000 offensive snaps during those 11 seasons.

Jones also was a part of six playoff teams in his first 11 NFL seasons. He started a total of 10 playoff games during that time with the Texans (2012 and 2015) and Titans (2017, 2019-21).

From his arrival in Tennessee in 2016 through 2022, Jones started 108 games at center. During that time, the Titans ranked second in the NFL in rushing offense, averaging 135.9 rushing yards per game. Jones' first seven seasons with the Titans coincided with **Derrick Henry's** first seven NFL campaigns, during which time he led the league with 8,335 rushing yards and 78 rushing touchdowns.



In 2022, Jones was recognized with a Pro Bowl berth for the first time in his career after starting 12 games at center and helping Henry finish second in the NFL with 1,538 rushing yards. Jones concluded the season on injured reserve.

During the franchise's "Titans era," beginning in 1999, Jones' 108 starts at the conclusion of 2022 ranked eighth for the club. Among Titans offensive linemen, only **Michael Roos** (148), **Benji Olson** (139) and **David Stewart** (116) had more starts than Jones from 1999 through 2022.

Through the 2021 campaign, Jones started all but one game during his first six seasons in Tennessee. He was one of only eight offensive linemen to start at least 96 of a possible 97 games. The Titans finished in the top five in rushing in five of those six seasons, and they joined the Dallas Cowboys and Indianapolis Colts as the only teams in those six seasons to produce four individual 1,000-yard rushing seasons—three by Henry and one by **DeMarco Murray**.

In 2020, Jones started every game at center and was a part of an offense that tied for the second-overall ranking in the NFL (396.4 yards per game), finished second in rushing (168.1), and allowed the sixth-fewest sacks (25). He helped pave the way for Henry to produce the NFL's eighth all-time 2,000-yard rushing season (2,027).

In 2019, Jones captained an offensive line that helped Henry win the NFL's rushing title (1,540 yards). He started all three playoff games en route to an AFC Championship Game appearance.

On Dec. 12, 2019, Jones was named the Titans nominee for the Walter Payton NFL Man of the Year Award. Considered one of the league's most prestigious honors, the award recognizes an NFL player for outstanding community service activities off the field, as well as excellence on the field.

On Nov. 3, 2019, Jones' streak of 120 consecutive games played and 88 consecutive starts came to an end when he was deactivated with a concussion. At the time, Jones' consecutive games streak tied Kansas City's **Mitchell Schwartz** for the longest active streak in the NFL among offensive linemen, and his starting streak ranked first in the NFL among all centers.

Jones started all 16 games at center in 2018, registering a start in every contest for the fifth consecutive season, dating back to his third year in Houston (2014). Henry's 1,059 yards ranked seventh in the NFL and second in the AFC.

In 2017, Jones anchored an offensive line that helped the Titans return to the playoffs for the first time since 2008. He started every game at center.

In his first year in Tennessee, Jones played a critical role in an offensive turnaround. He was a key cog in helping the Titans finish 11th overall in offense, third in rushing and tied for seventh in fewest sacks allowed. Murray ranked third in the NFL and first in the AFC with 1,287 rushing yards.

Jones was originally selected by the Houston Texans in the fourth round (99th overall) of the 2012 NFL Draft. Over the following four seasons, he started contests at center and both guard spots. He was a starter on two playoff teams in Houston (2012 and 2015).

In 2015, Jones started every game at center, extending his streak of consecutive regular season games played to 64, which was the second-longest active streak among NFL centers at the conclusion of the season.

A native of Centreville, Ala., Jones attended the University of Georgia, where his 49 total starts ranked third in school annals. He was a two-time

All-SEC selection by the league's coaches and was named to Georgia's Team of the Decade. As a senior (2011), the team captain earned All-SEC first-team honors.

Jones' Career Regular Season Games Played/Games Started:

Year	Team	GP	GS	Starts by Position
2012	Hou	16	10	RG-10
2013	Hou	16	1	RG-1
2014	Hou	16	16	LG-16
2015	Hou	16	16	C-16
2016	Ten	16	16	C-16
2017	Ten	16	16	C-16
2018	Ten	16	16	C-16
2019	Ten	15	15	C-15
2020	Ten	16	16	C-16
2021	Ten	17	17	C-17
2022	Ten	12	12	C-12
NFL Totals		172	151	C-124, LG-16, RG-11

Jones' Career Postseason Games Played/Games Started:

Year	Team	GP	GS	Starts by Position
2012	Hou	2	2	RG-2
2015	Hou	1	1	C-1
2017	Ten	2	2	C-2
2019	Ten	3	3	C-3
2020	Ten	1	1	C-1
2021	Ten	1	1	C-1
Playoff Totals		10	10	C-8, RG-2

GAMES PLAYED BY O-LINEMEN SINCE 2012

From the beginning of his rookie season in 2012 through the 2022 campaign, Titans center **Ben Jones** played in 172 regular season games—more than any other NFL offensive lineman during that time frame. His 151 starts on the offensive line over that span ranked fourth in the league behind only **Kevin Zeitler** (166), center **Jason Kelce** (160) and tackle **Duane Brown** (155).

Most games played by NFL offensive linemen from 2012 to 2022:

Player	Games Played	Starts
1. Ben Jones	172	151
2. Kevin Zeitler	167	166
3. Riley Reiff	163	149
4. Jason Kelce	160	160
5. Duane Brown	155	155
6. Kelvin Beachum	152	147
7. Rodger Saffold	151	148
8. Andrew Whitworth	149	149
9. Alex Mack	148	148
10. Jake Matthews	145	145



#77 • T TAYLOR LEWAN

6-7, 309, 9th Year, Michigan
[Click for complete bio](#)



Tackle **Taylor Lewan** has spent nine seasons with the Titans since he was selected by the Titans with the 11th overall pick of the 2014 NFL Draft.

From 2014 through 2022, Lewan appeared in 105 games with 100 starts at left tackle. During the franchise's "Titans era," beginning in 1999, Lewan's 100 starts ranked 11th for the club. Among Titans offensive linemen, only **Michael Roos** (148), **Benji Olson** (139), **David Stewart** (116), **Ben Jones** (108) and **Brad Hopkins** (101) had more starts than Lewan from 1999 through 2022.

Lewan was placed on injured reserve on Sept. 24, 2022, ending his ninth season after two games.

In 2021, Lewan returned from a season-ending injury in 2020 to start in 13 games. He helped the Titans finish fifth in the NFL in rushing (141.4 rushing yards per game), marking the fifth time during his career in Tennessee that the offense ranked in the top five in rushing.

Lewan's 2020 season was cut short after he was placed on injured reserve on Oct. 19, 2020, one day after suffering a knee injury against the Houston Texans. He started each of the team's first five games of the season.

In 2019, Lewan registered 12 starts during the regular season, anchoring an offensive line that helped running back **Derrick Henry** win the NFL's rushing title (1,540 yards). He started all three playoff games, including the AFC Championship Game.

Lewan was named to the Pro Bowl for the third consecutive season in 2018. He played and started in 15 of the team's 16 games at left tackle, marking his fourth consecutive season with at least 15 starts.

In 2017, Lewan became the team's first offensive lineman to make multiple Pro Bowls since center **Kevin Mawae** from 2008–2009. Lewan started all 16 games for the second consecutive season in 2017 and added starts in both postseason contests.

In 2016, Lewan started all 16 games for the first time. The left tackle was the anchor a line that helped the Titans finish 11th overall in offense, third in rushing and tied for seventh in fewest sacks allowed.

In 2015, Lewan started the first 15 games of the season at left tackle before missing the finale with a concussion.

As a rookie in 2014, Lewan played in 11 games with six starts before suffering an ankle injury. He played as a reserve for the first five games and then started in six consecutive contests before the injury caused him to be inactive the final five weeks. For his efforts, Lewan was named to the Pro Football Writers of America All-Rookie Team.

In four seasons at Michigan, Lewan appeared in 50 games with 48 starts at left tackle. He started the final 41 games of his career and was named the Big Ten Conference Offensive Lineman of the Year in 2012 and 2013. As a senior in 2013, he started all 13 games at left tackle for the third consecutive season and was named second-team *Associated Press* All-American.

At the 2014 NFL Scouting Combine, he ran the 40-yard dash in 4.87 seconds, beating all other offensive linemen in his class and clocking the fourth-fastest time among offensive linemen in the last five years (2010-14). He also ranked among the top offensive linemen at the 2014 combine in the broad jump (first at nine feet, nine inches), vertical jump (tied for third at 30.5 inches) and three-cone drill (fourth at 7.39 seconds).

A native of Cave Creek, Ariz., Lewan became the first offensive tackle selected by the Titans/Oilers in the first round since tackle Hopkins (13th overall) in 1993.

Lewan's Career Regular Season Games Played/Games Started:

Year	Team	GP	GS	Starts by Position
2014	Ten	11	6	LT-6
2015	Ten	15	15	LT-15
2016	Ten	16	16	LT-16
2017	Ten	16	16	LT-16
2018	Ten	15	15	LT-15
2019	Ten	12	12	LT-12
2020	Ten	5	5	LT-5
2021	Ten	13	13	LT-13
2022	Ten	2	2	LT-2
NFL Totals		105	100	LT-100

2022 RECAP

DRAFT

TEAM NOTES

PLAYER NOTES

STATISTICS

ROSTERS

Lewan's Career Postseason Games Played/Games Started:

Year	Team	GP	GS	Starts by Position
2017	Ten	2	2	LT-2
2019	Ten	3	3	LT-3
2020	Ten	0	0	
2021	Ten	1	1	LT-1
Playoff Totals		6	6	LT-6

#78 • T NICHOLAS PETIT-FRERE

6-5, 316, Rookie, Ohio State

[Click for complete bio](#)



Nicholas Petit-Frere (pronounced "puh-TEET FRAIR") was selected by the Titans with the 69th overall pick in the third round of the 2022 NFL Draft.

As a rookie, Petit-Frere started 16 games at right tackle. He joined **Michael Roos** (2005), **Chance Warmack** (2013) and **Jack Conklin** (2016) as the only offensive linemen in the franchise's "Titans era" (1999–present) to start at least 16 games as a rookie. Petit-Frere helped running back **Derrick Henry** rush for 1,538 yards, which ranked second in the NFL.

In four seasons at Ohio State, Petit-Frere saw action in 35 career games with 20 starts. He was a member of three consecutive Big Ten Conference championship teams (2018-20) and was a part of two Ohio State teams that qualified for the College Football Playoffs (2019-2020).

As a junior in 2021, he was named first team All-Big Ten by both the coaches and media after starting all 12 games at left tackle, helping Ohio State lead the nation in total offense and scoring offense. He added first-team All-American honors by the Football Writers Association of America and CBS Sports.

As a sophomore in 2020, he received second-team All-Big Ten honors after starting seven games at right tackle for the eighth-ranked rushing attack in the country. He was an Academic All-Big Ten selection.

Petit-Frere is a native of Tampa, Fla.

Petit-Frere's 2022/Career Regular Season Games Played/Games Started:

Year	Team	GP	GS	Starts by Position
2022	Ten	16	16	RT-16

Petit-Frere's College Games Played/Games Started:


Year	Team	GP	GS	Starts by Position
2018	Ohio St	3	0	
2019	Ohio St	13	1	LT-1
2020	Ohio St	7	7	RT-7
2021	Ohio St	12	12	LT-12
Playoff Totals		35	20	LT-13, RT-7



MORE TITANS OFFENSIVE LINEMEN

61 - T Le'RAVEN CLARK

6-5, 319, 7th year, Texas Tech



➤ Le'Raven Clark was signed by the Titans as a free agent off the Philadelphia Eagles practice squad on Sept. 27, 2022.

➤ In his first season in Tennessee, Clark appeared in 13 games with a pair of starts—one at right tackle (Dec. 29 against Dallas) and as an extra tight end (Dec. 11 against Jacksonville).

➤ Prior to 2022, Clark spent five seasons with the Indianapolis Colts (2016-20) and one campaign with the Eagles (2021). During that time, he played in 51 games with 16 starts—six starts at left tackle, six at right guard and four at right tackle.

➤ In 2021, Clark played in four games with one start at right tackle for the Eagles.

➤ Clark was originally selected by the Indianapolis Colts in the third round (82nd overall) of the 2016 NFL Draft.

➤ At Texas Tech, he started 51 games for the Red Raiders and was a team captain as a senior.

71 - OL DENNIS DALEY

6-6, 326, 4th year, South Carolina



➤ Dennis Daley was acquired by the Titans in a trade with the Carolina Panthers on Aug. 29, 2022. The Titans received Daley and a 2024 seventh-round draft pick in exchange for a fifth-rounder in 2024.

➤ In his first year in Tennessee, Daley saw action in all 17 games with 15 starts at left tackle. He helped running back Derrick Henry rush for 1,538 yards, which ranked second in the NFL.

➤ Prior to joining the Titans, Daley played in a total of 34 games with the Panthers, including 21 starts on the offensive line. He started 13 games at left tackle, seven at left guard and one at right guard.


➤ In 2021, he played in 15 games for Carolina, logging four starts at left guard, four starts at left tackle and one start at right guard.

➤ A native of Columbia, S.C., Daley entered the NFL as a sixth-round selection (212th overall) by the Panthers in the 2019 NFL Draft.

➤ After beginning his college career at Georgia Military College, Daley played his final two seasons at the University of South Carolina. For the Gamecocks, he started 23 of the last 24 games of his career, registering starts at both left tackle and guard, and earning SEC Academic honors.

73 - OL JAMARCO JONES

6-4, 293, 5th year, Ohio State



➤ Jamarco Jones was signed by the Titans as an unrestricted free agent on March 17, 2022.

➤ In his first season in Tennessee, he did not appear in a game and was placed on injured reserve on Sept. 22, 2022.

➤ Prior to joining the Titans, Jones appeared in 36 games with seven starts over three seasons with the Seahawks (2019-21) after missing his entire rookie campaign while on injured reserve. His seven starts came at four different positions: right guard (3), right tackle (2), left guard (1) and left tackle (1).

➤ In 2021, he saw action in 10 games with two starts (one at right tackle, one at left guard). He was placed on injured reserve on Nov. 29 and missed five games before returning to the roster on Jan. 1.

➤ In 2019, he set career highs with 15 games played and three starts. He also started both postseason games at left guard.

➤ A native of Chicago, Ill., Jones was a two-year starter at Ohio State, where he appeared in 50 total games and started 27 consecutive contests at left tackle. He was a two-time All-Big Ten honoree. He was a part of Ohio State's national championship squad as a freshman in 2014.

62 - C/G COREY LEVIN**6-4, 307, 3rd year, Chattanooga**

- Corey Levin was claimed by the Titans off waivers from the New York Jets on Sept. 1, 2021, rejoining the team that selected him in the sixth round (217th overall) of the 2017 NFL Draft. After spending the first four games of 2021 on the practice squad, he was signed to the 53-man roster on Oct. 8.
- In 2022, he appeared in all 17 games, including starts at center in the final three games of the season.
- In 2021, he appeared in 12 games as a reserve.
- He played in 16 games during his previous stint with the Titans (2017-18) before spending time with Denver and Chicago in 2019 and New England in 2020. He signed with the Jets during the 2021 offseason and was there through the 2021 preseason.
- In 2018, he appeared in all 16 games for the Titans with one start (Oct. 21 vs. the Chargers in London).
- As a rookie in 2017, Levin spent the entire season on the 53-man roster but did not see game action. He was inactive 14 times and did not play in two other contests.
- A native of Dacula, Ga., he appeared in 52 career games with 51 starts at Chattanooga, 45 of which were consecutive. He developed versatility over his four-year collegiate career, making starts at left guard, and both tackle spots.

**75 - OL DILLON RADUNZ****6-6, 301, 2nd Year, North Dakota State**


- The Titans selected Dillon Radunz with the 53rd overall pick in the second round of the 2021 NFL Draft.
- In 2022, he appeared in 11 games, including four starts. He started two games at left guard and two games at right guard. His season came to an end on Dec. 21 when he was placed on injured reserve.
- As a rookie in 2021, he appeared in 12 games with one start at left tackle.
- A native of Becker, Minn., Radunz declared for the NFL Draft after North Dakota State's lone fall game his senior season, choosing to forego the Bisons' spring football schedule.
- He started 32 collegiate games at NDSU and was a member of four Missouri Valley Football Conference championship teams and three NCAA Division I football national championships.
- In 2020, he made his 32nd consecutive and final start at left tackle for the Bison in the Oct. 3 season opener against Central Arkansas and helped the Bison rush for 276 yards in the 39-28 victory.
- As a junior in 2019, he started all 16 games at left tackle. In 12 regular season games, he played 682 snaps with 63 knockdowns and zero sacks allowed. NDSU rushed for a school-record 4,601 yards.
- He is a native of Becker, Minn.

**52 - C DANIEL MUNYER****6-1, 305, 5th Year, Colorado**

- Munyer was re-signed by the Titans to the practice squad on Dec. 20, 2022 and then promoted to the 53-man roster on Dec. 22, 2022.
- He initially joined the Titans practice squad on Oct. 8, 2019 after previously spending time with the Kansas City Chiefs (2015-16), Arizona Cardinals (2016-2018) and Indianapolis Colts (2019).
- In 2022, he appeared in two contests as a reserve.
- In 2021, he spent the first eight games on injured reserve and the remainder of the campaign on the practice squad. He was elevated for two games but did not see action.
- In 2020, he spent seven games on the Titans' 53-man roster and appeared in three games before being released on Nov. 7. On Nov. 10, he was re-signed to the practice squad, where he spent the remainder of the season. He was activated as a COVID-19 replacement for the team's wild card game but did not play.
- The 6-foot-1-inch, 305-pounder originally signed with Kansas City as a rookie free agent following the 2015 NFL Draft.
- The Harbor City, Calif., native appeared in 16 total games with one start at right guard prior to joining the Titans.
- In four seasons at Colorado (2011-14), Munyer played in 43 games with 39 starts, including 36 consecutive starts over his final three seasons. Thirty of his starts came at right guard, and he made six starts at center.

**70 - G JORDAN ROOS****6-3, 302, 3rd Year, Purdue**

- Jordan Roos was signed by the Titans on Aug. 7, 2021 and spent the entire 2021 season on the Titans practice squad. He began the 2022 campaign on the practice squad before being signed to the 53-man roster on Oct. 1, 2022.
- In 2022, he appeared in seven games, including starts at right guard in each of the final three games of the season.
- Prior to joining the Titans, Roos saw action in 14 games with the Seattle Seahawks, including seven games as a rookie in 2017 and seven games in 2019.
- He also spent time with the Las Vegas Raiders and New England Patriots in 2020.
- The Celina, Texas, native appeared in 47 games and registered 24 consecutive starts his final two years at Purdue University.

**67 - C/G XAVIER NEWMAN****6-2, 297, Rookie, Baylor**

- Xavier Newman was signed by the Titans as a rookie free agent on May 13, 2022.
- In 2022, he appeared in one contest as a rookie (Dec. 29 against Dallas). He spent the first 14 games of the season on the practice squad.
- In five seasons at Baylor (2017-21), Newman appeared in 47 games with 37 starts. His starts included 28 games at left guard, eight games at right guard and one contest at center.
- As a graduate in 2021, he started all 14 games at left guard and helped pave the way for Baylor to average 219.3 rushing yards per game, ranking 10th nationally. He earned All-Big 12 honorable mention.
- Newman is a native of Desoto, Texas.





TITANS DEFENSIVE LINEMEN

No.	Name	Ht	Wt	Exp	College
94	Edwards Jr., Mario	6-3	277	8	Florida State
94	Hand, Da'Shawn	6-3	297	5	Alabama
90	Jones, Naquan	6-3	313	2	Michigan State
98	Simmons, Jeffery	6-4	305	4	Mississippi State
97	Strong, Kevin	6-4	295	4	Texas-San Antonio
93	Tart, Teair	6-2	304	3	Florida International
95	Walker, DeMarcus	6-4	280	6	Florida State

#98 • DT JEFFERY SIMMONS

6-4, 305, 4th Year, Mississippi State

[Click for complete bio](#)

Defensive lineman **Jeffery Simmons** completed his fourth NFL season in 2022. He was selected by the Titans in the first round (19th overall) of the 2019 NFL Draft.

During his first four seasons, Simmons appeared in 56 games with 54 starts and earned two Pro Bowl berths. The two-time team captain (2021-22) accumulated 196 tackles, 21 sacks, 19 passes defended, two forced fumbles and three fumble recoveries. He was second on the defense in sacks during that span behind only **Harold Landry III** (26.5).

In 2022, Simmons appeared in 15 games and anchored a unit that ranked first in the NFL in rushing defense (76.9 opponent rushing yards per game). En route to his second consecutive Pro Bowl appearance, he totaled 53 tackles, 7.5 sacks, 43 quarterback pressures, nine tackles for loss, one forced fumble and a career-high seven passes defended, which tied for the fourth-best mark among all NFL defensive linemen. Simmons and Arizona's **J.J. Watt** were the NFL's only players in 2022 with at least seven sacks and seven passes defended.

Before the start of the 2021 season, Simmons was named a team captain for the first time in his career, and he went on to become one of six players on the roster to start all 17 games. He was named to his first career Pro Bowl and added Associated Press second-team All-Pro honors after setting career highs in several categories, including sacks (8.5), tackles (54), quarterback pressures (58), tackles for loss (12) and passes defended (six). He led the squad in pressures and placed third in sacks. Among all defensive tackles in the NFL, his 8.5 sacks ranked sixth. In the divisional playoffs, he set a franchise postseason record with three sacks.

In 2020, Simmons appeared and started in 15 games. With three defensive fumble recoveries, he tied **Chase Young** for the most in the NFL in 2020 and was the first Titans defender with three fumble recoveries in a season since 2005, when linebacker **Brad Kassell** accomplished the feat. Simmons ranked second on the team with 19 quarterback pressures and added 49 tackles, three sacks, three tackles for loss, five passes defended and one forced fumble. In the franchise's "Titans era" (since 1999), he became the first player to post at least three fumble recoveries, three sacks and five passes defended in the same season. He also had three tackles and a tackle for loss in one playoff contest.

Simmons began his rookie season on the non-football injury list due to a knee injury he suffered during training in February 2019. He missed the first six games of the season before joining the 53-man roster in Week 7.

His rookie totals included 40 tackles, two sacks, two tackles for loss, 14 quarterback pressures and one pass defended in nine games (seven starts). He added four tackles, three quarterback pressures and a fumble recovery in three playoff contests.

During a three-year career as a defensive tackle at Mississippi State, Simmons appeared in 38 contests with 28 starts. He finished his career ranked sixth in school history with 32.5 in tackles for loss. He also tied for sixth in MSU annals with five forced fumbles and tied for fourth with three blocked kicks. His totals also included 163 tackles, seven sacks, seven passes defended and two defensive touchdowns.



He was a first-team All-SEC selection as a sophomore and junior and was one of two players in the nation to be named a Bednarik Award Semifinalist in both 2017 and 2018.

As a junior in 2018, Simmons was named second-team All-American after totaling 63 tackles, 17 tackles for loss and two sacks. His 17 tackles for loss led the team, ranked fourth in the SEC and were the third-most in single-season school history.

During his sophomore season (2017), he set a career high with five sacks and added 12 tackles for loss. With three total blocked kicks and punts, he became the first SEC player since 2004 to lead the nation in the category.

Simmons is a native of Macon, Miss.

2022 Game Notes:

➤ **Against New York Giants (9/11)**, totaled six tackles, two sacks, six quarterback pressures (tied for team lead) and one forced fumble. In the first quarter, he recorded a five-yard sack, taking down Giants quarterback Daniel Jones. In the second quarter, he registered the first strip-sack of his career, forcing Jones to fumble. The ball was recovered by outside linebacker Bud Dupree. It was the second forced fumble of Simmons' career. The takeaway led to a Titans field goal. It was his third career regular-season game with multiple sacks, in addition to one multi-sack performance in the postseason. Including the 2021 regular-season finale at Houston (one sack on Jan. 9) and the team's postseason game against Cincinnati (three sacks on Jan. 22), he notched a total of six sacks in a three-game span. He also tackled Saquon Barkley for a six-yard loss in the fourth quarter.

➤ **At Buffalo (9/19)**, registered a pass defended and two quarterback pressures.

➤ **Against Las Vegas (9/25)**, posted two tackles, one pass defended and a team-high five quarterback pressures.

➤ **At Indianapolis (10/2)**, credited with five tackles and helped limit the Colts to 38 rushing yards on 23 attempts.

➤ **At Washington (10/9)**, totaled a team-high seven quarterback pressures, five tackles, 1.5 sacks and a pass defended. He was credited with a sack when he dropped Carson Wentz for no gain in the second quarter and combined with Sam Okuayinonu for an eight-yard sack of Wentz during the fourth quarter.

➤ **Against Indianapolis (10/23)**, totaled six tackles, one sack, four quarterback pressures and two tackles for loss. In the second quarter, he ended a Colts drive with a nine-yard sack of Matt Ryan on third down. It was his second consecutive game with at least one sack.

➤ **At Houston (10/30)**, led the defense with five quarterback pressures and tied for the team lead with two tackles for loss, including a sack. In the third quarter, he sacked Davis Mills for a 12-yard loss to give him his first career streak of three consecutive games with at least one sack.

➤ **At Kansas City (11/6)**, credited with four tackles, two quarterback pressures and one pass defended.

➤ **Against Denver (11/13)**, he was inactive with an ankle injury.

➤ **At Green Bay (11/17)**, played his 50th career game and registered four tackles, including a 12-yard sack of Aaron Rodgers in the fourth quarter. He joined Jevon Kearse (35) and Harold Landry III (20.5) as the franchise's only players since 1982, when individual sacks became an official statistic, to reach the 20-sack mark within their first 50 NFL games. Simmons was the club's first interior lineman to do so.

➤ **Against Cincinnati (11/27)**, totaled five tackles, including a tackle for loss.





- **At Philadelphia (12/4)**, posted one tackle and one pass defended.
- **Against Jacksonville (12/11)**, tied for the team lead with two passes defended and three quarterback pressures.
- **At Los Angeles Chargers (12/18)**, tied for second place on the team with six tackles, including a sack, and also totaled three quarterback pressures. He sacked Justin Herbert for a nine-yard loss in the first quarter.
- **Against Houston (12/24)**, totaled four tackles and three quarterback pressures.
- **Against Dallas (12/29)**, he was inactive.
- **At Jacksonville (1/7)**, posted one tackle and two quarterback pressures.

Simmons' Career Regular Season Statistics:

Year	GP	GS	Tackle	Sack	QBP	TFL	Int	PD	FF	FR
2019	9	7	40	2.0	14	2	0	1	0	0
2020	15	15	49	3.0	20	3	0	5	1	3
2021	17	17	54	8.5	58	12	0	6	0	0
2022	15	15	53	7.5	43	9	0	7	1	0
Totals	56	54	196	21.0	135	26	0	19	2	3

Simmons' Career Postseason Statistics:

Year	GP	GS	Tackle	Sack	QBP	TFL	Int	PD	FF	FR
2019	3	0	4	0.0	3	0	0	0	0	1
2020	1	1	3	0.0	0	1	0	0	0	0
2021	1	1	8	3.0	3	3	0	0	0	0
Totals	5	2	15	3.0	6	4	0	0	0	1

Simmons' Regular Season Single-Game Highs:

- Tackles** - 7 vs. Cleveland (12/6/20)
- Sacks** - 3 at Los Angeles Rams (11/7/21)
- Forced Fumbles** - 1 (Twice, last vs. N.Y. Giants, 9/11/22)
- Fumble Recoveries** - 1 (Three times, last vs. Detroit, 12/20/20)

Simmons' Playoff Single-Game Highs:

- Tackles** - 8 vs. Cincinnati (1/22/22)
- Sacks** - 3 vs. Cincinnati (1/22/22)
- Forced Fumbles** - 1 (Twice, last vs. N.Y. Giants, 9/11/22)
- Fumble Recoveries** - 1 at Baltimore (1/11/20)

2021-22 TACKLES, SACKS & PASSES DEFENSED

Jeffery Simmons earned his first two Pro Bowl berths in 2021 and 2022. Over those two seasons, he was one of only four NFL players with at least 100 total tackles, 15 sacks and 10 passes defended. The rest of the group included Maxx Crosby, Cameron Heyward and T.J. Watt. Simmons and Heyward were the only interior defensive linemen in the league to accomplish the feat.

NFL players with a minimum of 100 tackles, 15 sacks and 10 passes defended from 2021 to 2022:

Player	Team	Total Tackles	Sacks	Passes Defensed
Jeffery Simmons	Tennessee	107	16.0	13
Maxx Crosby	Las Vegas	144	20.5	11
Cameron Heyward	Pittsburgh	163	20.5	13
T.J. Watt	Pittsburgh	103	28.0	12

MORE TITANS DEFENSIVE LINEMEN

94 - DL MARIO EDWARDS JR.

6-3, 277, 8th Year, Florida State

➤ Mario Edwards Jr. was signed by the Titans off the Jacksonville Jaguars practice squad on Sept. 26, 2022.

➤ In 2022, Edwards appeared in 13 games with seven starts in his first season with the Titans. His totals included 17 tackles, three sacks, 23 quarterback pressures, four tackles for loss and one pass defended.

➤ Prior to joining the Titans, Edwards played seven total seasons with the Oakland Raiders (2015-17), New York Giants (2018), New Orleans Saints (2019) and Chicago Bears (2020-21). During that time, he totaled 16.5 sacks, 118 tackles, three forced fumbles and 19 tackles for loss in 86 games.

➤ In 2021, Edwards tallied two sacks and eight tackles in 12 games with the Bears.

➤ He was originally selected by the Raiders in the second round (35th overall) of the 2015 NFL Draft.

➤ A native of Denton, Texas, he played three seasons at Florida State (2012-14), appearing in 36 games with 26 starts, primarily at defensive end. He totaled 89 tackles, 23 tackles for loss, eight sacks, seven passes defended, three forced fumbles and two fumble recoveries in his collegiate career. As a junior, he started all 13 games and helped Florida State win the National Championship.

➤ His father, Mario Edwards Sr., was also a former Florida State player and played five NFL seasons in the NFL as a cornerback with the Dallas Cowboys (2000-03) and Tampa Bay Buccaneers (2004).

2022 Game Notes:

➤ **At Kansas City (11/6)**, tallied a pair of tackles, including a six-yard sack of Patrick Mahomes in the third quarter. It was his first sack as a member of the Titans. He also tied for the team lead with five quarterback pressures.

➤ **Against Denver (11/13)**, registered his first start of the season and his first start as a member of the Titans. He totaled four tackles, one sack, three quarterback pressures and two tackles for loss. He recorded a sack for the second consecutive game, dropping Russell Wilson for a nine-yard loss in the first quarter.

➤ **At Philadelphia (12/4)**, started and tallied three tackles and sacked Jalen Hurts for a three-yard loss in the second quarter. He improved his 2022 total to three sacks and his career total to 19.5 sacks. He also tied for the team lead with two quarterback pressures.



94 - DE Da'SHAWN HAND

6-3, 297, 5th Year, Alabama

➤ The Titans initially signed defensive end Da'Shawn Hand to the team's practice squad on Jan. 5, 2022.

➤ In 2022, Hand's season was ended after one game due to injury. He spent the final 16 games on injured reserve.

➤ In 2021, he played in three games with the Lions before concluding the season with the Titans. He played for the Titans in the regular season finale.

➤ Prior to arriving in Tennessee, he recorded 54 tackles, three sacks, three forced fumbles and one fumble recovery over four seasons (2018-21) with the Detroit Lions. He also spent time on the Indianapolis Colts practice squad.

➤ In 2020, he played in 10 games with one start for the Lions and totaled 19 tackles, one tackle for loss and one forced fumble.

➤ During his rookie campaign in 2018, he appeared in 13 games with eight starts and recorded career highs in tackles (27), sacks (three), tackles for loss (four) and forced fumbles (two).

➤ The Woodbridge, Va., native appeared in 50 games at the University of Alabama (2015-17) and recorded 64 career tackles, eight sacks, 13.5 tackles for loss, one forced fumble and one fumble recovery.

2022 Game Notes:

➤ Placed on injured reserve on Sept. 13, 2022.



90 - DL NAQUAN JONES**6-3, 313, 2nd Year, Michigan State**

- Naquan Jones was signed by the Titans as an undrafted free agent on May 14, 2021.
- In 2022, he appeared in 11 games with one start and totaled 16 tackles, a sack, three quarterback pressures and two stops for loss.
- In 2021, he appeared in 13 games as a rookie and registered five starts. He totaled 29 tackles, 2.5 sacks, four quarterback pressures, four tackles for loss and two passes defended. He also started the team's divisional playoff contest and totaled two tackles and a half sack.
- A native of Evanston, Ill., he appeared in 46 games with five starts on the defensive line over four seasons at Michigan State (2017-20) and totaled 78 tackles, 12.5 tackles for loss, three sacks, three passes defended, one forced fumble and one fumble recovery over his career
- As a senior (2020), Jones saw action in all seven games and made four starts. He recorded 24 tackles, a career-high five stops for loss, one pass defended and one fumble recovery.

2022 Game Notes:

- **Against Denver (11/13)**, totaled three tackles, one sack and two tackles for loss. He registered his first sack of the season, dropping Russell Wilson for a one-yard loss in the third quarter.

**97 - DE KEVIN STRONG****6-4, 295, 4th Year, Texas-San Antonio**

- The Titans initially signed free agent Kevin Strong to the practice squad on Nov. 23, 2021. He was promoted to the 53-man roster on Jan. 8, 2022.
- In 2022, Tart played in a career-high 16 games with one start. His set career highs with 23 tackles, 12 quarterback pressures and two passes defended.
- In 2021, he appeared in five games for the Titans during the regular season after playing one contest with the Detroit Lions. His combined season totals included six tackles. He also played in the Titans' divisional playoff game.
- He played in 15 games with one start for the Lions during the previous three seasons (2019-21) and posted 16 tackles, a sack and a pass defended.
- In 2020, he saw action in six games with one start and totaled 15 tackles as well as his first career sack.
- The Cleveland, Texas, product saw action in 47 career games with 40 starts for the University of Texas-San Antonio and totaled 106 tackles, 26.5 tackles for loss, 7.5 sacks, two forced fumbles and two blocked field goals.

**93 - DT TEAIR TART****6-2, 304, 3rd year, Florida International**

- Teair Tart was signed by the Titans as an undrafted free agent on May 7, 2020.
- In 2022, Tart recorded a career-high 16 starts at nose tackle. He also established career-best totals with 34 tackles, 1.5 sacks, 22 quarterback pressures, five tackles for loss, one interception, six passes defended and one fumble recovery.
- In 2021, he appeared in 11 games with 10 starts. His totals included 16 tackles, three quarterback pressures and two tackles for loss, giving him career highs in each category.
- In 2020, he appeared in seven games with one start as a rookie and totaled five tackles, two quarterback pressures, one tackle for loss, one pass defended.
- The Philadelphia, Pa., native appeared in 23 games with 10 starts over two seasons at Florida International, totaling 51 tackles, 19.0 tackles for loss, six sacks, one pass defended, five quarterback pressures and two forced fumbles.
- Tart also played at Ellsworth (Iowa) Community College in 2017 and ASA (N.Y.) College in 2016.
- His first name is pronounced "tee-AIR."

**2022 Game Notes:**

- **At Indianapolis (10/2)**, registered his first career interception in the first quarter, first batting Matt Ryan's pass into the air and then collecting it for the interception. He became the first Titans defensive lineman with an interception since Sen'Derrick Marks at the New York Giants on Sept. 26, 2010. He totaled three tackles and a team-high two passes defended in the contest.
- **At Washington (10/9)**, tallied three tackles and led the team with two passes defended, including a pass breakup during the defense's game-

winning goal-line stand late in the fourth quarter. He added a quarterback pressure.

- **Against Dallas (12/29)**, totaled six tackles, a half sack and one fumble recovery. He also led the defense with four quarterback pressures. In the second quarter, he registered his first career fumble recovery, pouncing on the ball after it was lost by Dak Prescott. In the fourth quarter, he shared an eight-yard sack of Prescott with DeMarcus Walker to record the first half-sack of his career.
- **At Jacksonville (1/7)**, totaled three tackles, including a sack and two tackles for loss. He sacked Trevor Lawrence for a nine-yard loss in the fourth quarter, registering his second consecutive game with at least a half sack.

95 - DL DeMARCUS WALKER**6-4, 280, 6th Year, Florida State**

- DeMarcus Walker was signed by the Titans as a free agent on May 16, 2022.
- During his first season in Tennessee, Walker played in all 17 games and recorded a career-high six starts. He also established career highs with 32 tackles, seven sacks, 29 quarterback pressures and 10 tackles for loss. He led the defense in tackles for loss and ranked third on the squad in sacks.
- Prior to joining the Titans, Walker played in a total of 49 games in five seasons with the Denver Broncos (2017-20) and Houston Texans (2021). His totals during that time included 52 tackles, 12.5 sacks, 23 quarterback hits and two forced fumbles.
- In 2021, he saw action in 13 games with two starts for the Texans and registered a career-high 31 tackles to go along with two sacks, seven quarterback hits, four tackles for loss, one pass defended and one forced fumble.
- In 2020, he played in 13 games during his final season in Denver and established a career high with four starts.
- In four seasons at Florida State (2013-16), he played in 52 games with 40 starts, totaling 182 tackles, 28.5 sacks, 45 tackles for loss, seven passes defended, one interception, eight forced fumbles, two fumble recoveries and two blocked kicks.
- As a senior in 2016, Walker earned ACC Defensive Player of the Year honors and was a consensus All-American, totaling 16 sacks, 21.5 tackles for loss, and 68 stops. His sack total was the second-highest in the nation and third-most recorded by a Seminole in a season.
- The Jacksonville, Fla., native entered the NFL as a second-round selection (51st overall) by the Broncos in the 2017 NFL Draft.

2022 Game Notes:

- **At Houston (10/30)**, recorded two tackles, including a nine-yard sack of Davis Mills in the fourth quarter. It was his first sack as a member of the Titans and gave him 13.5 career sacks.
- **At Kansas City (11/6)**, tallied a pair of tackles, including a seven-yard sack of Patrick Mahomes in the fourth quarter that gave him consecutive games with a sack. He added three quarterback pressures.
- **Against Denver (11/13)**, produced three tackles, 1.5 sacks and a career-best six quarterback pressures. In the fourth quarter, he took down Russell Wilson for a nine-yard sack and split a two-yard sack with Rashad Weaver. He registered his third consecutive game with at least one sack, marking the first three-game sack streak of his career.
- **Against Cincinnati (11/27)**, posted two tackles and led the team with one sack and two tackles for loss. He also tied for the team lead with three quarterback pressures. In the first quarter, he dropped Joe Burrow for a four-yard sack. He improved his season total to 4.5 sacks, which tied his career high for a season (4.5 in 2020 with Denver).
- **At Los Angeles Chargers (12/18)**, totaled five tackles, a pair of sacks and four quarterback pressures. He helped end a Chargers drive in the third quarter with a seven-yard sack of Justin Herbert on third down and repeated the feat with a six-yard sack later in the third quarter. He tied his career high with two sacks, marking the third such performance in his career and first since Nov. 29, 2020 against the New Orleans Saints as a member of the Denver Broncos. It was his fifth performance in an eight-game stretch with at least one sack. In growing his season total to 6.5 sacks in 2022, he established a new career high, topping the 4.5 sacks he had in 2020 with the Broncos.
- **Against Dallas (12/29)**, totaled five tackles, a half sack, two quarterback pressures and one tackle for loss. In the fourth quarter, he split an eight-yard sack of Dak Prescott with Teair Tart. It extended his season total to a career-high seven sacks.





TITANS INSIDE LINEBACKERS

No.	Name	Ht	Wt	Exp	College
45	Campbell, Chance	6-2	232	R	Mississippi
53	Cole, Dylan	6-0	237	6	Missouri State
41	Cunningham, Zach	6-3	238	6	Vanderbilt
50	Gibbens, Jack	6-3	242	R	Minnesota
42	Jones, Joe	6-0	240	6	Northwestern
51	Long Jr., David	5-11	227	4	West Virginia
56	Rice, Monty	6-0	233	2	Georgia
54	Smith, Andre	6-0	240	5	North Carolina

#41 • ILB ZACH CUNNINGHAM

6-3, 238, 6th Year, Vanderbilt

[Click for complete bio](#)



Inside linebacker **Zach Cunningham** completed his sixth NFL season and his second season with the Titans in 2022. He was claimed off waivers from the Houston Texans on Dec. 9, 2021.

In 2022, Cunningham was limited to six games due to injuries. He tallied 23 tackles, one quarterback pressure and one pass defended.

After joining the Titans, Cunningham started the final four games of the 2021 regular season and led the defense over that stretch with 25 tackles. His totals also included three tackles for loss and one stop on special teams. In the team's divisional playoff contest, he led the defense with 10 tackles.

Cunningham joined the Titans after four-plus seasons (2017-21) in Houston, where he appeared in 72 games with 66 starts. During his time with the Texans, he tallied 570 tackles, 26 tackles for loss, 6.5 sacks, five forced fumbles, three fumble recoveries and one interception.

In 2020, he started all 16 games and led the NFL with 163 total tackles while also notching a single-season career high with three sacks. He tallied 14 tackles (nine solo) in Week 16 against Cincinnati. He also joined **J.J. Watt** as the only players in Texans history with at least 10 total tackles, one tackle for loss and one forced fumble in a single game in Week 17 vs. Tennessee.

In 2019, Cunningham started in all 16 regular season games and both postseason contests. He finished the season with 137 total tackles, seven tackles for loss, two sacks, three quarterback hits, two passes defended and two fumble recoveries, while tallying five tackles on special teams. His 137 tackles led the AFC and ranked seventh in the NFL, and he was the only player in the NFL to record over 100 tackles on defense and at least five tackles on special teams.

In 2018, he tied for the Texans team lead with a then-career-high 105 total tackles, five passes defended, one interception returned for a touchdown, three tackles for loss, two forced fumbles and one fumble recovery.

As a rookie in 2017, Cunningham finished second on the team with 82 total tackles to go along with six passes defended, five tackles for loss, two quarterback hits, 1.5 sacks and one forced fumble in 16 games. He tied for second among all NFL rookies in total tackles and fourth in franchise



history among Houston rookies. He was the first player in franchise history to record 80 total tackles and eight special teams tackles in a single season.

The Pinson, Ala., native played three seasons (2014-16) at Vanderbilt University after redshirting the 2013 campaign. He finished his Commodores career ranked third in program history with 39.5 tackles for loss and totaled 295 career tackles.

Cunningham was originally selected by the Texans in the second round (57th overall) of the 2017 NFL Draft.

2022 Game Notes:

- **Against New York Giants (9/11)**, posted six tackles.
- **At Buffalo (9/19)**, recorded five tackles, one pass defended and one quarterback pressure.
- **Against Las Vegas (9/25)**, credited with five tackles before leaving the game with an injury in the third quarter.
- **At Indianapolis (10/2)**, **at Washington (10/9)** and **against Indianapolis (10/23)**, he was inactive with an elbow injury.
- **At Houston (10/30)**, returned from an injury to start and register four tackles against his former team.
- **At Kansas City (11/6)**, posted four tackles.
- Placed on injured reserve on Nov. 12, 2022.
- **Against Houston (12/24)**, returned from injured reserve to start before exiting in the second quarter with an injury.
- Placed on injured reserve on Dec. 29, 2022.

Cunningham's Career Regular Season Statistics:

Year	Team	GP	GS	Tackle	Sack	QBP	TFL	Int	PD	FF	FR
2017	Hou	16	13	82	1.5	2	5	0	6	1	0
2018	Hou	14	14	105	0.0	2	3	1	5	2	1
2019	Hou	16	16	137	2.0	3	7	0	2	0	2
2020	Hou	16	16	163	3.0	4	7	0	2	1	0
2021	Hou/Ten	14	11	92	0.0	1	7	0	3	1	0
2022	Ten	6	6	23	0.0	1	0	0	1	0	0
Totals		82	76	602	6.5	13	29	1	19	5	3

Cunningham's Career Postseason Statistics:

Year	Team	GP	GS	Tackle	Sack	QBP	TFL	Int	PD	FF	FR
2018	Hou	1	1	7	0.0	1	0	0	1	0	0
2019	Hou	2	2	16	0.0	1	2	0	2	0	0
2021	Ten	1	1	10	0.0	0	1	0	0	0	0
Totals		4	4	33	0.0	2	3	0	3	0	0

Cunningham's Regular Season Single-Game Highs:

- Tackles** - 16 (Twice, last vs. Denver 12/8/19)
- Sacks** - 1 (Five times, last at Jacksonville 11/8/20)
- Interceptions** - 1 vs. Cleveland (12/2/18)
- Passes Defended** - 3 vs. Pittsburgh (12/25/17)
- Forced Fumble** - 1 (Five times, last at Tennessee 11/21/21)
- Fumble Recovery** - 1 (Three times, last at Jacksonville 11/3/19)

Cunningham's Playoff Single-Game Highs:

- Tackles** - 10 vs. Cincinnati (1/22/22)
- Passes Defended** - 1 (Three times, last at Kansas City 1/12/20)

TACKLES FROM 2019 TO 2021

From 2019 to 2021, Titans inside linebacker **Zach Cunningham** had the third-highest tackle total in the NFL, according to press box tackle statistics. During that time, most of it spent with the Houston Texans, Cunningham tallied 392 total stops, trailing only Seattle's **Bobby Wagner** (467) and Chicago's **Roquan Smith** (402).

Most total tackles from 2019 to 2021 (press box statistics):

Player	Total Tackles
1. Bobby Wagner	467
2. Roquan Smith	402
3. Zach Cunningham	392
4. Joe Schobert	386
5. Jordan Hicks	384
6. Fred Warner	380
7. Darius Leonard	375
8. De'Vondre Campbell	373
9. Foye Oluokun	365
10. Budda Baker	363

#51 • ILB DAVID LONG JR.

5-11, 227, 4th Year, West Virginia

[Click for complete bio](#)



Linebacker **David Long Jr.** completed his fourth NFL season in 2022. He was selected by the Titans in the sixth round (188th overall) of the 2019 NFL Draft.

In 2022, Long established a career high with 12 starts. His 86 tackles ranked second on the team and set a career high, and his two interceptions tied for the best output of his career. He also contributed five quarterback pressures, a career-high seven tackles for loss and five passes defended. He finished the season on injured reserve.

The 2022 season was the second consecutive campaign in which Long hit the 75-tackle and two-interception marks. He and Green Bay's **De'Vondre Campbell** were the NFL's only linebackers from 2021 to 2022 to accomplish the feat both seasons.

In 2021, Long was limited to 10 total games due to injuries but nevertheless set a then-career high with nine starts. He also established career bests in tackles (75), quarterback pressures (six), tackles for loss (four), interceptions (two) and passes defended (six). His average of 7.5 tackles per game led the team.

In 2020, Long appeared in 14 games with five starts at inside linebacker. He totaled 50 tackles, one quarterback pressure, two tackles for loss, two passes defended and four stops on special teams. He recorded a start in the playoffs and tallied five tackles and one quarterback pressure.

As a rookie in 2019, Long appeared in 14 games during the regular season. He also played in all three playoff contests with one start.

During a three-year career at West Virginia, he played in 34 games with 31 starts and totaled 252 tackles, 14 sacks and 40 career tackles for loss which tied for third place on West Virginia's all-time list. In his final campaign in 2018, tied for the single-season program record with 19 tackles for loss.

As a junior at West Virginia in 2018, he was selected Big 12 Defensive Player of the Year by the coaches and the Associated Press. He also received second-team All-America honors by the Associated Press and first-team All-Big 12 accolades by the Associated Press.

Long is a native of Cincinnati, Ohio.

2022 Game Notes:

- **Against New York Giants (9/11)**, totaled eight tackles, two quarterback pressures and one tackle for loss.
- **At Buffalo (9/19)**, registered two tackles.
- **Against Las Vegas (9/25)**, posted seven tackles.
- **At Indianapolis (10/2)**, tied for the team lead with seven tackles, including a tackle for loss. He added a pass defended.
- **At Washington (10/9)**, led the defense with 12 total tackles and produced



the game-winning interception in the closing seconds of the fourth quarter. With the Commanders facing a third-and-goal from the two-yard line with nine seconds on the clock, Long stepped in front of Carson Wentz's pass to running back J.D. McKissic for an interception at the one-yard line. It was his third career interception and his first of the season.

➤ **Against Indianapolis (10/23)**, finished third on the defense with eight tackles and added an interception and two passes defended. In the second quarter, he picked off a Matt Ryan pass on third down for his fourth career interception. It gave him two consecutive games with an interception.

➤ **At Houston (10/30)**, led the team with eight tackles, including two tackles for loss, which tied for the team lead.

➤ **At Kansas City (11/6)**, ranked second on the team with 10 total tackles and added a quarterback pressure.

➤ **Against Denver (11/13)**, tied for second on the team with seven tackles and added a quarterback pressure.

➤ **At Green Bay (11/17)**, led the defense with nine tackles, including a team-high three tackles for loss. He was credited with a stop for no gain on Aaron Jones' rushing attempt on fourth-and-one in the fourth quarter. The Titans offense was able to run out the clock on the ensuing possession.

➤ **Against Cincinnati (11/27)**, tied for third place on the defense with six tackles and added a pass defended.

➤ **At Philadelphia (12/4)**, registered one tackle before leaving the game with an injury in the second quarter.

➤ Placed on injured reserve on Dec. 10, 2022.

Long's Career Regular Season Statistics:

Year	GP	GS	Tackle	Sack	QBP	TFL	Int	PD	FF	FR
2019	14	0	15	0.0	0	2	0	1	1	0
2020	14	5	50	0.0	1	2	0	2	0	0
2021	10	9	75	0.0	6	4	2	6	0	0
2022	12	12	86	0.0	5	7	2	5	0	0
Totals	50	26	226	0.0	12	15	4	14	1	0

Long's Career Postseason Statistics:

Year	GP	GS	Tackle	Sack	QBP	TFL	Int	PD	FF	FR
2019	3	1	16	0.0	0	2	0	0	0	0
2020	1	1	5	0.0	1	0	0	0	0	0
2021	1	1	8	1.0	1	1	0	0	0	0
Totals	5	3	29	1.0	2	3	0	0	0	0

Long's Regular Season Single-Game Highs:

Tackles - 14 vs. Buffalo (10/18/21)

Interceptions - 1 (Four times, last vs. Indianapolis, 10/23/22)

Forced Fumbles - 1 vs. Kansas City (11/10/19)

Long's Playoff Single-Game Highs:

Tackles - 8 (Twice, last vs. Cincinnati, 1/22/22)

Sacks - 1 vs. Cincinnati (1/22/22)

Tackle For Loss - 2 at Kansas City (1/19/20)

MORE TITANS INSIDE LINEBACKERS

45 - LB CHANCE CAMPBELL

6-2, 232, Rookie, Mississippi

- The Titans selected Chance Campbell in the sixth round (219th overall) of the 2022 NFL Draft.
- He spent his entire rookie season on injured reserve.
- In one season at Mississippi (2021), Campbell started all 13 games and led the team with 109 tackles. He added six sacks, 11 quarterback pressures, 12.5 tackles for loss, two passes defended, three forced fumbles and led the SEC with three fumble recoveries while with the Rebels.
- A native of Ellicott City, Md., he transferred to Mississippi following three seasons (2018-20) at the University of Maryland, where he amassed 107 tackles, 1.5 sacks, 10 tackles for loss, one interception, four passes defended, one forced fumble and one fumble recovery in 25 games.
- As a junior in 2020, he saw action in five games and made four starts for the Terrapins, leading the squad with 43 tackles. He earned All-Big Ten honorable mention.

2022 Game Notes:

- Placed on injured reserve on Sept. 9.



53 - LB DYLAN COLE

6-0, 237, 6th Year, Missouri State

- Dylan Cole was signed to the Titans practice squad on Oct. 13, 2021 and promoted to the 53-man roster on Nov. 16.
- In 2022, he set career highs with 15 games played and eight starts. He posted a career-high 51 tackles as well as one sack, three quarterback pressures, four tackles for loss and one pass defended. He also ranked second on the team with a career-best 14 special teams tackles.
- In 2021, he appeared in nine games and tied for third on the team with a career-high 10 special teams tackles. He added a forced fumble on special teams and also contributed six tackles, one quarterback pressure, one tackle for loss and one pass defense on defense.
- Cole played four years with the Houston Texans (2017-20) after originally signing as an undrafted free agent. He played in 37 games for the Texans and totaled 67 tackles, two interceptions, one fumble recovery and 19 special teams stops.
- In 2020, Cole saw action in six games and recorded six tackles.
- In his rookie season in 2017, he played in 12 games with one start, and tallied career highs in tackles (32), interceptions (two), sacks (one) and tackles for loss (four).
- A native of Springfield, Mo., Cole earned All-American honors as a senior at Missouri State after he led all FCS players in total tackles per game (12.9) and was second nationally in solo tackles per game (7.7).

2022 Game Notes:

- **Against Las Vegas (9/25)**, saw extensive action at inside linebacker in the second half after Zach Cunningham exited with an injury. He totaled two tackles and a pass defended. Late in the fourth quarter, he broke up a pass on the Raiders' two-point conversion attempt. The play preserved the Titans' two-point victory.
- **At Indianapolis (10/2)**, recorded his second career start and his first start as a member of the Titans. He tied for the team lead with a career-high seven tackles, including a tackle for loss. He helped limit the Colts to 38 rushing yards on 23 attempts.
- **Against Indianapolis (10/23)**, started and totaled four tackles, one quarterback pressure and one special teams stop.
- **Against Denver (11/13)**, tallied four tackles, a sack and two tackles for loss. He notched his second career sack, taking down Russell Wilson for a nine-yard loss in the fourth quarter. The sack was on third down to end a Broncos drive. It was his first sack since Oct. 1, 2017 as a member of the Houston Texans.
- **At Green Bay (11/17)**, posted three tackles on defense and led the team with three total special teams tackles.
- **Against Cincinnati (11/27)**, started and tied for third place on the defense with six tackles, including a tackle for loss.
- **At Philadelphia (12/4)**, started and contributed three tackles on defense. He tied for the team lead with two special teams tackles.



50 - LB JACK GIBBENS

6-3, 242, Rookie, Minnesota

- Jack Gibbrens was originally signed by the Titans as an undrafted free agent on May 13, 2022. He rejoined the team on the practice squad on Sept. 12 after being waived in the final roster cutdown.
- As a rookie in 2022, he appeared in five games with two starts. His totals included 27 tackles, one interception and one special teams tackle.
- Prior to reaching the NFL, he appeared in 13 games with 13 starts in one season at Minnesota (2021), totaling 92 tackles, 4.5 tackles for loss, three passes defended and one forced fumble.
- Transferred to Minnesota after playing four seasons at Abilene Christian (2017-20) where he saw action in 39 games and recorded 257 tackles, 22 tackles for loss, seven sacks, five interceptions, 11 passes defended, one forced fumble, three fumble recoveries and one blocked kick.
- Gibbrens is a native of Bulverde, Texas.

2022 Game Notes:

- **Against Jacksonville (12/11)**, made his NFL debut.
- **At Los Angeles Chargers (12/18)**, logged his first career tackle and finished the game tied for second place on the defense with six total tackles.
- **Against Houston (12/24)**, recorded his first career interception, picking off a Davis Mills pass in the third quarter that was initially tipped by cornerback Tre Avery. He also tied for third place on the squad with seven tackles and added a tackle on special teams.
- **Against Dallas (12/29)**, registered his first career start and finished second on the team with 10 tackles.




42 - LB JOE JONES

6-0, 240, 6th Year, Northwestern

- Jones initially joined the Titans practice squad on Sept. 13, 2021 and was promoted to the 53-man roster later in the season.
- In 2022, he saw action in 15 games and set a career high with a team-best 16 special teams tackles. He tied Washington's Jeremy Reaves and Jacksonville's Caleb Johnson for the second-highest total of special teams tackles in the NFL behind San Francisco's George Odum (21). Jones also contributed two tackles on defense.
- In 2021, he appeared in nine games in his first season with the Titans and totaled five special teams tackles in addition to posting one tackle and two quarterback pressures in limited snaps on defense.
- Prior to joining the Titans, he totaled 49 games of experience over four seasons (2017-20) with the Denver Broncos, recording 26 career special teams stops.
- He has also spent time with the Dallas Cowboys (2017), Los Angeles Chargers (2017), Seattle Seahawks (2017) and Tampa Bay Buccaneers (2021).
- He originally signed with the Cowboys as a rookie free agent on May 12, 2017.
- The Plano, Ill., native tallied 70 tackles, three sacks, two passes defended and one fumble recovery in 27 games at Northwestern (2013-16).

2022 Game Notes:

- **At Buffalo (9/19)**, led the team with three special teams tackles.
- **At Jacksonville (1/7)**, led the team with three total special teams tackles.





56 - LB MONTY RICE

6-0, 233, 2nd Year, Georgia

- The Titans selected Monty Rice in the third round (92nd overall) of the 2021 NFL Draft.
- In 2022, Rice played in 13 games with six starts and ranked fourth on the team with 63 tackles. He added three quarterback pressures, four stops for loss, a pass defended and three special teams stops.
- In 2021, he appeared in 10 games with four starts before finishing the season on injured reserve. He registered 30 tackles and one pass defended.
- The Huntsville, Ala., native played four seasons at Georgia (2017-20) where he appeared in 47 games with 28 starts and tallied 219 tackles, 10.5 tackles for loss, two sacks, 21 quarterback pressures, five passes defended, three forced fumbles and one fumble recovery returned for a touchdown for the Bulldogs.
- In 2020, Rice was named a finalist for the Butkus Award, which recognizes the nation's best linebacker, after amassing 49 tackles, four tackles for loss, one sack, one pass defended, two forced fumbles and one fumble recovery returned for a score.
- As a junior in 2019, Rice was Georgia's leading tackler with 89 total stops.
- In 2018, he played in nine games and made five starts. Finished as Georgia's third-leading tackler with 59 stops. Also posted 1.5 tackles for loss, one sack, two quarterback pressures, one pass defended and one forced fumble.

2022 Game Notes:

- Placed on reserve/physically unable to perform on Aug. 24.
- Activated from reserve/physically unable to perform on Oct. 8.
- **Against Denver (11/13)**, notched his first start of the season and tied for third place on the defense with seven tackles, including a tackle for loss.
- **Against Jacksonville (12/11)**, started at inside linebacker. He led the team and set a career high with 12 tackles, including a tackle for loss.
- **At Los Angeles Chargers (12/18)**, tied for second place on the defense with six tackles and added a pass defended and a quarterback pressure.
- **Against Houston (12/24)**, started and led the team with nine tackles.
- **Against Dallas (12/29)**, led the team and set a career high with 13 tackles, including a tackle for loss. He added two quarterback pressures.
- **At Jacksonville (1/7)**, led the team with eight total tackles.

54 - LB ANDRE SMITH

6-0, 240, 5th Year, North Carolina

- Andre Smith was signed by the Titans to the team's practice squad during Week 11 of the 2022 season.
- In 2022, he totaled six special teams tackles in five games with the Titans.
- Prior to joining the Titans, Smith played in 46 games and totaled seven tackles, one tackle for loss, one forced fumble and one fumble recovery over four NFL seasons with Carolina (2018-19) and Buffalo (2020-21).
- He was selected by the Panthers in the seventh round (234th overall) of the 2018 NFL Draft.
- The Jacksonville, Fla., native played three college seasons at North Carolina (2015-17), where he appeared in 29 games totaling 187 tackles, two sacks, two interceptions and two forced fumbles.




TITANS OUTSIDE LINEBACKERS

No.	Name	Ht	Wt	Exp	College
96	Autry, Denico	6-5	285	9	Mississippi State
57	Basham, Tarell	6-4	266	6	Ohio
48	Dupree, Bud	6-4	269	8	Kentucky
58	Landry III, Harold	6-2	252	5	Boston College
99	Weaver, Rashad	6-4	259	2	Pittsburgh

#96 • OLB DENICO AUTRY

6-5, 285, 9th Year, Mississippi State

[Click for complete bio](#)



Defensive lineman **Denico Autry** completed his ninth NFL season and his second season with the Titans in 2022. He was signed by the Titans as an unrestricted free agent on March 19, 2021.

During his first two seasons in Tennessee, Autry appeared in 29 games and led the Titans with 17 total sacks. It was the highest sack total of Autry's career in any two-year period.

Although injuries limited him to 12 games in 2022 (eight starts), he led the defense with eight sacks and a career-high 45 quarterback pressures. He also tallied 27 tackles, eight tackles for loss, four passes defended, two forced fumbles and a blocked extra point.

Autry has been one of the NFL's best in blocking opponent kicks and punts. From 2014 to 2022, he recorded a league-high total of 10 blocks, including three field goals, six extra points and one punt. He blocked an extra point in 2022.

In 2021, Autry appeared in all 17 games with 11 starts and finished second on the team with nine sacks. His sack total tied his career high, matching the nine sacks he had in 2018 as a member of the Indianapolis Colts. He added 32 tackles, 44 quarterback pressures, 10 tackles for loss and six passes defended.

After entering the NFL as a rookie free agent with the Oakland Raiders in 2014, Autry played four seasons with the Raiders (2014-17) and then three seasons with the Indianapolis Colts (2018-20). During that time he appeared in 96 games with 56 starts and amassed 200 tackles, 30.5 sacks, 53 quarterback hits, 17 passes defended, three forced fumbles and three fumble recoveries.

In 2020, Autry collected 33 tackles, 7.5 sacks, 10 quarterback pressures and nine tackles for loss in 14 games with the Colts. His 13 starts were the second-highest total of his career (14 in 2019).

In 2018, Autry led the Colts with a career-best nine sacks in his first season in Indianapolis. He also posted career highs with 13 tackles for loss and two forced fumbles.

The Albemarle, N.C., native played in 26 games (23 starts) in two seasons at Mississippi State University, totaling 73 tackles, 16 tackles for loss, six sacks and three forced fumbles. He spent his first two collegiate seasons at East Mississippi Community College where he was an NJCAA All-American and national champion.

2022 Game Notes:

- **Against New York Giants (9/11)**, posted four tackles and two quarterback pressures.
- **At Buffalo (9/19)**, sacked Josh Allen for a four-yard loss in the third quarter. His first sack of 2022 gave him 40.5 career sacks. He added a pass defended and a team-high three quarterback pressures.
- **At Indianapolis (10/2)**, led the team with two sacks and added a forced fumble and a team-high five quarterback pressures. It was his ninth career game with at least two sacks and second with the Titans. In the first quarter, he was credited with a 17-yard sack of Matt Ryan and forced a fumble on the play. The ball was recovered by outside linebacker Bud Dupree and led to a Titans touchdown. It was Autry's third career strip-sack. He added an eight-yard sack in the fourth quarter that helped the Titans preserve a seven-point lead. The third-down play began on the Tennessee 25-yard

line, and the Colts missed a field goal on the ensuing play.

- **At Washington (10/9)**, tallied four tackles, including a nine-yard sack of Carson Wentz in the fourth quarter. The play came on third down, forcing a Washington punt. It was his second consecutive game with at least one sack. He added four quarterback pressures.
- **Against Indianapolis (10/23)**, totaled three tackles, including a sack, and added two quarterback pressures and a pass defended. Recorded his fifth sack of the season on a four-yard takedown of Matt Ryan in the fourth quarter. He registered his third consecutive game with at least one sack and secured his fifth career season with at least five sacks.
- **At Houston (10/30)**, credited with four quarterback pressures.
- **At Kansas City (11/6)**, totaled three tackles, four quarterback pressures and a team-high two sacks. His two sacks of Patrick Mahomes in the second quarter each came on third down to end Chiefs drives, first for a five-yard loss and then for a six-yard loss. It was his 10th career game with at least two sacks. He posted his third consecutive season with at least seven sacks and his fourth total seasons with at least seven sacks.
- **Against Denver (11/13)**, tallied a pair of tackles and finished second on the squad with seven quarterback pressures.
- **At Green Bay (11/17)**, blocked an extra point attempt in the first quarter. It was his NFL-best 10th total block since his rookie season in 2014. He left the contest with an injury in the third quarter.
- **Against Cincinnati (11/27), at Philadelphia (12/4), against Jacksonville (12/11) and at Los Angeles Chargers (12/18)**, he was inactive with a knee injury.
- **Against Houston (12/24)**, led the defense with one sack and seven quarterback pressures. He tied for third place on the team with seven tackles and also totaled two tackles for loss, two passes defended and one forced fumble. In the first quarter, he was credited with his fifth career forced fumble on a rushing attempt by quarterback Davis Mills, but the ball was recovered by the Texans. In the fourth quarter, he sacked Davis Mills for a three-yard loss.
- **Against Dallas (12/29)**, he was inactive.
- **At Jacksonville (1/7)**, led the defense with three quarterback pressures.

Autry's Career Regular Season Statistics:

Year	Team	GP	GS	Tackle	Sack	QBP	TFL	Int	PD	FF	FR
2014	Oak	10	0	13	0.0	1	3	0	0	0	0
2015	Oak	14	8	29	3.0	7	6	0	4	0	0
2017	Oak	16	3	35	5.0	9	9	0	7	0	0
2018	Ind	12	11	37	9.0	11	13	0	1	2	1
2019	Ind	14	14	32	3.5	11	4	0	4	1	0
2020	Ind	14	13	33	7.5	10	9	0	0	0	0
2021	Ten	17	11	32	9.0	44	10	0	6	0	0
2022	Ten	12	8	27	8.0	45	8	0	4	2	0
Totals		125	75	275	47.5	142	68	0	29	5	3

Autry's Career Postseason Statistics:

Year	Team	GP	GS	Tackle	Sack	QBP	TFL	Int	PD	FF	FR
2016	Oak	1	0	3	0.0	0	2	0	1	0	0
2018	Ind	2	2	4	1.0	3	2	0	0	0	0
2020	Ind	1	1	4	1.5	2	1	0	0	1	0
2021	Ten	1	1	3	1.5	2	0	0	1	0	0
Totals		1	1	3	1.5	2	0	0	1	0	0

Autry's Regular Season Single-Game Highs:

- Tackles** - 9 vs. Houston (9/30/18)
- Sacks** - 3 at Jacksonville (12/2/18)
- Forced Fumbles** - 2 at Jacksonville (12/2/18)
- Fumble Recovery** - 1 (Three times, last vs. Miami, 11/25/18)
- Pass Defensed** - 2 (Three times, last at L.A. Rams, 11/7/21)
- Tackles for Loss** - 4 vs. Houston (9/30/18)

Autry's Playoff Single-Game Highs:

- Tackles** - 4 (Three times, last at Buffalo, 1/9/21)
- Sacks** - 1.5 (Twice, last vs. Cincinnati, 1/22/22)
- Forced Fumbles** - 1 at Buffalo (1/9/21)
- Passes Defensed** - 1 (Twice, last vs. Cincinnati, 1/22/22)
- Tackles for Loss** - 2 (Twice, last at Kansas City, 1/12/19)

MOST TOTAL BLOCKS FROM 2014-2022

Since entering the NFL in 2014, **Denico Autry** has recorded a total of 10 blocks, getting a hand on six extra point attempts, three field goals and one punt. Autry leads the NFL in total blocks during that time.

In 2021, Autry's first season in Tennessee, he was credited with a field goal block against the Miami Dolphins on Jan. 2.

In 2022, he blocked an extra point at Green Bay on Nov. 17.

Most total blocked field goals, extra points and punts from 2014 to 2022:

Player	FG	Blocked ...		Total
		PAT	Punt	
1. Denico Autry	3	6	1	10
2. Henry Anderson	3	1	1	5
Margus Hunt	2	3	0	5
Ra'Shede Hageman	1	4	0	5
5. William Gholston	2	2	0	4
Vincent Taylor	3	1	0	4
Shelby Harris	4	0	0	4
Cory Littleton	0	0	4	4
Derek Barnett	2	2	0	4
10. (several tied)				3

#48 • OLB BUD DUPREE

6-4, 269, 8th Year, Kentucky

[Click for complete bio](#)



Outside linebacker **Bud Dupree** completed his eighth NFL season and his second campaign with the Titans in 2022. He was signed by the Titans as an unrestricted free agent on March 19, 2021.

In 2022, Dupree appeared and started in 11 games. He placed fourth on the defense with 33 quarterback pressures and added 18 tackles, four sacks, six stops for loss, a pass defended, a forced fumble and two fumble recoveries. He concluded the season on injured reserve.

Dupree returned from a season-ending injury with the Steelers in 2020 to play in 11 games with six starts for the Titans in 2021. He totaled 17 tackles, three sacks, 15 quarterback pressures, two tackles for loss, one pass defended and one forced fumble. In the team's divisional playoff game, he added two tackles, a sack and two quarterback pressures.

Dupree spent his first six NFL seasons in Pittsburgh after the Steelers chose him with the 22nd overall draft choice in the 2015 NFL Draft. His totals with the Steelers included 231 tackles, 39.5 sacks, 64 quarterback pressures, 53 tackles for loss, one interception, eight forced fumbles and three fumble recoveries in 81 games.

From 2019 to 2020, Dupree totaled 19.5 sacks, ranking eighth in the NFL despite missing five games. His six strip-sacks tied for fourth in the same period. In his final 17 games in Pittsburgh, he registered at least half a sack on 12 occasions.

In 2020, Dupree started the first 11 games but missed the final five contests due to injury. He totaled eight sacks, 15 quarterback hits, 31 tackles, eight tackles for loss, two forced fumbles and two passes defended.

In 2019, Dupree posted a career-best 11.5 sacks, 68 tackles, 16 tackles for loss, 17 quarterback hits, four forced fumbles, two fumble recoveries and three passes defended in a career-high 16 starts. His 16 tackles for loss ranked fourth in the NFL, while his sack total was the ninth-best in the league.

A native of Irwinton, Ga., Dupree played in 47 games with 38 starts at the University of Kentucky (2011-14) and finished with 247 tackles, 23.5 sacks, 38.0 tackles for loss and four forced fumbles. At the time he left school for the NFL, he ranked second in Wildcat history in career sacks.

2022 Game Notes:

- **Against New York Giants (9/11)**, recorded a six-yard sack in the first quarter. In the second quarter, he registered his fourth career fumble recovery, gaining control of the ball after it was fumbled by Daniel Jones on a sack by Jeffery Simmons. The takeaway led to a Titans field goal. He added six quarterback pressures to tie for the team lead.
- **At Buffalo (9/19)**, posted a quarterback pressure before leaving the game in the second quarter with an injury.
- **Against Las Vegas (9/25)**, he was inactive with a hip injury.
- **At Indianapolis (10/2)**, posted a tackle and a fumble recovery before exiting the game with an injury in the first quarter. He registered a fumble

recovery in the first quarter, recovering the ball after it was lost by Matt Ryan. The takeaway led to a Titans touchdown. It was his second fumble recovery of 2022, which matched his career high for a season (2019), and the play gave him five career fumble recoveries.

- **At Washington (10/9)**, he was inactive with a hip injury.
- **Against Indianapolis (10/23)**, totaled three tackles, including a sack, and added a team-high eight quarterback pressures. In the fourth quarter, he ended a Colts drive with a three-yard sack of Matt Ryan on third down.
- **At Houston (10/30)**, finished with two tackles, one sack and three quarterback pressures. He dropped quarterback Davis Mills for a 13-yard loss in the second quarter. The sack came on third down, forcing the Texans to settle for a field goal.
- **At Kansas City (11/6)**, contributed one tackle and one quarterback pressure before exiting the contest with a hip injury.
- **Against Denver (11/13) and at Green Bay (11/17)**, he was inactive with a hip injury.
- **Against Cincinnati (11/27)**, returned to action after missing two games with an injury and tied for the team lead with three quarterback pressures. He added two tackles.
- **At Philadelphia (12/4)**, appeared in his 100th NFL game (regular season) and totaled two tackles, a sack and a forced fumble. He tied for the team lead with two quarterback pressures. In the second quarter, he recorded a strip-sack against Jalen Hurts on third down, but the ball was recovered by the Eagles. It was also his 10th career strip-sack and 10th career forced fumble.
- **Against Jacksonville (12/11)**, finished with six tackles, including a team-high three tackles for loss. He dropped running back Travis Etienne Jr. for a six-yard tackle for loss in the first quarter. He added two passes defended.
- **At Los Angeles Chargers (12/18)**, recorded four quarterback pressures.
- **Against Houston (12/24)**, posted three quarterback pressures.
- Placed on injured reserve on Dec. 29.

Dupree's Career Regular Season Statistics:

Year	Team	GP	GS	Tackle	Sack	QBP	TFL	Int	PD	FF	FR
2015	Pit	16	5	26	4.0	6	4	0	1	0	0
2016	Pit	7	4	24	4.5	6	5	0	1	1	0
2017	Pit	15	15	40	6.0	7	12	0	1	0	1
2018	Pit	16	15	42	5.5	13	8	1	3	1	0
2019	Pit	16	16	68	11.5	17	16	0	3	4	2
2020	Pit	11	11	31	8.0	15	8	0	2	2	0
2021	Ten	11	6	17	3.0	15	2	0	1	1	0
2022	Ten	11	11	18	4.0	33	6	0	1	1	2
NFL Totals		103	83	266	46.5	112	61	1	13	10	5

Dupree's Career Postseason Statistics:

Year	Team	GP	GS	Tackle	Sack	QBP	TFL	Int	PD	FF	FR
2015	Pit	2	2	6	0.0	0	2	0	0	0	0
2016	Pit	3	3	15	0.5	3	1	0	1	0	0
2017	Pit	1	1	4	0.0	0	0	0	0	0	0
2021	Ten	1	0	2	1.0	2	1	0	0	0	0
Playoff Totals		7	6	27	1.5	5	4	0	1	0	0

Dupree's Regular Season Single-Game Highs:

- Tackles** - 7 vs. Cleveland (1/1/17)
- Sacks** - 2.5 at Buffalo (12/11/16)
- Interceptions** - 1 at Tampa Bay (9/24/18)
- Forced Fumbles** - 1 (10 times, last at Philadelphia, 12/4/22)
- Fumble Recovery** - 1 (Five times, last at Indianapolis, 10/2/22)
- Passes Defensed** - 2 at Cleveland (9/9/18)

Dupree's Playoff Single-Game Highs:

- Tackles** - 6 vs. Miami (1/8/17)
- Sacks** - 1 vs. Cincinnati (1/22/22)
- Passes Defensed** - 1 at Kansas City (1/15/17)

#58 • OLB HAROLD LANDRY III

6-2, 252, 5th Year, Boston College
[Click for complete bio](#)



Outside linebacker **Harold Landry III** was selected by the Titans in the second round (41st overall) of the 2018 NFL Draft after the Titans traded up 16 spots in the second round (57 to 41) in order to take the former Boston College standout.

Landry was placed on injured reserve on Sept. 2, 2022, ending his fifth NFL season before Week 1.

From the start of his rookie campaign through 2021, Landry's 31 total sacks led the Titans. Other than **Jevon Kearse** (37), Landry produced the highest sack total by a Titans/Oilers player in his first four NFL seasons since individual sacks became an official NFL statistic in 1982.

From 2018 to 2021, Landry joined Pittsburgh's **Cameron Heyward** as the NFL's only players to be credited with at least 250 tackles (press box statistics), 30 sacks and two interceptions.

In 2021, Landry was named to his first Pro Bowl after starting all 17 games. He registered his third consecutive season to start every contest, extending his streaks to 64 consecutive games played and 52 consecutive starts. At the conclusion of 2021, his starting streak was the sixth-longest active streak in the NFL among all defensive players.

Landry's 12 sacks in 2021 led the Titans, ranked 10th in the NFL and established a career high. He became the first Titans player to record double-digit sacks in a season since **Brian Orakpo** (10.5) in 2016 and the first Titans player with 12 sacks in a season since **Jason Babin** (12.5) in 2010. Landry tied for second on the squad with 75 tackles, ranked second with a career-high 49 quarterback pressures, led the team with 14 tackles for loss, and added a forced fumble. He joined **Micah Parsons**, **Aaron Donald** and Heyward as the only NFL players in 2021 to post at least 75 tackles and 10 sacks.

Then, in the team's 2021 divisional playoff contest, he recorded 1.5 sacks. He improved his postseason career total to 4.5 sacks, becoming the organization's first player with at least four career postseason sacks since individual sacks became an official statistic in 1982.

In 2020, Landry recorded 16 starts for the second consecutive season. He led the team with 5.5 sacks, a then-career-high 32 quarterback pressures and a then-career-high 10 tackles for loss. He totaled 69 tackles and added one interception and a career-high five passes defended. In one playoff contest, he led the team with 10 tackles and two sacks.

Landry started all 16 games in 2019 and led the Titans with nine sacks. His 28 quarterback pressures ranked second, and he added 81 tackles, four tackles for loss, one pass defended, one forced fumble and two fumble recoveries. He also started all three postseason games and registered a sack and a team-high eight quarterback pressures.

As a rookie in 2018, he played in 15 games with three starts. His 4.5 sacks tied for third place on the team, and he also tied for second on the defense with 18 quarterback pressures.



In 46 career games playing defensive end for Boston College, Landry totaled 160 tackles, 26 sacks, 47.5 tackles for loss, seven passes defensed, 10 forced fumbles, one fumble recovery and one interception. His 26 career sacks were exceeded in school history by only **Mathias Kiwanuka** (37.5 from 2002-05).

As a senior in 2017, Landry played and started eight games before a season-ending ankle injury ended his year. He finished second on the team with five sacks and totaled 38 tackles, 8.5 tackles for loss and two passes defensed.

In 2016, Landry set the school's single-season record with 16.5 sacks, which led the nation. He added seven forced fumbles, which also led the country, while his 22 tackles for loss ranked fifth nationally and ranked second all-time for the Eagles. His numerous honors included Walter Camp second-team All-America, AP second-team All-America and second-team All-ACC by the Atlantic Coast Sports Media Association and the league's head coaches.

He is a native of Spring Lake, N.C.

2022 Game Notes:

➤ Placed on injured reserve on Sept. 2.

Landry's Career Regular Season Statistics:

Year	GP	GS	Tackle	Sack	QBP	TFL	Int	PD	FF	FR
2018	15	3	46	4.5	18	2	0	2	1	0
2019	16	16	81	9.0	28	4	1	1	1	2
2020	16	16	69	5.5	29	10	1	5	0	0
2021	17	17	75	12.0	49	14	0	0	1	0
2022	0	0	0	0.0	0	0	0	0	0	0
Totals	64	52	271	31.0	127	30	2	8	3	2

Landry's Career Postseason Statistics:

Year	GP	GS	Tackle	Sack	QBP	TFL	Int	PD	FF	FR
2019	3	3	8	1.0	8	1	0	1	0	0
2020	1	1	10	2.0	4	1	0	0	0	0
2021	1	1	6	1.5	5	1	0	0	0	0
Totals	5	5	24	4.5	17	3	0	1	0	0

Landry's Regular Season Single-Game Highs:

- Tackles** - 8 (Three times, last vs. Buffalo, 10/18/21)
- Sacks** - 2 (Three times, last vs. Buffalo, 10/18/21)
- Quarterback Pressures** - 9 at N.Y. Giants (12/16/18)
- Interceptions** - 1 (Twice, last vs. Jacksonville, 9/20/20)
- Forced Fumbles** - 1 (Three times, last at Indianapolis, 10/31/21)
- Fumble Recovery** - 1 (Twice, last vs. Tampa Bay, 10/27/19)

Landry's Playoff Single-Game Highs:

- Tackles** - 10 vs. Baltimore (1/10/21)
- Sacks** - 2 vs. Baltimore (1/10/21)
- Quarterback Pressures** - 5 vs. Cincinnati (1/22/22)

2021 NFL SACK LEADERS

With a career-high 12 sacks in 2021, Titans outside linebacker **Harold Landry III** ranked fifth in the AFC and 10th in the NFL.

In the franchise's "Titans era" (1999–present), his 12 sacks tied for the fourth-highest single-season total and were the most since **Jason Babin** produced 12.5 sacks in 2010.

Most sacks in 2021:

Player	Team	Sacks
1. T.J. Watt	Pittsburgh Steelers	22.5
2. Robert Quinn	Chicago Bears	18.5
3. Myles Garrett	Cleveland Browns	16.0
4. Nick Bosa	San Francisco 49ers	15.5
5. Trey Hendrickson	Cincinnati Bengals	14.0
6. Micah Parsons	Dallas Cowboys	13.0
7. Cameron Jordan	New Orleans Saints	12.5
Matt Judon	New England Patriots	12.5
Aaron Donald	Los Angeles Rams	12.5
10. Harold Landry III	Tennessee Titans	12.0



FRANCHISE SACK LEADERS

At the conclusion of the 2021 season, his fourth NFL season, **Harold Landry III** had 31 career sacks, a total that tied for 12th in franchise history.

In the franchise's "Titans era" (1999–present), his sack total ranks behind only **Jevon Kearse** (52), **Jurrell Casey** (51), **Derrick Morgan** (44.5) and **Kyle Vanden Bosch** (38.5).

Franchise career sack leaders*:

Player	Seasons	Sacks
1. Elvin Bethea	1968–1983	105.0
2. Ray Childress	1985–1995	75.5
3. Jesse Baker	1979–1987	66.0
4. William Fuller	1986–1993	59.0
5. Sean Jones	1988–1993	57.5
6. Jevon Kearse	1999–2003, 2008–2009	52.0
7. Jurrell Casey	2011–2019	51.0
8. Robert Brazile	1975–1984	48.0
9. Ted Washington	1973–1982	45.0
10. Derrick Morgan	2010–2018	44.5
11. Kyle Vanden Bosch	2005–2009	38.5
12. Harold Landry III	2018–2021	31.0
Curley Culp	1974–1980	31.0

* Individual sacks did not become an official NFL statistic until 1982.

SACKS IN FIRST FOUR SEASONS

From the start of his rookie season in 2018 through 2021, **Harold Landry III's** 31 total sacks led the Titans. Other than **Jevon Kearse** (37.0 sacks from 1999 through 2001), Landry produced the highest sack total by a Titans/Oilers player in his first four NFL seasons since individual sacks became an official NFL statistic in 1982.

Most sacks for the Titans/Oilers in a player's first three NFL seasons, 1982–2020:

Player	Seasons	Sacks
1. Jevon Kearse	1999–2002	37.0
2. Harold Landry III	2018–2021	31.0
3. Ray Childress	1985–1988	23.0
4. Kenny Holmes	1997–2000	22.5
5. Jurrell Casey	2011–2014	21.0
6. Travis LaBoy	2004–2007	19.5
7. Derrick Morgan	2010–2013	16.5
8. Gary Walker	1995–1998	16.0
9. (two tied)		15.5

2022 RECAP

DRAFT

TEAM NOTES

PLAYER NOTES

STATISTICS

ROSTERS

CONSECUTIVE GAMES WITH A HALF SACK

When **Harold Landry III** registered a sack against the New Orleans Saints on Nov. 14, he joined **Jevon Kearse** as the only Titans/Oilers players since individual sacks became an official NFL statistic in 1982 to produce at least a half sack in eight consecutive games. Kearse had a half sack or more in each of the final 10 games of his 1999 NFL Defensive Rookie of the Year campaign and in the first two games of his second season.

In 2019, Landry recorded five consecutive games with at least a half sack.

Most consecutive games with at least a half sack for the Titans/Oilers (1982–present):

Player	Dates	Consecutive Games
1. Jevon Kearse	Oct. 31, 1999–Sept. 10, 2000	12
2. Harold Landry III	Sept. 26, 2021–Nov. 14, 2021	8
3. Sean Jones	Nov. 4, 1990–Dec. 23, 1990	7
Kevin Carter	Dec. 16, 2002–Sept. 28, 2003	7
5. Jevon Kearse	Sept. 28, 2003–Nov. 9, 2003	6
William Fuller	Sept. 8, 1991–Oct. 20, 1991	6
7. Harold Landry III	Oct. 27, 2019–Dec. 1, 2019	5
Brian Orakpo	Sept. 18, 2016–Oct. 16, 2016	5
Sean Jones	Nov. 1, 1992–Nov. 26, 1992	5
Lee Williams	Sept. 13, 1992–Oct. 18, 1992	5

MORE TITANS OUTSIDE LINEBACKERS

57 - OLB TARELL BASHAM

6-4, 266, 6th Year, Ohio


➤ Tarell Basham was signed by the Titans as a free agent on Dec. 5, 2022.

➤ In 2022, he saw action in seven total games, including five games with the Titans and two games with the Cowboys. He totaled five tackles, one tackle for loss and four quarterback pressures with Tennessee. He appeared in two games for the Cowboys before he was released and signed with the Titans.

➤ Prior to joining the Titans, Basham appeared in 77 games over five-plus seasons with the Indianapolis Colts (2017-18), New York Jets (2018-20) and Dallas Cowboys (2021-22). During that time, he tallied 11.0 sacks, 123 tackles, 12 tackles for loss, five forced fumbles, two fumble recoveries and one interception.

➤ In 2021, Basham played in all 17 games for the Cowboys with six starts. He totaled 39 tackles, 3.5 sacks, three tackles for loss, one forced fumble and one fumble recovery.

➤ A native of Rocky Mount, Va., he entered the NFL as a third-round pick by the Colts in 2017, after a four-year career at Ohio University, where he played 51 games and recorded a school-record 29.5 sacks.



99 - OLB RASHAD WEAVER

6-4, 259, 2nd Year, Pittsburgh

➤ Rashad Weaver was selected by the Titans in the fourth round (135th overall) of the 2021 NFL Draft.


➤ In 2022, he appeared in 16 games with four starts. His 5.5 sacks ranked fourth on the team, while his 39 quarterback pressures ranked third. His totals also included 27 tackles, seven tackles for loss, six passes defended, two forced fumbles and one fumble recovery.

➤ As a rookie in 2021, Weaver totaled two tackles in two games before being placed on injured reserve on Sept. 28.

➤ In four seasons at the University of Pittsburgh (2017-20), Weaver appeared in 35 games with 28 starts. He tallied 110 tackles, 34.5 tackles for loss, 17.0 sacks, nine passes defended, 28 quarterback pressures, five forced fumbles and four fumble recoveries.

➤ As a senior in 2020, he started nine games and totaled 35 tackles, 14.5 tackles for loss, 7.5 sacks, 12 quarterback pressures, two passes defended, three forced fumbles and one fumble recovery. Weaver was also Awarded first team All-ACC honors and was a semifinalist for the Bednarik Award.

➤ He is a native of Fort Lauderdale, Fla.



2022 Game Notes:

➤ **Against New York Giants (9/11)**, totaled four tackles, three quarterback pressures and his first two career sacks. In the first quarter, he recorded his first career sack, dropping Daniel Jones for a five-yard loss. In the third quarter, he notched a two-yard sack on third down to end a Giants drive.

➤ **Against Las Vegas (9/25)**, totaled two tackles, one sack and four quarterback pressures. He recorded his third sack of the season, dropping Derek Carr for a seven-yard loss in the second quarter. The sack came on third down to help force a punt.

➤ **At Indianapolis (10/2)**, totaled two tackles and three quarterback pressures and was credited with a three-yard sack and forced fumble in the third quarter. He knocked the ball out of Matt Ryan's hands, but it was recovered by the Colts. It was Weaver's team-leading fourth sack of 2022 (fourth career) and his first career forced fumble.

➤ **At Washington (10/9)**, helped force a turnover on downs in the third quarter, deflecting a Carson Wentz pass that bounced incomplete. He was also credited with a tackle and a quarterback pressure in the contest.

➤ **At Kansas City (11/6)**, tied for the team lead with five quarterback pressures.

➤ **Against Denver (11/13)**, produced two tackles, 1.5 sacks, one pass defended, one forced fumble and a team-high eight quarterback pressures. He tallied 1.5 sacks on the final defensive series of the game to help seal the victory. He split a two-yard sack of Russell Wilson with DeMarcus Walker, and later in the same drive, he registered his second career strip-sack (ball recovered by Denver).

➤ **At Green Bay (11/17)**, led the team with three quarterback pressures.

➤ **At Philadelphia (12/4)**, contributed three tackles, one tackle for loss and one quarterback pressure.

➤ **Against Jacksonville (12/11)**, posted a tackle for loss and tied for the team lead with two passes defended.

➤ **At Los Angeles Chargers (12/18)**, led the defense with five quarterback pressures and added a pair of tackles.

➤ **Against Houston (12/24)**, totaled three tackles, one tackle for loss and two quarterback pressures.

➤ **At Jacksonville (1/7)**, recovered a fumble by Trevor Lawrence in the second quarter to notch his first career fumble recovery. In the fourth quarter, he helped end a Jaguars drive with a batted pass against Trevor Lawrence on third down.



TITANS CORNERBACKS

No.	Name	Ht	Wt	Exp	College
30	Avery, Tre	5-11	181	R	Rutgers
3	Farley, Caleb	6-2	197	2	Virginia Tech
26	Fulton, Kristian	5-11	197	3	Louisiana State
38	Harris, Davontae	5-11	205	5	Illinois State
35	Jackson, Chris	5-10	193	3	Marshall
32	Mabin, Greg	6-2	200	6	Iowa
21	McCreary, Roger	5-11	190	R	Auburn
39	Mitchell, Terrance	5-11	191	9	Oregon
24	Molden, Elijah	5-10	192	2	Washington

#26 • CB KRISTIAN FULTON

5-11, 197, 3rd Year, Louisiana State

[Click for complete bio](#)



Cornerback **Kristian Fulton** completed his third NFL season in 2022. He was selected by the Titans in the second round (61st overall) of the 2020 NFL Draft.

In 2022, Fulton appeared and started in 11 games and established a career high with 48 tackles. He added one interception, five passes defended, three tackles for loss, one forced fumble and one fumble recovery. His five passes defended gave him 20 for his career, which ranked second on the team from 2020 to 2022 behind only **Kevin Byard** (26).

In 2021, Fulton became a mainstay in the Titans lineup, starting all 13 games in which he played. He contributed two interceptions and tied for 11th in the NFL with a team-high 14 passes defended. Among all players in their first two NFL seasons, his 14 passes defended in 2021 tied for the league's fourth-highest total. He also contributed 40 tackles during the regular season and added six stops in the team's divisional playoff contest.

In 2020, Fulton appeared in six games with two starts as a rookie. He totaled 16 tackles, one interception, one pass defended, one sack, one quarterback pressure and one tackle for loss. He also played in one postseason contest.

Prior to entering the NFL, the New Orleans, La., native was a two-year starter at Louisiana State. He appeared in 28 games with 25 starts and finished his career with 65 tackles, 25 passes defended and two interceptions.

As a senior in 2019, he started all 15 games and posted 38 tackles, one tackle for loss, 15 passes defended and one interception. He was recognized with second-team All-SEC honors from the Associated Press. In his final collegiate game, Fulton helped LSU secure a National Championship victory over Clemson with a career-high six tackles and one pass defended.

2022 Game Notes:


- **Against New York Giants (9/11)**, set a career high and tied for third on the team with six total tackles. He was also credited with his first career forced fumble in the fourth quarter when he knocked the ball out of Saquon Barkley's hands, but the ball went out of bounds.
- **At Buffalo (9/19)**, he was inactive with a hamstring injury.
- **Against Las Vegas (9/25)**, returned to the starting lineup and tied his career high with six tackles, including a team-high two tackles for loss. He added a pass defended.
- **At Indianapolis (10/2)**, recorded his first career fumble recovery, pouncing on the ball after it was fumbled by Jonathan Taylor in the fourth quarter. The takeaway, which occurred in Titans territory, helped the Titans preserve their seven-point lead. He added three tackles and one pass defended.



#3 • CB CALEB FARLEY

6-2, 197, 2nd Year, Virginia Tech

[Click for complete bio](#)



Cornerback **Caleb Farley** was selected by the Titans in the first round (22nd overall) of the 2021 NFL Draft.

In his second season, Farley appeared in nine games with one start before landing on injured reserve to conclude the campaign. He totaled 10 tackles.

Farley appeared in three games with one start during his rookie season. He finished with four tackles and one pass defended before his season came to a premature end due to a knee injury. He spent the remainder of the season on injured reserve.

Farley played two seasons at Virginia Tech, appearing in 24 games with 23 starts. His career totals included six interceptions, 25 passes defended, 56 tackles, one sack, two quarterback hits and seven kickoff returns for 152 yards (21.7 avg.).

Farley redshirted as a wide receiver in 2017 and then began playing cornerback for the first time in his redshirt freshman campaign in 2018. He continued playing for the Hokies in 2019 and then opted out of the 2020 campaign due to COVID-19 concerns.

In 2019, he started all 11 games in which he appeared and was named first team All-ACC after leading the conference with 16 passes defended. His four interceptions tied for second place in the conference. He also totaled 20 tackles and a quarterback hit.

In 2018, he earned honorable mention for the Mayo Clinic Comeback Player of the Year Award after registering 36 tackles, one tackle for loss, one sack, two interceptions and nine passes defended. He also added seven kickoff returns for 152 total yards (21.7 avg.).

Farley is a native of Maiden, N.C.

2022 Game Notes:

- **At Buffalo (9/19)**, registered a career-high four tackles.
- **At Indianapolis (10/2)**, tied his career high with four tackles.
- Placed on injured reserve on Nov. 15, 2022.

Farley's Career Regular Season Statistics:

Year	GP	GS	Tackle	Sack	QBP	TFL	Int	PD	FF	FR
2021	3	1	4	0.0	0	0	0	1	0	0
2022	9	1	10	0.0	0	0	0	0	0	0
Totals	12	2	14	0.0	0	0	0	1	0	0

Farley's Regular Season Single-Game Highs:

Tackles - 4 (Twice, last at Indianapolis, 10/2/22)
Passes Defended - 1 at Jacksonville (10/10/21)

- **Against Indianapolis (10/23)**, tied a career high with six tackles.
- **At Houston (10/30)**, tallied an interception, three tackles and a team-high two passes defended. He produced his first interception of the season and the fourth interception of his career, picking off a Davis Mills pass in the first quarter.
- **At Kansas City (11/6)**, led the team with two passes defended and added four tackles.
- **Against Denver (11/13)**, he was inactive with a hamstring injury.
- **At Green Bay (11/17)**, registered four tackles.
- **Against Cincinnati (11/27)**, tied for third place on the defense and tied his career high with six tackles.
- **At Philadelphia (12/4)**, registered one tackle before leaving the game with an injury in the second quarter.
- **Against Jacksonville (12/11)**, **at Los Angeles Chargers (12/18)**, **against Houston (12/24)** and **against Dallas (12/29)**, he was inactive with a groin injury.
- **At Jacksonville (1/7)**, returned from an injury to start and record five tackles.

Fulton's Career Regular Season Statistics:

Year	GP	GS	Tackle	Sack	QBP	TFL	Int	PD	FF	FR
2020	6	2	16	1.0	1	1	1	1	0	0
2021	13	13	40	0.0	0	0	2	14	0	0
2022	11	11	48	0.0	0	3	1	5	1	1
Totals	30	26	104	1.0	1	4	4	20	1	1

Fulton's Career Postseason Statistics:

Year	GP	GS	Tackle	Sack	QBP	TFL	Int	PD	FF	FR
2020	1	0	0	0.0	0	0	0	0	0	0
2021	1	1	6	0.0	0	0	0	0	0	0
Totals	2	1	6	0.0	0	0	0	0	0	0

Fulton's Regular Season Single-Game Highs:

Tackles - 6 (Four times, last vs. Cincinnati, 11/27/22)

Sacks - 1 at Minnesota (9/27/20)

Interceptions - 1 (Four times, last at Houston, 10/30/22)

Fumble Recoveries - 1 at Indianapolis (10/2/22)

Fulton's Playoff Single-Game Highs:

Tackles - 6 vs. Cincinnati (1/22/22)

MOST PASSES DEFENSED IN 2021

In his second NFL season, cornerback **Kristian Fulton** tied for 11th place in the NFL and led the Titans defense with 14 passes defended. Among all players in their first two NFL seasons in 2021, he tied for the fourth-highest total behind only **Trevon Diggs** (21), **A.J. Terrell** (16) and **Bryce Hall** (16).

Most passes defended in 2021:

Player	Team	Passes Defended
1. J.C. Jackson	New England Patriots	23
2. Trevon Diggs *	Dallas Cowboys	21
3. Marshon Lattimore	New Orleans Saints	19
4. James Bradberry	New York Giants	17
Anthony Brown	Dallas Cowboys	17
6. Jalen Ramsey	Los Angeles Rams	16
Kendall Fuller	Washington Football Team	16
A.J. Terrell *	Atlanta Falcons	16
Bryce Hall *	New York Jets	16
Xavien Howard	Miami Dolphins	16
11. Kristian Fulton *	Tennessee Titans	14
Chidobe Awuzie	Cincinnati Bengals	14
Pat Surtain II *	Denver Broncos	14
Eric Stokes *	Green Bay Packers	14

* Rookie, first-year or second-year player in 2021

#21 • CB ROGER McCREARY

5-11, 190, Rookie, Auburn

[Click for complete bio](#)



Cornerback **Roger McCreary** was selected by the Titans in the second round (35th overall) of the 2022 NFL Draft.

As a rookie, McCreary was one of three players on the team to start all 17 games (**Kevin Byard**, **Aaron Brewer**), and he became the first Titans rookie cornerback since **Adoree' Jackson** in 2017 to start every game. Only two other rookie cornerbacks in the NFL—Seattle's **Tariq Woolen** and the New York Jets' **Sauce Gardner**—started all 17 games in 2022. McCreary finished third on the Titans defense with 85 tackles, ranked second on the defense with eight passes defended, and added one interception, two tackles for loss and one quarterback pressure.

During four seasons at Auburn (2018-21), McCreary appeared in 43 games with 23 starts and posted 135 tackles, five interceptions, 35 passes defended, 10 stops for loss, a forced fumble and two fumble recoveries.

As a senior in 2021, McCreary started 12 games at cornerback for the Tigers and collected a career-best 49 tackles, an interception, a sack, two stops for loss and a team-best 16 passes defended. He was a first-team All-America selection by The Athletic, Associated Press, ESPN and Reese's Senior Bowl.

As a junior in 2020, he established career highs with three interceptions and seven tackles for loss.

McCreary is a native of Mobile, Ala.

2022 Game Notes:

- **Against New York Giants (9/11)**, recorded a start in his NFL debut and posted two tackles. He and right tackle Nicholas Petit-Frere became the 20th and 21st rookies for the Titans since 1999 to start a season opener. Since head coach Mike Vrabel arrived in 2018, McCreary and Petit-Frere became the third and fourth rookies to start in Week 1, joining wide receiver A.J. Brown (2019) and defensive back Chris Jackson (2020).
- **At Buffalo (9/19)**, started for the second consecutive week and led the defense with 11 tackles.
- **Against Las Vegas (9/25)**, led the team in tackles for the second consecutive game and added a pass defended. He posted 10 tackles one week after leading the defense with 11 stops.
- **At Indianapolis (10/2)**, tied for the team lead with seven tackles, including a tackle for loss.
- **Against Indianapolis (10/23)**, totaled five tackles and a pass defended.
- **At Houston (10/30)**, finished second on the defense with six tackles.
- **At Kansas City (11/6)**, recorded his first career interception on a deflected pass from Patrick Mahomes to Travis Kelce in the third quarter. He added eight tackles.
- **Against Denver (11/13)**, notched five tackles.
- **At Green Bay (11/17)**, posted five tackles.
- **Against Cincinnati (11/27)**, posted two tackles and one pass defended.
- **At Philadelphia (12/4)**, registered four tackles.
- **Against Jacksonville (12/11)**, tallied five tackles.
- **At Los Angeles Chargers (12/18)**, totaled three tackles and a team-high two passes defended while also helping to force a turnover late in the second quarter. While he was in the air going out of bounds in his own end zone, he caught Justin Herbert's pass and lateraled the ball to teammate Joshua Kalu, who secured it for the interception.



- **Against Houston (12/24)**, produced five tackles.
- **Against Dallas (12/29)**, totaled three tackles and one pass defended.
- **At Jacksonville (1/7)**, completed the season with starts in all 17 games. He registered one tackle and one pass defended.

McCreary's 2022/Career Regular Season Statistics:

Year	GP	GS	Tackle	Sack	QBP	TFL	Int	PD	FF	FR
2022	17	17	85	0.0	1	2	1	8	0	0

McCreary's Regular Season Single-Game Highs:

Tackles - 11 at Buffalo (9/19/22)

Interceptions - 1 at Kansas City (11/6/22)

McCreary's College Statistics (Auburn):

Year	GP	GS	Tackle	Sack	TFL	Int	PD	FF	FR
2018	7	0	5	0.0	0	0	1	0	0
2019	13	1	36	0.0	1	1	12	0	1
2020	10	10	45	0.0	7	3	6	1	0
2021	12	12	49	1.0	2	2	16	0	1
Totals	42	23	135	1.0	10	6	35	1	2

#24 • CB ELIJAH MOLDEN

5-10, 192, 2nd Year, Washington

[Click for complete bio](#)

Cornerback **Elijah Molden** completed his second NFL season in 2022. He was selected by the Titans in the third round (100th overall) of the 2021 NFL Draft.

In 2022, Molden was limited by injuries to two games and one start. He totaled five tackles, one quarterback pressure and one tackle for loss before his second stint on injured reserve ended his season.

As a rookie in 2021, Molden appeared in 16 games with seven starts. He ranked fifth on the team and first among Titans rookies with 60 tackles and registered one interception for a touchdown. He was one of six rookie defensive backs with at least 60 tackles and one interception. Additionally, he contributed six quarterback pressures, three tackles for loss, four passes defended, one forced fumble, one fumble recovery and two stops on special teams. In the team's divisional playoff contest, he started and registered two tackles.

Prior to arriving in Tennessee, Molden totaled 153 tackles, five interceptions, 25 passes defended, four forced fumbles and two fumble recoveries in 44 games at the University of Washington. He earned first team All-Pac-12 honors on defense as a junior and senior and was named second team All-Pac-12 as an all-purpose/special teams player as a sophomore.

In 2020, Washington's football season was limited to four games due to the COVID-19 pandemic. Molden started all four contests and finished third on the squad with 26 tackles to go with one interception and two passes defended.

In 2019, Molden set career highs with a team-high 79 tackles, four interceptions and three forced fumbles with the Huskies.

He is a native of West Linn, Oregon.

2022 Game Notes:

- Placed on injured reserve on Sept. 9, 2022.
- Activated from injured reserve to the 53-man roster on Nov. 12, 2022.
- **Against Denver (11/13)**, started in his first appearance of 2022. He recorded three tackles, including a tackle for loss, before leaving the game in the second half with an injury.
- **At Green Bay (11/17)**, he was inactive with a groin injury.
- **Against Cincinnati (11/27)**, he posted two tackles.
- **At Philadelphia (12/4)**, he was inactive with a groin injury.
- Placed on injured reserve on Dec. 7, 2022.

Molden's Career Regular Season Statistics:

Year	GP	GS	Tackle	Sack	QBP	TFL	Int	PD	FF	FR
2021	16	7	60	0.0	6	3	1	4	1	1
2022	2	1	5	0.0	1	1	0	0	0	0
Totals	18	8	65	0.0	7	4	1	4	1	1

**Molden's Career Postseason Statistics:**

Year	GP	GS	Tackle	Sack	QBP	TFL	Int	PD	FF	FR
2021	1	1	2	0.0	0	0	0	0	0	0
Totals	1	1	2	0.0	0	0	0	0	0	0

Molden's Regular Season Single-Game Highs:

Tackles - 8 (Three times, last at L.A. Rams, 11/7/21)

Interceptions - 1 at Indianapolis (10/31/21)

Passes Defended - 2 at Indianapolis (10/31/21)

Forced Fumbles - 1 at Jacksonville (10/10/21)

Fumble Recoveries - 1 vs. Miami (1/2/22)

Molden's Playoff Single-Game Highs:

Tackles - 2 vs. Cincinnati (1/22/22)

MORE TITANS CORNERBACKS**30 - CB TRE AVERY**

5-11, 181, Rookie, Rutgers

➤ Tre Avery was signed by the Titans as a rookie free agent on May 13, 2022.

➤ In 2022, Avery appeared in 14 games with three starts as a rookie. He led the team with nine passes defended, a total that ranked sixth in the NFL among all rookies. He also contributed 23 tackles, one tackle for loss, six special teams tackles and one fumble recovery on coverage units.

➤ In four seasons at Rutgers (2018-21), Avery appeared in 35 games with 22 starts. He totaled 92 career tackles, 4.5 tackles for loss, one sack, four interceptions, 17 passes defended and one forced fumble. He added eight kick returns for 169 yards.

➤ As a senior in 2021, he appeared in 12 games with nine starts and tallied a career-high-tying 37 tackles to go along with 1.5 tackles for loss, one interception and six passes defended.


➤ As a junior in 2020, he started all nine games and recorded career-bests with 37 tackles, two tackles for loss and a team-high-tying eight passes defended. He also had an interception and was named third-team All-Big Ten by the league's coaches and media.

➤ Transferred to Rutgers in 2017 from Toledo, where he did not appear in a game.

➤ He is a native of Baltimore, Md.

2022 Game Notes:

- **Against New York Giants (9/11)**, led the team with three total special teams tackles in his NFL debut.
- **At Buffalo (9/19)**, registered his first career start and totaled three tackles. He also recovered a Titans fumble on special teams.
- **Against Denver (11/13)**, led the team with two special teams tackles.
- **At Green Bay (11/17)**, led the team with two passes defended and added a stop for loss.
- **Against Cincinnati (11/27)**, registered two tackles and a team-high two passes defended.
- **At Philadelphia (12/4)**, tied for the team lead and established a career high with seven tackles. He also led the team with two passes defended.



➤ **Against Houston (12/24)**, totaled three tackles and a pass defended in his second career start. In the third quarter, he helped force a turnover, tipping a pass by Davis Mills. The ball was subsequently intercepted by linebacker Jack Gibbens.

➤ **Against Dallas (12/29)**, tied for the team lead with two passes defended and matched his career high with seven tackles.

38 - DB DAVONTAE HARRIS 5-11, 200, 5th year, Illinois State

➤ The Titans signed Davontae Harris to the team's practice squad during Week 11 of the 2022 season and signed him to the 53-man roster on Dec. 17, 2022.

➤ Harris appeared in six games during the 2022 season and totaled three special teams tackles.

➤ Prior to joining the Titans, Harris played in 37 games with nine starts over four NFL seasons with Cincinnati (2018), Denver (2019-20), Baltimore (2020), San Francisco (2021) and the Los Angeles Chargers (2021). His totals during that time included 42 tackles, four pass deflections and one forced fumble.

➤ He was selected by the Bengals in the fifth round (151st overall) of the 2018 NFL Draft.

➤ Harris played four college seasons at Illinois State (2014-17), where he appeared in 49 games totaling 208 tackles, three sacks, four interceptions, 39 passes defended and one forced fumble.



35 - DB CHRIS JACKSON 5-10, 193, 3rd Year, Marshall

➤ Chris Jackson was selected by the Titans in the seventh round (243rd overall) of the 2020 NFL Draft.

➤ In 2022, he was limited to one game in which he posted one tackle. He missed the final 15 games of the season while on injured reserve.

➤ In 2021, Jackson participated in 12 games with three starts. He finished with 33 tackles, two quarterback pressures, one tackle for loss, four passes defended and one stop on special teams. He also played in the team's divisional playoff contest.

➤ In 2020, he appeared in 11 games with three starts as a rookie. He totaled 21 tackles, one tackle for loss, one pass defended and three special teams stops.

➤ Jackson started and registered a tackle in his NFL debut on Monday Night Football at Denver on Sept. 14, 2020. He became the franchise's first rookie drafted in the seventh round or later to start a Week 1 game since Sept. 10, 1989, when Oilers ninth-round rookie tight end Bob Mrosko started at Minnesota.

➤ A native of Tallahassee, Fla., he started 48 games during a four-year career at Marshall. He posted 189 tackles, 6.5 tackles for loss, two sacks, seven interceptions with one returned for a touchdown, 45 passes defended and two fumble recoveries with one returned for a score for the Thundering Herd. His 45 passes defended ranked first in Marshall history, and he earned all-conference recognition in all four of his collegiate seasons.

2022 Game Notes:

➤ Placed on injured reserve on Sept. 21, 2022.



32 - CB GREG MABIN

6-2, 200, 6th Year, Iowa

➤ Mabin was re-signed by the Titans to the practice squad on Nov. 15, 2022 and then promoted to the 53-man roster on Dec. 10, 2022.

➤ He has had multiple stints with the Titans, originally joining Tennessee's practice squad in 2020, then spending 2021 training camp with the organization and re-joining the club later in 2021.

➤ In 2022, he appeared in six games and contributed 13 tackles for the Titans defense.

➤ During the 2021 season, he was re-signed by the Titans off Arizona's practice squad on Oct. 20. He appeared in five games with two starts for the Titans, finishing the campaign with 10 tackles and one pass defended.

➤ He originally signed with the Tampa Bay Buccaneers as a rookie free agent following the 2017 NFL Draft and has also spent time with the Buffalo Bills, San Francisco 49ers, Cincinnati Bengals and Jacksonville Jaguars. His career totals prior to his re-signing in 2021 with the Titans included 34 tackles, six passes defended, one forced fumble and one fumble recovery in 34 games (five starts).

➤ In the final five games of the 2020 season with the Jaguars, he started four games at cornerback.

➤ The Fort Lauderdale, Fla., native initially accepted a scholarship to Iowa to play wide receiver before switching to cornerback following his freshman season.

2022 Game Notes:

➤ **At Los Angeles Chargers (12/18)**, led the team with nine total tackles.



39 - CB TERRANCE MITCHELL

5-11, 191, 9th Year, Oregon

➤ Terrance Mitchell was signed by the Titans off the New England Patriots practice squad on Sept. 21, 2022.

➤ In 2022, he saw action in 11 games with five starts at cornerback and registered 39 tackles, an interception, a stop for loss, four passes defended and a forced fumble.

➤ Prior to arriving in Tennessee, Mitchell appeared in 83 career games with 51 total starts during his time with the Dallas Cowboys (2015), Chicago Bears (2015), Kansas City Chiefs (2016-17), Cleveland Browns (2018-20) and Houston Texans (2021). During that time he totaled eight interceptions, nine forced fumbles, one fumble recovery, one sack and 269 tackles.

➤ In 2021, played in 14 games with 13 starts for the Texans and recorded 60 tackles, one interception and three forced fumbles.

➤ A seventh-round selection by the Cowboys in the 2014 NFL Draft, he played three seasons at the University of Oregon (2011-13). In his final season with the Ducks, he led the team and ranked fifth in the Pac-12 Conference with a career-high five interceptions.

➤ He is a native of Sacramento, Calif.

2022 Game Notes:

➤ **Against Las Vegas (9/25)**, finished second on the team with eight tackles in his first game in a Titans uniform. His total included a tackle for loss.

➤ **Against Indianapolis (10/23)**, credited with three tackles and a forced fumble. In the fourth quarter, he helped seal the victory with a forced fumble. On a reception by Michael Pittman Jr., he knocked the ball loose, and it was recovered by safety Amani Hooker. Following the takeaway, the Titans offense was able to run out the final 3 minutes and 22 seconds of the clock.

➤ **Against Denver (11/13)**, helped seal the victory with an interception at the goal line in the final 20 seconds of the fourth quarter. It was his first interception in a Titans uniform and the ninth interception of his career. He tied for the team lead with three passes defended and led the defense with eight tackles.

➤ Placed on injured reserve on Dec. 22.





TITANS SAFETIES

No.	Name	Ht	Wt	Exp	College
47	Adams, Andrew	5-11	202	7	Connecticut
44	Brown, Mike	6-2	222	R	Miami (Ohio)
31	Byard, Kevin	5-11	212	7	Middle Tennessee State
37	Hooker, Amani	5-11	210	4	Iowa
20	Johnson Jr., Lonnie	6-2	213	4	Kentucky
28	Kalu, Joshua	6-0	203	4	Nebraska
33	Moore Jr., A.J.	5-11	200	5	Mississippi
29	Thompson, Josh	6-0	194	R	Texas

#31 • S KEVIN BYARD

5-11, 212, 7th Year, Middle Tennessee State
[Click for complete bio](#)



Safety **Kevin Byard** completed his seventh NFL season in 2022. He was selected by the Titans in the third round (64th overall) of the 2016 NFL Draft.

Byard is one of the team's most accomplished defenders and is among the NFL's most successful safeties since he entered the league. He is a four-time team captain, two-time Pro Bowl selection and a two-time Associated Press first-team All-Pro. During his seven-year career, he has been a part of six winning seasons and four playoff berths.

With 27 career interceptions at the end of the 2022 season, Byard tied for the fourth-highest total in franchise history and the most for the franchise in its "Titans era," which began in 1999. Only former Oilers **Jim Norton** (45), **Cris Dishman** (31) and **Fred Glick** (30) have totaled more interceptions than Byard, who tied **Tony Banfield**, **W.K. Hicks** and **Darryll Lewis** with 27.

Over a six-year period from 2017 through 2022, Byard's 27 interceptions led all NFL safeties. The only player with more interceptions in that time was Miami Dolphins cornerback **Xavien Howard**, who had 28.

Byard did not miss a game from 2016 through 2022, totaling 114 games in the regular season and seven postseason games. At the conclusion of 2022, his 105 consecutive starts in the regular season was the leading current streak among all Titans players and trailed only New England's **Devin McCourty** (115) among all NFL defenders.

In 2022, Byard led the Titans with four interceptions and 106 tackles. It was his fifth total season (2017-19, 2021-22) and second consecutive season in which he led the squad in interceptions, and it was his third straight campaign (2020-22) leading the defense in tackles. Prior to 2021, no previous Titans/Oilers player had led the team in both interceptions and tackles in a single season, and Byard accomplished the feat in consecutive seasons from 2021 to 2022.

In 2021, Byard was announced as a starter to his second career Pro Bowl and earned first-team Associated Press All-Pro honors for the second time in his career. He joined **Bruce Matthews** (1999–2000) and **Albert Haynesworth** (2007–2008) as the franchise's only players in its Titans era to earn multiple first-team AP All-Pro honors.

Byard led the Titans in 2021 with five interceptions and 88 tackles, becoming the franchise's first player to lead the team in tackles and interceptions in the same season since the team began tracking individual tackle statistics in 1974. It was his second consecutive season to lead the club in tackles and the fourth time in his career he was the interceptions leader. Additionally, his 13 passes defended ranked second on the team and made up the highest total among NFL safeties. He also was credited with one sack, two quarterback pressures, one tackle for loss, two forced fumbles, one fumble recovery and his first two career touchdowns—one on a fumble return and one on an interception return. He was the first Titans player with two defensive touchdowns in the same season since linebacker **Zach Brown** in 2012.

In 2020, Byard was a defensive team captain for the second consecutive season and the team's Walter Payton NFL Man of the Year nominee. His 111 tackles led the team and established a career high. Additionally, he registered one interception, seven passes defended, two quarterback

pressures, one tackle for loss and one forced fumble. In one playoff game he produced five tackles, one pass defended and a quarterback pressure.

Byard's 2019 totals included a team-leading five interceptions, 10 passes defended, 91 tackles, one quarterback pressure and two tackles for loss. In three postseason games, he added 20 tackles and one interception.

In 2018, Byard finished with a team-leading four interceptions, 10 passes defended, 96 tackles and two sacks. He also completed a touchdown pass on a memorable fake punt to help defeat the Houston Texans (Sept. 16).

Byard experienced a breakthrough second-year season in 2017. He was named to the Pro Bowl and earned first-team Associated Press All-Pro honors after tying Detroit's **Darius Slay** for the NFL lead with eight interceptions. He added a pair of fumble recoveries to pace the league with 10 total takeaways.

As a rookie in 2016, Byard played in every game, starting the final seven contests at free safety. His 63 tackles were the most by a Titans rookie safety since **Tank Williams'** 69 tackles in 2002. He also ranked second on the squad with 10 special teams tackles.

During a four-year career at Middle Tennessee State University, he appeared in 49 games and notched 46 starts at safety while becoming one of the most prolific defenders in school history. He set school records with 19 career interceptions, 377 interception return yards and four interception returns for touchdowns, and he finished sixth in MTSU history with 312 career tackles. In total, he had a hand in 25 turnovers (19 interceptions, five forced fumbles and one fumble recovery) during his career and added 17 career passes defended and five tackles for loss. He was twice named first-team All-Conference USA.

As a senior in 2015, Byard appeared in 12 games with nine starts as a permanent team captain and was named first-team All-Conference USA for the second consecutive year. He ranked fourth on the team with 66 tackles and led the squad with four interceptions and six additional pass breakups.

The Lithonia, Ga., native set a career high in college with six interceptions as a junior and forced to fumbles the same season.

2022 Game Notes:

- **Against New York Giants (9/11)**, led the team with 12 tackles.
- **At Buffalo (9/19)**, finished second on the team with seven tackles.
- **Against Las Vegas (9/25)**, credited with four tackles and one interception in his 100th regular-season game in the NFL. Recorded his first interception of 2022 in the fourth quarter, picking off a Derek Carr pass in the end zone and racing 24 yards on the return. With his 24th career interception, he tied Zeke Moore (24) for 10th place on the all-time franchise interception list. With 24 interceptions in his first 100 career games, he recorded the third-highest total among Titans/Oilers players since 1970 in a player's first 100 career games. Only Cris Dishman (26) and Mike Reinfeldt (25) had more.
- **At Indianapolis (10/2)**, posted six tackles and helped limit the Colts to 38 rushing yards.
- **At Washington (10/9)**, finished second on the team with eight tackles.
- **Against Indianapolis (10/23)**, tallied four tackles.
- **At Houston (10/30)**, tied for third place on the team with four tackles.
- **At Kansas City (11/6)**, led the team with 12 total tackles.
- **Against Denver (11/13)**, posted three tackles.
- **At Green Bay (11/17)**, tied for second on the team with six total tackles.
- **Against Cincinnati (11/27)**, finished second on the defense with seven tackles.
- **At Philadelphia (12/4)**, tied for the team lead with seven total tackles. He registered his 100th consecutive start at safety, joining five other NFL players who entered the week with active streaks of 100 or more starts (Jake Matthews, Jason Kelce, Charles Leno Jr., Devin McCourty and quarterback Tom Brady). Byard joined linebacker Keith Bulluck (127 consecutive starts) and tackle Michael Roos (119) as the franchise's only players to start 100 consecutive games in the team's "Titans era," which began in 1999.
- **Against Jacksonville (12/11)**, posted three tackles and tied for the team lead with two passes defended.
- **At Los Angeles Chargers (12/18)**, totaled five tackles and one interception. He picked off a Justin Herbert pass at Tennessee's 17-yard line in the third quarter, recording his second interception of the season. With his 25th career interception, he tied Michael Griffin and Ken Houston (25) for eighth place all-time for the franchise. He tied Griffin for the most interceptions for the franchise during its "Titans era" (1999–present). It provided his fifth NFL season with multiple interceptions.
- **Against Houston (12/24)**, finished second on the team with eight tackles and added a tackle on special teams.
- **Against Dallas (12/29)**, totaled six tackles and two interceptions, logging his fourth career multi-interception game and his first since Dec. 31, 2017 against Jacksonville. In the second quarter, he registered his



FRANCHISE INTERCEPTION LEADERS

Titans safety **Kevin Byard** is tied with **Tony Banfield**, **W.K. Hicks** and **Darryll Lewis** and for fourth place on the franchise's all-time interceptions list. He is in third place among all franchise safeties and has more interceptions than any other player in the organization's "Titans era" (1999 to present).

Most career interceptions in franchise history:

Player (Position)	Years	Int	Yds	Avg	Lg	TD
1. Jim Norton (S)	1960-68	45	592	13.2	56	1
2. Cris Dishman (CB)	1988-96	31	348	11.2	43	1
3. Fred Glick (S)	1961-66	30	390	13.0	45	1
4. Kevin Byard (S)	2016-22	27	333	12.3	33	1
Tony Banfield (CB)	1960-65	27	224	8.3	58	0
W.K. Hicks (CB)	1964-69	27	457	16.9	62	0
Darryll Lewis (CB)	1991-98	27	540	20.0	98t	5
8. Mike Reinfeldt (S)	1976-83	26	375	14.4	39	0
9. Michael Griffin (S)	2007-15	25	328	13.1	83t	1
Ken Houston (S)	1967-72	25	650	26.0	78	9
11. Zeke Moore (CB)	1967-77	24	444	18.5	74	2
12. Willie Alexander (CB)	1971-79	23	379	16.5	95t	1
Samari Rolle (CB)	1998-04	23	349	15.2	81t	1
14. Marcus Robertson (S)	1991-00	22	428	19.5	69	0
15. Gregg Bingham (LB)	1973-84	21	279	13.3	54	0

MOST INTERCEPTIONS FROM 2017-2022

Since the beginning of the 2017 campaign, Titans safety **Kevin Byard** leads all safeties and ranks second in the NFL with 27 interceptions.

Most interceptions from 2017-2022:

Player	Interceptions
1. Xavien Howard	28
2. Kevin Byard	27
3. Justin Simmons	25
J.C. Jackson	25
5. Quandre Diggs	23
6. Jordan Poyer	22
Harrison Smith	22
8. Tyrann Mathieu	20
Darius Slay	20
10. Marcus Williams	19
Minkah Fitzpatrick	19

CONSECUTIVE STARTS

Titans safety **Kevin Byard** has never missed a game in his NFL career and has started every game since the 10th game of his rookie season in 2016.

Among all current defensive players, Byard's active consecutive starting streak ranks second in the NFL behind only New England's **Devin McCourty**.

Longest current starting streak among active NFL defensive players:

Player	Pos	Current Team	Active Consecutive Starting Streak
1. Devin McCourty	DB	New England Patriots	115
2. Kevin Byard	DB	Tennessee Titans	105
3. Adrian Amos	DB	Green Bay Packers	84
4. Leonard Floyd	LB	Los Angeles Rams	82
5. DaQuan Jones	DL	Buffalo Bills	81
6. Grady Jarrett	DL	Atlanta Falcons	76
7. Jordan Hicks	LB	Minnesota Vikings	68
8. Grover Stewart	DL	Indianapolis Colts	63
9. Maxx Crosby	DL	Las Vegas Raiders	59
10. Patrick Queen	LB	Baltimore Ravens	50
Roquan Smith	LB	Baltimore Ravens	50

third interception of the season on a pass from Dak Prescott to Peyton Hendershot. Later in the same quarter, he picked off another pass from Prescott to Dalton Schultz and returned the ball 28 yards. Both takeaways led to Titans field goals. With his 26th and 27th career interceptions, he passed Mike Reinfeldt (26) and tied Tony Banfield, W.K. Hicks and Darryll Lewis (27) for fourth place on the franchise's all-time interceptions list, behind only Jim Norton (45), Cris Dishman (31) and Fred Glick (30). Byard also surpassed Michael Griffin (25) for the most interceptions for the franchise during its "Titans era" (1999 to present). Tallied his fifth career season with at least four interceptions. Went over the 100-tackle mark for the second time in his career (111 in 2020).

➤ **At Jacksonville (1/7)**, capped his seventh consecutive season in which he appeared in every game and his sixth consecutive season in which he started every contest. He totaled four tackles to finish the 2022 campaign with a team-high 106 tackles.

Byard's Career Regular Season Statistics:

Year	GP	GS	Tackle	Sack	QBP	TFL	Int	PD	FF	FR
2016	16	7	63	1.0	3	5	0	4	0	0
2017	16	16	87	0.0	3	4	8	18	0	2
2018	16	16	96	2.0	4	0	4	10	0	0
2019	16	16	91	0.0	1	2	5	10	0	0
2020	16	16	111	0.0	2	1	1	7	1	0
2021	17	17	88	1.0	2	1	5	13	2	1
2022	17	17	106	0.0	2	0	4	6	0	0
Totals	114	105	642	4.0	17	13	27	68	3	3

Byard's Career Postseason Statistics:

Year	GP	GS	Tackle	Sack	QBP	TFL	Int	PD	FF	FR
2017	2	2	16	0.0	0	0	0	0	0	0
2019	3	3	20	0.0	0	0	1	1	0	0
2020	1	1	5	0.0	1	0	0	1	0	0
2021	1	1	3	0.0	0	0	0	0	0	0
Totals	7	7	44	0.0	1	0	1	2	0	0

Byard's Regular Season Single-Game Highs:

- Tackles** - 16 vs. Washington (12/22/18)
- Sacks** - 1 (Four times, last at New England, 11/28/21)
- Tackles For Loss** - 2 (Twice, last at Miami, 10/8/17)
- Interceptions** - 3 at Cleveland (10/22/17)
- Passes Defensed** - 3 (Twice, last vs. Baltimore, 11/5/17)
- Forced Fumbles** - 1 (Twice, last vs. Kansas City, 10/24/21)
- Fumble Recoveries** - 1 (Three times, last at Jacksonville, 10/10/21)

Byard's Playoff Single-Game Highs:

- Tackles** - 11 at Baltimore (1/11/20)
- Interceptions** - 1 at Baltimore (1/11/20)

MOST SEASONS LEADING FRANCHISE IN INTs

With **Kevin Byard** totaling four interceptions in 2022, he led the Titans in interceptions for the fifth time in his career. He previously led the squad in 2017, 2018, 2019 and 2021. Byard tied former cornerback **Darryll Lewis** (1994-98) as the only players in franchise history to lead the team in interceptions five times.

Most seasons leading the team (or tying for the team lead) in interceptions, franchise history:

Player	Seasons*	Total
1. Kevin Byard	2017–2019, 2021–2022	5
Darryll Lewis	1994–1998	5
3. Michael Griffin	2008, 2010–2012	4
Samari Rolle	1999–2001, 2003	4
5. Jason McCourty	2011–2012, 2014	3
Jim Norton	1961–1962, 1966	3

2022 TITANS TACKLE LEADERS

In addition to leading the Titans with four interceptions in 2022, safety **Kevin Byard** also led the defense with 106 tackles. It was the third consecutive season in which Byard led the Titans in tackles after totaling 111 stops in 2020 and 88 tackles in 2021.

Titans tackle leaders in 2022:

Player	Position	Total	Solo	Assist
1. Kevin Byard	S	106	68	38
2. David Long	ILB	86	52	34
3. Roger McCreary	CB	84	70	14
4. Monty Rice	ILB	63	36	27
5. Andrew Adams	S	60	42	18
6. Jeffery Simmons	DT	54	25	29
7. Dylan Cole	ILB	50	34	16
8. Kristian Fulton	CB	48	35	13
9. Amani Hooker	S	46	39	7
10. Terrance Mitchell	CB	39	31	8

TACKLES & INTERCEPTIONS, 2021-22

With 194 total tackles and nine interceptions since the beginning of the 2021 season, Titans safety **Kevin Byard** is one of only two NFL players with at least 175 tackles and seven interceptions in that span. The other is Pittsburgh Steelers safety **Minkah Fitzpatrick**, who has 220 stops and eight interceptions.

Players with 175 tackles and eight interceptions from 2021 to 2022:

Player	Team	Tackles	Interceptions
Kevin Byard	Tennessee Titans	194	9
Minkah Fitzpatrick	Pittsburgh Steelers	220	8



INTERCEPTIONS IN FIRST SEVEN SEASONS

Titans safety **Kevin Byard** totaled 27 interceptions from the time he entered the NFL in 2016 as a third-round draft pick through 2022. Since the franchise's inaugural 1960 season, his total tied second among all franchise players in their first seven NFL seasons. Only Oilers safety **Jim Norton** (37) had more. Byard's 27 interceptions tied the seven-year totals of **Tony Banfield**, **Cris Dishman** and **W.K. Hicks**.

Most interceptions in a player's first seven seasons, franchise history:

Player	First 7 Seasons*	Interceptions
1. Jim Norton	1960–1966	37
2. Kevin Byard	2016–2022	27
Tony Banfield	1960–1965	27
Cris Dishman	1988–1994	27
W.K. Hicks	1964–1969	27
6. Fred Glick	1961–1965	26
7. Ken Houston	1967–1972	25
Mike Reinfeldt	1976–1982	25
9. Darryll Lewis	1991–1997	23
Samari Rolle	1998–2004	23

* Seven seasons or less if the player was with the team for fewer than seven seasons

SEASON INTERCEPTIONS, TEAM HISTORY

Kevin Byard recorded a team-high eight interceptions in 2017. His total tied for seventh in franchise history and was the highest by any franchise player since Oilers cornerback **Rishard Johnson** picked off eight passes in 1990.

Most interceptions in a season, franchise history:

Player	Season	Position	Interceptions
1. Mike Reinfeldt	1979	S	12
Fred Glick	1963	S	12
3. Miller Farr	1967	CB	10
4. Ken Houston	1971	S	9
W.K. Hicks	1965	CB	9
Jim Norton	1961	S	9
7. Kevin Byard	2017	S	8
Richard Johnson	1990	CB	8
Pete Jaquess	1964	CB	8
Jim Norton	1962	S	8
Tony Banfield	1961	CB	8

2017 NFL LEADERS

Titans safety **Kevin Byard** tied for the NFL lead with eight interceptions in 2017, his second NFL season. He shared the top of the leaderboard with Detroit Lions cornerback **Darius Slay**.

Most interceptions in 2017:

Player	Team	Position	Interceptions
1. Kevin Byard	Tennessee	S	8
Darius Slay	Detroit	CB	8
3. Eric Weddle	Baltimore	S	6
A.J. Bouye	Jacksonville	CB	6
5. (five tied)			5

Additionally, Byard recorded two fumble recoveries on defense. His 10 total defensive takeaways were the most in the NFL.

Slay ranked second with nine takeaways, while Kansas City cornerback **Marcus Peters** tied Baltimore safety **Eric Weddle** for third place with seven takeaways.

Most total defensive takeaways in 2017:

Player	Team	Interceptions	Def. Fumble Recoveries	Total Takeaways
1. Kevin Byard	Ten	8	2	10
2. Darius Slay	Det	8	1	9
3. Marcus Peters	KC	5	2	7
Eric Weddle	Bal	6	1	7
5. (four tied)				6



#37 • S AMANI HOOKER

5-11, 210, 4th Year, Iowa

[Click for complete bio](#)



Safety **Amani Hooker** completed his fourth NFL season in 2022. He was selected by the Titans in the fourth round (116th overall) of the 2019 NFL Draft.

In 2022, Hooker was limited to nine games due to injuries. He contributed 46 tackles, one interception, three passes defended, one forced fumble, one fumble recovery, four quarterback pressures and one tackle for loss.

Hooker appeared in 12 games in 2021 with a career-high 12 starts. He totaled a career-best 62 tackles, one tackle for loss, one interception, four passes defended and one forced fumble. He added seven tackles and an interception in the team's divisional playoff contest.

In 2020, Hooker played 16 games with three starts. He tied **Malcolm Butler** for the team lead with four interceptions and ranked fourth on the team with seven special teams tackles. Additionally, he totaled one tackle for loss and eight passes defended.

As a rookie in 2019, Hooker played as a reserve safety in all 16 games and collected 13 tackles while ranking third on the team with eight special teams tackles.

During a three-year career at Iowa, Hooker played in 36 games with 19 starts and totaled 125 tackles, six interceptions, a sack, 3.5 tackles for loss and nine passes defended. He declared for the NFL Draft following his junior campaign.

Hooker is a native of Minneapolis, Minn.

2022 Game Notes:

- **Against New York Giants (9/11)**, notched an interception in the end zone in the fourth quarter. On a play from Tennessee's eight-yard line, he stepped in front of Daniel Jones' pass to Saquon Barkley to record his sixth career interception. He added four tackles in the contest.
- **At Buffalo (9/19)**, tallied a pair of tackles and a pass defended.
- **Against Las Vegas (9/25)**, credited with six tackles and one forced fumble. He recorded his second career forced fumble when he knocked the ball out of the hands of Josh Jacobs in the fourth quarter, but the ball went out of bounds.
- **At Indianapolis (10/2)** and **at Washington (10/9)**, he was inactive with a concussion.
- **Against Indianapolis (10/23)**, returned from injury to start and tie for the team lead with 10 tackles. He also notched a tackle for loss and a fumble recovery. In the fourth quarter, he helped clinch the victory with a takeaway, when he was credited with his first career fumble recovery on a forced fumble by Terrance Mitchell in Titans territory. Following the fumble recovery, the Titans offense was able to run out the final 3 minutes and 22 seconds of the clock. His 10 tackles were his most in a game since a career-high 12 at the L.A. Rams on Nov. 7, 2021.
- **At Houston (10/30)**, recorded one tackle before exiting the contest due to injury.
- **At Kansas City (11/6)**, **against Denver (11/13)** and **at Green Bay (11/17)**, he was inactive with a shoulder injury.
- **Against Cincinnati (11/27)**, returned to the field after missing three games with an injury and led the team with eight tackles.
- **At Philadelphia (12/4)**, tied for third on the team with six tackles.
- **Against Jacksonville (12/11)**, tied for the team lead with three quarterback pressures and added four tackles and one pass defended.
- **At Los Angeles Chargers (12/18)**, **against Houston (12/24)** and **against Dallas (12/29)**, he was inactive with a knee injury.
- **At Jacksonville (1/7)**, tied for second on the squad with five tackles.

Hooker's Career Regular Season Statistics:

Year	GP	GS	Tackle	Sack	QBP	TFL	Int	PD	FF	FR
2019	16	0	13	0.0	0	0	0	0	0	0
2020	16	3	44	0.0	0	1	4	8	0	0
2021	12	12	62	0.0	0	1	1	4	1	0
2022	9	9	46	0.0	4	1	1	3	1	1
Totals	53	24	165	0.0	4	3	6	15	2	1

INTERCEPTIONS IN A GAME, TEAM HISTORY

With three interceptions at Cleveland on Oct. 22, 2017, safety **Kevin Byard** tied a franchise record and became the ninth player in franchise history to record three interceptions in a regular season game.

Byard became the first NFL player in 2017 to record three interceptions in a game and the first NFL player to do so since Philadelphia Eagles safety **Kurt Coleman** at Washington on Oct. 16, 2011. He was the first Titans player to record three interceptions in a game since linebacker **Keith Bulluck** accomplished the feat at New Orleans on Monday night, Sept. 24, 2007.

Most interceptions in a game, franchise history:

Player (Pos)	Date	Opp	Int	Yds	Avg	TD
1. Kevin Byard (S)	10/22/17	Cle	3	60	20.0	0
Keith Bulluck (LB)	9/24/07	NO	3	51	17.0	0
Samari Rolle (CB)	12/26/99	Jac	3	66	22.0	0
Marcus Robertson (S)	11/21/93	Cle	3	69	23.0	0
Willie Alexander (CB)	11/14/71	Oak	3	40	13.3	0
Ken Houston (S)	10/24/71	Pit	3	28	9.3	0
Miller Farr (CB)	10/15/67	NYJ	3	128	42.7	1
W.K. Hicks (CB)	10/31/65	Buf	3	50	16.7	0
Jim Norton (S)	12/2/62	Den	3	22	7.3	0

PLAYERS WITH INTERCEPTION & TD PASS

In a victory over the Houston Texans on Sept. 16, 2018, **Kevin Byard** completed a 66-yard touchdown pass to defensive back **Dane Cruikshank**.

Byard became the first defensive player in franchise history to record a touchdown pass. Additionally, Byard's touchdown pass was the longest by a defensive player in the Super Bowl era. The previous long was held by Los Angeles Rams defensive back **Ed Meador**, who had an 18-yard touchdown pass at Atlanta on Nov. 19, 1967.

Byard, who tied for the NFL lead in 2017 with eight interceptions, also became only the fifth player in the Super Bowl era to throw at least one touchdown pass and record at least one career interception.

NFL players in the Super Bowl era with at least one career interception and one career touchdown pass (1966 through 2018):

Player	NFL Seasons	Career Pass TDs	Career Interceptions
Kevin Byard	2016–2018	1	12
Randy Moss	1998–2012	2	1
Tom Myers	1972–1981	1	36
Eddie Meador	1966*–1970	1	26
Paul Krause	1966*–1979	1	63

* Meador played from 1959–1970; Krause played from 1964–1979

Hooker's Career Postseason Statistics:

Year	GP	GS	Tackle	Sack	QBP	TFL	Int	PD	FF	FR
2019	3	0	3	0.0	0	0	0	0	0	0
2020	1	0	0	0.0	0	0	0	0	0	0
2021	1	1	7	0.0	0	0	1	2	0	0
Totals	5	1	10	0.0	0	0	1	2	0	0

Hooker's Regular Season Single-Game Highs:

Tackles - 12 at L.A. Rams (11/7/21)

Interceptions - 1 (Six times, last vs. N.Y. Giants, 9/11/22)

Passes Defensed - 2 (Twice, last at Baltimore, 11/22/20)

Hooker's Playoff Single-Game Highs:

Tackles - 7 vs. Cincinnati (1/22/22)

Interceptions - 1 vs. Cincinnati (1/22/22)

Passes Defensed - 2 vs. Cincinnati (1/22/22)

MORE TITANS SAFETIES**47 - DB ANDREW ADAMS**

5-11, 202, 7th Year, Connecticut

➤ Andrew Adams was signed by the Titans off the Pittsburgh Steelers practice squad on Sept. 21, 2022.

➤ In his first season with the Titans, Adams appeared in 13 games with 11 starts. He registered a career-high 60 tackles and added an interception for a touchdown, three passes defensed, four quarterback pressures and two special teams tackles.

➤ Prior to joining the Titans, Adams appeared in 87 games with 35 starts) during his time with the New York Giants (2016-17) and Tampa Bay Buccaneers (2018-21). His career totals during that time included seven interceptions, two forced fumbles, 190 tackles and 12 special teams stops.

➤ In 2021, Adams played in 14 games with three starts for Tampa Bay, registering 24 tackles and one interception.

➤ In 2018, Adams set career highs with four interceptions and nine passes defensed with the Buccaneers.

➤ He originally entered the NFL in 2016 as an undrafted free agent with the Giants.

➤ A native of Fayetteville, Ga., he played four seasons at Connecticut, appearing in 45 games with 33 starts. His college statistics included 263 tackles, nine interceptions and 24 passes defensed.

2022 Game Notes:

➤ **At Indianapolis (10/2)**, registered his first start in a Titans uniform and his 36th career start. He totaled five tackles and a quarterback pressure.

➤ **Against Indianapolis (10/23)**, started at safety, tied for the team lead with a career-high 10 tackles and notched his first career interception return for a touchdown. In the second quarter, he recorded a 76-yard interception for a touchdown on a pass from Matt Ryan to Parris Campbell. It was his eighth career interception. Adams registered the Titans' longest interception return since linebacker Zach Brown's 79-yard touchdown against Jacksonville on Dec. 30, 2012.

➤ **At Kansas City (11/6)**, totaled seven tackles.

➤ **Against Denver (11/13)**, tied for third on the team with seven tackles.

➤ **Against Jacksonville (12/11)**, finished second on the team and tied his career high with 10 tackles. He added a pass defensed.

➤ Placed on injured reserve on Jan. 2, 2023.

**44 - S MIKE BROWN**

6-2, 222, Rookie, Miami (Ohio)

➤ Brown was signed by the Titans off the practice squad of the Cleveland Browns on Jan. 2, 2023.

➤ With the Titans in 2022, he was inactive for the only game he was on the 53-man roster.

➤ Brown originally signed with the Minnesota Vikings as a rookie free agent on May 1, 2022. He spent training camp with the Vikings before being released. After a stint on Green Bay's practice squad, he rejoined the Vikings practice squad on Oct. 5, was released on Oct. 18, and then joined the Browns on Oct. 25. He appeared in three games with the Browns and registered one special teams tackle.

➤ During his career at the Miami University (Ohio), he played in 54 games, tallying 196 total tackles, 15.5 tackles for loss and four interceptions.

➤ As a senior in 2021, he appeared in 13 games and posted a career high in tackles (64), tackles for loss (9.5) and sacks (1.5).

➤ He is a native of Grand Rapids, Mich.

**20 - DB LONNIE JOHNSON JR.**

6-2, 213, 4th Year, Kentucky

➤ The Titans claimed Lonnie Johnson Jr. off waivers from the Kansas City Chiefs on Aug. 16, 2022.

➤ In 2022, he played in 12 games for the Titans, totaling nine tackles on defense and two tackles on special teams.

➤ Prior to joining the Titans, Johnson appeared in 44 games with 19 starts for the Houston Texans from 2019 to 2021. He recorded 159 tackles, three interceptions, 13 passes defensed and 13 special teams stops before being traded from the Texans to the Chiefs on May 2, 2022.

➤ In 2021, he played in 14 games for the Texans with seven starts, totaling 51 tackles and three interceptions.

➤ In a two-year career at the University of Kentucky, Johnson appeared in 26 games and registered one interception and 12 passes defensed. Additionally, he played one season at Garden City (Kan.) Community College and one year at San Bernadino Valley Community College.

➤ The Gary, Ind., native was selected by the Texans in the second round (54th overall) of the 2019 NFL Draft.

2022 Game Notes:

➤ Placed on injured reserve on Nov. 17, 2022.

➤ Activated from injured reserve on Dec. 17, 2022.

**28 - DB JOSHUA KALU**

6-0, 203, 4th Year, Nebraska

➤ Joshua Kalu re-signed with the Titans as a free agent on July 23, 2022.

➤ During the 2022 campaign, he set career highs with 16 games played, five starts, 38 tackles, one interception, five passes defensed, one quarterback pressure and one tackle for loss. He also contributed one forced fumble and four special teams tackles.

➤ He spent the entire 2021 season on injured reserve with the New York Giants after sustaining an injury during preseason.

➤ Kalu previously played three seasons with the Titans (2018-20) after signing as an undrafted college free agent in 2018. Over those three seasons, he played in 28 games and totaled 26 tackles, one passed defensed, 15 special teams stops and one blocked field goal.

➤ In Week 10 of 2019 against Kansas City, Kalu secured a victory by coming off the edge and blocking Harrison Butker's potential game-tying 52-yard field goal as time expired.

➤ In 2018, he made his NFL debut and appeared in five games during his rookie season.

➤ The Houston, Texas, native played in 48 games with 37 starts at cornerback and safety over four seasons at the University of Nebraska. He totaled 215 tackles, two sacks, 27 passes defensed, seven interceptions for 78 yards and a score, three forced fumbles and one fumble recovery. At the conclusion of his career, his 27 passes defensed tied for seventh in Cornhusker history, and his 215 career tackles ranked fifth all-time among Nebraska defensive backs and among the top 30 overall tacklers in Cornhusker history.

2022 Game Notes:

➤ **At Washington (10/9)**, recorded his first career start at safety and recorded two tackles.

➤ **At Kansas City (11/6)**, started and ranked third on the defense with a career-high nine tackles.

➤ **Against Denver (11/13)**, tied for the team lead with a career-high three passes defensed.

➤ **At Green Bay (11/17)**, tied for second on the team with six tackles and added a pass defensed, a quarterback pressure and a forced fumble. He was credited with his second career forced fumble in the first quarter, but the ball was recovered by the Packers.

➤ **At Los Angeles Chargers (12/18)**, totaled two total tackles, one tackle for loss and an interception. He dropped wide receiver DeAndre Carter for a 10-yard tackle for loss on a rushing play in the second quarter. Later in the second quarter, he registered his first career interception, picking off Justin Herbert's pass in the end zone to help prevent a Chargers score to end the half.



33 - S.A.J. MOORE JR.**5-11, 200, 5th Year, Mississippi**

- A.J. Moore Jr. was signed by the Titans as an unrestricted free agent on March 21, 2022.
- In 2022, he appeared in the season opener but then spent the remainder of the campaign on injured reserve.
- Prior to arriving in Tennessee, Moore spent his first four NFL seasons (2018-21) with the Houston Texans, amassing 35 tackles, a sack, two stops for loss, two forced fumbles, a fumble recovery and 34 special teams tackles.
- In 2021, he played in 12 games and posted two tackles with a forced fumble on defense to go along with seven special teams tackles. He missed the first three games of the season before being activated from injured reserve designated to return on Oct. 2.
- The Bassfield, Miss., native was originally signed by the New England Patriots as a rookie free agent in 2018. The Texans claimed him off waivers from the Patriots on Sept. 1, 2018.
- Moore played four seasons (2014-17) at Mississippi and appeared in 37 career games over four seasons for the Rebels, recording 132 total tackles, two sacks, five passes defended, three fumble recoveries and two forced fumbles.

2022 Game Notes:

- Placed on injured reserve on Sept. 13, 2022.

29 - DB JOSH THOMPSON**6-0, 194, Rookie, Texas**

- Josh Thompson was signed by the Titans as a free agent from the Jacksonville Jaguars practice squad on Oct. 17, 2022.
- As a rookie in 2022, Thompson appeared in six games with the Titans and posted four special teams tackles.
- Thompson originally signed with the Jaguars as a rookie free agent on May 2, 2022. He spent the first six weeks of his rookie season on the team's practice squad.
- A native of Nacogdoches, Texas, Thompson played in 43 games with 22 starts at the University of Texas, where he totaled 109 tackles, two interceptions, eight passes defended and one fumble recovery.
- In 2021, he played in and started nine games for the Longhorns and recorded 34 tackles, one tackle for loss, one fumble recovery, one interception (returned for a touchdown), one quarterback hurry and two passes defended.

2022 Game Notes:

- **Against Indianapolis (10/23)**, made his NFL debut and led the team with two total special teams tackles.
- Placed on injured reserve on Nov. 12.
- Activated from injured reserve on Dec. 10, 2022.



TITANS SPECIALISTS

PUNTERS

No.	Name	Ht	Wt	Exp	College
4	Stonehouse, Ryan	5-10	193	R	Colorado State

KICKERS

No.	Name	Ht	Wt	Exp	College
14	Bullock, Randy	5-9	210	11	Texas A&M

LONG SNAPPERS

No.	Name	Ht	Wt	Exp	College
46	Cox, Morgan	6-4	233	12	Tennessee

#46 • LS MORGAN COX

6-4, 233, 13th Year, Tennessee
[Click for complete bio](#)

Long snapper **Morgan Cox** completed his 13th NFL season and his second campaign with the Titans in 2022. He was signed by the Titans as an unrestricted free agent on March 19, 2021.

In 2022, Cox handled all of the team's long snapping duties for the second consecutive season and was named to his fifth career Pro Bowl. He helped rookie punter **Ryan Stonehouse** lead the league and set a new NFL record with a 53.1-yard gross punting average. Stonehouse also finished fourth in the NFL and set a rookie record with a 44.0-yard net average. Meanwhile, kicker **Randy Bullock** made 17 of 20 field goals (85.0 percent) and made all 28 extra point attempts.

In 2021, Cox handled all of the team's long snapping duties in 17 regular season games and one postseason game. He helped Bullock finish ninth in franchise history with 120 points in a single season, including three game-winning field goals (Sept. 19 at Seattle, Oct. 31 at Indianapolis and Dec. 23 against San Francisco). He also snapped for punter **Brett Kern**, who had the league's third-best ratio of punts inside the 20 to touchbacks (18:1).

In his first 11 seasons, Cox appeared in 165 regular season games for the Baltimore Ravens, serving as the team's primary long snapper after entering the NFL as an undrafted free agent in 2010. He was selected to four Pro Bowls and was a part of five playoff teams in Baltimore, totaling 10 postseason games played.

In 2020, he earned his fourth career Pro Bowl selection. He helped kicker Justin Tucker record his fifth consecutive season with at least 130 points, tying the NFL record of consecutive seasons with 130-plus points. Tucker connected on 26 of 29 field goals (89.7 percent) and was 52 of 53 on extra points (98.1 percent). Cox also snapped on all 51 of **Sam Koch's** 51 punts, as Koch was the NFL's only punter to place at least 20 punts (22) inside in the 20-yard line and have no more than one touchback.

A native of Collierville, Tenn., Cox played 38 games in three seasons (2007-09) as the primary long snapper at the University of Tennessee.



Cox's Career Regular Season Statistics:

Year	Team	GP	GS	SpT Tackles
2010	Bal	15	0	1
2011	Bal	16	0	0
2012	Bal	16	0	2
2013	Bal	16	0	2
2014	Bal	7	0	0
2015	Bal	16	0	0
2016	Bal	16	0	2
2017	Bal	16	0	1
2018	Bal	16	0	1
2019	Bal	16	0	0
2020	Bal	15	0	2
2021	Ten	17	0	1
2022	Ten	17	0	1
NFL Totals		199	0	13

Cox's Career Postseason Statistics:

Year	Team	GP	GS	SpT Tackles
2011	Bal	2	0	0
2012	Bal	4	0	0
2018	Bal	1	0	0
2019	Bal	1	0	0
2020	Bal	2	0	0
2021	Ten	1	0	0
Playoff Totals		11	0	0

#14 • K RANDY BULLOCK

5-9, 210, 11th Year, Texas A&M

[Click for complete bio](#)



Kicker **Randy Bullock** completed his 11th NFL season and his second campaign with the Titans in 2022. He was added to the practice squad on Sept. 11, 2021 and promoted to the 53-man roster four days later.

Through his first 11 seasons, he connected on 211 of 253 field goal attempts (83.4 percent) and 285 of 298 extra points (95.6 percent).

In 2022, Bullock appeared in 15 games. He made 17 of 20 field goals (85.0 percent), and he also made all 28 of his extra point attempts. On 56 kickoffs, he placed 39 in the end zone with 31 touchbacks (55.4 percent).

Bullock appeared in 16 games during the 2021 regular season. He made 26 field goals on 31 attempts (83.9 percent) and added 42 extra points on 45 attempts (93.3 percent). His 120 points ranked ninth in franchise history and were the most by a Titans player since **Ryan Succop** scored 136 points in 2017. He totaled a career-high three game-winning field goals: Sept. 19 at Seattle, Oct. 31 at Indianapolis and Dec. 23 against San Francisco. Bullock's 42 extra points tied for seventh in franchise annals. Additionally, he made one field goal and one extra point in the team's divisional playoff contest.

Prior to joining the Titans, Bullock saw action in 107 games over nine seasons with the Houston Texans (2012-15), New York Jets (2015), New York Giants (2016), Pittsburgh Steelers (2016 and Cincinnati Bengals (2016-20). He also had a stint with the Detroit Lions during the 2021 offseason.

With the Bengals in 2017, he registered a career-best rate of 90 percent on field goals (18 of 20) and also was 31 of 33 on extra point chances.

In 2014, he established career highs with 30 field goals and 130 points as a member of the Texans. He connected on four field goals of 50-plus yards.

In four seasons at Texas A&M (2008-11), he set school records for total points (365), field goals (63) and extra points (176). As a senior in 2011, he was named first-team All-American and won the Lou Groza Award for college football's best placekicker.

2022 Game Notes:

- **Against N.Y. Giants (9/11)**, made field goals in the second quarter of 46 yards and 23 yards and missed in the fourth quarter from 47 yards. He made each of his extra point attempts.
- **At Buffalo (9/19)**, made his only extra point attempt.
- **Against Las Vegas (9/25)**, made a 48-yard field goal as time expired in the first half and also made all three of his extra point attempts.
- **At Indianapolis (10/2)**, made his only field goal attempt, a 44-yarder in the second quarter, and made all three of his extra point attempts.



- **At Washington (10/9)**, made all three of his extra point attempts.
- **Against Indianapolis (10/23)**, made all four field goal attempts and his only extra point attempt. He made field goals from 27, 28, 38 and 48 yards. The four field goals tied his high since joining the Titans in 2021 (four at Seattle on Sept. 19, 2021). It was his sixth career game with four or more field goals. On his second field goal of the game, he reached 200 career field goals, becoming the 10th active NFL kicker to reach the mark. He was named AFC Special Teams Player of the Week.
- **At Houston (10/30)**, made one of his two field goal attempts, connecting from 29 yards in the fourth quarter. He also made both of his extra point attempts.
- **At Kansas City (11/6)**, made his only field goal attempt—a 44-yarder in the third quarter—as well as both of his extra point attempts.
- **Against Denver (11/13)**, made a 35-yard field goal in the fourth quarter and connected on both of his extra point attempts.
- **At Green Bay (11/17)** and **against Cincinnati (11/27)**, he was inactive with a calf injury.
- **At Philadelphia (12/4)**, returned to action after missing two games with an injury. He made a 36-yard field goal in the second quarter and was successful on his only extra point attempt in the first quarter.
- **Against Jacksonville (12/11)**, made his two extra point attempts.
- **At Los Angeles Chargers (12/18)**, missed his only field goal (51 yards) and made both extra points.
- **Against Houston (12/24)**, made both extra points.
- **Against Dallas (12/29)**, made his only extra point attempt and both of his field goal attempts. In the second quarter, he made a 37-yard field goal and then connected on a 29-yard field goal as time expired in the first half.
- **At Jacksonville (1/7)**, made all three field goal attempts and his only extra point attempt. He connected on a 51-yard field goal in the first quarter, a 39-yard field goal as time expired in the first half, and a 41-yard field goal in the third quarter.

Bullock's Career Regular Season Statistics:

Year	Team	GP	FGM	FGA	Pct	Lg	XPM	XPA	Pts
2013	Hou	16	26	35	74.3	51	26	26	104
2014	Hou	16	30	35	85.7	55	40	40	130
2015	Hou/NYJ	11	19	23	82.6	49	22	25	79
2016	NYG/Pit/Cin	5	8	9	88.9	44	9	10	33
2017	Cin	15	18	20	90.0	51	31	33	85
2018	Cin	16	19	23	82.6	51	39	41	96
2019	Cin	16	27	31	87.1	57	24	25	105
2020	Cin	12	21	26	80.8	55	24	25	87
2021	Ten	16	26	31	83.9	51	42	45	120
2022	Ten	15	17	20	85.0	51	28	28	79
NFL Totals		138	211	253	83.4	57	285	298	918

Bullock's Career Postseason Statistics:

Year	Team	GP	FGM	FGA	Pct	Lg	XPM	XPA	Pts
2021	Ten	1	1	1	100.0	34	1	1	4

Bullock's Regular Season Single-Game Highs:

Field Goals Made - 6 vs. Baltimore (12/21/14)
Field Goal Attempts - 6 vs. Baltimore (12/21/14)
Longest Field Goal - 57 at Miami (12/22/19)
PATs Made - 6 vs. Tennessee (11/30/14)
PATs Attempted - 6 vs. Tennessee (11/30/14)
Points - 19 vs. Baltimore (12/21/14)

Bullock's Playoff Single-Game Highs:

Field Goals Made - 1 vs. Cincinnati (1/22/22)
Field Goal Attempts - 1 vs. Cincinnati (1/22/22)
Longest Field Goal - 34 vs. Cincinnati (1/22/22)
PATs Made - 1 vs. Cincinnati (1/22/22)
PATs Attempted - 1 vs. Cincinnati (1/22/22)
Points - 4 vs. Cincinnati (1/22/22)

FRANCHISE SINGLE-SEASON SCORING

During his first season with the Titans, kicker **Randy Bullock** made 26 field goals on 31 attempts and added 42 extra points on 45 attempts. Bullock's total of 120 points ranked ninth in franchise history and was the highest number by a Titans player since **Ryan Succop's** franchise-record-tying 136 points in 2017.

Most points in a season, franchise history:

Player	Season	TD	XPM	FGM	2PT	Points
1. Ryan Succop	2017	0	31	35	0	136
Al Del Greco	1998	0	28	36	0	136
3. Rob Bironas	2007	0	28	35	0	133
4. Al Del Greco	1996	0	35	32	0	131
5. Rob Bironas	2008	0	40	29	0	127
6. Al Del Greco	1993	0	39	29	0	126
7. Gary Anderson	2003	0	42	27	0	123
8. Rob Bironas	2011	0	34	29	0	121
9. Randy Bullock	2021	0	42	26	0	120
10. Rob Bironas	2009	0	37	27	0	118
Al Del Greco	2000	0	37	27	0	118

#4 • P RYAN STONEHOUSE

5-10, 193, Rookie, Colorado State

[Click for complete bio](#)

Punter **Ryan Stonehouse** was signed by the Titans as a rookie free agent on May 13, 2022.

In 2022, Stonehouse finished the season with a gross average of 53.10 yards per punt on 90 total punts (4,779 total yards). In doing so, he broke **Sammy Baugh's** single-season NFL record of 51.40 yards per punt, which was established in 1940 and was never matched among qualifiers (2.5 punts per team game) until Stonehouse's rookie campaign. Stonehouse's mark also surpassed **Brett Kern's** franchise record of 49.7 yards per punt in 2017.

With a net punting average of 44.03 yards per punt in 2022, Stonehouse also established a new NFL record for the highest net average by a rookie punter. He broke the record set by Indianapolis' **Rigoberto Sanchez**, who averaged 42.64 net yards per punt as a rookie in 2017. Stonehouse finished fourth in the NFL in net punting behind veterans **Tommy Townsend** (45.6), **Michael Dickson** (44.5) and **Johnny Hekker** (44.1). In franchise history, his net average ranked second for a single season, trailing only Kern's 44.6 net average in 2017.

Stonehouse's 90 punts in 2022 made up the NFL's second-highest total. Only Denver's **Corliss Waitman** (96) had more. The 90 punts by Stonehouse tied **Craig Hentrich's** 1999 number for the fourth-highest total in team annals behind **Rich Camarillo** (96 punts in 1994) and **Cliff Parsley** (93 in 1979; 91 in 1978).

Stonehouse appeared in 53 games over five seasons at Colorado State (2017-21) and set an NCAA career record with a 47.8-yard gross punting average. His career totals included 244 punts for 11,656 yards with 91 punts inside the 20. He totaled 106 punts of 50-plus yards and became the first player in Colorado State history to log 11,000 punting yards in a career.

During his final college season in 2021, Stonehouse appeared in 12 games and averaged 50.9 yards per attempt on 58 punts, including a career-long 81-yard punt. He placed 27 punts inside the 20-yard line and totaled 32 punts of 50-plus yards en route to being named a second-team All-Mountain



West selection and a Ray Guy Award semifinalist.
 He is a native of La Verne, Calif.

2022 Game Notes:

- **Against New York Giants (9/11)**, made his NFL debut and punted six times for a 57.0-yard gross average and a 46.7-yard net average. He placed three of his punts inside the 20. In franchise history, his 57.0-yard gross punting average ranked fifth for a single game (minimum four punts). In the fourth quarter, he posted a 66-yard punt, which was the longest punt for the Titans since Brett Kern booted a 66-yarder at Denver on Sept. 14, 2020. Stonehouse also registered a 54-yard punt on his first career attempt in the first quarter and launched a 62-yard punt in the third quarter to help pin the Giants on their 10-yard line.
- **At Buffalo (9/19)**, totaled six punts for a 55.5-yard average and a 45.3-yard net average with two punts placed inside the 20. He registered a 64-yard punt in the fourth quarter. For the second consecutive week to begin his career, he delivered one of the organization's top-10 single-game gross punting averages (minimum four punts). His 55.5-yard gross average at Buffalo was the franchise's eighth-best number in a single contest.
- **Against Las Vegas (9/25)**, punted three times for a 60.3-yard average and a 49.3-yard net average. He did not meet the minimum of four attempts required to qualify for single-game records. His 70-yard punt in the fourth quarter was the Titans' first punt of 70-plus yards since Brett Kern's 70-yarder at Cleveland on Sept. 8, 2019. In his first three NFL games, he became the first punter in NFL history to record three consecutive games with a punting average of at least 55.0 yards in each game and at least two punts in each game. Twelve previous players had reached the mark in two consecutive contests.
- **At Indianapolis (10/2)**, punted four times for a 52.8-yard average and a 47.8-yard net average, including a long punt of 57 yards.
- **At Washington (10/9)**, punted eight times for a 52.0-yard gross average and a 48.4-yard net average with four punts placed inside the 20. His 48.4-yard net average ranked 11th in franchise history for a single game and ranked third in team annals for a player who attempted at least eight punts in a game. He booted a 66-yard punt to Washington's 15-yard line during the second quarter.
- **Against Indianapolis (10/23)**, punted three times for a 54.7-yard average and a 39.0-yard net average. He logged his sixth consecutive game to begin his career with a punting average of at least 52.0 yards.
- **At Houston (10/30)**, averaged 48.8 yards (40.8 net) on five punts with four punts placed inside the 20.
- **At Kansas City (11/6)**, punted eight times for a 48.8-yard gross average (41.4 net) with two punts placed inside the 20. In the second quarter, he booted a 57-yard punt to the Chiefs' three-yard line. In the fourth quarter, he helped flip the field in the fourth quarter with a 63-yard punt.
- **Against Denver (11/13)**, punted eight times for a 54.0-yard gross average and a 47.3-yard net average with three punts placed inside the 20. He pinned the Broncos inside their own 10-yard line three times in the first quarter: first on the four-yard line with a 64-yard punt, then on the six-yard line with a 38-yard punt, and finally on the eight-yard line with a 42-yard punt. In the second quarter, he booted a 74-yard punt, his longest punt through nine NFL games. It was the Titans' longest punt since Brett Kern's 74-yarder against Cincinnati on Nov. 12, 2017. He was named AFC Offensive Player of the Week, becoming the franchise's first rookie punter to earn the honor.
- **At Green Bay (11/17)**, averaged 50.7 yards (36.7 net average) on three punts with one punt placed inside the 20.
- **Against Cincinnati (11/27)**, averaged 53.8 gross yards (43.8 net) on five punts with two punts placed inside the 20. In the third quarter, he booted a 71-yard punt for a touchback, which was his third punt of the season that went at least 70 yards. He recorded his ninth performance of the season with an average of at least 50.0 yards per punt, which surpassed Brett Kern's eight such games in 2012 for the franchise's most total games in a single season with a 50.0-yard gross punting average.
- **At Philadelphia (12/4)**, punted seven times for a 57.3-yard gross average and a 42.3-yard net average with one punt placed inside the 20. His 57.3-yard gross average established a career high through 12 games and qualified as the fifth-best single-game punting average in franchise history. It also ranked second in NFL history by a player with at least seven punts in a game behind only Houston's Shane Lechler at Arizona on Nov. 10, 2013 (58.9-yard average on seven punts). In the fourth quarter, he pinned the Eagles on their four-yard line with a 61-yard punt.
- **Against Jacksonville (12/11)**, averaged 50.0 yards (43.3 net) on three punts and added a tackle on special teams. He registered his 11th game of 2022 in which he averaged 50.0 yards per punt, surpassing Shane Lechler (10 games in 2009), Thomas Morstead (2012), Corey Bojorquez (2020) and A.J. Cole III (2021) for the most games with a 50.0-yard average in a

season in NFL history.

➤ **At Los Angeles Chargers (12/18)**, averaged 56.0 gross yards and 45.6 net yards on seven punts with four punts placed inside the 20. In the third quarter, he helped pin the Chargers inside the 20 with a 66-yard punt. In the fourth quarter, he booted a 68-yard punt, notching his eighth punt of at least 65 yards in 2022.

➤ **Against Houston (12/24)**, punted six times for a 50.2-yard gross average and a 43.3-yard net average with one punt placed inside the 20. Registered his seventh consecutive game with a gross punting average of at least 50.0 yards to break his own NFL record of six consecutive games, set earlier this season from Week 1-7. In the third quarter, he booted a 61-yard punt to notch his 18th punt of the season of 60-plus yards.

➤ **At Jacksonville (1/7)**, punted three times for a 55.3-yard gross average and a 44.3-yard net average. In the first quarter, he booted a 60-yard punt. Since 2000, his total of 19 punts of 60-plus yards ranked second among all punters within a season behind Andy Lee's 21 in 2011. In the same time frame, the most 60-yard punts in a season by a Titans player was previously 12 by Brett Kern in 2017. He finished the season with an NFL-record average of 53.10 yards per punt on the season, and his 44.03-yard net average established a record for an NFL rookie.

Stonehouse's 2022/Career Regular Season Statistics:

Year	Team	GP	No	Blk	Yds	Avg	Lg	TB	In20	Net
2022	Ten	17	90	0	4,779	53.1	74	9	30	44.0

Stonehouse's Regular Season Single-Game Highs:

Punts - 8 (Three times, last vs. Denver 11/13/22)

Gross Avg. - 57.3 at Philadelphia (12/4/22)

Net Avg. - 48.4 at Washington (10/9/22)

Long Punt - 74 vs. Denver (11/13/22)

In20 - 4 (Three times, last at L.A. Chargers, 12/18/22)

Stonehouse's College Statistics:

Year	Team	GP	No	Blk	Yds	Avg	Lg	TB	In20
2017	Colo St	13	46	0	2,111	45.9	65	7	24
2018	Colo St	12	65	1	3,140	48.3	70	8	18
2019	Colo St	12	49	0	2,274	46.4	64	5	13
2020	Colo St	4	26	0	1,178	45.3	58	1	8
2021	Colo St	12	58	0	2,953	50.9	81	11	28
Totals		53	244	1	11,656	47.8	81	32	91

NFL RECORD: SINGLE-SEASON AVERAGE

In 1940, Washington's **Sammy Baugh** punted 35 times for 1,799 yards, averaging 51.40 yards per punt. Eighty-two seasons later, the mark still stood as the best qualifying single-season punting average in NFL history, until Titans rookie punter **Ryan Stonehouse** broke the record in 2022.

Stonehouse, an undrafted rookie from Colorado State University, averaged 53.10 yards per attempt on 90 total punts—1.70 yards per punt ahead of Baugh's number.

Prior to Stonehouse's rookie campaign, Baugh's mark was one of the NFL's longest-held records. In the 2022 NFL Record & Fact Book, only three single-season individual records predated Baugh's punting mark, and all three of those were later tied: most safeties in a season (two by Green Bay's **Tom Nash** in 1932 and subsequently tied 18 times), most fumbles returned for a touchdown in a season (two by Boston's **Harold McPhail** in 1934 and tied 44 times), and most opponent fumbles returned for a touchdown in a season (two by McPhail in 1934 and tied 41 times).

To qualify for the single-season average record, a punter needs a minimum of 2.5 attempts per team game.

Highest single-season punting average (gross average) in NFL history (minimum 2.5 punts per team game):

Player	Team	Season	Punts	Yards	Punting Average
1. Ryan Stonehouse	Tennessee	2022	90	4,779	53.10
2. Sammy Baugh	Washington	1940	35	1,799	51.40
3. Shane Lechler	Oakland	2009	96	4,909	51.14
4. Andy Lee	San Francisco	2011	78	3,970	50.90
5. Corey Bojorquez	Buffalo	2020	41	2,082	50.78
6. Shane Lechler	Oakland	2011	78	3,960	50.77
7. Tommy Townsend	Kansas City	2022	53	2,672	50.42
8. Brandon Fields	Miami	2012	74	3,715	50.20
9. Thomas Morstead	New Orleans	2012	74	3,707	50.09
10. A.J. Cole	Las Vegas	2021	64	3,202	50.03

NFL ROOKIE RECORD: NET AVERAGE

In addition to the NFL single-season gross punting average record he set in 2022, Titans punter **Ryan Stonehouse** also established a new record for net punting average in a season by a rookie. His 44.03 net yards per attempt exceeded the previous record of 42.64 yards, set by Indianapolis Colts rookie punter **Rigoberto Sanchez** in 2017.

Highest net punting average by a rookie, NFL history:

Player	Team	Season	Net Avg
1. Ryan Stonehouse	Tennessee Titans	2022	44.03
2. Rigoberto Sanchez	Indianapolis Colts	2017	42.64
3. Michael Dickson	Seattle Seahawks	2018	42.47
4. Jamie Gillan	Cleveland Browns	2019	41.59

2022 NFL PUNTING LEADERS

Despite being a rookie, Titans punter **Ryan Stonehouse** led the NFL in punting average in 2022 and ranked fourth among the leaders in net punting average. He maintained his gross and net averages despite being ranked second in the NFL with 90 total punts. Only Denver's **Corliss Waitman** (96) had more punts than Stonehouse in 2022.

NFL gross punting average leaders in 2022:

Player	Team	Gross Punt Avg.
1. Ryan Stonehouse	Tennessee Titans	53.10
2. Tommy Townsend	Kansas City Chiefs	50.42
3. Logan Cooke	Jacksonville Jaguars	49.34
4. AJ Cole	Las Vegas Raiders	48.88
5. Jake Camarda	Tampa Bay Buccaneers	48.85
6. Jack Fox	Detroit Lions	48.56
7. Corey Bojorquez	Cleveland Browns	48.51
8. Michael Dickson	Seattle Seahawks	48.47
9. Johnny Hekker	Carolina Panthers	48.46
10. Bryan Anger	Dallas Cowboys	48.40

NFL net punting average leaders in 2022:

Player	Team	Net Punt Avg.
1. Tommy Townsend	Kansas City Chiefs	45.58
2. Michael Dickson	Seattle Seahawks	44.42
3. Johnny Hekker	Carolina Panthers	44.12
4. Ryan Stonehouse	Tennessee Titans	44.03
5. AJ Cole	Las Vegas Raiders	43.90
6. Logan Cooke	Jacksonville Jaguars	43.78
7. Tress Way	Washington Commanders	42.89
8. Bryan Anger	Dallas Cowboys	42.84
9. Cameron Johnston	Houston Texans	42.59
10. Drue Chrisman	Cincinnati Bengals	42.57

SINGLE-GAME GROSS AVERAGE, TEAM HISTORY

Through only one season, **Ryan Stonehouse** has recorded four of the franchise's top 10 single-game gross punting averages (minimum four punts) since 1976. His best single-game average, 57.3 yards at Philadelphia on Dec. 4, 2022, ranks fifth in team history.

Highest single-game gross punting average, since 1976 (min. 4 punts):

Player	Date	Opponent	Punts	Gross Avg
1. Brett Kern	10/25/20	Pittsburgh	4	60.5
2. Greg Montgomery	12/27/92	Buffalo	5	59.2
3. Greg Montgomery	9/19/93	at San Diego	5	57.6
4. Craig Hentrich	11/4/01	Jacksonville	4	57.5
5. Ryan Stonehouse	12/4/22	at Philadelphia	7	57.3
6. Ryan Stonehouse	9/11/22	N.Y. Giants	6	57.0
7. Brett Kern	9/24/17	Seattle	6	56.8
8. Brett Kern	11/12/17	Cincinnati	6	56.5
9. Ryan Stonehouse	12/18/22	at L.A. Chargers	7	56.0
10. Ryan Stonehouse	9/19/22	at Buffalo	6	55.5

FRANCHISE SINGLE-SEASON LEADERS

As a rookie in 2022, **Ryan Stonehouse** set franchise and NFL records with a 53.10 gross punting average. His 44.03 net average ranked second in franchise history, while his 90 punts tied for the fourth-highest figure for the organization.

Highest gross punting average in a season, franchise history:

Player	Season	Gross Average
1. Ryan Stonehouse	2022	53.10
2. Brett Kern	2017	49.71
3. Brett Kern	2012	47.59
4. Brett Kern	2015	47.44
5. Craig Hentrich	1998	47.22
6. Brett Kern	2019	47.08
7. Brett Kern	2018	47.07
8. Greg Montgomery	1992	46.92
9. Brett Kern	2014	46.80
10. Greg Montgomery	1993	45.59

Highest net punting average in a season, franchise history:

Player	Season	Net Average
1. Brett Kern	2017	44.56
2. Ryan Stonehouse	2022	44.03
3. Brett Kern	2019	43.12
4. Brett Kern	2018	41.69
5. Brett Kern	2014	40.76
6. Brett Kern	2021	40.43
7. Brett Kern	2012	40.36
8. Brett Kern	2015	40.34
9. Brett Kern	2013	39.70
10. Brett Kern	2011	39.37

Most punts in a season, franchise history:

Player	Season	Punt
1. Rich Camarillo	1994	96
2. Cliff Parsley	1979	93
3. Cliff Parsley	1978	91
4. Ryan Stonehouse	2022	90
Craig Hentrich	1999	90
6. Craig Hentrich	2006	88
John James	1984	88
Lee Johnson	1986	88
Brett Kern	2015	88
Brett Kern	2014	88



TITANS PRACTICE SQUAD CAPSULES



TITANS PRACTICE SQUAD

No.	Name	Pos	Ht	Wt	Exp	College
45	Brown, Kyrone	CB	6-1	195	2	Akron
79	Brooks, Curtis	DT	6-2	287	R	Cincinnati
23	Carter, Shyheim	DB	5-10	194	1	Alabama
10	Fitzpatrick, Dez	WR	6-2	208	2	Louisville
5	Hogan, Kevin	QB	6-3	218	4	Stanford
66	Isidora, Danny	G	6-3	306	4	Miami (Fla.)
68	Johnson, Zack	OL	6-6	301	1	North Dakota State
12	Kinsey, Mason	WR	5-10	202	1	Berry College
52	McCloud, Zach	LB	6-2	235	R	Miami (Fla.)
40	Meadors, Nate	DB	5-11	194	1	UCLA
59	Okuyinonu, Sam	DE	6-1	269	R	Maryland
72	Peevy, Jayden	DE	6-5	308	R	Texas A&M
88	Roberson Jr., Reggie	WR	5-11	193	R	Southern Methodist
76	Rupcich, Andrew	T	6-6	318	R	Culver-Stockton
6	Shudak, Caleb	K	5-7	177	R	Iowa

NFL International Allocation:

49	Odukoya, Thomas	TE	6-6	253	R	Eastern Michigan
----	-----------------	----	-----	-----	---	------------------

45 - DB KYRON BROWN

6-1, 195, 3rd year, Akron

- The Titans signed Kyrone Brown to the team's practice squad on Oct. 18, 2022.
- He spent the final 12 weeks of the 2022 season on the Titans practice squad.
- Brown originally entered the NFL as an undrafted college free agent with the New York Jets in 2019, appearing in three games with one start and registering five tackles.
- In 2021, he appeared in one game with the Dallas Cowboys.
- The Boynton Beach, Fla., native played his collegiate career at Akron, where he appeared in 51 games with 26 starts and recorded 121 tackles, six interceptions, one forced fumble and 25 passes defended.

79 - DT CURTIS BROOKS

6-2, 287, Rookie, Cincinnati

- The Titans signed Curtis Brooks to the practice squad on Jan. 3, 2023.
- He spent the final week of the 2022 regular season on the Titans practice squad after spending most of the campaign (Aug. 31–Dec. 19) on the Colts practice squad. He did not appear in a game as a rookie.
- Brooks was initially selected by the Indianapolis Colts in the sixth round of the 2022 NFL Draft.
- At the University of Cincinnati, Brooks totaled 162 tackles, 23 tackles for loss, 12 sacks, two passes defended, two forced fumbles and two fumble recoveries in 61 games (20 starts) for the Bearcats. In his final season, he earned all-conference honors in the AAC.
- He is a native of Danville, Va.

23 - DB SHYHEIM CARTER

5-10, 194, 2nd Year, Alabama

- The Titans re-signed Carter to the practice squad on Jan. 3, 2023 after he previously served on the practice squad from Week 5 to Week 9. He also spent time on the team's practice squad in 2021.
- In 2022, he spent a total of six games on the practice squad.
- Carter originally entered the NFL as an undrafted college free agent with the New York Jets in 2020.
- He also spent time with Atlanta (2020) and Houston (2021).
- The Kentwood, La., native tallied 101 tackles, three interceptions, two of which were returned for touchdowns, 18 passes defended and two forced fumbles in 50 games at the University of Alabama.

10 - WR DEZ FITZPATRICK**6-2, 208, 2nd Year, Louisville**

- The Titans selected Dez Fitzpatrick in the fourth round (109th overall) of the 2021 NFL Draft.
- In 2022, he spent the entire season on the Titans practice squad and appeared in one game (Oct. 9 at Washington).
- In 2021, Fitzpatrick spent the first nine games of his rookie season on the practice squad before being signed to the 53-man roster on Nov. 13, 2021. He appeared in four games as a rookie and caught five passes for 49 yards and one touchdown.
- A native of Farmington Hills, Mich., he played four seasons at Louisville (2017-20) and recorded 154 receptions for 2,589 yards with 21 touchdowns during his career. His 154 receptions ranked ninth in Louisville annals, and his 2,589 receiving yards ranked sixth in Cardinals history.
- He tied for fifth in program history with 21 career touchdown catches and tied for 10th in team annals with eight 100-yard receiving games.
- In 2020, he appeared in 11 games with nine starts and finished the season with 43 catches for 833 yards and three touchdowns.

5 - QB KEVIN HOGAN**6-3, 218, 4th Year, Stanford**

- The Titans signed Kevin Hogan to the team's practice squad during Week 15 of the 2022 season.
- In 2022, he spent the final four games of the regular season with the Titans on the practice squad.
- In 2021, the Titans signed Hogan to the practice squad during Week 10, and he spent seven weeks with the club. He was activated for their Week 12 game in New England but did not see action.
- He also spent time from 2016 to 2017 on the Cleveland Browns' roster, playing in eight games and completing 60 of 101 passes for 621 passing yards and four touchdowns.
- Hogan was drafted in the fifth round (152nd overall) of the 2016 NFL Draft by the Kansas City Chiefs.
- A native of McLean, Va., he appeared in 51 games over four seasons (2012-15) at Stanford and set multiple school records, including most career offensive yards (10,664), most career wins by a quarterback (36), and most career rushing yards by a quarterback (1,279). He completed 727 of 1,103 passes for 9,385 yards and 75 touchdowns and rushed 315 times for 1,279 yards and 15 touchdowns. He was a team captain in 2014 and 2015.

66 - G DANNY ISIDORA**6-3, 306, 6th Year, Miami (Fla.)**

- Danny Isidora was signed by the Titans practice squad during Week 17 of the 2022 NFL season.
- In 2022, he spent the final two weeks of the regular season with the Titans on the practice squad but did not appear in a game. He also spent time in 2022 with the Arizona Cardinals but did not appear in a game.
- Prior to joining the Titans, he played in 30 games with six starts for the Minnesota Vikings (2017-18), Miami Dolphins (2019), Kansas City Chiefs (2020) and Arizona Cardinals (2021-22).
- Isidora was selected by the Vikings in the fifth round (180th overall) of the 2017 NFL Draft.
- In four seasons (2013-16) at the University of Miami (Fla.), Isidora appeared in 41 games, starting the final 39 of his collegiate career at right guard.
- He is a native of Weston, Fla.

68 - OL ZACK JOHNSON**6-6, 315, 1st Year, North Dakota State**

- Zack Johnson was signed to the Titans practice squad during Week 16 of the 2022 NFL season.
- In 2022, he spent the final three weeks of the season on the Titans practice squad and appeared in one game (Dec. 29 vs. Dallas).
- Johnson entered the NFL in 2020 as a rookie free agent with the Green Bay Packers and spent his entire rookie season on Green Bay's practice squad. He has also spent time with the Arizona Cardinals (2021), Denver Broncos (2022) and Baltimore Ravens (2022).

- During his college career at North Dakota State, Johnson appeared in 54 games, registering 46 consecutive starts at right tackle and right guard. Two-time All-American who earned second team honors at right tackle in 2018 and first team honors at right guard in 2019.
- He helped NDSU set school records for rushing yards three straight years from 2017 through 2019 and was part of five conference championships and four FCS national championships with Bison teams that went 70-5 in his career, including his 2015 redshirt season.
- He is a native of Blaine, Minn.

12 - WR MASON KINSEY**5-10, 198, 1st Year, Berry College**

- Mason Kinsey rejoined the Titans during the 2021 offseason after previously signing with the team as a rookie free agent following the 2020 NFL Draft.
- In 2022, he spent the entire season with the Titans on the practice squad. He appeared in two games, totaling one reception for three yards and two punt returns for no yards.
- In 2021, he spent the entire season on the Titans practice squad. He saw action in one contest (Oct. 24 against Kansas City).
- He also spent time in 2020 on the New England Patriots' practice squad.
- A native of Demorest, Ga., he appeared in 43 games with 35 starts over four seasons at Berry College (2016-19). Totaled 203 receptions for 3,343 yards and 50 touchdowns, all of which rank first in program history. His career receiving yardage and touchdowns set Southern Athletic Association records.
- As a senior (2019), he started all 11 games and caught 65 passes for 1,221 yards and 16 touchdowns. Returned 13 kicks for 375 yards and one touchdown and returned 17 punts for 181 yards. Earned All-SAA first team recognition.

52 - LB ZACH McCLOUD**6-2, 235, Rookie, Miami (Fla.)**

- The Titans signed Zach McCloud to the team's practice squad on Dec. 13, 2022.
- In 2022, he spent the final four games of the season with the Titans on the practice squad after serving five weeks on the Broncos practice squad.
- McCloud originally entered the NFL as a rookie free agent with the Minnesota Vikings following the 2022 NFL Draft. He was waived at the end of training camp and then spent time on the Denver practice squad.
- Over six seasons at the University of Miami, McCloud appeared in 59 games and totaled 100 tackles, 11 sacks, 22.5 tackles for loss, three forced fumbles, one fumble recovery and four passes defensed.
- In 2021, he tallied 28 total tackles, 7.5 tackles for loss and a career-high 5.5 sacks in 11 games.
- He is a native of Lake Worth, Fla.

40 - S NATE MEADORS**5-11, 194, 1st Year, UCLA**

- The Titans signed Nate Meadors to the team's practice squad on Jan. 2, 2023.
- Meadors spent the final week of the 2022 campaign with the Titans on the practice squad.
- Meadors originally entered the NFL as a rookie free agent with the Minnesota Vikings following the 2019 NFL Draft.
- Prior to arriving in Tennessee, he spent time with the Vikings (2019-20), Jacksonville (2020-21), Philadelphia (2021) Cleveland (2021-22) and the New York Giants (2022). He appeared in three total games during that time—all with Minnesota—and totaled two tackles.
- During his career at UCLA, Meadors appeared in 42 games with 30 starts and posted 149 tackles, three interceptions and 22 passes defensed.
- He is a native of San Bernardino, Calif.

49 - TE THOMAS ODUKOYA**6-6, 253, Rookie, Eastern Michigan**

- Thomas Odukoya joined the Titans on May 13, 2022 as part of the NFL's International Player Pathway program, which allows participating teams a practice squad roster exemption.
- In 2022, Odukoya spent the entire season on the Titans practice squad as an international allocation.
- A native of Almere, Netherlands, Odukoya played four seasons at Eastern Michigan University (2018-21), where he saw action in 40 games with 30 starts. His career totals included 21 catches for 194 yards and four touchdowns.
- As a graduate in 2021, he started all 13 games and tallied career-best marks in receptions (13) and receiving yards (130) and tied his career-high mark with two touchdowns.
- He earned a scholarship to Eastern Michigan after competing at Garden City (Kan.) and West Hills-Coalinga (Calif.) junior colleges.

59 - DE SAM OKUAYINONU**6-1, 269, Rookie, Maryland**

- Sam Okuayinonu (last name pronounced "oh-KWAHN-new") was signed by the Titans as a rookie free agent on May 13, 2022.
- In 2022, Okuayinonu spent his entire rookie season either on the team's practice squad or the 53-man roster. He totaled 11 tackles, 0.5 sacks and two quarterback pressures.
- After spending the first four games of his rookie campaign on the practice squad, he was signed to the 53-man roster on Oct. 4, 2022.
- In three seasons at Maryland (2019-21), he appeared in 28 games with 17 starts over totaled 103 tackles, 14.5 tackles for loss and 7.5 sacks.
- As a redshirt senior in 2021, he started all 12 games at Maryland and posted 55 tackles, 8.5 tackles for loss, and a team-leading six sacks. He earned third-team All-Big Ten recognition.
- Okuayinonu transferred to Maryland from Mesabi Range Community College (Minn.), where he played one season (2018) and tallied 62 tackles, 21.5 tackles for loss, 17.5 sacks, one forced fumble and one fumble recovery.
- He transferred to Mesabi Range in 2017 from Coahoma Community College (Miss.), where he did not appear in a game.
- Born in Monrovia, Liberia, he moved to the United States at age 12 and attended Lowell (Mass.) High School.

2022 Game Notes:

- **At Washington (10/9)**, made his NFL debut and was credited with a half sack. He combined with Jeffery Simmons on an eight-yard sack in the fourth quarter.

72 - DE JAYDEN PEEVY**6-5, 308, Rookie, Texas A&M**

- Jayden Peevy was signed by the Titans as a rookie free agent on May 13, 2022.
- In 2022, he spent his entire rookie season on the team's practice squad. He appeared in one game as a reserve (Dec. 29 vs. Dallas).
- In five seasons at Texas A&M (2017-21), he appeared in 58 games with 24 starts and totaled 137 career tackles, 19 tackles for loss, 7.5 sacks, one interception, eight passes defensed, one forced fumble, one fumble recovery and four blocked kicks.
- As a redshirt senior in 2021, he started all 11 games and posted a career-high 43 tackles and six tackles for loss. He added two sacks, one interception, a career-best four passes defensed and one forced fumble.
- He is a native of Bellaire, Texas.

88 - WR REGGIE ROBERSON JR.**5-11, 193, Rookie, Southern Methodist**

- Reggie Roberson Jr. (last name pronounced "RAH-ber-son") was re-signed to the Titans practice squad on Nov. 29, 2022 after spending training camp with the team. He originally signed with the Titans as a rookie free agent on May 13, 2022.
- In 2022, Roberson spent the final six weeks of the season with the Titans on the practice squad after serving on the Chicago Bears practice squad from Sept. 28 to Oct. 27, 2022.
- Appeared in 34 games with 31 starts over four seasons at Southern Methodist (2018-21), where he tallied 168 catches for 2,704 yards (16.1-yard avg.) and 23 touchdowns for the Mustangs. He added nine kick returns for 301 yards with one score and three punt returns for 21 yards.
- As a redshirt senior in 2021, he started all 12 games and amassed 51 catches for 625 yards and six touchdowns.

76 - T ANDREW RUPCICH**6-6, 318, Rookie, Culver-Stockton**

- Andrew Rupcich (last name pronounced "RUPP-sitch") was signed by the Titans as a rookie free agent on May 13, 2022.
- In 2022, he spent all 17 games on the Titans practice squad.
- During his college career, Rupcich appeared in 48 games, registering 48 consecutive starts at left tackle. He became the first three-time All-American at the same position in the NAIA.
- As a fifth-year senior in 2021, he started all 11 games at left tackle and earned first-team All-American honors from the Associated Press, NAIA, and the American Football Coaches Association.
- He is a native of Wonder Lake, Ill.

11 - K CALEB SHUDAK**5-7, 177, Rookie, Iowa**

- Caleb Shudak (last name pronounced SHOE-dak) was signed by the Titans as a rookie free agent on May 13, 2022.
- In 2022, he spent the first 10 games of the campaign on the physically unable to perform list before being added to the 53-man roster on Nov. 26, 2022. After appearing in one game (Nov. 27 vs. Cincinnati), he spent the final five weeks of his rookie campaign on the practice squad.
- In four seasons at Iowa (2018-21), he appeared in 36 games and converted 24 of 29 field goals for a program-record 82.8 percent (min. 25 attempts). He also made all 37 extra point tries and added 199 kickoffs for a 60.9-yard average with 106 touchbacks.
- As a graduate in 2021, he saw action in 14 games and converted 24 of 28 field goals (85.7 percent), including a long of 51. His field goal percentage ranked fourth-best for a single season in school history. He made all 36 extra point attempts. His 108 points which ranked as the fifth-best single-season scoring total in program history. He earned first-team All-Big Ten recognition by the league's media, second team All-Big Ten by league coaches, and third team All-America by Associated Press.
- He is a native of Council Bluffs, Iowa.

2022 Game Notes:

- **Against Cincinnati (11/27)**, made his NFL debut and connected on three of his four field goal attempts as well as his only extra point attempt. He made a 33-yard field goal on the first attempt of his career and added a 24-yard field goal in the third quarter and a 38-yarder in the fourth quarter. He became the first Titans rookie or first-year player to make three field goals in a game since Rob Bironas (four) against the San Francisco 49ers on Nov. 27, 2005.

TITANS CONTACT INFORMATION

Titans Practice Facility/Training Camp Site:
Ascension Saint Thomas Sports Park
 460 Great Circle Road
 Nashville, TN 37228

Nissan Stadium:
One Titans Way
 Nashville, TN 37213

Media Resources:
www.TennesseeTitans.com/media

Phone:
(615) 565-4000 (main)
(615) 565-4100 (media relations)
(615) 565-4200 (ticket office)

Titans Football Communications:
 Robbie Bohren | **V.P. of Football Communications**
rbohren@titans.nfl.com
 Jim Wyatt | **Senior Writer/Editor**
jwyatt@titans.nfl.com
 Dwight Spradlin | **Director of Media Relations**
dspradlin@titans.nfl.com
 Jared Puffer | **Media Relations Manager**
jpuffer@titans.nfl.com
 Kim Smith | **Media Relations Coordinator**
ksmith@titans.nfl.com
 Micah Banks | **Media Relations Seasonal Assistant**
mbanks@titans.nfl.com

TITANS TV PROGRAMMING



Titans All Access

Airs locally throughout the season on Nashville's FOX 17 on Friday nights at 10:35 p.m.

It also airs Saturdays in Nashville on MyTV 30 at 11 a.m. Titans All Access also has affiliates in Chattanooga, Knoxville, Memphis, Jackson, Huntsville, Ala., and Paducah, Ky.



The Mike Vrabel Show

Airs throughout the season on Tuesday nights at 6:30 p.m. CT on WKRN Channel 2.

TV RATINGS

2022 Titans television ratings in the Nashville market:

Date/Opp	Day/Time	Network	Rating/Share	HH (000)	Rank
9/11 vs. NYG	Sun. 3:25 p.m.	FOX	23.4/49	262	1
9/19 at Buf	Mon. 6:15 p.m.	ESPN/WZTV	18.5/41	207	1
9/25 vs. LV	Sun. noon	FOX	22.2/55	249	1
10/2 at Ind	Sun. noon	FOX	18.1/45	203	1
10/9 at Was	Sun. noon	CBS	20.4/53	229	1
10/23 vs. Ind	Sun. noon	CBS	21.4/54	240	1
10/30 at Hou	Sun. 3:05 p.m.	CBS	21.3/49	249	1
11/6 at KC	Sun. 7:20 p.m.	NBC	23.1/50	270	2
11/13 vs. Den	Sun. noon	CBS	22.4/54	262	1
11/17 at GB	Thu. 7:15 p.m.	Prime Video *	19.8/41	232	1
11/27 vs. Cin	Sun. noon	CBS	23.6/55	276	1
12/4 at Phi	Sun. noon	FOX	18.2/44	212	1
12/11 vs. Jax	Sun. noon	CBS	21.7/53	254	1
12/18 at LAC	Sun. 3:25 p.m.	CBS	22.8/53	266	1
12/24 vs. Hou	Sun. noon	CBS	19.7/54	231	1
12/29 vs. Dal	Thu. 7:15 p.m.	Prime Video *	17.0/37	199	1
1/7 at Jax	Sat. 7:15 p.m.	ESPN/ABC	26.8/57	313	1
2022 Regular Season Average			21.2/50	245	

* Prime Video numbers are for local over-the-air broadcasts only (WTVF-5)

Previous yearly Titans television ratings in the Nashville market (regular season only):

Season	Rtg/Shr/(000)	Season	Rtg/Shr/(000)	Season	Rtg/Shr
2021	27.1/50/239	2013	25.0/41/259	2005	21.8/42
2020	25.8/47/239	2012	23.5/39/239	2004	26.5/48
2019	24.1/44/238	2011	27.7/46/285	2003	33.4/57
2018	22.7/39/232	2010	30.2/50/313	2002	26.8/49
2017	19.9/35/204	2009	30.9/50/315	2001	24.5/42
2016	22.0/38/221	2008	32.4/55/327	2000	29.1/50
2015	21.3/37/211	2007	28.6/49/276	1999	19.8/35
2014	20.7/36/209	2006	23.0/42/217		



PRESENTED BY **DRAFT KINGS** SPORTSBOOK

Titans Gameday

Chris Harris, Dave McGinnis and Mike Keith get you the last word before kickoff on Titans Gameday, Sundays at 10:30am on WSMV4.

TITANS PODCASTS



The OTP: Official Titans Podcast

Hosted by Mike Keith and Amie Wells, The OTP features contributions from TennesseeTitans.com senior writer/editor Jim Wyatt, Titans Radio analyst Dave McGinnis and various Titans players and guests each week.



Titans Amie and Coach Mac Podcast

Amie Wells and Dave McGinnis talk all things football, with a perspective and roster of special guests only Coach Mac can bring following 30+ years of coaching in the NFL. New episodes every Friday.



Titans Talk with Cason

"Hey Kids... Titans Talk with Cason" originally began in 2019 as "Sports Talk with Cason," when then 11-year old die-hard Titans fan, Cason Romero, began his own podcast, with the help of his mom, Carrie. In 2021, Cason's podcast became a member of the Official Titans Podcast Network. New episodes every Wednesday.

TITANS RADIO



Titans Radio brings football to fans across the Mid-South in one of the NFL's largest radio networks, including Nashville flagship 104.5 The Zone. Play-by-play announcer **Mike Keith** connection with pro football across the Mid-South dates back to 1996, a year before the Oilers arrived in Tennessee, and he became the "Voice of the Titans" in 1999. Former Titans assistant coach and NFL head coach **Dave McGinnis** began serving as Titans Radio's color analyst in 2017, while Titans Radio gameday host **Rhett Bryan's** involvement with the broadcast dates back to 1997. **Amie Wells** has been reporting on the sidelines since 2018.

TITANS RADIO WEEKLY PROGRAMMING

- Monday:** "The Mike Vrabel Show" | 6-7 p.m. | Titans Radio/104.5 The Zone
- Tuesday:** "Mac Talk" with Dave McGinnis & Rhett Bryan | 6-7 p.m. | 104.5 The Zone
- Wednesday:** "Titans Tonight" with Keith Bulluck | 6-7 p.m. | Titans Radio/104.5 The Zone
- Sunday (Noon Kickoff):** "Countdown to Kickoff" | 10-11 a.m. | 104.5 The Zone
 "Titans Countdown" | 11 a.m.-12 p.m. | Titans Radio/104.5 The Zone
 "Titans Talkback" | 3-5 p.m. | 104.5 The Zone

TITANS RADIO AFFILIATES

Flagship				Tennessee			
Nashville	WGFX	FM	104.5	Waverly	WQMV	FM	93.5
						AM	1060
				Winchester	WCDD	AM	1340
Tennessee				Alabama			
Camden	WRJB	FM	95.9	Birmingham	WJOX	FM	94.5
	WFWL	AM	1220	Bridgeport	WJTW	AM	1480
Chattanooga	WGOW	FM	102.3	Florence	WQLT	FM	107.3
		AM	1150	Huntsville	WUMP	AM	730
Clarksville	WKFN	AM	540			FM	103.9
		FM	104.1	Huntsville	WVNN	AM	770
Cleveland	WCLE	FM	104.1			FM	92.5
Columbia	WMCP	AM	1280	Scottsboro	WWIC	AM	1050
Cookeville	WKXD	FM	106.9	Kentucky			
Dickson	WDKN	AM	1260	Benton	WCBL	AM	1290
Fayetteville	WYTM	FM	105.5	Bowling Green	WPTQ	FM	105.3
Franklin	WAKM	AM	950	Cadiz	WKDZ	FM	106.5
Greeneville	WIKQ	FM	103.1	Columbia	WAIN	FM	101.9
Jackson	WZDQ	FM	102.3			AM	1270
Knoxville	WOKI	FM	98.7	Henderson	WSON	AM	860
Lebanon	WANT	FM	98.9			FM	96.5
Lebanon	WCOR	AM	1490	Madisonville	WWKY	FM	97.7
Lewisburg	WJJM	FM	94.3	Owensboro	WVJS	FM	92.9
Manchester	WMSR	FM	107.9			AM	1420
		AM	1320	Paducah	WPAD	FM	99.5
Memphis	WKIM	FM	98.9			AM	1560
Morristown	WCRK	FM	105.7				
Nashville	WGFX	FM	104.5				
Shelbyville	WZNG	FM	100.9				
		AM	1400				
Tri-Cities	WXSM	AM	640				
Union City	WQAK	FM	105.7				

2022 RECAP

DRAFT

TEAM NOTES

PLAYER NOTES

STATISTICS

ROSTERS

2022 TENNESSEE TITANS REGULAR SEASON STATISTICS

2022 RECAP

DRAFT

TEAM NOTES

PLAYER NOTES

STATISTICS

ROSTERS

Table with columns: Date, W-L, Score, OT, Opponent, Attendance. Rows include games from 09/11 to 01/07.

Table with columns: Statistic, Tenn., Opp. Rows include Total First Downs, Net Yards Rushing, Net Yards Passing, etc.

Table with columns: Score By Periods, Q1, Q2, Q3, Q4, OT, PTS. Rows include Team and Opponents.

Table with columns: Scoring, TD, Rush, Rec, Ret, K-PAT, FG, S, PTS. Rows include player statistics for Bullock, Henry, Hilliard, etc.

a - 76-yd interception return vs. Ind (10/23); b - fumble recovery in end zone vs. Cin (11/27)
2-Pt Conv: Okonkwo, TM 1-1, OPP 3-7
Sacks: Autry 8, Simmons 7.5, Walker 7, Weaver 5.5, Dupree 4, Edwards 3, Tart 1.5, Cole 1, N. Jones 1, Okuayinonu 0.5, TM 39, OPP 49
FUM/Lost: Henry 6/3, Dobbs 4/2, Tannehill 3/2, Willis 3/2, Philips 2/2, Board 1/0, Hooker 1/0, Kinsey 1/0, Thompson 1/0, Woods 1/1

Table with columns: Rushing, No., Yds, Avg, Long, TD. Rows include Henry, Hilliard, Willis, etc.

Table with columns: Receiving, No., Yds, Avg, Long, TD. Rows include Woods, Hooper, Burks, etc.

Table with columns: Interceptions, No., Yds, Avg, Long, TD. Rows include Byard, Long, Adams, etc.

Table with columns: Punting, No., Yds, Avg, Net, TB, In, Lg, B. Rows include Stonehouse, Team, Opponents.

Table with columns: Punt Returns, Ret, FC, Yds, Avg, Long, TD. Rows include Board, Woods, Philips, etc.

Table with columns: Kickoff Returns, No., Yds, Avg, Long, TD. Rows include Haskins, Chestnut, Board, etc.

Table with columns: Field Goals, 1-19, 20-29, 30-39, 40-49, 50+. Rows include Bullock, Shudak, Team, Opponents.

Table with columns: Passing, Att, Cmp, Yds, Cmp%, Yds/Att, TD, TD%, Int, Int%, Long, Sack/Lost, Rating. Rows include Tannehill, Dobbs, Willis, etc.

2022 TENNESSEE TITANS REGULAR SEASON DEFENSIVE STATISTICS

PLAYER	TACKLES			SACKS		QB		TFL		INTERCEPTIONS				FUMBLES		
	Tot	Solo	Asst	Sk	Yds	QB	TFL	No	Yds	Lg	TD	PD	FF	FR	Yds	
Byard, Kevin	106	69	37	0.0	0.0	2	0	4	57	28	0	6	0	0	0	
Long Jr., David	86	52	34	0.0	0.0	5	7	2	4	4	0	5	0	0	0	
McCreary, Roger	85	70	15	0.0	0.0	1	2	1	4	4	0	8	0	0	0	
Rice, Monty	63	36	27	0.0	0.0	3	4	0	0	0	0	1	0	0	0	
Adams, Andrew	60	42	18	0.0	0.0	4	0	1	76	76t	1	3	0	0	0	
Simmons, Jeffery	53	25	28	7.5	65.0	43	9	0	0	0	0	7	1	0	0	
Cole, Dylan	51	34	17	1.0	9.0	3	4	0	0	0	0	1	0	0	0	
Fulton, Kristian	48	35	13	0.0	0.0	0	3	1	0	0	0	5	1	1	0	
Hooker, Amani	46	39	7	0.0	0.0	4	1	1	0	0	0	3	1	1	0	
Mitchell, Terrance	39	31	8	0.0	0.0	0	1	1	1	1	0	4	1	0	0	
Kalu, Joshua	38	20	18	0.0	0.0	1	1	1	0	0	0	5	1	0	0	
Tart, Teair	34	20	14	1.5	13.0	22	5	1	0	0	0	6	0	1	0	
Walker, DeMarcus	32	23	9	7.0	47.0	29	10	0	0	0	0	0	0	0	0	
Weaver, Rashad	27	18	9	5.5	27.0	39	7	0	0	0	0	6	2	1	0	
Autry, Denico	27	17	10	8.0	56.0	45	8	0	0	0	0	4	2	0	0	
Gibbens, Jack	27	16	11	0.0	0.0	0	0	1	7	7	0	1	0	0	0	
Avery, Tre	23	20	3	0.0	0.0	0	1	0	0	0	0	9	0	0	0	
Cunningham, Zach	23	14	9	0.0	0.0	1	0	0	0	0	0	1	0	0	0	
Strong, Kevin	23	14	9	0.0	0.0	12	0	0	0	0	0	2	0	0	0	
Dupree, Bud	18	14	4	4.0	24.0	33	6	0	0	0	0	1	1	2	0	
Edwards Jr., Mario	17	11	6	3.0	18.0	23	4	0	0	0	0	1	0	0	0	
Schobert, Joe	16	12	4	0.0	0.0	0	0	0	0	0	0	0	1	0	0	
Jones, Naquan	16	6	10	1.0	1.0	3	2	0	0	0	0	0	0	0	0	
Mabin, Greg	13	10	3	0.0	0.0	0	0	0	0	0	0	0	0	0	0	
Okuyinonu, Sam	11	3	8	0.5	4.0	2	0	0	0	0	0	0	0	0	0	
Farley, Caleb	10	9	1	0.0	0.0	0	0	0	0	0	0	0	0	0	0	
Johnson Jr., Lonnie	9	7	2	0.0	0.0	0	0	0	0	0	0	0	0	0	0	
Reid, John	5	5	0	0.0	0.0	0	0	0	0	0	0	0	0	0	0	
Amadi, Ugo	5	4	1	0.0	0.0	0	0	0	0	0	0	0	0	0	0	
Molden, Elijah	5	4	1	0.0	0.0	1	1	0	0	0	0	0	0	0	0	
Basham, Tarell	5	1	4	0.0	0.0	4	1	0	0	0	0	0	0	0	0	
Adeniyi, Ola	3	2	1	0.0	0.0	3	0	0	0	0	0	0	0	0	0	
Jones, Joe	2	2	0	0.0	0.0	0	0	0	0	0	0	0	0	0	0	
Murchison, Larrell	2	1	1	0.0	0.0	1	0	0	0	0	0	0	0	0	0	
Tuszka, Derrek	2	1	1	0.0	0.0	0	0	0	0	0	0	0	0	0	0	
Jackson, Chris	1	1	0	0.0	0.0	0	0	0	0	0	0	0	0	0	0	
Ray, Wyatt	1	1	0	0.0	0.0	1	0	0	0	0	0	0	0	0	0	
Hand, Da'Shawn	0	0	0	0.0	0.0	1	0	0	0	0	0	0	0	0	0	
Total	1,032	689	343	39.0	264.0	286	77	14	149	76t	1	79	11	6	0	

TITANS SPECIAL TEAMS STATISTICS

PLAYER	TACKLES			FUMBLES		BLOCKS		
	Tot	Solo	Asst	FF	FR	PAT	FG	PUNT
Jones, Joe	16	11	5	0	0	0	0	0
Cole, Dylan	14	8	6	0	0	0	0	0
Haskins, Hassan	13	9	4	0	0	0	0	0
Rader, Kevin	9	7	2	0	0	0	0	0
Okonkwo, Chig	7	5	2	0	0	0	0	0
Hilliard, Dontrell	7	4	3	0	0	0	0	0
Smith, Andre	6	4	2	0	0	0	0	0
Avery, Tre	6	3	3	0	1	0	0	0
Kalu, Joshua	4	4	0	0	0	0	0	0
Thompson, Josh	4	2	2	0	0	0	0	0
Hollister, Cody	4	1	3	0	0	0	0	0
Harris, Davontae	3	3	0	0	0	0	0	0
Rice, Monty	3	3	0	0	0	0	0	0
Adams, Andrew	2	2	0	0	0	0	0	0
Stonehouse, Ryan	2	2	0	0	0	0	0	0
Ward, Jonathan	2	2	0	0	0	0	0	0
Byard, Kevin	2	1	1	0	0	0	0	0
Johnson Jr., Lonnie	2	1	1	0	0	0	0	0
Cannon, Trenton	2	0	2	0	0	0	0	0
Cox, Morgan	1	1	0	0	0	0	0	0
Cunningham, Zach	1	1	0	0	0	0	0	0
Lambo, Josh	1	1	0	0	0	0	0	0
Gibbens, Jack	1	0	1	0	0	0	0	0
McMath, Racey	1	0	1	0	0	0	0	0
Autry, Denico	0	0	0	0	0	1	0	0
Board, C.J.	0	0	0	0	1	0	0	0
Kinsey, Mason	0	0	0	0	1	0	0	0
TEAM TOTALS:	113	75	38	0	3	1	0	0

MISCELLANEOUS STATISTICS

PLAYER	TACKLES			FUMBLES	
	Tot	Solo	Asst	FF	FR
Tannehill, Ryan	2	2	0	0	0
Brewer, Aaron	1	1	0	0	0
Daley, Dennis	1	1	0	0	0
Hooper, Austin	1	1	0	0	0
Levin, Corey	1	1	0	0	0
McMath, Racey	1	1	0	0	0
Petit-Frere, Nicholas	1	1	0	0	0
Westbrook-Ikhine, Nick	1	1	0	0	1
Willis, Malik	1	1	0	0	1
Burks, Treyton	0	0	0	0	1
Dobbs, Joshua	0	0	0	0	2
Henry, Derrick	0	0	0	0	1
Jones, Ben	0	0	0	0	1
TEAM TOTALS:	10	10	0	0	7

Legend:

- Tot Total Tackles
- Solo Unassisted Tackles
- Asst Assisted Tackles
- Sk Quarterback Sacks
- Yds Yards Lost on Sack
- QBP Quarterback Pressure
- TFL Tackle for Loss
- Int Interceptions
- Yds Interception Return Yards
- TD Interceptions Return Touchdowns
- PD Passes Defensed
- FF Forced Fumble
- FR Fumble Recoveries
- Yds Yards on Fumble Returns

2022 TENNESSEE TITANS PRESEASON STATISTICS

Won 2, Lost 1

Date	W-L	Score	OT	Opponent	Attendance
08/11	L	10-23		at Baltimore	64,216
08/20	W	13-3		Tampa Bay	65,319
08/27	W	26-23		Arizona	63,004

Statistic	Tenn.	Opp.
Total First Downs	47	45
Rushing	17	14
Passing	28	30
Penalty	2	1
3rd Down: Made/Att	10/40	17/47
3rd Down Pct.	25.0	36.2
4th Down: Made/Att	3/6	1/4
4th Down Pct.	50.0	25.0
Possession Avg.	30:07	29:53
Total Net Yards	868	926
Avg. Per Game	289.3	308.7
Total Plays	188	193
Avg. Per Play	4.6	4.8
Net Yards Rushing	409	309
Avg. Per Game	136.3	103.0
Total Rushes	83	78
Net Yards Passing	459	617
Avg. Per Game	153.0	205.7
Sacked/Yards Lost	10/60	8/54
Gross Yards	519	671
Att./Completions	95/54	107/64
Completion Pct.	56.8	59.8
Had Intercepted	4	1
Punts/Average	18/50.0	17/48.1
Net Punting Avg.	18/42.1	17/38.1
Penalties/Yards	18/145	16/124
Fumbles/Ball Lost	2/1	8/3
Touchdowns	5	4
Rushing	3	2
Passing	2	2
Returns	0	0

Score By Periods	Q1	Q2	Q3	Q4	OT	PTS
Team	0	36	3	10	0	49
Opponents	14	10	16	9	0	49

Scoring	TD	Rush	Rec	Ret	K-PAT	FG	S	PTS
Bullock	0	0	0	0	4/4	5/5	0	19
Burks	1	0	1	0			0	6
Chestnut	1	1	0	0			0	6
Okonkwo	1	0	1	0			0	6
Willis	1	1	0	0			0	6
Woodside	1	1	0	0			0	6
Team	5	3	2	0	4/4	5/5	0	49
Opponents	4	2	2	0	4/4	7/7	0	49

2-Pt Conv: TM 0-1, OPP 0-0

Sacks: Anenih 3, Adeniyi 1, Hand 1, Okuayinonu 1, Strong 1, Weaver 1, **TM 8, OPP 10**
FUM/Lost: Chestnut 1/1, Stonehouse 1/0

Rushing	No.	Yds	Avg	Long	TD
Willis	14	159	11.4	50	1
Chestnut	26	106	4.1	29	1
Haskins	27	69	2.6	10	0
Woodside	6	24	4.0	9t	1
Hilliard	2	17	8.5	14	0
McMath	1	17	17.0	17	0
Stonehouse	1	9	9.0	9	0
Cannon	4	7	1.8	9	0
Burks	1	4	4.0	4	0
Wilkins	1	-3	-3.0	-3	0
Team	83	409	4.9	50	3
Opponents	78	309	4.0	21	2

Receiving	No.	Yds	Avg	Long	TD
Haskins	8	53	6.6	18	0
Fitzpatrick	5	62	12.4	18	0
Kinsey	5	48	9.6	19	0
Okonkwo	5	33	6.6	10	1
Roberson	4	47	11.8	19	0
Burks	4	37	9.3	14t	1
Godwin	4	31	7.8	12	0
Chestnut	3	22	7.3	12	0
McMath	2	75	37.5	48	0
Hollister	2	20	10.0	11	0
Lewis	2	16	8.0	9	0
B. Moore	2	14	7.0	8	0
Wilkins	2	9	4.5	5	0
Westbrook-Ikhine	1	21	21.0	21	0
Philips	1	11	11.0	11	0
Wells	1	7	7.0	7	0
Hudson	1	5	5.0	5	0
Odukoya	1	5	5.0	5	0
Woods	1	3	3.0	3	0
Team	54	519	9.6	48	2
Opponents	64	671	10.5	74	2

Interceptions No.	Yds	Avg	Long	TD	
Jo. Jones	1	38	38.0	38	0
Team	1	38	38.0	38	0
Opponents	4	0	0.0	0	0

Punting	No.	Yds	Avg	Net	TB	In	Lg	B
Stonehouse	13	652	50.2	41.3	5	6	68	0
Kern	5	248	49.6	44.2	0	4	58	0
Team	18	900	50.0	42.1	5	10	68	0
Opponents	17	818	48.1	38.1	1	2	65	0

Punt Returns	Ret	FC	Yds	Avg	Long	TD
Philips	5	2	93	18.6	35	0
Kinsey	3	1	35	11.7	18	0
Godwin	2	0	22	11.0	21	0
Team	10	3	150	15.0	35	0
Opponents	4	2	42	10.5	27	0

Kickoff Returns	No.	Yds	Avg	Long	TD
Cannon	2	50	25.0	26	0
Godwin	2	45	22.5	23	0
McMath	2	58	29.0	35	0
Team	6	153	25.5	35	0
Opponents	5	122	24.4	33	0

Field Goals	1-19	20-29	30-39	40-49	50+
Bullock	0/0	0/0	2/2	1/1	2/2
Team	0/0	0/0	2/2	1/1	2/2
Opponents	0/0	1/1	0/0	4/4	2/2

Bullock: (33G)(32G,49G)(51G,50G)
 TM: (33G)(32G,49G)(51G,50G)
 OPP: (47G,25G,47G)(52G)(42G,53G,42G)

Passing	Att	Cmp	Yds	Cmp%	Yds/Att	TD	TD%	Int	Int%	Long	Sack/Lost	Rating
Willis	51	28	318	54.9	6.24	2	3.9	1	2.0	48	9/53	78.7
Woodside	44	26	201	59.1	4.57	0	0.0	3	6.8	19	1/7	42.0
Team	95	54	519	56.8	5.46	2	2.1	4	4.2	48	10/60	61.7
Opponents	107	64	671	59.8	6.27	2	1.9	1	0.9	74	8/54	80.4

2022 RECAP

DRAFT

TEAM NOTES

PLAYER NOTES

STATISTICS

ROSTERS

2022 TENNESSEE TITANS PRESEASON DEFENSIVE STATISTICS

PLAYER	TACKLES			SACKS		TFL	INTERCEPTIONS				FUMBLES			
	Tot	Solo	Asst	Sk	Yds		No	Yds	Lg	TD	PD	FF	FR	Yds
Gibbens, Jack	18	8	10	0	0	0	0	0	0	0	0	0	0	0
Jones, Joe	16	9	7	0	0	0	1	38	38	0	1	0	0	0
Jackson, Theo	14	9	5	0	0	0	0	0	0	0	0	0	0	0
Kalu, Joshua	13	7	6	0	0	0	0	0	0	0	1	1	0	0
Weaver, Rashad	10	6	4	1	6	2	0	0	0	0	2	0	1	1
Campbell, Chance	8	7	1	0	0	1	0	0	0	0	1	0	0	0
Avery, Tre	8	6	2	0	0	1	0	0	0	0	1	0	0	0
Okuyinonu, Sam	8	4	4	1	8	0	0	0	0	0	1	1	0	0
Anenih, David	7	6	1	3	15	1	0	0	0	0	2	2	0	0
Brown, Shakur	7	5	2	0	0	0	0	0	0	0	0	0	0	0
Peevy, Jayden	7	0	7	0	0	0	0	0	0	0	2	0	0	0
Mabin, Greg	6	5	1	0	0	0	0	0	0	0	0	1	0	0
Adeniyi, Ola	6	4	2	1	21	1	0	0	0	0	0	1	0	0
Jones, Naquan	6	4	2	0	0	0	0	0	0	0	0	0	0	0
Colbert, Adrian	5	4	1	0	0	0	0	0	0	0	2	0	0	0
Farley, Caleb	4	4	0	0	0	0	0	0	0	0	1	0	0	0
Hand, Da'Shawn	4	3	1	1	4	1	0	0	0	0	0	0	0	0
Johnson Jr., Lonnie	4	3	1	0	0	0	0	0	0	0	0	0	0	0
Swilling, Tre	4	3	1	0	0	0	0	0	0	0	1	0	0	0
Murchison, Larrell	4	2	2	0	0	0	0	0	0	0	0	0	0	0
Carter, Shyheim	3	2	1	0	0	0	0	0	0	0	0	0	1	0
Jackson, Chris	3	1	2	0	0	0	0	0	0	0	0	0	0	0
Walker, DeMarcus	3	1	2	0	0	0	0	0	0	0	0	0	0	0
Amadi, Ugo	2	2	0	0	0	0	0	0	0	0	2	0	0	0
Hooker, Amani	2	2	0	0	0	0	0	0	0	0	0	0	0	0
Lawler, Justin	2	2	0	0	0	0	0	0	0	0	0	0	0	0
Cole, Dylan	2	1	1	0	0	0	0	0	0	0	0	0	0	0
Gillespie, Tyree	2	1	1	0	0	0	0	0	0	0	1	0	0	0
Moore Jr., A.J.	2	1	1	0	0	0	0	0	0	0	0	0	0	0
Strong, Kevin	2	1	1	1	0	0	0	0	0	0	0	0	0	0
Tart, Teair	2	1	1	0	0	1	0	0	0	0	0	0	0	0
Benton, Elijah	1	1	0	0	0	0	0	0	0	0	0	0	0	0
Fulton, Kristian	1	0	1	0	0	0	0	0	0	0	0	0	0	0
Total	186	115	71	8	54	8	1	38	38	0	18	6	2	1

PRESEASON SPECIAL TEAMS STATISTICS

PLAYER	TACKLES			FUMBLES		BLOCKS		
	Tot	Solo	Asst	FF	FR	PAT	FG	PUNT
Haskins, Hassan	2	2	0	0	0	0	0	0
McMath, Racey	2	1	1	0	0	0	0	0
Chestnut, Julius	1	1	0	0	0	0	0	0
Gibbens, Jack	1	1	0	0	0	0	0	0
Kalu, Joshua	1	1	0	0	0	0	0	0
McCreary, Roger	1	1	0	0	0	0	0	0
Hilliard, Dontrell	1	0	1	0	0	0	0	0
Jackson, Theo	1	0	1	0	1	0	0	0
TEAM TOTALS:	10	7	3	0	1	0	0	0

MISCELLANEOUS STATISTICS

PLAYER	TACKLES			FUMBLES	
	Tot	Solo	Asst	FF	FR
Burks, Treyton	1	1	0	0	0
Kinsey, Mason	1	1	0	0	0
Stonehouse, Ryan	0	0	0	0	1
TEAM TOTALS:	2	2	0	0	1

Legend:

Tot Total Tackles	Int Interceptions
Solo Unassisted Tackles	Yds Interception Return Yards
Asst Assisted Tackles	TD Interceptions Return Touchdowns
Sk Quarterback Sacks	PD Passes Defensed
Yds Yards Lost on Sack	FF Forced Fumble
QBP Quarterback Pressure	FR Fumble Recoveries
TFL Tackle for Loss	Yds Yards on Fumble Returns

REGULAR SEASON: THE LAST TIME THE TENNESSEE TITANS ...

GAMES WON

WON BY SCORING IN THE LAST TWO MINUTES OF REGULATION

By Titans—Randy Bullock 44-yard FG (0:04 remaining) vs. San Francisco, 12/23/21 (W)

By Opponents—Cameron Dicker 43-yard field goal (0:04 remaining), at Los Angeles Chargers, 12/18/22 (L)

WON OVERTIME GAME

By Titans—Tennessee 34, at Indianapolis 31, 10/31/21 (W)

By Opponents—at Kansas City 20, Tennessee 17, 11/6/22 (L)

WON BY 20 OR MORE POINTS

By Titans—at Tennessee 34, Miami 3, 1/2/22 (W)

By Opponents—Tennessee 10, at Philadelphia 35, 12/4/22 (L)

WON BY SHUTOUT

By Titans—at Tennessee 20, Jacksonville 0, 12/12/21 (W)

By Opponents—at Denver 16, Tennessee 0, 10/13/19 (L)

TEAM SCORING

SCORED 50 POINTS

By Titans—*Never in Titans era (since 1999)*

By Oilers—Houston 58, vs. Cleveland 14, 12/9/90 (W)

By Opponents—at Houston 57, Tennessee 14, 10/1/17 (L)

SCORED 40 POINTS

By Titans—at Houston 38, Tennessee 41, 1/3/21 (W)

By Opponents—Tennessee 7, at Buffalo 41, 9/19/22 (L)

SCORED 20 POINTS IN A QUARTER

By Titans—21 points in second quarter, at Houston, 1/9/22 (W)

By Opponents—24 points in third quarter, at Buffalo, 9/19/22 (L)

SCORED 30 POINTS IN A HALF

By Titans—35 points in first half, at Indianapolis, 11/29/20 (W)

By Opponents—38 points in first half, vs. Cleveland, 12/6/20 (L)

SCORED TOUCHDOWNS ON OFFENSE, DEFENSE AND SPECIAL TEAMS

By Titans—One rushing, two interception returns, two punt returns, vs. Jacksonville, 12/30/12 (W)

By Opponents—Four passing, one interception return, two punt returns, at Oakland, 9/29/02 (L)

SCORED A TOUCHDOWN ON FIRST OFFENSIVE POSSESSION

By Titans—Derrick Henry 3-yard run, vs. Jacksonville, 12/11/22 (L)

By Opponents—Joshua Kelley 1-yard run, at Los Angeles Chargers, 12/18/22 (L)

TEAM YARDAGE TOTALS

500 TOTAL NET YARDS

By Titans—at Seattle (532 yards), 9/19/21 (W)

By Opponents—vs. Kansas City (530 yards), 11/10/19 (W)

400 TOTAL NET YARDS

By Titans—at Green Bay (408 yards), 11/17/22 (W)

By Opponents—vs. Jacksonville (428 yards), 12/11/22 (L)

TEAM DEFENSE

HELD OPPONENT WITHOUT A TOUCHDOWN

By Titans—at Tennessee 34, Miami 3, 1/2/22 (W)

By Opponents—at Denver 16, Tennessee 0, 10/13/19 (L)

HELD OPPONENT TO 200 OR FEWER NET YARDS OF OFFENSE

By Titans—at Houston (161 yards), 10/30/22 (W)

By Opponents—at Buffalo (187 net yards), 9/19/22 (L)

HELD OPPONENT TO 50 OR FEWER YARDS RUSHING

By Titans—at Jacksonville (19 yards), 1/7/23 (L)

By Opponents—at Denver (39 yards), 10/13/19 (L)

HELD OPPONENT TO 100 OR FEWER NET YARDS PASSING

By Titans—at Miami (78 net yards), 10/8/17 (L)

By Opponents—vs. Houston (88 net yards), 12/24/22 (L)

SEVEN OR MORE SACKS BY TEAM

By Titans—at Arizona (8 sacks), 12/10/17 (L)

By Opponents—at N.Y. Jets (7 sacks), 10/3/21 (L)

SIX OR MORE SACKS BY TEAM

By Titans—vs. Denver (6 sacks), 11/13/22 (W)

By Opponents—at Philadelphia (6 sacks), 12/4/22 (L)

FIVE OR MORE SACKS BY TEAM

By Titans—vs. Denver (6 sacks), 11/13/22 (W)

By Opponents—at Philadelphia (6 sacks), 12/4/22 (L)

FORCED FIVE OR MORE OPPONENT TURNOVERS

By Titans—vs. N.Y. Jets (4 interceptions, 1 fumble), 12/17/12 (W)

By Opponents—vs. Houston (4 interceptions, 1 fumble), 11/21/21 (L)

FORCED FOUR OR MORE OPPONENT TURNOVERS

By Titans—vs. Jacksonville (4 interceptions, 0 fumbles), 12/12/21 (W)

By Opponents—vs. Jacksonville (1 interception, 3 fumbles), 12/11/22 (L)

SPECIAL TEAMS

KICKOFF RETURNED FOR TOUCHDOWN

By Titans—A.J. Brown (42 yards) at Indianapolis, 11/29/20 (W)

By Opponents—Jakeem Grant (102 yards) at Miami, 9/9/18 (L)

OPENING KICKOFF RETURNED FOR TOUCHDOWN

By Titans—Derrick Mason (101 yards) at Cincinnati, 11/18/01 (W)

By Opponents—Josh Huff (107 yards) at Philadelphia, 11/23/14 (L)

PUNT RETURNED FOR TOUCHDOWN

By Titans—Darius Reynaud (twice—69 yards and 81 yards) vs. Jacksonville, 12/30/12 (W)

By Opponents—Jakeem Grant (74 yards) at Miami, 10/9/16 (W)

FIELD GOAL BLOCKED

By Titans—Denico Autry vs. Miami (Jason Sanders), 1/2/22 (W)

By Opponents—Justin Reid, vs. Houston (Stephen Gostkowski), 10/18/20 (W)

FIELD GOAL BLOCKED, RETURNED FOR TD

By Titans—Tye Smith (63 yards) at Indianapolis (Adam Vinatieri's FG blocked by Dane Cruikshank), 12/1/19 (W)

By Opponents—Rob Morris (68 yards) at Indianapolis (Gary Anderson's FG blocked by Montae Reagor), 12/5/04 (L)

PUNT BLOCKED

By Titans—Tim Shaw vs. Pittsburgh (Drew Butler), 10/11/12 (W)

By Opponents—E.J. Speed, vs. Indianapolis (Trevor Daniel), 11/12/20 (L)

PUNT BLOCKED AND RETURNED FOR TD

By Titans—Jason McCourty vs. Indianapolis (Pat McAfee's punt blocked by Patrick Bailey and recovered in end zone by McCourty), 10/30/11 (W)

By Opponents—T.J. Carrie (6 yards), vs. Indianapolis (Trevor Daniel's punt blocked by E.J. Speed), 11/12/20 (L)

FIVE FIELD GOALS

By Titans—Stephen Gostkowski (6) at Minnesota, 9/27/20 (W)

By Opponents—Nick Folk (5), at New England, 11/28/21 (L)

FOUR FIELD GOALS

By Titans—Randy Bullock vs. Indianapolis, 10/23/22 (W)

By Opponents—Chris Boswell, at Pittsburgh, 12/19/21 (L)

THREE FIELD GOALS

By Titans—Randy Bullock (3) at Jacksonville, 1/7/23 (L)

By Opponents—Riley Patterson (3), vs. Jacksonville, 12/11/22 (L)

REGULAR SEASON: THE LAST TIME THE TENNESSEE TITANS ...

SUCCESSFUL ONSIDE KICK

By Titans—Rob Bironas kicks and Daimion Stafford recovers, vs. Arizona, 12/15/13 (L)

By Opponents—Connor Barth kicks and Adrian Amos recovers, at Chicago, 11/27/16 (W)

MISSED PAT

By Titans—Josh Lambo, at Green Bay, 11/17/22 (W)

By Opponents—Mason Crosby (kick blocked), at Green Bay, 11/17/22 (W)

TWO-POINT CONVERSIONS**TWO-POINT CONVERSION MADE**

By Titans—Chig Okonkwo (pass from Ryan Tannehill) vs. Jacksonville, 12/11/22 (L)

By Opponents—Aaron Jones (pass from Aaron Rodgers), at Green Bay, 11/17/22 (W)

TWO-POINT CONVERSION FAILED

By Titans—vs. Cleveland (run failed), 12/6/20 (L)

By Opponents—vs. Houston (pass failed), 12/24/22 (L)

INDIVIDUAL OFFENSIVE PERFORMANCES**INDIVIDUAL WITH 200 SCRIMMAGE YARDS**

By Titans—Derrick Henry (228 yards) at Houston, 10/30/22 (W)

By Opponents—Todd Gurley (276 yards), vs. Los Angeles Rams, 12/24/17 (L)

RUSHING TOUCHDOWN AND RECEIVING TOUCHDOWN

By Titans—Derrick Henry (1 rushing, 1 receiving) at Carolina, 11/3/19 (L)

By Opponents—Nyheim Hines (1 rushing, 1 receiving), vs. Indianapolis, 11/12/20 (L)

RUSHING TOUCHDOWN AND PASSING TOUCHDOWN

By Titans—Derrick Henry (1 passing, 1 rushing) at Green Bay, 11/17/22 (W)

By Opponents—Trevor Lawrence (3 passing, 1 rushing), vs. Jacksonville, 12/11/22 (L)

INDIVIDUAL RUSHING**200 YARDS RUSHING**

By Titans—Derrick Henry (219 yards) at Houston, 10/30/22 (W)

By Opponents—Le'Veon Bell (204 yards) vs. Pittsburgh, 11/17/14 (L)

150 YARDS RUSHING

By Titans—Derrick Henry (219 yards) at Houston, 10/30/22 (W)

By Opponents—Saquon Barkley (164 yards), vs. N.Y. Giants, 9/11/22 (L)

100 YARDS RUSHING

By Titans—Derrick Henry (109 yards) at Jacksonville, 1/7/23 (L)

By Opponents—Saquon Barkley (164 yards), vs. N.Y. Giants, 9/11/22 (L)

CONSECUTIVE 100-YARD RUSHING GAMES

By Titans—Derrick Henry vs. Jacksonville, 12/11/22 (L); at Los Angeles Chargers, 12/18/22 (L); vs. Houston, 12/24/22 (L)

30 OR MORE CARRIES

By Titans—Derrick Henry (30 carries) at Jacksonville, 1/7/23 (L)

By Opponents—Melvin Gordon (32 carries) at San Diego, 11/6/16 (L)

RUSHING PLAY OF 80 OR MORE YARDS

By Titans—Derrick Henry (94 yards) vs. Houston, 10/18/20 (W)

By Opponents—Lamar Miller (97 yards), at Houston, 11/26/18 (L)

RUSHING PLAY OF 50 OR MORE YARDS

By Titans—Derrick Henry (50 yards) vs. Jacksonville, 12/11/22 (L)

By Opponents—Saquon Barkley (68 yards), vs. N.Y. Giants, 9/11/22 (L)

THREE TOUCHDOWNS RUSHING

By Titans—Derrick Henry (3) vs. Buffalo, 10/18/21 (W)

By Opponents—Corey Dillon (4) at Cincinnati, 12/4/97 (L)

TWO TOUCHDOWNS RUSHING

By Titans—Derrick Henry (2) at Kansas City, 11/6/22 (L)

By Opponents—Tyrod Taylor (2), vs. Houston, 11/21/21 (L)

INDIVIDUAL PASSING**400 YARDS PASSING**

By Titans—Ryan Fitzpatrick (402 yards) vs. Arizona, 12/15/13 (L)

By Opponents—Patrick Mahomes (446 yards), at Kansas City, 11/6/22 (L)

300 YARDS PASSING

By Titans—Ryan Tannehill (333 yards) at Green Bay, 11/17/22 (W)

By Opponents—Justin Herbert (313 yards), at Los Angeles Chargers, 12/18/22 (L)

CONSECUTIVE 300-YARD PASSING GAMES

By Titans—Matt Hasselbeck vs. Baltimore (358 yards), 9/18/11 (W), vs. Denver (311 yards), 9/25/11 (W)

FIVE TOUCHDOWN PASSES

By Titans—Steve McNair vs. Jacksonville, 12/26/99 (W)

By Opponents—Blake Bortles vs. Jacksonville, 12/6/15 (W)

FOUR TOUCHDOWN PASSES

By Titans—Ryan Tannehill at Houston, 1/9/22 (W)

By Opponents—Josh Allen, at Buffalo, 9/19/22 (L)

50 OR MORE PASS ATTEMPTS

By Titans—Ryan Tannehill (52 att) vs. Houston, 11/21/21 (L)

By Opponents—Patrick Mahomes (68), at Kansas City, 11/6/22 (L)

40 OR MORE PASS ATTEMPTS

By Titans—Ryan Tannehill (52 att) vs. Houston, 11/21/21 (L)

By Opponents—Dak Prescott (41), vs. Dallas, 12/29/22 (L)

30 OR MORE COMPLETIONS

By Titans—Ryan Tannehill (35 comp) vs. Houston, 11/21/21 (L)

By Opponents—Trevor Lawrence (30 comp), vs. Jacksonville, 12/11/22 (L)

NO SACKS ALLOWED

By Titans—vs. Buffalo, 10/18/21 (W)

By Opponents—vs. Jacksonville, 12/11/22 (L)

COMPLETION OF 80 OR MORE YARDS

By Titans—Ryan Tannehill (91 yards) at Oakland, 12/8/19 (W)

By Opponents—Jared Goff (80 yards), vs. Los Angeles Rams, 12/24/17 (L)

COMPLETION OF 50 OR MORE YARDS

By Titans—Ryan Tannehill (69 and 51 yards) vs. Cincinnati, 11/27/22 (L)

By Opponents—Russell Wilson (66 yards), vs. Denver, 11/13/22 (W)

INDIVIDUAL RECEIVING**200 YARDS RECEIVING**

By Titans—Kenny Britt (225 yards) vs. Philadelphia, 10/24/10 (W)

By Opponents—DeAndre Hopkins (238 yards) at Houston, 11/30/14 (L)

150 YARDS RECEIVING

By Titans—A.J. Brown (155 yards) at Indianapolis, 10/31/21 (W)

By Opponents—Evan Engram (162 yards), vs. Jacksonville, 12/11/22 (L)

100 YARDS RECEIVING

By Titans—Treylon Burks (111 yards) at Green Bay, 11/17/22 (W)

By Opponents—CeeDee Lamb (100 yards), vs. Dallas, 12/29/22 (L)

CONSECUTIVE 100-YARD RECEIVING GAMES

By Titans—A.J. Brown vs. Kansas City (133 yards), 10/24/21 (W), at Indianapolis (155 yards), 10/31/21 (W)

10 OR MORE RECEPTIONS

By Titans—A.J. Brown (11 rec.) vs. San Francisco, 12/23/21 (W)

By Opponents—CeeDee Lamb (11 rec.), vs. Dallas, 12/29/22 (L)

REGULAR SEASON: THE LAST TIME THE TENNESSEE TITANS ...

RECEPTION OF 80 OR MORE YARDS

By Titans—A.J. Brown (91 yards) at Oakland, 12/8/19 (W)

By Opponents—Todd Gurley (80 yards), vs. Los Angeles Rams, 12/24/17 (L)

RECEPTION OF 50 OR MORE YARDS

By Titans—Treylon Burks (51 yards); Derrick Henry (69 yards) vs. Cincinnati, 11/27/22 (L)

By Opponents—Jalen Virgil (66 yards), vs. Denver, 11/13/22 (W)

THREE TOUCHDOWN RECEPTIONS

By Titans—Kenny Britt vs. Philadelphia, 10/24/10 (W)

By Opponents—Stefon Diggs, at Buffalo, 9/19/22 (L)

TWO TOUCHDOWN RECEPTIONS

By Titans—Austin Hooper at Green Bay, 11/17/22 (W)

By Opponents—Dalton Schultz, vs. Dallas, 12/29/22 (L)

COMBINED OFFENSIVE PERFORMANCES BY TEAMMATES

100-YARD RUSHER AND 100-YARD RECEIVER IN A GAME

By Titans—Derrick Henry (182 rush.) and Julio Jones (128 rec.) at Seattle, 9/19/21 (W)

By Opponents—AJ Dillon (124 rush.) and Davante Adams (142 rec.), at Green Bay, 12/27/20 (L)

By One Player (Opponent)—Todd Gurley (118 rush. and 158 receiving), vs. Los Angeles Rams, 12/24/17 (L)

100-YARD RUSHER, 100-YARD RECEIVER AND 300-YARD PASSER IN A GAME

By Titans—Derrick Henry (182 rush.), Julio Jones (128 rec.) and Ryan Tannehill (347 pass.) at Seattle, 9/19/21 (W)

By Opponents—Todd Gurley (118 rush. and 158 rec.) and Jared Goff (301 pass.), vs. Los Angeles Rams, 12/24/17 (L)

300-YARD PASSER AND 100-YARD RECEIVER IN A GAME

By Titans— Ryan Tannehill (333 pass.) and Treylon Burks (111 rec.) at Green Bay, 11/17/22 (W)

By Opponents—Trevor Lawrence (368 pass.) and Evan Engram (162 rec.), vs. Jacksonville, 12/11/22 (L)

100-YARD RUSHER AND 300-YARD PASSER IN A GAME

By Titans—Derrick Henry (182 rush.) and Ryan Tannehill (347 pass.) at Seattle, 9/19/21 (W)

By Opponents— Gardner Minshew II (339 pass.) and James Robinson (102 rush.), vs. Jacksonville, 9/20/20 (W)

TWO 100-YARD RUSHERS IN A GAME

By Titans—Dontrell Hilliard (131 yards) and D'Onta Foreman (109), at New England, 11/28/21 (L)

By Opponents—Arian Foster (115 yards) and Ben Tate (104 yards) vs. Houston, 10/23/11 (L)

TWO 100-YARD RECEIVERS IN A GAME

By Titans—Justin Hunter (109 yards) and Kendall Wright (103 yards) at Oakland, 11/24/13 (W)

By Opponents—A.J. Brown (119 rec.) and DeVonta Smith (102 rec.), at Philadelphia, 12/4/22 (L)

INDIVIDUAL DEFENSE

INTERCEPTION RETURNED FOR TOUCHDOWN

By Titans— Andrew Adams (76 yards) against Indianapolis, 10/23/22 (W)

By Opponents—Matt Milano (43 yards), at Buffalo, 9/19/22 (L)

FUMBLE RETURNED FOR TOUCHDOWN

By Titans—Kevin Byard (30 yards) at Jacksonville, 10/10/21 (W)

By Opponents—Josh Allen (37 yards) at Jacksonville, 1/7/23 (L)

SAFETY SCORED

By Titans—Browns quarterback Baker Mayfield sacked in end zone by Cameron Wake, at Cleveland, 9/8/19 (W)

By Opponents—Ryan Tannehill sacked in end zone by Romeo Okwara vs. Detroit, 12/20/20 (W)

THREE INTERCEPTIONS

By Titans—Kevin Byard (3) at Cleveland, 10/22/17 (W)

By Opponents—Glover Quin (3) at Houston, 11/28/10 (L)

TWO INTERCEPTIONS

By Titans—Kevin Byard (2) vs. Dallas, 12/29/22 (L)

By Opponents—Desmond King (2), vs. Houston, 11/21/21 (L)

THREE SACKS

By Titans—Jeffery Simmons (3.0) at L.A. Rams, 11/7/21 (W)

By Opponents—Chandler Jones (5.0), vs. Arizona, 9/12/21 (L)

POSTSEASON: THE LAST TIME THE TENNESSEE TITANS ...

GAMES WON (PLAYOFFS)

WON BY SCORING IN THE LAST TWO MINUTES OF REGULATION

By Titans—Gary Anderson 46-yard field goal with 0:29 remaining, at Baltimore, 1/3/04 (W)

By Opponents—Evan McPherson 52-yard field goal with 0:00 remaining, vs. Cincinnati, 1/22/22 (L)

WON OVERTIME GAME

By Titans—Tennessee 34, vs. Pittsburgh 31, 1/11/03 (W)

By Opponents—at Buffalo 41, Houston 38, 1/3/93 (L)

WON BY 20 OR MORE POINTS

By Titans/Oilers—Never Happened

By Opponents—at New England 35, Tennessee 14, 1/13/18 (L)

WON BY SHUTOUT

By Titans/Oilers—Never Happened

By Opponents—Never Happened

TEAM SCORING (PLAYOFFS)

SCORED 50 POINTS

By Titans/Oilers—Never Happened

By Opponents—at Oakland 56, Houston 7, 12/21/69 (L)

SCORED 40 POINTS

By Titans/Oilers—Never Happened

By Opponents—at Oakland 41, Tennessee 24, 1/19/03 (L)

SCORED 20 POINTS IN A QUARTER

By Titans—Never in Titans era (since 1999)

By Oilers—21 points in second quarter, at Buffalo, 1/3/93 (L)

By Opponents—21 points in second quarter, at New England, 1/13/18 (L)

SCORED 30 POINTS IN A HALF

By Titans/Oilers—Never Happened

By Opponents—35 points in second half, at Buffalo, 1/3/93 (L)

SCORED TOUCHDOWNS ON OFFENSE, DEFENSE AND SPECIAL TEAMS

By Titans/Oilers—Never Happened

By Opponents—Never Happened

SCORED A TOUCHDOWN ON FIRST OFFENSIVE POSSESSION

By Titans—Anthony Firkser 12-yard pass from Ryan Tannehill, at New England, 1/4/20 (W)

By Opponents—Bethel Johnson 41-yard pass from Tom Brady, at New England, 1/10/04 (L)

TEAM YARDAGE TOTALS (PLAYOFFS)

500 TOTAL NET YARDS

By Titans/Oilers—Never Happened

By Opponents—at Baltimore (530 yards), 1/11/20 (W)

400 TOTAL NET YARDS

By Titans—vs. Pittsburgh (430 yards), 1/11/03 (W)

By Opponents—vs Baltimore (401 yards), 1/10/21 (L)

2022 RECAP

DRAFT

TEAM NOTES

PLAYER NOTES

STATISTICS

ROSTERS

POSTSEASON: THE LAST TIME THE TENNESSEE TITANS ...

TEAM DEFENSE (PLAYOFFS)

HELD OPPONENT WITHOUT A TOUCHDOWN

- By Titans**—Never in Titans era (since 1999)
- By Oilers**—Houston 10, at San Diego 3, 12/24/61 (W)
- By Opponents**—at San Diego 17, Tennessee 6, 1/6/08 (L)

HELD OPPONENT TO 200 OR FEWER NET YARDS OF OFFENSE

- By Titans**—vs. Baltimore (134 net yards), 1/7/01 (L)
- By Opponents**—vs. Buffalo (194 net yards), 1/8/00 (W)

HELD OPPONENT TO 50 OR FEWER YARDS RUSHING

- By Titans**—vs. Baltimore (50 yards), 1/10/09 (L)
- By Opponents**—vs. Kansas City (39 yards), 1/16/94 (L)

HELD OPPONENT TO 100 OR FEWER NET YARDS PASSING

- By Titans**—vs. Buffalo (97 net yards), 1/8/00 (W)
- By Opponents**—at Baltimore (83 net yards), 1/11/20 (W)

SEVEN OR MORE SACKS BY TEAM

- By Titans/Oilers**—vs. Cincinnati (9 sacks), 1/22/22 (L)
- By Opponents**—at New England (8 sacks), 1/13/18 (L)

SPECIAL TEAMS (PLAYOFFS)

KICKOFF RETURNED FOR TOUCHDOWN

- By Titans**—Derrick Mason (80 yards) at Jacksonville, 1/23/00 (W)
- By Opponents**—Never Happened

RETURNED OPENING KICKOFF FOR TOUCHDOWN

- By Titans/Oilers**—Never Happened
- By Opponents**—Never Happened

PUNT RETURNED FOR TOUCHDOWN

- By Titans/Oilers**—Never Happened
- By Opponents**—Never Happened

FIELD GOAL BLOCKED

- By Titans/Oilers**—Never Happened
- By Opponents**—Richard Seymour at New England (Gary Anderson), 1/10/04 (L)

FIELD GOAL BLOCKED, RETURNED FOR TD

- By Titans/Oilers**—Never Happened
- By Opponents**—Anthony Mitchell (90 yards) vs. Baltimore (Al Del Greco's FG blocked by Keith Washington), 1/7/01 (L)

PUNT BLOCKED

- By Titans**—Chris Coleman vs. Baltimore (Kyle Richardson, twice), 1/7/01 (L)
- By Opponents**—Jerry Olsavsky vs. Pittsburgh (Greg Montgomery), 12/31/89 (L)

PUNT BLOCKED AND RETURNED FOR TD

- By Titans/Oilers**—Never Happened
- By Opponents**—Never Happened

FIVE FIELD GOALS

- By Titans/Oilers**—Never Happened
- By Opponents**—Never Happened

FOUR FIELD GOALS

- By Titans**—Al Del Greco at Indianapolis, 1/16/00 (W)
- By Opponents**—Evan McPherson, vs. Cincinnati, 1/22/22 (L)

THREE FIELD GOALS

- By Titans**—Al Del Greco (4) at Indianapolis, 1/16/00 (W)
- By Opponents**—Evan McPherson (4), vs. Cincinnati, 1/22/22 (L)

MISSED PAT (KICK)

- By Titans/Oilers**—Never Happened
- By Opponents**—David Treadwell (Wide Left) at Denver, 1/4/92 (L)

TWO-POINT CONVERSIONS (PLAYOFFS)

TWO-POINT CONVERSION MADE

- By Titans/Oilers**—Never Happened
- By Opponents**—Plaxico Burress (pass from Hines Ward) vs. Pittsburgh, 1/11/03 (W)

TWO-POINT CONVERSION FAILED

- By Titans**—vs. Cincinnati (run failed), 1/22/22 (L)
- By Opponents**—at Baltimore (pass failed), 1/11/20 (W)

INDIVIDUAL OFFENSIVE PERFORMANCES (PLAYOFFS)

INDIVIDUAL WITH 200 SCRIMMAGE YARDS

- By Titans**—Derrick Henry (202 yards) at Baltimore, 1/11/20 (W)
- By Opponents**—Never Happened

RUSHING TOUCHDOWN AND RECEIVING TOUCHDOWN

- By Titans**—Never in Titans era (since 1999)
- By Oilers**—Allen Pinkett at Cleveland, 12/24/88 (W)
- By Opponents**—James White at New England, 1/13/18 (L)

RUSHING TOUCHDOWN AND PASSING TOUCHDOWN

- By Titans**—Ryan Tannehill at Baltimore, 1/11/20 (W)
- By Opponents**—Patrick Mahomes at Kansas City, 1/19/20 (L)

INDIVIDUAL RUSHING (PLAYOFFS)

200 YARDS RUSHING

- By Titans/Oilers**—Never Happened
- By Opponents**—Never Happened

150 YARDS RUSHING

- By Titans**—Derrick Henry (195 yards) at Baltimore, 1/11/20 (W)
- By Opponents**—Paul Lowe (165 yards) vs. Los Angeles Chargers, 1/1/61 (W)

100 YARDS RUSHING

- By Titans**—Derrick Henry (195 yards) at Baltimore, 1/11/20 (W)
- By Opponents**—Lamar Jackson (136 yards), vs. Baltimore, 1/10/21 (L)

CONSECUTIVE 100-YARD RUSHING GAMES

- By Titans**—Derrick Henry at New England (182 yards), 1/4/20 (W), at Baltimore (195 yards), 1/11/20 (W)

30 OR MORE CARRIES

- By Titans**—Derrick Henry (30) at Baltimore, 1/11/20 (W)
- By Opponents**—Never Happened

RUSHING PLAY OF 80 OR MORE YARDS

- By Titans/Oilers**—Never Happened
- By Opponents**—Never Happened

RUSHING PLAY OF 50 OR MORE YARDS

- By Titans**—Derrick Henry (66 yards) at Baltimore, 1/11/20 (W)
- By Opponents**—Never Happened

THREE TOUCHDOWNS RUSHING

- By Titans/Oilers**—Never Happened
- By Opponents**—Never Happened

TWO TOUCHDOWNS RUSHING

- By Titans**—Steve McNair at Oakland, 1/19/03 (L)
- By Opponents**—Antowain Smith vs. Buffalo, 1/8/00 (W)

INDIVIDUAL PASSING (PLAYOFFS)

400 YARDS PASSING

- By Titans/Oilers**—Never Happened
- By Opponents**—Kurt Warner (414 yards) vs. St. Louis, 1/30/00 (L)

300 YARDS PASSING

- By Titans**—Steve McNair (338 yards) vs. Pittsburgh, 1/11/03 (W)
- By Opponents**—Joe Burrow (348 yards), vs. Cincinnati, 1/22/22 (L)

CONSECUTIVE 300-YARD PASSING GAMES

- Playoffs:**
- By Titans/Oilers**—Never Happened

POSTSEASON: THE LAST TIME THE TENNESSEE TITANS ...

FIVE TOUCHDOWN PASSES

By Titans/Oilers—Never Happened

By Opponents—Daryle Lamonica (6) at Oakland, 12/21/69 (L)

FOUR TOUCHDOWN PASSES

By Titans—Never in Titans era (since 1999)

By Oilers—Warren Moon at Buffalo, 1/3/93 (L)

By Opponents—Frank Reich at Buffalo, 1/3/93 (L)

50 OR MORE PASS ATTEMPTS

By Titans—Never in Titans era (since 1999)

By Oilers—Warren Moon (50 att) at Buffalo, 1/3/93 (L)

By Opponents—Lamar Jackson (59 att), at Baltimore, 1/11/20 (W)

40 OR MORE PASS ATTEMPTS

By Titans—Kerry Collins (42 att) vs. Baltimore, 1/10/09 (L)

By Opponents—Lamar Jackson (59 att), at Baltimore, 1/11/20 (W)

30 OR MORE COMPLETIONS

By Titans—Never in Titans era (since 1999)

By Oilers—Warren Moon (32 comp) vs. Kansas City, 1/16/94 (L)

By Opponents—Lamar Jackson (31 comp), at Baltimore, 1/11/20 (W)

NO SACKS ALLOWED

By Titans—at Baltimore, 1/3/04 (W)

By Opponents—at New England, 1/4/20 (W)

COMPLETION OF 80 OR MORE YARDS

By Titans/Oilers—Never Happened

By Opponents—Never Happened

COMPLETION OF 50 OR MORE YARDS

By Titans—Never in Titans era (since 1999)

By Oilers—Dan Pastorini (71 yards) at New England, 12/31/78 (L)

By Opponents—Joe Burrow (57 yards), vs. Cincinnati, 1/22/22 (L)

INDIVIDUAL RECEIVING (PLAYOFFS)

200 YARDS RECEIVING

By Titans/Oilers—Never Happened

By Opponents—Never Happened

150 YARDS RECEIVING

By Titans/Oilers—Never Happened

By Opponents—Isaac Bruce (162 yards) vs. St. Louis, 1/30/00 (L)

100 YARDS RECEIVING

By Titans—A.J. Brown (142 yards) vs. Cincinnati, 1/22/22 (L)

By Opponents—Ja'Marr Chase (109 yards), vs. Cincinnati, 1/22/22 (L)

CONSECUTIVE 100-YARD RECEIVING GAMES

By Titans—Never in Titans era (since 1999)

By Oilers—Ernest Givins at Denver (111 yards), 1/4/92 (L), at Buffalo (117 yards), 1/3/93 (L)

10 OR MORE RECEPTIONS

By Titans—Justin Gage (11 rec.) vs. Baltimore, 1/10/09 (L)

By Opponents—Danny Amendola (11 rec.) at New England, 1/13/18 (L)

RECEPTION OF 80 OR MORE YARDS

By Titans/Oilers—Never Happened

By Opponents—Never Happened

RECEPTION OF 50 OR MORE YARDS

By Titans—Never in Titans era (since 1999)

By Oilers—Ken Burrough (71 yards) at New England, 12/31/78 (L)

By Opponents—Ja'Marr Chase (57 yards), vs. Cincinnati, 1/22/22 (L)

THREE TOUCHDOWN RECEPTIONS

By Titans/Oilers—Never Happened

By Opponents—Andre Reed at Buffalo, 1/3/93 (L)

TWO TOUCHDOWN RECEPTIONS

By Titans/Oilers—Corey Davis at New England, 1/13/18 (L)

By Opponents—Tyreek Hill, at Kansas City, 1/19/20 (L)

COMBINED OFFENSIVE PERFORMANCES BY TEAMMATES (PLAYOFFS)

100-YARD RUSHER AND 100-YARD RECEIVER IN A GAME

By Titans/Oilers—Never Happened

By Opponents—Lamar Jackson (136 rush.) and Marquise Brown (109 rec.), vs. Baltimore, 1/10/21 (L)

100-YARD RUSHER, 100-YARD RECEIVER AND 300-YARD PASSER IN A GAME

By Titans/Oilers—Never Happened

By Opponents—Lamar Jackson (143 rush.), Lamar Jackson (365 pass.) and Marquis Brown (126 rec.), at Baltimore, 1/11/20 (W)

300-YARD PASSER AND 100-YARD RECEIVER IN A GAME

By Titans—Steve McNair (338 pass.) and Frank Wycheck (123 rec.) vs. Pittsburgh, 1/11/03 (W)

By Opponents—Joe Burrow (348 pass.) and Ja'Marr Chase (109 rec.), vs. Cincinnati, 1/22/22 (L)

100-YARD RUSHER AND 300-YARD PASSER IN A GAME

By Titans/Oilers—Never Happened

By Opponents—Lamar Jackson (143 rush. and 365 pass.), at Baltimore, 1/11/20 (W)

TWO 100-YARD RUSHERS IN A GAME

By Titans/Oilers—Never Happened

By Opponents—Hewritt Dixon (144 yards) and Pete Banaszak (116 yards) at Oakland, 12/31/67 (L)

TWO 100-YARD RECEIVERS IN A GAME

By Titans—Never in Titans era (since 1999)

By Oilers—Mike Barber (112 yards) and Ken Burrough (103 yards) at Miami, 12/24/78 (W)

By Opponents—Chris Chambers (121 yards) and Vincent Jackson (114 yards) at San Diego, 1/6/08 (L)

INDIVIDUAL DEFENSE (PLAYOFFS)

INTERCEPTION RETURNED FOR TOUCHDOWN

By Titans—Logan Ryan (9 yards) at New England, 1/4/20 (W)

By Opponents—Will Demps (56 yards), at Baltimore, 1/3/04 (W)

FUMBLE RETURNED FOR TOUCHDOWN

By Titans/Oilers—Never Happened

By Opponents—Never Happened

SAFETY SCORED

By Titans—Josh Evans and Jason Fisk (sacked Mark Brunell), at Jacksonville, 1/23/00 (W)

By Opponents—Dan Pastorini ran out of the End Zone, at Miami, 12/24/78 (W)

THREE INTERCEPTIONS

By Titans—Never in Titans era (since 1999)

By Oilers—Vernon Perry (4*) at San Diego, 12/29/79 (W)

By Opponents—Never Happened

TWO INTERCEPTIONS

By Titans—Never in Titans era (since 1999)

By Oilers—Bubba McDowell vs. N.Y. Jets, 12/29/91 (W)

By Opponents—Johnny Robinson vs. Dallas Texans, 12/23/62 (L)

THREE SACKS

By Titans—Jeffery Simmons vs. Cincinnati, 1/22/22 (L)

By Opponents—Willie McGinest at New England, 1/10/04 (L)

LAST TIME IN A SEASON THE TITANS ...

TEAM OFFENSE

- Ranked 1st in Overall Offense — 1990
- Ranked 1st in Rushing Offense — 1967 (AFL)
- Ranked 1st in Passing Offense — 1992

TEAM DEFENSE

- Ranked 1st in Overall Defense — 2000
- Ranked 1st in Rushing Defense — 2022
- Ranked 1st in Passing Defense — 2000

GAMES WON (REGULAR SEASON)

- 10 Wins — 2021 (12-5)
- 11 Wins — 2021 (12-5)
- 12 Wins — 2021 (12-5)
- 13 Wins — 2008 (13-3)

ADVANCED IN PLAYOFFS

- Wild Card Round — 2021
- Divisional Round — 2021
- Conference Championship — 2019
- Super Bowl — 1999

RUSHING

- 1,000 Yards — **Derrick Henry** (1,538), 2022
- 1,500 Yards — **Derrick Henry** (1,538), 2022
- 2,000 Yards — **Derrick Henry** (2,027), 2020
- 300 Attempts — **Derrick Henry** (349), 2022
- 400 Attempts — **Eddie George** (403), 2000
- 10 Touchdowns — **Derrick Henry** (13), 2022
- 15 Touchdowns — **Derrick Henry** (17), 2020

PASSING

- 3,000 Yards — **Ryan Tannehill** (3,734), 2021
- 3,500 Yards — **Ryan Tannehill** (3,734), 2021
- 4,000 Yards — **Warren Moon** (4,690), 1991
- 400 Attempts — **Ryan Tannehill** (531), 2021
- 500 Attempts — **Ryan Tannehill** (531), 2021
- 600 Attempts — **Warren Moon** (655), 1991
- 20 Touchdowns — **Ryan Tannehill** (21), 2021
- 30 Touchdowns — **Ryan Tannehill** (33), 2020
- 90.0 Passer Rating — **Ryan Tannehill** (94.6), 2022
- 100.0 Passer Rating — **Ryan Tannehill** (106.5), 2020

RECEIVING

- 80 Receptions — **Delanie Walker** (94), 2015
- 90 Receptions — **Delanie Walker** (94), 2015
- 100 Receptions — **Haywood Jeffires** (100), 1991
- 1,000 Yards — **A.J. Brown** (1,075), 2020
- 1,500 Yards — **Charlie Hennigan** (1,546), 1964
- 10 Touchdowns — **A.J. Brown** (11), 2020
- 15 Touchdowns — **Bill Groman** (17), 1961

SCORING

- 100 Points — **Randy Bullock** (120), 2021
- 110 Points — **Randy Bullock** (120), 2021
- 120 Points — **Randy Bullock** (120), 2021
- 130 Points — **Ryan Succop** (136), 2017
- 30 Field Goals — **Ryan Succop** (35), 2017
- 35 Field Goals — **Ryan Succop** (35), 2017
- 10 Touchdowns — **Derrick Henry** (13), 2022
- 15 Touchdowns — **Derrick Henry** (17), 2020

DEFENSE

- 7 Interceptions — **Kevin Byard** (8), 2017
- 8 Interceptions — **Kevin Byard** (8), 2017
- 9 Interceptions — **Mike Reinfeldt** (12), 1979
- 10 Interceptions — **Mike Reinfeldt** (12), 1979
- 10 Sacks — **Harold Landry III** (12), 2021
- 12 Sacks — **Harold Landry III** (12), 2021
- 14 Sacks — **Jevon Kearse** (14.5), 1999
- 150 Tackles — **Wesley Woodyard** (172), 2017
- 175 Tackles — **Keith Bulluck** (180), 2002
- 200 Tackles — **Gregg Bingham** (212), 1980

TITANS RECORDS AT A GLANCE

Team record holders in major statistical categories

SCORING

- Points (Game) — 30 by **Billy Cannon** (5 TDs) at N.Y. Titans, 12/10/61
- Points (Season) — 136 by **Al Del Greco**, 1998; by **Ryan Succop**, 2017
- Points (Career) — 1,060 by **Al Del Greco**, 1991-00
- Touchdowns (Game) — 5 by **Billy Cannon** at N.Y. Titans, 12/10/61
- Touchdowns (Season) — 19 by **Earl Campbell**, 1979
- Touchdowns (Career) — 81 by **Derrick Henry**, 2016-22
- Field Goals (Game) — 8 by **Rob Bironas** at Hou., 10/21/07
- Field Goals (Season) — 36 by **Al Del Greco**, 1998
- Field Goals (Career) — 246 by **Al Del Greco**, 1991-00

RUSHING

- Rushing Yards (Game) — 250 by **Derrick Henry** at Hou., 1/3/21
- Rushing Yards (Season) — 2,027 by **Derrick Henry**, 2020
- Rushing Yards (Career) — 10,009 by **Eddie George**, 1996-03
- Rushing Touchdowns (Game) — 4 by **Earl Campbell** vs. Mia., 11/20/78; **Lorenzo White** vs. Cle., 12/9/90; **Derrick Henry** vs. Jax, 12/6/18
- Rushing Touchdowns (Season) — 19 by **Earl Campbell**, 1979
- Rushing Touchdowns (Career) — 78 by **Derrick Henry**, 2016-22

PASSING

- Passing Yards (Game) — 527 by **Warren Moon** at K.C., 12/16/90
- Passing Yards (Season) — 4,690 by **Warren Moon**, 1991
- Passing Yards (Career) — 33,685 by **Warren Moon**, 1984-93
- Passing Touchdowns (Game) — 7 by **George Blanda** vs. N.Y. Titans, 11/19/61
- Passing Touchdowns (Season) — 36 by **George Blanda**, 1961
- Passing Touchdowns (Career) — 196 by **Warren Moon**, 1984-93
- Passer Rating (Game) — 158.3 by **Chris Chandler** at Cin., 9/24/95
- Passer Rating (Season) — 117.5 by **Ryan Tannehill**, 2019
- Passer Rating (Career) — 100.5 by **Ryan Tannehill**, 2019-22

RECEIVING

- Receptions (Game) — 13 (three times, last by **Drew Bennett** at Oak., 12/19/04)
- Receptions (Season) — 101 by **Charlie Hennigan**, 1964
- Receptions (Career) — 542 by **Ernest Givins**, 1986-94
- Receiving Yards (Game) — 272 by **Charlie Hennigan** at Bos., 10/13/61
- Receiving Yards (Season) — 1,746 by **Charlie Hennigan**, 1961
- Receiving Yards (Career) — 7,935 by **Ernest Givins**, 1986-94
- Receiving Touchdowns (Game) — 3 (17 times, last by **Kenny Britt** vs. Phi., 10/24/10)
- Receiving Touchdowns (Season) — 17 by **Bill Groman**, 1961
- Receiving Touchdowns (Career) — 51 by **Charlie Hennigan**, 1960-66

PUNTING

- Punts (Game) — 11 (twice by **Rich Camarillo**, last at Pit., 12/3/95)
- Punts (Season) — 96 by **Rich Camarillo**, 1994
- Punts (Career) — 923 by **Brett Kern**, 2009-21

PUNT RETURNS

- Punt Return Yards (Game) — 160 by **Darius Reynaud** vs. Jax., 12/30/12
- Punt Return Average (Season) — 15.4 by **Billy Johnson**, 1977
- Punt Return Average (Career) — 13.2 by **Billy Johnson**, 1974-80

KICKOFF RETURNS

- Kickoff Return Yards (Game) — 240 by **Bobby Jancik** at Oak., 12/22/63
- Kickoff Return Average (Season) — 31.7 by **Darius Jennings**, 2018
- Kickoff Return Average (Career) — 26.5 by **Bobby Jancik**, 1962-67

INTERCEPTIONS

- Interceptions (Game) — 3 (nine times, last by **Kevin Byard** at Cle., 10/22/17)
- Interceptions (Season) — 12 by **Freddy Glick**, 1963; by **Mike Reinfeldt**, 1979
- Interceptions (Career) — 45 by **Jim Norton**, 1960-68

SACKS

- Sacks (Game) — 4 (five times, last by **William Fuller** vs. Pit., 11/28/93)
- Sacks (Season) — 17 by **Elvin Bethea**, 1973
- Sacks (Career) — 105 by **Elvin Bethea**, 1968-83

TENNESSEE TITANS 2022 PARTICIPATION CHART

Player	9/11	9/19	9/25	10/2	10/9	10/23	10/30	11/6	11/13	11/17	11/27	12/4	12/11	12/18	12/24	12/29	1/7	Season Totals			
	NYG	@Buf	LV	@Ind	@Was	Ind	@Hou	@KC	Den	@GB	Cin	@Phi	Jax	@LAC	Hou	Dal	@Jax	GP	GS	DNP	IA
Adams, Andrew	X	X	IA	DB	P	DB	P	S	S	S	S	S	S	S	S	S	IR	13	11	0	1
Adeniyi, Ola	OLB	P	IA	IA	IA	IR	IR	IR	IR	IR	IR	P	IA	X	X	X	X	3	1	0	4
Amadi, Ugo	P	P	IA	IA	IA	IA	IA	X	X	X	X	X	X	X	X	X	X	2	0	0	5
Anenih, David	PS	X	X	X	X	X	X	X	X	X	X	X	X	X	X	X	X	0	0	0	0
Auclair, Anthony	X	X	X	X	X	X	X	PS	PS	PS	X	X	X	X	X	X	X	0	0	0	0
Autry, Denico	P	P	P	OLB	OLB	OLB	P	OLB	OLB	OLB	IA	IA	IA	IA	OLB	IA	OLB	12	8	0	5
Avery, Tre	P	CB	P	P	DNP	P	P	P	P	P	P	P	IA	IA	CB	CB	P	14	3	1	2
Basham, Tarell	X	X	X	X	X	X	X	X	X	X	X	X	P	P	P	P	P	5	0	0	0
Board, C.J.	X	X	X	X	X	PS	PS	PS	P	P	P	P	IA	IR	IR	IR	IR	4	0	0	1
Brewer, Aaron	LG	LG	LG	LG	LG	LG	LG	LG	LG	C	C	LG	LG	LG	LG	LG	LG	17	17	0	0
Brooks, Curtis	X	X	X	X	X	X	X	X	X	X	X	X	X	X	X	X	PS	0	0	0	0
Brooks, Nate	X	PS	PS	PS	PS	X	X	X	X	X	X	X	X	X	X	X	X	0	0	0	0
Brown, Kyron	X	X	X	X	X	PS	PS	PS	PS	PS	PS	PS	PS	PS	PS	PS	PS	0	0	0	0
Brown, Mike	X	X	X	X	X	X	X	X	X	X	X	X	X	X	X	X	IA	0	0	0	1
Bullock, Randy	P	P	P	P	P	P	P	P	P	IA	IA	P	P	P	P	P	P	15	0	0	2
Burks, Treyton	P	WR	P	WR	IR	IR	IR	IR	P	WR	P	WR	IA	IA	P	WR	WR	11	6	0	2
Byard, Kevin	S	S	S	S	S	S	S	S	S	S	S	S	S	S	S	S	S	17	17	0	0
Campbell, Chance	IR	IR	IR	IR	IR	IR	IR	IR	IR	IR	IR	IR	IR	IR	IR	IR	IR	0	0	0	0
Cannon, Trenton	P	P	IR	IR	IR	IR	IR	IR	IR	IR	IR	IR	IR	IR	IR	IR	IR	2	0	0	0
Carter, Shyheim	X	X	X	X	PS	PS	PS	PS	PS	X	X	X	X	X	X	X	PS	0	0	0	0
Carter, Tory	FB	P	FB	FB	P	IA	IA	IA	P	P	P	P	X	X	X	X	X	9	3	0	3
Chestnut, Julius	IA	IA	IA	X	PS	PS	PS	PS	PS	PS	PS	P	P	P	P	P	P	6	0	0	3
Clark, Le'Raven	X	X	XP	IA	P	P	P	P	P	P	P	P	TE	P	P	RT	P	13	2	0	1
Cole, Dylan	P	P	P	LB	LB	LB	LB	P	P	P	LB	LB	LB	LB	IA	IA	P	15	8	0	2
Conley, Chris	X	X	X	X	X	X	P	P	IA	X	PS	PS	P	P	WR	P	P	7	1	0	1
Cox, Morgan	P	P	P	P	P	P	P	P	P	P	P	P	P	P	P	P	P	17	0	0	0
Cunningham, Zach	ILB	ILB	ILB	IA	IA	IA	ILB	ILB	IR	IR	IR	IR	IR	IR	ILB	IR	IR	6	6	0	3
Daley, Dennis	P	P	LT	LT	LT	LT	LT	LT	LT	LT	LT	LT	LT	LT	LT	LT	LT	17	15	0	0
Davis, Nate	RG	RG	RG	RG	IA	IA	RG	RG	RG	RG	RG	RG	RG	RG	IR	IR	IR	12	12	0	2
DiLauro, Christian	X	X	PS	PS	X	X	X	X	X	X	X	X	X	X	X	X	X	0	0	0	0
Dobbs, Joshua	X	X	X	X	X	X	X	X	X	X	X	X	X	X	DNP	QB	QB	2	2	1	0
Dupree, Bud	OLB	OLB	IA	OLB	IA	OLB	OLB	OLB	IA	IA	OLB	OLB	OLB	OLB	OLB	IR	IR	11	11	0	4
Edwards Jr., Mario	X	X	X	P	P	P	P	P	DE	P	DE	DE	DE	DE	IA	DE	DE	13	7	0	1
Farley, Caleb	P	CB	P	P	P	P	P	P	P	IR	IR	IR	IR	IR	IR	IR	IR	9	1	0	0
Fitzpatrick, Dez	PS	PS	PS	PS	P	PS	PS	PS	PS	PS	PS	PS	PS	PS	PS	PS	PS	1	0	0	0
Fulton, Kristian	CB	IA	CB	CB	CB	CB	CB	CB	IA	CB	CB	CB	IA	IA	IA	IA	CB	11	11	0	6
Gibbins, Jack	X	PS	PS	PS	PS	PS	PS	PS	PS	PS	PS	PS	P	P	P	LB	LB	5	2	0	0
Gordon, Josh	PS	P	P	PS	PS	X	X	X	X	X	X	X	X	X	X	X	X	2	0	0	0
Green, Gerri	X	PS	PS	PS	PS	PS	X	X	X	X	X	X	X	X	X	X	X	0	0	0	0
Hand, Da'Shawn	P	IR	IR	IR	IR	IR	IR	IR	IR	IR	IR	IR	IR	IR	IR	IR	IR	1	0	0	0
Harris, Davontae	X	X	X	X	X	X	X	X	X	P	PS	P	P	P	P	P	IA	6	0	0	1
Haskins, Hassan	P	P	P	P	P	P	P	P	P	P	P	IA	IA	P	P	RB	P	15	1	0	2
Henry, Derrick	RB	RB	RB	RB	RB	RB	RB	RB	RB	RB	RB	RB	RB	RB	RB	IA	RB	16	16	0	1
Hilliard, Dontrell	P	IA	P	P	P	RB	P	P	P	P	P	P	P	IR	IR	IR	IR	12	1	0	1
Hogan, Kevin	X	X	X	X	X	X	X	X	X	X	X	X	X	PS	PS	PS	PS	0	0	0	0
Hollister, Cody	P	P	P	P	WR	P	WR	WR	P	P	P	IA	IR	IR	IR	IR	IR	11	3	0	1
Hooker, Amani	S	S	S	IA	IA	S	S	IA	IA	IA	S	S	DB	IA	IA	IA	DB	9	9	0	8
Hooper, Austin	P	P	P	P	P	P	P	TE	P	P	P	TE	P	P	P	P	P	17	2	0	0
Hudson, Tommy	IR	IR	IR	IR	X	X	X	X	X	X	X	X	X	X	X	X	X	0	0	0	0
Isidora, Danny	X	X	X	X	X	X	X	X	X	X	X	X	X	X	X	PS	PS	0	0	0	0
Jackson, Chris	PS	P	IR	IR	IR	IR	IR	IR	IR	IR	IR	IR	IR	IR	IR	IR	IR	1	0	0	0
Jackson, Theo	PS	PS	PS	IA	X	X	X	X	X	X	X	X	X	X	X	X	X	0	0	0	1
Johnson Jr., Lonnie	IA	P	P	P	P	P	P	P	P	IR	IR	IR	IR	P	P	P	P	12	0	0	1
Johnson, Zack	X	X	X	X	X	X	X	X	X	X	X	X	X	X	PS	P	PS	1	0	0	0
Jones, Ben	C	C	C	C	C	C	C	C	C	IA	IA	C	C	C	IR	IR	IR	12	12	0	2
Jones, Jamarco	IA	IA	IR	IR	IR	IR	IR	IR	IR	IR	IR	IR	IR	IR	IR	IR	IR	0	0	0	2
Jones, Joe	P	P	P	P	IA	IA	P	P	P	P	P	P	P	P	P	P	P	15	0	0	2
Jones, Naquan	IA	P	P	P	P	P	IA	P	P	IA	IA	IA	P	NT	P	P	IA	11	1	0	6
Kalu, Joshua	P	P	P	P	S	P	IA	DB	P	P	P	P	P	P	DB	DB	DB	16	5	0	1
Kinsey, Mason	PS	PS	PS	PS	PS	P	PS	PS	PS	PS	PS	PS	PS	P	PS	PS	PS	2	0	0	0

2022 RECAP

DRAFT

TEAM NOTES

PLAYER NOTES

STATISTICS

ROSTERS

TENNESSEE TITANS 2022 PARTICIPATION CHART

Player	9/11	9/19	9/25	10/2	10/9	10/23	10/30	11/6	11/13	11/17	11/27	12/4	12/11	12/18	12/24	12/29	1/7	Season Totals			
	NYG	@Buf	LV	@Ind	@Was	Ind	@Hou	@KC	Den	@GB	Cin	@Phi	Jax	@LAC	Hou	Dal	@Jax	GP	GS	DNP	IA
Lambo, Josh	X	X	X	X	X	X	X	X	X	P	X	X	X	X	X	X	X	1	0	0	0
Landry III, Harold	IR	IR	IR	IR	IR	IR	IR	IR	IR	IR	IR	IR	IR	IR	IR	IR	IR	0	0	0	0
Levin, Corey	P	P	P	P	P	P	P	P	P	P	P	P	P	P	C	C	C	17	3	0	0
Lewan, Taylor	LT	LT	IR	IR	IR	IR	IR	IR	IR	IR	IR	IR	IR	IR	IR	IR	IR	2	2	0	0
Long Jr., David	ILB	ILB	ILB	ILB	ILB	ILB	ILB	ILB	ILB	ILB	ILB	ILB	IR	IR	IR	IR	IR	12	12	0	0
Mabin, Greg	X	X	X	X	X	X	X	X	X	P	P	PS	P	P	P	P	DNP	6	0	1	0
McCloud, Zach	X	X	X	X	X	X	X	X	X	X	X	X	X	PS	PS	PS	PS	0	0	0	0
McCreary, Roger	CB	CB	CB	CB	CB	CB	CB	CB	CB	CB	CB	CB	CB	CB	CB	CB	CB	17	17	0	0
McKinley, Takk	X	PS	X	X	X	X	X	X	X	X	X	X	X	X	X	X	X	0	0	0	0
McMath, Racey	IR	IR	IR	IR	IR	IR	IR	IR	IR	IR	IR	IR	P	P	P	P	P	5	0	0	0
Meadors, Nate	X	X	X	X	X	X	X	X	X	X	X	X	X	X	X	X	PS	0	0	0	0
Mitchell, Terrance	X	X	P	CB	CB	P	P	P	CB	P	IA	P	CB	CB	IR	IR	IR	11	5	0	1
Molden, Elijah	IR	IR	IR	IR	IR	IR	IR	IR	CB	IA	P	IA	IR	IR	IR	IR	IR	2	1	0	2
Moore Jr., A.J.	P	IR	IR	IR	IR	IR	IR	IR	IR	IR	IR	IR	IR	IR	IR	IR	IR	1	0	0	0
Munyer, Daniel	X	X	X	X	X	X	X	X	X	X	X	X	X	X	P	DNP	P	2	0	1	0
Murchison, Larrell	PS	PS	PS	PS	PS	PS	P	P	P	P	IA	P	X	X	X	X	X	5	0	0	1
Newman, Xavier	PS	PS	PS	PS	PS	PS	PS	PS	PS	PS	PS	PS	PS	PS	DNP	P	DNP	1	0	2	0
Odukoya, Thomas	PS	PS	PS	PS	PS	PS	PS	PS	PS	PS	PS	PS	PS	PS	PS	PS	PS	0	0	0	0
Okonkwo, Chig	P	P	P	TE	P	TE	P	TE	TE	TE	P	P	P	TE	P	TE	TE	17	8	0	0
Okuayinonu, Sam	PS	PS	PS	PS	P	IA	P	IA	P	P	P	IA	PS	PS	PS	P	PS	6	0	0	3
Parker, Steven	X	X	X	X	X	PS	PS	X	X	X	X	X	X	X	X	X	X	0	0	0	0
Peevy, Jayden	PS	PS	PS	PS	PS	PS	PS	PS	PS	PS	PS	PS	PS	PS	PS	P	PS	1	0	0	0
Petit-Frere, Nicholas	RT	RT	RT	RT	RT	RT	RT	RT	RT	RT	RT	RT	RT	RT	RT	IA	RT	16	16	0	1
Philips, Kyle	P	P	IA	P	P	IA	IR	IR	IR	IA	IR	IR	IR	IR	IR	IR	IR	4	0	0	2
Rader, Kevin	PS	PS	P	P	P	P	P	P	P	IA	TE	P	TE	P	P	P	P	14	2	0	1
Radunz, Dillon	P	P	DNP	P	RG	RG	P	P	DNP	LG	LG	P	DNP	P	IR	IR	IR	11	4	3	0
Ray, Wyatt	X	X	P	IA	PS	PS	PS	PS	PS	PS	PS	PS	X	X	X	X	X	1	0	0	1
Reid, John	X	X	X	X	X	X	X	X	X	X	X	X	P	DB	IA	P	X	3	1	0	1
Rice, Monty	PUP	PUP	PUP	PUP	P	P	P	P	ILB	ILB	P	P	ILB	ILB	ILB	LB	P	13	6	0	0
Roberson Jr., Reggie	X	X	X	X	X	X	X	X	X	X	X	PS	PS	PS	PS	PS	PS	0	0	0	0
Roos, Jordan	PS	PS	P	P	P	P	IA	IA	IA	DNP	DNP	IA	X	IA	RG	RG	RG	7	3	2	5
Rupcich, Andrew	PS	PS	PS	PS	PS	PS	PS	PS	PS	PS	PS	PS	PS	PS	PS	PS	PS	0	0	0	0
Schobert, Joe	X	X	X	P	P	P	PS	PS	PS	OLB	IA	P	P	X	X	X	X	6	1	0	1
Shudak, Caleb	PUP	PUP	PUP	PUP	PUP	PUP	PUP	PUP	PUP	PUP	P	X	PS	PS	PS	PS	PS	1	0	0	0
Simmons, Jeffery	DT	DT	DT	DT	DT	DT	DT	DT	IA	DT	DT	DT	DT	DT	DT	IA	DT	15	15	0	2
Smith, Andre	X	X	X	X	X	X	X	X	X	PS	P	PS	PS	P	P	P	P	5	0	0	0
Smith, Eric	X	X	X	X	X	X	PS	PS	PS	X	PS	PS	X	X	X	X	X	0	0	0	0
Stonehouse, Ryan	P	P	P	P	P	P	P	P	P	P	P	P	P	P	P	P	P	17	0	0	0
Strong, Kevin	P	P	P	P	P	P	P	IA	DE	P	P	P	P	P	P	P	P	16	1	0	1
Swaim, Geoff	TE	TE	TE	TE	TE	P	TE	TE	TE	P	TE	TE	P	TE	TE	P	TE	17	13	0	0
Tannehill, Ryan	QB	QB	QB	QB	QB	QB	IA	IA	QB	QB	QB	QB	QB	QB	IA	IR	IR	12	12	0	3
Tart, Teair	NT	NT	NT	NT	NT	NT	NT	NT	NT	NT	NT	NT	NT	IA	NT	NT	NT	16	16	0	1
Thompson, Josh	X	X	X	X	X	P	P	P	IR	IR	IR	IR	P	P	IA	IA	P	6	0	0	2
Tuszka, Derrek	IA	IA	OLB	X	X	X	X	X	X	X	X	X	X	X	X	X	X	1	1	0	2
Walker, DeMarcus	DE	DE	DE	P	P	P	DE	P	P	DE	P	P	P	P	P	DT	P	17	6	0	0
Ward, Jonathan	X	X	X	X	X	X	X	X	X	X	X	X	X	PS	P	P	P	3	0	0	0
Weaver, Rashad	P	P	OLB	P	OLB	P	IA	P	P	P	P	P	P	P	P	OLB	OLB	16	4	0	1
Westbrook-Ikhine, Nick	WR	WR	WR	P	WR	WR	WR	P	WR	WR	WR	P	WR	WR	WR	WR	P	17	13	0	0
Willis, Malik	DNP	P	DNP	DNP	DNP	P	QB	QB	P	DNP	DNP	P	DNP	P	QB	DNP	DNP	8	3	9	0
Woods, Robert	WR	WR	WR	P	WR	WR	WR	P	WR	WR	WR	WR	WR	WR	WR	WR	WR	17	15	0	0
Woodside, Logan	PS	PS	PS	PS	PS	PS	DNP	DNP	PS	PS	PS	PS	X	X	X	X	X	0	0	2	0

Starters indicated by position (QB, RB, ILB, etc.); P = played but did not start; DNP = active but did not play; IA = inactive for game; PS = practice squad; PS-I = practice squad injured; P/SUS = practice squad/suspended; X = not on roster; IR = injured reserve; SUS = reserve/suspended; NFI = non-football illness; PUP = physically unable to perform

2022 RECAP

DRAFT

TEAM NOTES

PLAYER NOTES

STATISTICS

ROSTERS

2022 TENNESSEE TITANS GAME-BY-GAME STARTERS

OFFENSE

Date	Opp	WR/TE	LT	LG	C	RG	RT	TE	FB/WR/RB/TE	QB	WR	RB
Sept 11	NYG	N.Westbrook-Ikhine	T.Lewan	A.Brewer	B.Jones	N.Davis	N.Petit-Frere	G.Swaim	T.Carter	R.Tannehill	R.Woods	D.Henry
Sept 19	@ Buf	N.Westbrook-Ikhine	T.Lewan	A.Brewer	B.Jones	N.Davis	N.Petit-Frere	G.Swaim	T.Burks (WR)	R.Tannehill	R.Woods	D.Henry
Sept 25	LV	N.Westbrook-Ikhine	D.Daley	A.Brewer	B.Jones	N.Davis	N.Petit-Frere	G.Swaim	T.Carter	R.Tannehill	R.Woods	D.Henry
Oct 2	@ Ind	C. Okonkwo (TE)	D.Daley	A.Brewer	B.Jones	N.Davis	N.Petit-Frere	G.Swaim	T.Carter	R.Tannehill	T.Burks	D.Henry
Oct 9	@ Was	N.Westbrook-Ikhine	D.Daley	A.Brewer	B.Jones	D.Radunz	N.Petit-Frere	G.Swaim	C.Hollister (WR)	R.Tannehill	R.Woods	D.Henry
Oct 23	Ind	N.Westbrook-Ikhine	D.Daley	A.Brewer	B.Jones	D.Radunz	N.Petit-Frere	C. Okonkwo	D.Hilliard (RB)	R.Tannehill	R.Woods	D.Henry
Oct 30	@ Hou	N.Westbrook-Ikhine	D.Daley	A.Brewer	B.Jones	N.Davis	N.Petit-Frere	G.Swaim	C.Hollister (WR)	M.Willis	R.Woods	D.Henry
Nov 6	@ KC	A. Hooper (TE)	D.Daley	A.Brewer	B.Jones	N.Davis	N.Petit-Frere	G.Swaim	C. Okonkwo (TE)	M.Willis	C.Hollister	D.Henry
Nov 13	Den	N.Westbrook-Ikhine	D.Daley	A.Brewer	B.Jones	N.Davis	N.Petit-Frere	G.Swaim	C. Okonkwo (TE)	R.Tannehill	R.Woods	D.Henry
Nov 17	@ GB	N.Westbrook-Ikhine	D.Daley	D.Radunz	A.Brewer	N.Davis	N.Petit-Frere	C. Okonkwo	T.Burks (WR)	R.Tannehill	R.Woods	D.Henry
Nov 27	Cin	N.Westbrook-Ikhine	D.Daley	D.Radunz	A.Brewer	N.Davis	N.Petit-Frere	G.Swaim	K.Rader (TE)	R.Tannehill	R.Woods	D.Henry
Dec 4	@ Phi	A. Hooper (TE)	D.Daley	A.Brewer	B.Jones	N.Davis	N.Petit-Frere	G.Swaim	T.Burks (WR)	R.Tannehill	R.Woods	D.Henry
Dec 11	Jax	N.Westbrook-Ikhine	D.Daley	A.Brewer	B.Jones	N.Davis	N.Petit-Frere	L.Clark	K.Rader (TE)	R.Tannehill	R.Woods	D.Henry
Dec 18	@ LAC	N.Westbrook-Ikhine	D.Daley	A.Brewer	B.Jones	N.Davis	N.Petit-Frere	G.Swaim	C. Okonkwo (TE)	R.Tannehill	R.Woods	D.Henry
Dec 24	Hou	N.Westbrook-Ikhine	D.Daley	A.Brewer	C.Levin	J.Roos	N.Petit-Frere	G.Swaim	C.Conley (WR)	M.Willis	R.Woods	D.Henry
Dec 29	Dal	N.Westbrook-Ikhine	D.Daley	A.Brewer	C.Levin	J.Roos	L.Clark	C. Okonkwo	T.Burks (WR)	J.Dobbs	R.Woods	H.Haskins
Jan 7	@ Jax	C. Okonkwo (TE)	D.Daley	A.Brewer	C.Levin	J.Roos	N.Petit-Frere	G.Swaim	T.Burks (WR)	J.Dobbs	R.Woods	D.Henry

DEFENSE

Date	Opp	DE/OLB	NT	DT	OLB	ILB	ILB	DB/LB	CB	CB	S	S
Sept 11	NYG	D.Walker	T.Tart	J.Simmons	B.Dupree	Z.Cunningham	D.Long	O.Adeniyi (OLB)	R.McCreary	K.Fulton	A.Hooker	K.Byard
Sept 19	@ Buf	D.Walker	T.Tart	J.Simmons	B.Dupree	Z.Cunningham	D.Long	C.Farley (DB)	R.McCreary	T.Avery	A.Hooker	K.Byard
Sept 25	LV	D.Walker	T.Tart	J.Simmons	R.Weaver	Z.Cunningham	D.Long	D. Tuszka (OLB)	R.McCreary	K.Fulton	A.Hooker	K.Byard
Oct 2	@ Ind	D.Autry (OLB)	T.Tart	J.Simmons	B.Dupree	D.Cole	D.Long	T.Mitchell (DB)	R.McCreary	K.Fulton	A.Adams	K.Byard
Oct 9	@ Was	D.Autry (OLB)	T.Tart	J.Simmons	R.Weaver	D.Cole	D.Long	T.Mitchell (DB)	R.McCreary	K.Fulton	J.Kalu	K.Byard
Oct 23	Ind	D.Autry (OLB)	T.Tart	J.Simmons	B.Dupree	D.Cole	D.Long	A.Hooker (DB)	R.McCreary	K.Fulton	A.Adams	K.Byard
Oct 30	@ Hou	D.Walker	T.Tart	J.Simmons	B.Dupree	D.Cole	D.Long	Z.Cunningham (LB)	R.McCreary	K.Fulton	A.Hooker	K.Byard
Nov 6	@ KC	D.Autry (OLB)	T.Tart	J.Simmons	B.Dupree	Z.Cunningham	D.Long	J.Kalu (DB)	R.McCreary	K.Fulton	A.Adams	K.Byard
Nov 13	Den	M.Edwards	T.Tart	K.Strong	D.Autry	M.Rice	D.Long	E.Molden (DB)	R.McCreary	T.Mitchell	A.Adams	K.Byard
Nov 17	@ GB	D.Walker	T.Tart	J.Simmons	J.Schobert	M.Rice	D.Long	D. Autry (OLB)	R.McCreary	K.Fulton	A.Adams	K.Byard
Nov 27	Cin	M.Edwards	T.Tart	J.Simmons	B.Dupree	D.Cole	D.Long	A.Hooker (DB)	R.McCreary	K.Fulton	A.Adams	K.Byard
Dec 4	@ Phi	M.Edwards	T.Tart	J.Simmons	B.Dupree	D.Cole	D.Long	A.Hooker (DB)	R.McCreary	K.Fulton	A.Adams	K.Byard
Dec 11	Jax	M.Edwards	T.Tart	J.Simmons	B.Dupree	D.Cole	M.Rice	A.Hooker (DB)	R.McCreary	T.Mitchell	A.Adams	K.Byard
Dec 18	@ LAC	M.Edwards	N.Jones	J.Simmons	B.Dupree	D.Cole	M.Rice	J.Reid (DB)	R.McCreary	T.Mitchell	A.Adams	K.Byard
Dec 24	Hou	D.Autry (OLB)	T.Tart	J.Simmons	B.Dupree	Z.Cunningham	M.Rice	J.Kalu (DB)	R.McCreary	T.Avery	A.Adams	K.Byard
Dec 29	Dal	M.Edwards	T.Tart	D.Walker	R.Weaver	J.Gibbens	M.Rice	J.Kalu (DB)	R.McCreary	T.Avery	A.Adams	K.Byard
Jan 7	@ Jax	M.Edwards	T.Tart	J.Simmons	R.Weaver	J.Gibbens	D.Autry (OLB)	J.Kalu (DB)	R.McCreary	K.Fulton	A.Hooker	K.Byard

Bold denotes rookie

2022 RECAP

DRAFT

TEAM NOTES

PLAYER NOTES

STATISTICS

ROSTERS

2022-2023 TENNESSEE TITANS TRANSACTIONS

2022

January 1

Activated from Reserve/COVID-19 - **DE DENICO AUTRY, OLB BUD DUPREE, CB BUSTER SKRINE**

Activated from practice squad reserve/COVID-19 - **WR CODY HOLLISTER**
Released from the practice squad - **WR CALEB SCOTT**

January 3

Activated from reserve/COVID-19 - **LB JAYON BROWN, WR JULIO JONES, T KENDALL LAMM**

Activated from practice squad reserve/COVID-19 - **CB BRIEAN BODDY-CALHOUN**

Placed on injured reserve - **TE MYCOLE PRUITT**

Placed on practice squad reserve/COVID-19 - **T PAUL ADAMS**

January 4

Waived - **CB CHRIS JONES, LB JOE JONES**

Released from the practice squad - **DB SHYHEIM CARTER, DB RODNEY CLEMONS, WR GOLDEN TATE**

Placed on reserve/COVID-19 - **LB MONTY RICE**

January 5

Signed from the Seattle Seahawks practice squad - **TE RYAN IZZO**

Designated to return to practice - **RB DERRICK HENRY**

Signed to the practice squad - **DE Da'SHAWN HAND**

January 6

Signed to the practice squad - **CB CHRIS JONES, LB JOE JONES**

January 8

Waived - **RB JEREMY McNICHOLS**

Signed to the active roster from the practice squad - **DE KEVIN STRONG**

Activated from the practice squad to the active roster standard elevation - **DE Da'SHAWN HAND, RB JORDAN WILKINS**

January 10

Activated from reserve/COVID-19 - **LB MONTY RICE**

Activated from practice squad reserve/COVID-19 - **T PAUL ADAMS**

Released from the practice squad - **T PAUL ADAMS**

January 11

Signed to the practice squad - **RB JEREMY McNICHOLS**

Placed on practice squad reserve/COVID-19 - **RB JORDAN WILKINS**

Signed to future contracts - **LB KOBE JONES, DB CHRIS WILLIAMSON**

January 17

Designated to return to practice - **FB TORY CARTER**

Activated from practice squad reserve/COVID-19 - **RB JORDAN WILKINS**

January 19

Placed on reserve/COVID-19 - **CB GREG MABIN**

January 21

Activated from reserve/injured, designated for return - **RB DERRICK HENRY**

Activated from the practice squad to the active roster standard elevation - **CB CHRIS JONES**

January 24

Signed to future contracts - **S JAMAL CARTER, T CHRISTIAN DiLAURO, TE AUSTIN FORT, OL DERWIN GRAY, QB KEVIN HOGAN, WR CODY HOLLISTER, LB JOE JONES, WR MASON KINSEY, C DANIEL MUNYER, G JORDAN ROOS, OLB TUZAR SKIPPER**

Activated from reserve/COVID-19 - **CB GREG MABIN**

January 25

Signed to future contracts - **DB SHYHEIM CARTER, S RODNEY CLEMONS, LB NATE HALL**

February 8

Hired as passing game coordinator - **TIM KELLY**

Hired as inside linebackers coach - **BOBBY KING**

February 14

Signed as free agent - **DE Da'SHAWN HAND**

February 22

Signed as free agent - **WR JOSH MALONE**

February 23

Signed as free agent - **OLB JUSTIN LAWLER**

March 10

Terminated vested veterans - **T KENDALL LAMM, RODGER SAFFOLD III**

Waived - **RB DARRYNTON EVANS**

March 15

Terminated vested veteran - **CB JACKRABBIT JENKINS**

March 16

Terminated vested veteran with Post-June 1 designation - **WR JULIO JONES**

March 17

Signed as unrestricted free agent - **OL JAMARCO JONES**

March 18

Signed as unrestricted free agents - **RB TRENTON CANNON, C BEN JONES, TE GEOFF SWAIM, RB JORDAN WILKINS**

March 21

Signed as free agent - **TE AUSTIN HOOPER**

Signed as unrestricted free agent - **S A.J. MOORE JR.**

Terminated vested veteran - **C COREY LEVIN**

March 22

Signed as unrestricted free agent - **CB BUSTER SKRINE**

Signed as free agent - **C COREY LEVIN**

March 23

Traded - a sixth-round pick in the 2023 NFL Draft to the Los Angeles Rams for **WR ROBERT WOODS**

Signed as unrestricted free agent - **LB DYLAN COLE**

March 25

Signed as unrestricted free agent - **RB DONTRELL HILLIARD**

Hired as assistant special teams coach - **CHASE BLACKBURN**

Elevated to offensive assistant - **KYLAN BUTLER**

Elevated to defensive line assistant - **CLINTON McMILLAN**

March 30

Signed as unrestricted free agent - **K RANDY BULLOCK**

April 4

Signed as unrestricted free agent - **OLB OLA ADENIYI**

April 7

Waived - **T BRANDON KEMP**

April 27

Exercised the fifth-year option - **DT JEFFERY SIMMONS**

April 28

Traded - **WR A.J. BROWN** to the Philadelphia Eagles for their 2022 first-round pick (18th overall) and their 2022 third-round pick (101st overall)

Drafted - **WR TREYLON BURKS** (first round, 18th overall)

Traded - a 2022 first-round pick (26th overall) and a 2022 third-round pick (101st overall) to the N.Y. Jets for their 2022 second-round pick (35th overall), their 2022 third-round pick (69th overall) and their fifth-round pick (163rd overall)

April 29

Drafted - **CB ROGER McCREARY** (second round, 35th overall), **OL NICHOLAS PETIT-FRERE** (third round, 69th overall)

Traded - a 2022 third-round pick (90th overall) and a 2022 fifth-round pick (169th overall) to the Las Vegas Raiders for their 2022 third-round pick (86th overall)

Drafted - **QB MALIK WILLIS** (third round, 86th overall)

April 30

Drafted - **RB HASSAN HASKINS** (fourth round, 131st overall), **TE CHIG OKONKWO** (fourth round, 143rd overall), **WR KYLE PHILIPS** (fifth round, 163rd overall), **S THEO JACKSON** (sixth round, 204th overall), **LB CHANCE CAMPBELL** (sixth round, 219th overall)

Terminated vested veteran - **QB KEVIN HOGAN**

May 2

Waived - **TE AUSTIN FORT, LB NATE HALL, LB KOBE JONES, OLB TUZAR SKIPPER**

May 9

Signed as free agent - **CB GREG MABIN**

May 12

Signed - fourth-round choice **RB HASSAN HASKINS**, fifth-round choice **KYLE PHILIPS**, sixth-round choice **THEO JACKSON** and sixth-round choice **CHANCE CAMPBELL**

2022-2023 TENNESSEE TITANS TRANSACTIONS

May 13

Signed undrafted free agents - OLB DAVID ANENIH, CB TRE AVERY, RB JULIUS CHESTNUT, DT HASKELL GARRETT, LB JACK GIBBENS, S MICHAEL GRIFFIN II, G HAYDEN HOWERTON, WR BRANDON LEWIS, T JALEN MCKENZIE, C/G XAVIER NEWMAN, TE THOMAS ODUKOYA, DE SAM OKUAYINONU, DE JAYDEN PEEVY, WR REGGIE ROBERSON JR., T ANDREW RUPCICH, K CALEB SHUDAK, P RYAN STONEHOUSE, CB TRE SWILLING

May 16

Placed on injured reserve - S JAMAL CARTER

Signed as free agents - CB KENNETH GEORGE JR., DL DeMARCUS WALKER

May 18

Signed - first-round choice WR TREYLON BURKS

May 20

Signed - third-round choice OL NICHOLAS PETIT-FRERE

May 24

Signed - fourth-round choice TE CHIG OKONKWO

June 1

Terminated vested veteran - TE RYAN IZZO

Signed as free agent - WR JUWAN GREEN

June 6

Waived - OL DERWIN GRAY

Claimed - OL CARSON GREEN off waivers from the Houston Texans

June 13

Terminated vested veteran from injured reserve - S JAMAL CARTER

July 22

Signed - second-round choice CB ROGER McCREARY

July 23

Waived - DB RODNEY CLEMONS

Signed as a free agent - DB JOSHUA KALU

Signed - third-round choice QB MALIK WILLIS

Declared physically unable to perform - TE TOMMY HUDSON, LB MONTY RICE, K CALEB SHUDAK

July 27

Placed on reserve/retired - CB BUSTER SKRINE

July 28

Waived - WR JUWAN GREEN

Signed as a free agent - WR TERRY GODWIN

July 29

Signed as a free agent - CB SHAKUR BROWN

August 1

Moved from physically unable to perform to the active roster - TE TOMMY HUDSON

August 3

Placed on injured reserve - C DANIEL MUNYER

Waived injured - DB CHRIS WILLIAMSON

Signed as free agents - CB TERRELL BONDS, C/G WILLIE WRIGHT

August 5

Waived from reserve/injured with an injury settlement - DB CHRIS WILLIAMSON

August 9

Waived - CB KENNETH GEORGE JR.

Waived injured - S MICHAEL GRIFFIN II

Signed as free agents - S ELIJAH BENTON, S ADRIAN COLBERT

August 12

Terminated vested veteran from reserve/injured with an injury settlement - C DANIEL MUNYER

August 13

Waived - CB TERRELL BONDS, WR BRANDON LEWIS

Signed as free agents - CB DEANTE BURTON, TE DAVID WELLS

August 15

Waived from reserve/injured with an injury settlement - S MICHAEL GRIFFIN II

August 16

Terminated vested veterans - CB DEANTE BURTON, WR JOSH MALONE, RB JORDAN WILKINS

Waived - S ELIJAH BENTON, DT HASKELL GARRETT, OL CARSON GREEN

Claimed - DB LONNIE JOHNSON JR. off waivers from the Kansas City Chiefs

August 17

Waived - TE BRILEY MOORE

Traded - a conditional 2024 seventh-round pick to the Las Vegas Raiders for S TYREE GILLESPIE

August 22

Waived injured - CB SHAKUR BROWN, DB SHYHEIM CARTER

Waived - WR TERRY GODWIN

Terminated vested veteran - OLB JUSTIN LAWLER

Waived from reserve/injured with an injury settlement - DB SHYHEIM CARTER

August 23

Placed on reserve/physically unable to perform - K CALEB SHUDAK

August 24

Waived from reserve/injured with an injury settlement - CB SHAKUR BROWN

Placed on reserve/physically unable to perform - LB MONTY RICE

Traded - a 2024 sixth-round pick to the Philadelphia Eagles for DB UGO AMADI and a 2024 seventh-round pick

August 30

Terminated vested veterans - RB TRENTON CANNON, S ADRIAN COLBERT, WR CODY HOLLISTER, LB JOE JONES, P BRETT KERN, CB GREG MABIN

Waived - OLB DAVID ANENIH, T CHRISTIAN DILAURO, WR DEZ FITZPATRICK, LB JACK GIBBENS, S TYREE GILLESPIE, G HAYDEN HOWERTON, CB CHRIS JACKSON, S THEO JACKSON, WR MASON KINSEY, T JALEN MCKENZIE, DT LARRELL MURCHISON, C/G XAVIER NEWMAN, TE THOMAS ODUKOYA, DE SAM OKUAYINONU, DE JAYDEN PEEVY, WR REGGIE ROBERSON JR., G JORDAN ROOS, T ANDREW RUPCICH, CB TRE SWILLING, TE DAVID WELLS, QB LOGAN WOODSIDE, C/G WILLIE WRIGHT

Waived injured - TE TOMMY HUDSON

Traded - a 2024 fifth-round pick to the Carolina Panthers for OL DENNIS DALEY and a 2024 seventh-round pick

August 31

Signed to the practice squad - OLB DAVID ANENIH, RB TRENTON CANNON, WR DEZ FITZPATRICK, CB CHRIS JACKSON, S THEO JACKSON, LB JOE JONES, WR MASON KINSEY, DT LARRELL MURCHISON, C/G XAVIER NEWMAN, TE THOMAS ODUKOYA, DE SAM OKUAYINONU, DE JAYDEN PEEVY, WR REGGIE ROBERSON JR., G JORDAN ROOS, T ANDREW RUPCICH, TE DAVID WELLS and QB LOGAN WOODSIDE

Placed on injured reserve - WR RACEY McMATH

Signed as free agent - WR CODY HOLLISTER

September 1

Released from the practice squad - WR REGGIE ROBERSON JR., TE DAVID WELLS

Signed to the practice squad - WR JOSH GORDON, TE KEVIN RADER

September 2

Placed on injured reserve - OLB HAROLD LANDRY III

Claimed - OLB DERREK TUSZKA off waivers from the Pittsburgh Steelers

September 9

Placed on injured reserve - LB CHANCE CAMPBELL, CB ELIJAH MOLDEN

September 10

Activated from the practice squad to the active roster standard elevation - RB TRENTON CANNON, LB JOE JONES

September 12

Signed to the active roster from the practice squad - RB TRENTON CANNON, LB JOE JONES

Signed to the practice squad - LB JACK GIBBENS

September 13

Placed on injured reserve - DE Da'SHAWN HAND, S A.J. MOORE JR.

2022-2023 TENNESSEE TITANS TRANSACTIONS

Signed to the practice squad – **DB NATE BROOKS**

September 15

Practice squad **OLB DAVID ANENIH** signed to the Pittsburgh Steelers active roster

Signed to the practice squad – **OLB GERRI GREEN**

September 16

Signed to the active roster from the practice squad – **CB CHRIS JACKSON**

Signed to the practice squad – **OLB TAKK MCKINLEY**

September 19

Activated from the practice squad to the active roster standard elevation – **WR JOSH GORDON**

September 21

Placed on injured reserve – **RB TRENTON CANNON, CB CHRIS JACKSON**

Signed – **DB ANDREW ADAMS** from the Pittsburgh Steelers practice squad

Signed – **CB TERRANCE MITCHELL** from the New England Patriots practice squad

Practice squad **OLB TAKK MCKINLEY** signed to the Los Angeles Rams active roster

Signed to the practice squad – **T CHRISTIAN DILAURO**

September 22

Placed on injured reserve – **OL JAMARCO JONES**

Signed to the active roster from the practice squad – **TE KEVIN RADER**

Signed to the practice squad – **OLB WYATT RAY**

September 24

Placed on injured reserve – **T TAYLOR LEWAN**

Signed to the active roster from the practice squad – **OLB WYATT RAY**

Activated from the practice squad to the active roster standard elevation – **WR JOSH GORDON, G JORDAN ROOS**

September 26

Waived – **OLB DERREK TUSZKA**

Signed – **DE MARIO EDWARDS JR.** from the Jacksonville Jaguars practice squad

September 27

Signed – **T Le'RAVEN CLARK** from the Philadelphia Eagles practice squad

Released from the practice squad – **OLB GERRI GREEN**

Signed to the practice squad – **LB JOE SCHOBERT**

September 28

Signed to the practice squad – **OLB GERRI GREEN**

October 1

Waived – **RB JULIUS CHESTNUT**

Signed to the active roster from the practice squad – **G JORDAN ROOS**

Activated from the practice squad to the active roster standard elevation – **S THEO JACKSON, LB JOE SCHOBERT**

October 3

Signed to the practice squad – **RB JULIUS CHESTNUT**

October 4

Waived – **OLB WYATT RAY**

Signed to the active roster from the practice squad – **DE SAM OKUAYINONU**

Released from the practice squad – **T CHRISTIAN DILAURO**

Signed to the practice squad – **CB SHYHEIM CARTER**

Waived from injured reserve – **TE TOMMY HUDSON**

October 5

Designated to return to practice – **LB MONTY RICE**

October 6

Signed to the practice squad – **OLB WYATT RAY**

October 8

Placed on injured reserve – **WR TREYLON BURKS**

Activated from reserve/physically unable to perform – **LB MONTY RICE**

Activated from the practice squad to the active roster standard elevation – **WR DEZ FITZPATRICK, LB JOE SCHOBERT**

October 11

Practice squad **S THEO JACKSON** signed to the Minnesota Vikings active roster

October 17

Placed on injured reserve – **OLB OLA ADENIYI**

Released from the practice squad – **WR JOSH GORDON**

Signed to the practice squad – **WR C.J. BOARD**

October 18

Signed – **DB JOSH THOMPSON** from the Jacksonville Jaguars' practice squad

Released from the practice squad – **DB NATE BROOKS**

Signed to the practice squad – **CB KYRON BROWN, S STEVEN PARKER**

October 22

Activated from the practice squad to the active roster standard elevation – **WR MASON KINSEY, LB JOE SCHOBERT**

October 24

Released from the practice squad – **OLB GERRI GREEN**

Signed to the practice squad – **T ERIC SMITH**

October 25

Placed on injured reserve – **WR KYLE PHILIPS**

Signed – **WR CHRIS CONLEY** from the Kansas City Chiefs practice squad

October 29

Activated from the practice squad to the active roster standard elevation – **DT LARRELL MURCHISON, QB LOGAN WOODSIDE**

October 31

Waived - **DB UGO AMADI**

Released from the practice squad – **S STEVEN PARKER**

Signed to the practice squad – **TE ANTONY AUCLAIR**

November 2

Designated to return to practice – **CB ELIJAH MOLDEN**

November 5

Activated from the practice squad to the active roster standard elevation – **DT LARRELL MURCHISON, QB LOGAN WOODSIDE**

November 9

Designated to return to practice – **WR TREYLON BURKS**

November 12

Placed on injured reserve – **LB ZACH CUNNINGHAM, DB JOSH THOMPSON**

Activated from injured reserve to the active roster – **WR TREYLON BURKS, CB ELIJAH MOLDEN**

Activated from the practice squad to the active roster standard elevation – **WR C.J. BOARD, DT LARRELL MURCHISON**

November 15

Placed on injured reserve – **CB CALEB FARLEY**

Signed to the active roster from the practice squad – **LB JOE SCHOBERT, DT LARRELL MURCHISON**

Released from the practice squad – **CB SHYHEIM CARTER, T ERIC SMITH**

Signed to the practice squad – **CB DAVONTAE HARRIS, K JOSH LAMBO, CB GREG MABIN, LB ANDRE SMITH**

November 16

Waived – **WR CHRIS CONLEY**

Signed to the active roster from the practice squad – **K JOSH LAMBO**

November 17

Placed on injured reserve – **DB LONNIE JOHNSON JR.**

Signed to the active roster from the practice squad – **WR C.J. BOARD**

Activated from the practice squad to the active roster standard elevation – **CB DAVONTAE HARRIS, CB GREG MABIN**

November 21

Waived – **K JOSH LAMBO**

Released from the practice squad – **TE ANTONY AUCLAIR**

Signed to the practice squad – **WR CHRIS CONLEY, T ERIC SMITH**

November 22

Designated to return to practice – **K CALEB SHUDAK**

November 26

Activated from reserve/physically unable to perform to the active roster – **K CALEB SHUDAK**

Activated from the practice squad to the active roster standard elevation – **CB GREG MABIN, LB ANDRE SMITH**

November 29

2022-2023 TENNESSEE TITANS TRANSACTIONS

Signed to the practice squad – **WR REGGIE ROBERSON JR.**

November 30

Designated to return to practice – **OLB OLA ADENIYI**

December 3

Waived – **K CALEB SHUDAK**

Activated from injured reserve to the active roster – **OLB OLA ADENIYI**

Activated from the practice squad to the active roster standard elevation – **RB JULIUS CHESTNUT, CB DAVONTAE HARRIS**

December 5

Placed on injured reserve – **WR CODY HOLLISTER**

Signed as free agent – **OLB TARELL BASHAM**

December 6

Relieved of his duties – **EXECUTIVE VICE PRESIDENT/GENERAL MANAGER JON ROBINSON**

Waived – **FB TORY CARTER, DE SAM OKUAYINONU**

Released from the practice squad – **OLB WYATT RAY, T ERIC SMITH**

Signed to the practice squad – **K CALEB SHUDAK**

December 7

Placed on injured reserve – **CB ELIJAH MOLDEN**

Signed – **CB JOHN REID** from the Atlanta Falcons practice squad

Designated to return to practice – **WR RACEY McMATH, DB JOSH THOMPSON**

December 8

Signed to the practice squad – **DE SAM OKUAYINONU**

December 10

Waived – **DT LARRELL MURCHISON, G JORDAN ROOS**

Placed on injured reserve – **LB DAVID LONG JR.**

Signed to the active roster from the practice squad – **WR CHRIS CONLEY, LB JACK GIBBENS, CB GREG MABIN**

Activated from injured reserve to the active roster – **WR RACEY McMATH, DB JOSH THOMPSON**

Activated from the practice squad to the active roster standard elevation – **RB JULIUS CHESTNUT, CB DAVONTAE HARRIS**

Practice squad **QB LOGAN WOODSIDE** signed to the Atlanta Falcons active roster

December 12

Waived – **OLB OLA ADENIYI, LB JOE SCHOBERT**

December 13

Signed to the practice squad – **QB KEVIN HOGAN, LB ZACH McCLOUD, G JORDAN ROOS**

December 14

Designated to return to practice – **LB ZACH CUNNINGHAM**

Signed to the practice squad – **RB JONATHAN WARD**

December 15

Designated to return to practice – **DB LONNIE JOHNSON JR.**

December 17

Placed on injured reserve – **WR C.J. BOARD, RB DONTRELL HILLIARD**

Signed to the active roster from the practice squad – **RB JULIUS CHESTNUT, CB DAVONTAE HARRIS, G JORDAN ROOS**

Activated from injured reserve to the active roster – **DB LONNIE JOHNSON JR.**

Activated from the practice squad to the active roster standard elevation – **WR MASON KINSEY, LB ANDRE SMITH**

December 20

Signed to the practice squad – **C BEAU BENZSCHAWEL, C DANIEL MUNYER**

December 21

Placed on injured reserve – **OL DILLON RADUNZ**

Signed – **QB JOSHUA DOBBS** from the Detroit Lions practice squad

Signed to the practice squad – **OL ZACK JOHNSON**

December 22

Placed on injured reserve – **C BEN JONES, CB TERRANCE MITCHELL**

Signed to the active roster from the practice squad – **C DANIEL MUNYER**

December 23

Placed on injured reserve – **G NATE DAVIS**

Signed to the active roster from the practice squad – **C/G XAVIER NEWMAN**

Activated from injured reserve to the active roster – **LB ZACH CUNNINGHAM**

Activated from the practice squad to the active roster standard elevation – **LB ANDRE SMITH, RB JONATHAN WARD**

December 26

Signed to the practice squad – **G DANNY ISIDORA**

December 29

Placed on injured reserve – **LB ZACH CUNNINGHAM, OLB BUD DUPREE, QB RYAN TANNEHILL**

Signed to the active roster from the practice squad – **DE SAM OKUAYINONU, LB ANDRE SMITH, RB JONATHAN WARD**

Activated from the practice squad to the active roster standard elevation – **G ZACK JOHNSON, DT JAYDEN PEEVY**

December 30

Waived – **DE SAM OKUAYINONU, CB JOHN REID**

2023

January 2

Placed on injured reserve – **DB ANDREW ADAMS**

Signed – **S MIKE BROWN** from the Cleveland Browns practice squad

Signed to the practice squad – **DB NATE MEADORS**

January 3

Signed to the practice squad – **DT CURTIS BROOKS, CB SHYHEIM CARTER, OLB SAM OKUAYINONU**

January 9

Relieved of their duties – offensive line coach **KEITH CARTER**, offensive coordinator **TODD DOWNING**, offensive skills assistant **ERIK FRAZIER** and secondary coach **ANTHONY MIDGET**

January 10

Signed to future contracts – **DT CURTIS BROOKS, CB SHYHEIM CARTER, OL ZACK JOHNSON, WR MASON KINSEY, OLB ZACH McCLOUD, TE THOMAS ODUKOYA, OLB SAM OKUAYINONU, DT JAYDEN PEEVY, WR REGGIE ROBERSON JR., T ANDREW RUPCICH, K CALEB SHUDAK**

January 12

Signed to a future contract – **TE JUSTIN RIGG**

January 17

Signed to a future contract – **T JOHN LEGLUE**

January 18

Hired – **RAN CARTHON** as the franchise's 14th general manager

January 23

Signed to a future contract – **NT TYLER SHELVIN**

February 7

Elevated to offensive coordinator – **TIM KELLY**

Elevated to offensive line coach – **JASON HOUGHTALING**

Hired as passing game coordinator/quarterbacks coach – **CHARLES LONDON**

Hired as defensive pass game coordinator/cornerbacks coach – **CHRIS HARRIS**

Hired as defensive quality control coach – **JUSTIN HAMILTON**

Hired as defensive quality control coach – **LORI LOCUST**

Moved to tight ends coach – **TONY DEWS**

Moved to pass game analyst – **PAT O'HARA**

Moved to run game analyst – **LUKE STECKEL**

February 21

Elevated to assistant director of sports performance – **BRIAN BELL**

Elevated to assistant head coach - defense/defensive line coach – **TERRELL WILLIAMS**

Elevated to director of football administration – **JOHN STREICHER**

Hired as run game coordinator/running backs coach – **JUSTIN OUTTEN**

February 22

Terminated vested veterans – **K RANDY BULLOCK, WR ROBERT WOODS**

Terminated vested veterans failed physical – **LB ZACH CUNNINGHAM, T TAYLOR LEWAN**

TENNESSEE TITANS UNOFFICIAL DEPTH CHART

OFFENSE

WR	15	Nick Westbrook-Ikhine	<u>16</u>	<u>Treyton Burks</u>	13	Racey McMath
TE	81	Austin Hooper	<u>85</u>	<u>Chig Okonkwo</u>		
LT	71	Dennis Daley	61	Le'Raven Clark		
LG	55	Aaron Brewer	<u>67</u>	<u>Xavier Newman</u>		
C	62	Corey Levin	69	Daniel Munyer		
RG	70	Jordan Roos	<u>67</u>	<u>Xavier Newman</u>		
RT	<u>78</u>	<u>Nicholas Petit-Frere</u>	61	Le'Raven Clark		
TE	87	Geoff Swaim	86	Kevin Rader		
WR	2	Robert Woods	19	Chris Conley		
QB	11	Joshua Dobbs	<u>7</u>	<u>Malik Willis</u>		
RB	22	Derrick Henry	<u>25</u>	<u>Hassan Haskins</u>	<u>36</u>	<u>Julius Chestnut</u>
					33	Jonathan Ward

DEFENSE

DE	95	DeMarcus Walker	97	Kevin Strong		
NT	93	Teair Tart	90	Naquan Jones		
DT	98	Jeffery Simmons				
OLB	94	Mario Edwards Jr.	99	Rashad Weaver		
ILB	56	Monty Rice	42	Joe Jones	54	Andre Smith
ILB	53	Dylan Cole	<u>50</u>	<u>Jack Gibbens</u>		
OLB	96	Denico Autry	57	Tarell Basham		
CB	<u>21</u>	<u>Roger McCreary</u>	<u>30</u>	<u>Tre Avery</u>		
S	31	Kevin Byard	28	Joshua Kalu	<u>44</u>	<u>Mike Brown</u>
S	37	Amani Hooker	20	Lonnie Johnson Jr.	<u>29</u>	<u>Josh Thompson</u>
CB	26	Kristian Fulton	32	Greg Mabin	38	Davontae Harris

SPECIAL TEAMS

K	14	Randy Bullock	<u>4</u>	<u>Ryan Stonehouse</u>
KO	14	Randy Bullock	<u>4</u>	<u>Ryan Stonehouse</u>
P	<u>4</u>	<u>Ryan Stonehouse</u>	14	Randy Bullock
H	<u>4</u>	<u>Ryan Stonehouse</u>		
PR	2	Robert Woods	37	Amani Hooker
KOR	<u>36</u>	<u>Julius Chestnut</u>	<u>25</u>	<u>Hassan Haskins</u>
LS	46	Morgan Cox		

Rookies are underlined

Injured Reserve (starters when injured in italics): *DB Andrew Adams*, WR C.J. Board, LB Chance Campbell, RB Trenton Cannon, *LB Zach Cunningham*, *G Nate Davis*, *OLB Bud Dupree*, CB Caleb Farley, DE Da'Shawn Hand, RB Dontrell Hilliard, WR Cody Hollister, DB Chris Jackson, *C Ben Jones*, OL Jamarco Jones, *OLB Harold Landry III*, *T Taylor Lewan*, *LB David Long Jr.*, CB Terrance Mitchell, CB Elijah Molden, S A.J. Moore Jr., WR Kyle Philips, OL Dillon Radunz, *QB Ryan Tannehill*

As of Jan. 7, 2023

TITANS PRONUNCIATION GUIDE

Randy BULLOCK (BULL-luck); **TREYLON Burks** (TRAY-lin); **Kevin BYARD** (BY-urd); **HASSAN Haskins** (huh-SAAN); **Joshua KALU** (kuh-LOO); **Chig OKONKWO** (oh-KAHN-kwoh); **Nicholas PETIT-FRERE** (puh-TEET FRAIR); **Dillon RADUNZ** (RAY-dinz); **Ryan TANNEHILL** (TAN-uh-hill); **TEAIR Tart** (tee-AIR); **Nick Westbrook-IKHINE** (uh-KEEN-ay)

[CLICK HERE FOR AN AUDIO PRONUNCIATION GUIDE](#)

TENNESSEE TITANS ROSTER BY EXPERIENCE

<u>13TH YEAR</u>		<u>6TH YEAR</u>		<u>3RD YEAR</u>		<u>ROOKIE DRAFT PICKS</u>	
Morgan Cox	LS	Tarell Basham	OLB	Aaron Brewer	G/C	Treylon Burks	WR
		Dylan Cole	LB	Kristian Fulton	CB	Chance Campbell (IR)	LB
		Zach Cunningham (IR)	LB	Cody Hollister (IR)	WR	Hassan Haskins	RB
<u>11TH YEAR</u>		Joshua Dobbs	QB	Chris Jackson (IR)	CB	Roger McCreary	CB
Randy Bullock	K	Joe Jones	LB	Jordan Roos	G	Chig Okonkwo	TE
Ben Jones (IR)	C	Greg Mabin	CB	Teair Tart	DT	Nicholas Petit-Frere	OL
Ryan Tannehill (IR)	QB	DeMarcus Walker	DL	Jonathan Ward	RB	Kyle Philips (IR)	WR
				Nick Westbrook-Ikhine	WR	Malik Willis	QB
<u>10TH YEAR</u>		<u>5TH YEAR</u>		<u>2ND YEAR</u>		<u>ROOKIE FREE AGENTS</u>	
Robert Woods	WR	Trenton Cannon (IR)	RB	Caleb Farley (IR)	CB	Tre Avery	CB
		Da'Shawn Hand (IR)	DE	Naquan Jones	DT	Mike Brown	S
<u>9TH YEAR</u>		Davontae Harris	CB	Racey McMath	WR	Julius Chestnut	RB
Denico Autry	OLB	Dontrell Hilliard (IR)	RB	Elijah Molden (IR)	CB	Jack Gibbens	LB
Taylor Lewan (IR)	T	Jamarco Jones (IR)	OL	Kevin Rader	TE	Xavier Newman	C/G
Terrance Mitchell (IR)	CB	Harold Landry III (IR)	OLB	Dillon Radunz (IR)	OL	Ryan Stonehouse	P
		A.J. Moore Jr. (IR)	S	Monty Rice	LB	Josh Thompson	DB
<u>8TH YEAR</u>		Daniel Munyer	C	Rashad Weaver	OLB		
Chris Conley	WR	Andre Smith	LB				
Bud Dupree (IR)	OLB						
Mario Edwards Jr.	DL	<u>4TH YEAR</u>					
Geoff Swaim	TE	C.J. Board (IR)	WR				
		Dennis Daley	OL				
<u>7TH YEAR</u>		Nate Davis (IR)	G				
Andrew Adams (IR)	DB	Amani Hooker	S				
Kevin Byard	S	Lonnie Johnson Jr.	DB				
Le'Raven Clark	T	Joshua Kalu	DB				
Derrick Henry	RB	Corey Levin	C/G				
Austin Hooper	TE	David Long Jr. (IR)	LB				
		Jeffery Simmons	DT				
		Kevin Strong	DE				

As of Jan. 7, 2023

TENNESSEE TITANS ROSTER BY DRAFT ROUND

<u>ROUND 1</u>			<u>ROUND 4</u>			<u>UNDRAFTED</u>		
Player	Pos.	Year	Player	Pos.	Year	Player	Pos.	Year
Treylon Burks	WR	2022	Hassan Haskins	RB	2022	Tre Avery	CB	2022
Caleb Farley (IR)	CB	2021	Chig Okonkwo	TE	2022	Mike Brown	S	2022 (Min)
Jeffery Simmons	DT	2019	Rashad Weaver	OLB	2021	Julius Chestnut	RB	2022
Bud Dupree (IR)	OLB	2015 (Pit)	Amani Hooker	S	2019	Jack Gibbens	LB	2022
Taylor Lewan (IR)	T	2014	Da'Shawn Hand (IR)	DE	2018 (Det)	Xavier Newman	C/G	2022
Ryan Tannehill (IR)	QB	2012 (Mia)	Joshua Dobbs	QB	2017 (Pit)	Ryan Stonehouse	P	2022
			Ben Jones	C	2012 (Hou)	Josh Thompson	DB	2022 (Jax)
<u>ROUND 2</u>			<u>ROUND 5</u>			Naquan Jones	DT	2021
Player	Pos.	Year	Player	Pos.	Year	Aaron Brewer	G/C	2020
Roger McCreary	CB	2022	Kyle Philips (IR)	WR	2022	Teair Tart	DT	2020
Dillon Radunz	T	2021	Davontae Harris	CB	2018 (Cin)	Jonathan Ward	RB	2020 (Ari)
Kristian Fulton	CB	2020	Jamarco Jones (IR)	OL	2018 (Sea)	Nick Westbrook-Ikhine	WR	2020
Lonnie Johnson Jr.	DB	2019 (Hou)	Randy Bullock	K	2012 (Hou)	Kevin Strong	DE	2019 (Det)
Harold Landry III (IR)	OLB	2018				Dontrell Hilliard (IR)	RB	2018 (Cle)
Zach Cunningham (IR)	ILB	2017 (Hou)	<u>ROUND 6</u>			Joshua Kalu	DB	2018
DeMarcus Walker	DL	2017 (Den)	Player	Pos.	Year	A.J. Moore Jr. (IR)	S	2018 (NE)
Derrick Henry	RB	2016	Chance Campbell (IR)	LB	2022	Kevin Rader	TE	2018 (GB)
Mario Edwards Jr.	DL	2015 (Oak)	Dennis Daley	OL	2019 (Car)	C.J. Board (IR)	WR	2017 (Bal)
Robert Woods	WR	2013 (Buf)	David Long Jr. (IR)	LB	2019	Dylan Cole	ILB	2017 (Hou)
			Trenton Cannon (IR)	RB	2018 (NYJ)	Cody Hollister (IR)	WR	2017 (NE)
<u>ROUND 3</u>			Corey Levin	C/G	2017	Joe Jones	LB	2017 (Dal)
Player	Pos.	Year	<u>ROUND 7</u>			Greg Mabin	CB	2017 (TB)
Nicholas Petit-Frere	OL	2022	Player	Pos.	Year	Jordan Roos	G	2017 (Sea)
Malik Willis	QB	2022	Racey McMath	WR	2021	Andrew Adams (IR)	DB	2016 (NYG)
Elijah Molden (IR)	CB	2021	Chris Jackson (IR)	CB	2020	Daniel Munyer	C	2015 (KC)
Monty Rice	ILB	2021	Andre Smith	LB	2018 (Car)	Denico Autry	OLB	2014 (Oak)
Nate Davis	OL	2019	Geoff Swaim	TE	2015 (Dal)	Morgan Cox	LS	2010 (Bal)
Tarell Basham	OLB	2017 (Ind)	Terrance Mitchell	CB	2014 (Dal)			
Kevin Byard	S	2016						
Le'Raven Clark	T	2016 (Ind)						
Austin Hooper	TE	2016 (Atl)						
Chris Conley	WR	2015 (KC)						

As of Jan. 7, 2023

2022 RECAP

DRAFT

TEAM NOTES

PLAYER NOTES

STATISTICS

ROSTERS

HOW THE TENNESSEE TITANS WERE BUILT

YEAR	DRAFTEES (14)	FREE AGENTS (33)	TRADES/WAIVERS (4)
2022	WR Teylon Burks (1) CB Roger McCreary (2) OL Nicholas Petit-Frere (3a) QB Malik Willis (3b) RB Hassan Haskins (4a) TE Chig Okonkwo (4b)	TE Austin Hooper (FA) CB Tre Avery (FA) RB Julius Chestnut (FA) LB Jack Gibbens (FA) C/G Xavier Newman (FA) P Ryan Stonehouse (FA) DL DeMarcus Walker (FA) DB Joshua Kalu (FA) TE Kevin Rader (FA) DE Mario Edwards Jr. (FA) T Le'Raven Clark (FA) WR Chris Conley (FA) DB Josh Thompson (FA) CB Davontae Harris (FA) CB Greg Mabin (FA) LB Andre Smith (FA) OLB Tarell Basham (FA) RB Jonathan Ward (FA) QB Joshua Dobbs (FA) C Daniel Munyer (FA) S Mike Brown (FA)	WR Robert Woods (T-LAR) DB Lonnie Johnson Jr. (W-KC) OL Dennis Daley (T-CAR)
2021	LB Monty Rice (3a) OLB Rashad Weaver (4b) WR Racey McMath (6a)	DL Denico Autry (UFA-IND) LS Morgan Cox (UFA-BAL) DT Naquan Jones (FA) G Jordan Roos (FA) K Randy Bullock (FA) LB Joe Jones (FA) LB Dylan Cole (FA) DE Kevin Strong (FA)	C/G Corey Levin (W-NYJ)
2020	CB Kristian Fulton (2)	G/C Aaron Brewer (FA) DT Teair Tart (FA) WR Nick Westbrook-Ikhine (FA) TE Geoff Swaim (FA)	
2019	DT Jeffery Simmons (1) S Amani Hooker (4)		
2016	RB Derrick Henry (2c) S Kevin Byard (3)		

Reserve/Injured: DB Andrew Adams (FA-2022), WR C.J. Board (FA-2022), LB Chance Campbell (D6-2022), RB Trenton Cannon (UFA-2021), LB Zach Cunningham (W-2021), G Nate Davis (D3-2019), OLB Bud Dupree (UFA-2021), CB Caleb Farley (D1-2021), DE Da'Shawn Hand (FA-2021), RB Dontrell Hilliard (FA-2021), WR Cody Hollister (FA-2019), DB Chris Jackson (D7-2020), C Ben Jones (UFA-2016), OL Jamarco Jones (UFA-2022), OLB Harold Landry III (D2-2018), T Taylor Lewan (D1-2014), LB David Long Jr. (D6-2019), CB Terrance Mitchell (FA-2022), CB Elijah Molden (D3-2021), S A.J. Moore Jr. (UFA-2022), WR Kyle Philips (D5-2022), OL Dillon Radunz (D2-2021), QB Ryan Tannehill (T-2019)

As of Jan. 7, 2023

TENNESSEE TITANS POSITIONAL ROSTER - OFFENSE

QUARTERBACKS (2)

11	Dobbs, Joshua	QB	6-3	216	1/26/95	6	Tennessee	Alpharetta, Ga.	FA-'22
7	Willis, Malik	QB	6-1	219	5/25/99	R	Liberty	Atlanta, Ga.	D3b-'22

RUNNING BACKS (4)

36	Chestnut, Julius	RB	5-11	228	10/26/00	R	Sacred Heart	Bowie, Md.	FA-'22
25	Haskins, Hassan	RB	6-2	228	11/26/99	R	Michigan	St. Louis, Mo.	D4a-'22
22	Henry, Derrick	RB	6-3	247	1/4/94	7	Alabama	Yulee, Fla.	D2c-'16
33	Ward, Jonathan	RB	6-0	202	9/30/97	3	Central Michigan	Kankakee, Ill.	FA-'22

WIDE RECEIVERS (5)

16	Burks, Treyton	WR	6-2	225	3/23/00	R	Arkansas	Warren, Ark.	D1-'22
19	Conley, Chris	WR	6-3	205	10/25/92	8	Georgia	Dallas, Georgia	FA-'22
13	McMath, Racey	WR	6-3	217	6/14/99	2	Louisiana State	New Orleans, La.	D6a-'21
15	Westbrook-Ikhine, Nick	WR	6-2	211	3/21/97	3	Indiana	Lake Mary, Fla.	FA-'20
2	Woods, Robert	WR	6-0	195	4/10/92	10	Southern California	Gardena, Calif.	T (LAR)-'22

TIGHT ENDS (4)

81	Hooper, Austin	TE	6-4	254	10/29/94	7	Stanford	San Mateo, Calif.	FA-'22
85	Okonkwo, Chig	TE	6-3	238	9/8/99	R	Maryland	Powder Springs, Ga.	D4b-'22
86	Rader, Kevin	TE	6-4	250	4/26/95	2	Youngstown State	Pittsburgh, Pa.	FA-'22
87	Swaim, Geoff	TE	6-4	260	9/16/93	8	Texas	Chico, Calif.	FA-'20

CENTERS (2)

62	Levin, Corey	C/G	6-4	307	8/12/94	4	Chattanooga	Dacula, Ga.	FA-'21
69	Munyer, Daniel	C	6-1	305	3/4/92	5	Colorado	Harbor City, Calif.	FA-'19

GUARDS (3)

55	Brewer, Aaron	G/C	6-1	295	10/28/97	3	Texas State	Dallas, Texas	FA-'20
67	Newman, Xavier	C/G	6-2	297	8/4/99	R	Baylor	Desoto, Texas	FA-'22
70	Roos, Jordan	G	6-3	302	7/6/93	3	Purdue	Celina, Texas	FA-'21

TACKLES (3)

61	Clark, Le'Raven	T	6-5	319	4/22/93	7	Texas Tech	Bryan, Texas	FA-'22
71	Daley, Dennis	OL	6-6	326	8/7/96	4	South Carolina	Columbia, S.C.	T (CAR)-'22
78	Petit-Frere, Nicholas	OL	6-5	316	9/15/99	R	Ohio State	Tampa, Fla.	D3a-'22

PLACEKICKERS (1)

14	Bullock, Randy	K	5-9	210	12/16/89	11	Texas A&M	Klein, Texas	FA-'21
----	----------------	---	-----	-----	----------	----	-----------	--------------	--------

Reserve/Injured (Offense): WR C.J. Board, RB Trenton Cannon, G Nate Davis, RB Dontrell Hilliard, WR Cody Hollister, C Ben Jones, OL Jamarco Jones, T Taylor Lewan, WR Kyle Philips, OL Dillon Radunz, QB Ryan Tannehill

As of Jan. 7, 2023

TENNESSEE TITANS POSITIONAL ROSTER - DEFENSE

DEFENSIVE LINEMEN (7)

96	Autry, Denico	DL	6-5	285	7/15/90	9	Mississippi State	Albemarle, N.C.	UFA (IND)-'21
94	Edwards Jr., Mario	DE	6-3	280	1/25/94	8	Florida State	Denton, Texas	FA-'22
90	Jones, Naquan	DT	6-3	313	2/5/98	2	Michigan State	Evanston, Ill.	FA-'21
98	Simmons, Jeffery	DL	6-4	305	7/28/97	4	Mississippi State	Macon, Miss.	D1-'19
97	Strong, Kevin	DE	6-4	295	8/5/96	4	Texas-San Antonio	Cleveland, Texas	FA-'21
93	Tart, Teair	DT	6-2	304	2/28/97	3	Florida International	Philadelphia, Pa.	FA-'20
95	Walker, DeMarcus	DL	6-4	280	9/30/94	6	Florida State	Jacksonville, Fla.	FA-'22

LINEBACKERS (7)

57	Basham, Tarell	OLB	6-4	266	3/18/94	6	Ohio	Rocky Mount, Va.	FA-'22
53	Cole, Dylan	LB	6-0	237	5/19/94	6	Missouri State	Springfield, Mo.	FA-'21
50	Gibbens, Jack	LB	6-3	242	11/24/98	R	Minnesota	Bulverde, Texas	FA-'22
42	Jones, Joe	LB	6-0	240	2/21/94	6	Northwestern	Plano, Ill.	FA-'21
56	Rice, Monty	LB	6-0	233	1/8/99	2	Georgia	Huntsville, Ala.	D3a-'21
54	Smith, Andre	LB	6-0	240	4/20/97	5	North Carolina	Jacksonville, Fla.	FA-'22
99	Weaver, Rashad	OLB	6-4	259	11/10/97	2	Pittsburgh	Fort Lauderdale, Fla.	D4b-'21

CORNERBACKS (5)

30	Avery, Tre	CB	5-11	181	2/26/97	R	Rutgers	Baltimore, Md.	FA-'22
26	Fulton, Kristian	CB	5-11	197	9/3/98	3	Louisiana State	New Orleans, La.	D2-'20
38	Harris, Davontae	CB	5-11	205	1/21/95	5	Illinois State	Wichita, Kan.	FA-'22
32	Mabin, Greg	CB	6-2	200	6/25/94	6	Iowa	Fort Lauderdale, Fla.	FA-'22
21	McCreary, Roger	CB	5-11	190	2/10/00	R	Auburn	Mobile, Ala.	D2-'22

SAFETIES (6)

44	Brown, Mike	S	6-2	222	4/7/99	R	Miami (Ohio)	Grand Rapids, Mich.	FA-'22
31	Byard, Kevin	S	5-11	212	8/17/93	7	Middle Tennessee State	Lithonia, Ga.	D3-'16
37	Hooker, Amani	S	5-11	210	6/14/98	4	Iowa	Minneapolis, Minn.	D4-'19
20	Johnson Jr., Lonnie	DB	6-2	213	11/4/95	4	Kentucky	Gary, Ind.	W (KC)-'22
28	Kalu, Joshua	DB	6-0	203	8/28/95	4	Nebraska	Houston, Texas	FA-'22
29	Thompson, Josh	DB	6-0	194	10/20/98	R	Texas	Nacogdoches, Texas	FA-'22

PUNTERS (1)

4	Stonehouse, Ryan	P	5-10	193	5/11/99	R	Colorado State	La Verne, Calif.	FA-'22
---	------------------	---	------	-----	---------	---	----------------	------------------	--------

Reserve/Injured (Defense): DB Andrew Adams, LB Chance Campbell, LB Zach Cunningham, OLB Bud Dupree, CB Caleb Farley, DE Da'Shawn Hand, DB Chris Jackson, OLB Harold Landry III, LB David Long Jr., CB Terrance Mitchell, CB Elijah Molden, S A.J. Moore Jr.

As of Jan. 7, 2023

TENNESSEE TITANS ALPHABETICAL ROSTER

Table with 10 columns: NO., NAME, POS., HT., WT., BIRTHDATE, EXP., COLLEGE, HOMETOWN, ACQUIRED. Includes active roster, practice squad, NFL international allocation, and reserve/injured players.

Active Roster Count: 51

As of Jan. 7, 2023

* - Eligible to Return From Reserve/Injured; () - date placed on IR

HEAD COACH: MIKE VRABEL

ASSISTANT COACHES: SHANE BOWEN (defensive coordinator), TODD DOWNING (offensive coordinator), CRAIG AUKERMAN (special teams), BRIAN BELL (sports performance coordinator), CHASE BLACKBURN (assistant special teams), SCOTT BOOKER (safeties), KYLAN BUTLER (offensive assistant), KEITH CARTER (offensive line), RYAN CROW (outside linebackers), TONY DEWS (running backs), ERIK FRAZIER (offensive skill assistant), JASON HOUGHTALING (offensive line assistant), TIM KELLY (passing game coordinator), BOBBY KING (inside linebackers), ZAK KUHR (inside linebackers assistant), CLINTON McMILLAN (defensive line assistant), ANTHONY MIDGET (secondary), ROB MOORE (wide receivers), PAT O'HARA (quarterbacks), FRANK PIRAINO (director of sports performance), TYLER ROUSE (sports performance assistant), JIM SCHWARTZ (senior defensive assistant), LUKE STECKEL (tight ends), JOHN STREICHER (coordinator of football development), MIKE SULLIVAN (assistant offensive line), TERRELL WILLIAMS (defensive line)



TENNESSEE TITANS

**GAME-BY-GAME
STATISTICS**

2022 TENNESSEE TITANS GAME-BY-GAME INDIVIDUAL LEADERS

Date	Opp	PASSING YDS.	RUSHING YDS.	RUSHING ATT.	RECEPTIONS	RECEIVING YDS.	TOTAL TACKLES	SACKS	INTERCEPTIONS
Sept 11	NYG	R. Tannehill (266)	D. Henry (82)	D. Henry (21)	K. Philips (6)	K. Philips (66)	K. Byard (12)	J. Simmons, R. Weaver (2)	A. Hooker (1)
Sept 19	@ Buf	R. Tannehill (117)	H. Haskins (37)	D. Henry (13)	T. Burks, R. Woods (4)	T. Burks (47)	R. McCreary (11)	D. Autry (1)	None
Sept 25	LV	R. Tannehill (264)	D. Henry (85)	D. Henry (20)	D. Henry (5)	R. Woods (85)	R. McCreary (10)	R. Weaver (1)	K. Byard (1)
Oct 2	@ Ind	R. Tannehill (137)	D. Henry (114)	D. Henry (22)	D. Hilliard, R. Woods (4)	C. Okonkwo (38)	D. Cole (8)	D. Autry (2)	T. Tart (1)
Oct 9	@ Was	R. Tannehill (181)	D. Henry (102)	D. Henry (28)	D. Hilliard, R. Woods (4)	N.Westbrook-Ikhine (72)	D. Long Jr. (12)	J. Simmons (1.5)	D. Long Jr. (1)
Oct 23	Ind	R. Tannehill (132)	D. Henry (128)	D. Henry (30)	D. Henry, R. Woods, A. Hooper (3)	A. Hooper (56)	A. Adams, A. Hooker (10)	D. Autry, B. Dupree, J. Simmons (1)	A. Adams, D. Long Jr. (1)
Oct 30	@ Hou	M. Willis (55)	D. Henry (219)	D. Henry (32)	R. Woods (2)	R. Woods (26)	D. Long Jr. (8)	B. Dupree, D. Walker, J. Simmons (1)	K. Fulton (1)
Nov 6	@ KC	M. Willis (80)	D. Henry (115)	D. Henry (17)	A. Hooper (2)	C. Okonkwo (48)	K. Byard (12)	D. Autry (2)	R. McCreary (1)
Nov 13	Den	R. Tannehill (255)	D. Henry (53)	D. Henry (19)	N.Westbrook-Ikhine (5)	N.Westbrook-Ikhine (119)	D. Long Jr., T. Mitchell (8)	D. Walker, R. Weaver (1.5)	T. Mitchell (1)
Nov 17	@ GB	R. Tannehill (333)	D. Henry (87)	D. Henry (28)	T. Burks (7)	T. Burks (111)	D. Long Jr. (9)	J. Simmons (1)	None
Nov 27	Cin	R. Tannehill (291)	D. Henry (38)	D. Henry (17)	T. Burks, N.Westbrook-Ikhine (4)	D. Henry (79)	A. Hooker (8)	D. Walker (1)	None
Dec 4	@ Phi	R. Tannehill (141)	D. Henry (30)	D. Henry (11)	C. Okonkwo (4)	C. Okonkwo (68)	T. Avery, K. Byard (7)	B. Dupree, M. Edwards Jr. (1)	None
Dec 11	Jax	R. Tannehill (254)	D. Henry (121)	D. Henry (17)	C. Okonkwo (6)	A. Hooper (68)	M. Rice (12)	None	None
Dec 18	@ LAC	R. Tannehill (165)	D. Henry (104)	D. Henry (21)	D. Henry, C. Okonkwo (4)	D. Henry (59)	G. Mabin (9)	D. Walker (2)	J. Kalu, K. Byard (1)
Dec 24	Hou	M. Willis (99)	D. Henry (126)	D. Henry (23)	R. Woods (4)	R. Woods (30)	M. Rice (9)	D. Autry (1)	J. Gibbens (1)
Dec 29	Dal	J. Dobbs (232)	H. Haskins (40)	H. Haskins (12)	R. Woods (5)	T. Burks (66)	M. Rice (13)	T. Tart, D. Walker (0.5)	K. Byard (2)
Jan 7	@ Jax	J. Dobbs (179)	D. Henry (109)	D. Henry (30)	T. Burks, R. Woods, A. Hooper (4)	C. Okonkwo (42)	M. Rice (8)	T. Tart (1)	None

2022 OPPONENTS GAME-BY-GAME INDIVIDUAL LEADERS

Date	Opp	PASSING YDS.	RUSHING YDS.	RUSHING ATT.	RECEPTIONS	RECEIVING YDS.	TOTAL TACKLES	SACKS	INTERCEPTIONS
Sept 11	NYG	D. Jones (188)	S. Barkley (164)	S. Barkley (18)	S. Barkley (6)	S. Shepard (71)	T. Crowder (7)	T. Fox (1)	None
Sept 19	@ Buf	J. Allen (317)	J. Cook (53)	J. Cook (11)	S. Diggs (12)	S. Diggs (148)	T. Johnson (4)	G. Rousseau, T. Edmunds (2)	J. Poyer, M. Milano (1)
Sept 25	LV	D. Carr (303)	J. Jacobs (66)	J. Jacobs (13)	M. Hollins (8)	M. Hollins (158)	M. Crosby (9)	M. Crosby (1)	D/ Harmon (1)
Oct 2	@ Ind	M. Ryan (356)	J. Taylor (42)	J. Taylor (20)	M. Allie-Cox (6)	M. Allie-Cox (85)	Z. Franklin (15)	D.Odeyingbo, G. Stewart, K. Paye (1)	None
Oct 9	@ Was	C. Wentz (359)	B. Robinson (22)	B. Robinson (9)	C. Samuel (6)	D. Brown (105)	C. Holcomb (16)	M. Sweat (2)	None
Oct 23	Ind	M. Ryan (243)	J. Taylor (58)	J. Taylor (10)	P. Campbell (10)	P. Campbell (10)	G. Stewart (12)	Y. Ngakoue, K. Moore (1)	None
Oct 30	@ Hou	D. Mills (152)	D. Pierce (35)	D. Pierce (15)	B. Cooks (4)	B. Cooks (73)	C. Harris (7)	R. Lopez, J. Hughes, J. Johnson (1)	S. Nelson (1)
Nov 6	@ KC	P. Mahomes (446)	P. Mahomes (63)	P. Mahomes (6)	J. Smith-Schuster, T. Kelce (10)	T. Kelce (106)	K. Saunders (6)	C. Dunlap (1.5)	None
Nov 13	Den	R. Wilson (286)	L. Murray, M. Gordon (24)	L. Murray (9)	C. Sutton (6)	C. Sutton (66)	J. Jewell (9)	J. Martin (1)	None
Nov 17	@ GB	A. Rodgers (227)	A. Jones (40)	A. Jones (12)	A. Jones, R. Cobb (6)	R. Cobb (73)	K. Barnes (12)	P. Smith (1.5)	R. Douglas (1)
Nov 27	Cin	J. Burrow (270)	S. Perine (58)	S. Perine (17)	T. Higgins (7)	T. Higgins (114)	L. Wilson (9)	S. Hubbard (1)	None
Dec 4	@ Phi	J. Hurts (380)	M. Sanders (24)	M. Sanders (10)	A. Brown (8)	A. Brown (119)	T. Edwards (6)	J. Sweat (2)	None
Dec 11	Jax	T. Lawrence (368)	T. Etienne (32)	T. Etienne (17)	E. Ingram (11)	E. Ingram (162)	F. Oluokun (14)	A. Key, J. Allen, F. Fatukasi, T. Walker (1)	A. Wingard (1)
Dec 18	@ LAC	J. Herbert (313)	A. Ekeler (12)	A. Ekeler (58)	K. Allen (8)	K. Allen (86)	D. Tranquil (10)	J. Gaziano, C. Rumph, K. Van Noy, D. Tranquil (1)	N. Adderley (1)
Dec 24	Hou	D. Mills (178)	R. Freeman (32)	R. Freeman (16)	B. Cooks (4)	B. Cooks (34)	J. Pitre (9)	O. Okoronkwo (2)	J. Pitre, C. Harris (1)
Dec 29	Dal	D. Prescott (282)	M. Davis (39)	E. Elliot (19)	C. Lamb (11)	C. Lamb (100)	N. Wright (9)	D. Fowler, D. Wilson (1)	N. Wright (1)
Jan 7	@ Jax	T. Lawrence (212)	T. Etienne (17)	T. Etienne (7)	C. Kirk (6)	C. Kirk (99)	F. Oluokun (13)	R. Jenkins, R. Robertson-Harris, F. Oluokun (1)	T. Campbell (1)

2022 TENNESSEE TITANS GAME-BY-GAME STARTERS

BOLD denotes rookie

OFFENSE

Date	Opp	WR/TE	LT	LG	C	RG	RT	TE	FB/WR/RB/TE	QB	WR	RB
Sept 11	NYG	N.Westbrook-Ikhine	T.Lewan	A.Brewer	B.Jones	N.Davis	N.Petit-Frere	G.Swaim	T.Carter	R.Tannehill	R.Woods	D.Henry
Sept 19	@ Buf	N.Westbrook-Ikhine	T.Lewan	A.Brewer	B.Jones	N.Davis	N.Petit-Frere	G.Swaim	T. Burks (WR)	R.Tannehill	R.Woods	D.Henry
Sept 25	LV	N.Westbrook-Ikhine	D. Daley	A.Brewer	B.Jones	N.Davis	N.Petit-Frere	G.Swaim	T.Carter	R.Tannehill	R.Woods	D.Henry
Oct 2	@ Ind	C. Okonkwo (TE)	D. Daley	A.Brewer	B.Jones	N.Davis	N.Petit-Frere	G.Swaim	T.Carter	R.Tannehill	T. Burks	D.Henry
Oct 9	@ Was	N.Westbrook-Ikhine	D. Daley	A.Brewer	B.Jones	D. Radunz	N.Petit-Frere	G.Swaim	C. Hollister (WR)	R.Tannehill	R. Woods	D.Henry
Oct 23	Ind	N.Westbrook-Ikhine	D. Daley	A.Brewer	B.Jones	D. Radunz	N.Petit-Frere	C. Okonkwo	D. Hilliard (RB)	R.Tannehill	R. Woods	D.Henry
Oct 30	@ Hou	N.Westbrook-Ikhine	D. Daley	A.Brewer	B.Jones	N.Davis	N.Petit-Frere	G.Swaim	C. Hollister (WR)	M. Willis	R. Woods	D.Henry
Nov 6	@ KC	A. Hooper (TE)	D. Daley	A.Brewer	B.Jones	N.Davis	N.Petit-Frere	G.Swaim	C. Okonkwo (TE)	M. Willis	C. Hollister	D.Henry
Nov 13	Den	N.Westbrook-Ikhine	D. Daley	A.Brewer	B.Jones	N.Davis	N.Petit-Frere	G.Swaim	C. Okonkwo (TE)	R.Tannehill	R. Woods	D.Henry
Nov 17	@ GB	N.Westbrook-Ikhine	D. Daley	D. Radunz	A.Brewer	N.Davis	N.Petit-Frere	C. Okonkwo	T. Burks (WR)	R.Tannehill	R. Woods	D.Henry
Nov 27	Cin	N.Westbrook-Ikhine	D. Daley	D. Radunz	A.Brewer	N.Davis	N.Petit-Frere	G.Swaim	K. Rader (TE)	R.Tannehill	R. Woods	D.Henry
Dec 4	@ Phi	A. Hooper (TE)	D. Daley	A.Brewer	B.Jones	N.Davis	N.Petit-Frere	G.Swaim	T. Burks (WR)	R.Tannehill	R. Woods	D.Henry
Dec 11	Jax	N.Westbrook-Ikhine	D. Daley	A.Brewer	B.Jones	N.Davis	N.Petit-Frere	L. Clark	K. Rader (TE)	R.Tannehill	R. Woods	D.Henry
Dec 18	@ LAC	N.Westbrook-Ikhine	D. Daley	A.Brewer	B.Jones	N.Davis	N.Petit-Frere	G.Swaim	C. Okonkwo (TE)	R.Tannehill	R. Woods	D.Henry
Dec 24	Hou	N.Westbrook-Ikhine	D. Daley	A.Brewer	C. Levin	J. Roos	N.Petit-Frere	G.Swaim	C. Conley (WR)	M. Willis	R. Woods	D.Henry
Dec 29	Dal	N.Westbrook-Ikhine	D. Daley	A.Brewer	C. Levin	J. Roos	L. Clark	C. Okonkwo	T. Burks (WR)	J. Dobbs	R. Woods	H. Haskins
Jan 7	@ Jax	C. Okonkwo (TE)	D. Daley	A.Brewer	C. Levin	J. Roos	N.Petit-Frere	G.Swaim	T. Burks (WR)	J. Dobbs	R. Woods	D.Henry

BOLD denotes rookie

DEFENSE

Date	Opp	DE/OLB/DL	NT/DT	DT/DE	OLB	ILB	ILB/DE	CB/DB/OLB	CB	CB/DB/S	S/DB/CB	S
Sept 11	NYG	D.Walker	T. Tart	J.Simmons	B.Dupree	Z.Cunningham	D.Long	O.Adeniyi (OLB)	R.McCreary	K.Fulton	A.Hooker	K.Byard
Sept 19	@ Buf	D.Walker	T. Tart	J.Simmons	B.Dupree	Z.Cunningham	D.Long	T. Avery	R.McCreary	C. Farley	A.Hooker	K.Byard
Sept 25	LV	D.Walker	T. Tart	J.Simmons	R. Weaver	Z.Cunningham	D.Long	D. Tuszka (OLB)	R.McCreary	K.Fulton	A.Hooker	K.Byard
Oct 2	@ Ind	D. Autry	T. Tart	J.Simmons	B.Dupree	D. Cole	D.Long	K.Fulton	R.McCreary	T. Mitchell (DB)	A. Adams (DB)	K.Byard
Oct 9	@ Was	D. Autry	T. Tart	J.Simmons	R. Weaver	D. Cole	D.Long	K.Fulton	R.McCreary	T. Mitchell (DB)	J. Kalu (DB)	K.Byard
Oct 23	Ind	D. Autry	T. Tart	J.Simmons	B.Dupree	D. Cole	D.Long	K.Fulton	R.McCreary	A. Adams (S)	A.Hooker	K.Byard
Oct 30	@ Hou	D. Walker	T. Tart	J.Simmons	B.Dupree	D. Cole	D.Long	Z.Cunningham (OLB)	R.McCreary	K.Fulton	A.Hooker	K.Byard
Nov 6	@ KC	D. Autry (OLB)	T. Tart	J.Simmons	B.Dupree	Z.Cunningham	D.Long	K.Fulton	R.McCreary	A. Adams (S)	J. Kalu (DB)	K.Byard
Nov 13	Den	M. Edwards Jr.	T. Tart	K. Strong (DE)	D. Autry	M. Rice	D.Long	T. Mitchell	R.McCreary	A. Adams (S)	E. Molden (CB)	K.Byard
Nov 17	@ GB	D. Walker	T. Tart	J.Simmons	J. Schobert	M. Rice	D.Long	D. Autry (OLB)	R.McCreary	A. Adams (S)	K.Fulton (CB)	K.Byard
Nov 27	Cin	M. Edwards Jr.	T. Tart	J.Simmons	B.Dupree	D. Cole	D.Long	K.Fulton	R.McCreary	A. Adams (S)	A.Hooker	K.Byard
Dec 4	@ Phi	M. Edwards Jr.	T. Tart	J.Simmons	B.Dupree	D. Cole	D.Long	K.Fulton	R.McCreary	A. Adams (S)	A.Hooker	K.Byard
Dec 11	Jax	M. Edwards Jr.	T. Tart	J.Simmons	B.Dupree	D. Cole	M. Rice (LB)	T. Mitchell (DB)	R.McCreary	A.Hooker (DB)	A. Adams	K.Byard
Dec 18	@ LAC	M. Edwards Jr.	N. Jones (DT)	J.Simmons	B.Dupree	D. Cole	M. Rice (LB)	J. Reid (DB)	R.McCreary	T. Mitchell (DB)	A. Adams	K.Byard
Dec 24	Hou	D. Autry (DL)	T. Tart (DT)	J.Simmons	B.Dupree	Z.Cunningham (LB)	M. Rice (LB)	T. Avery	R.McCreary	J. Kalu (DB)	A. Adams	K.Byard
Dec 29	Dal	M. Edwards Jr.	T. Tart (DT)	D. Walker	R. Weaver	J. Gibbens (LB)	M. Rice (LB)	T. Avery	R.McCreary	J. Kalu (DB)	A. Adams	K.Byard
Jan 7	@ Jax	M. Edwards Jr.	T. Tart (DT)	J.Simmons	R. Weaver	J. Gibbens (LB)	D. Autry (DE)	K.Fulton	R.McCreary	J. Kalu (DB)	A.Hooker	K.Byard

2022 TENNESSEE TITANS INDIVIDUAL GAME-BY-GAME PASSING STATISTICS

JOSHUA DOBBS (QB)

Date	Opp	W-L	GP / GS	PASSING												
				Att	Cmp	Pct	Yds	Yd/Att	TD	TD%	Int	Int%	Lg	Sk	Yds	Rat
Dec 18	@ LAC			NOT ON ROSTER												
Dec 24	Hou	L	DNP	0	0	-	0	-	0	-	0	-	0	0	0	-
Dec 29	Dal	L	S	39	20	51.3	232	5.9	1	2.6	1	2.6	39	2	12	67.5
Jan 7	@ Jax	L	S	29	20	69.0	179	6.2	1	3.4	1	3.4	21t	4	14	82.4
2022 Totals		0-3	2 / 2	68	40	58.8	411	6.0	2	2.9	2	2.9	39	6	26	73.8

RYAN TANNEHILL (QB)

Date	Opp	W-L	GP / GS	PASSING												
				Att	Cmp	Pct	Yds	Yd/Att	TD	TD%	Int	Int%	Lg	Sk	Yds	Rat
Sept 11	NYG	L	S	33	20	60.6	266	8.1	2	6.1	0	0.0	31	1	0	106.4
Sept 19	@ Buf	L	S	20	11	55.0	117	5.9	0	0.0	2	10.0	19	2	16	32.7
Sept 25	LV	W	S	27	19	70.4	264	9.8	1	3.7	1	3.7	41	1	12	98.4
Oct 2	@ Ind	W	S	21	17	81.0	137	6.5	2	9.5	0	0.0	23	3	21	125.6
Oct 9	@ Was	W	S	25	15	60.0	181	7.2	1	4.0	0	0.0	61	5	45	95.6
Oct 23	Ind	W	S	20	13	65.0	132	6.6	0	0.0	0	0.0	27	2	16	83.8
Oct 30	@ Hou	W	IA	0	0	-	0	-	0	-	0	-	0	0	0	-
Nov 6	@ KC	L	IA	0	0	-	0	-	0	-	0	-	0	0	0	-
Nov 13	Den	W	S	36	19	52.8	255	7.1	2	5.6	0	0.0	63t	1	11	94.1
Nov 17	@ GB	W	S	27	22	81.5	333	12.3	2	7.4	1	3.7	51	3	17	127.3
Nov 27	Cin	L	S	34	22	64.7	291	8.6	0	0.0	0	0.0	69	1	10	91.7
Dec 4	@ Phi	L	S	22	14	63.6	141	6.4	1	4.5	0	0.0	41	6	35	97.0
Dec 11	Jax	L	S	38	25	65.8	254	6.7	2	5.3	1	2.6	27	4	27	91.3
Dec 18	@ LAC	L	S	22	15	68.2	165	7.5	0	0.0	1	4.5	37	4	28	71.2
Dec 24	Hou	L	IA	0	0	-	0	-	0	-	0	-	0	0	0	-
Dec 29	Dal	L	IR	0	0	-	0	-	0	-	0	-	0	0	0	-
Jan 7	@ Jax	L	IR	0	0	-	0	-	0	-	0	-	0	0	0	-
2022 Totals		7-10	12 / 12	325	212	65.2	2,536	7.8	13	4.0	6	1.8	69	33	238	94.6

MALIK WILLIS (QB)

Date	Opp	W-L	GP / GS	PASSING												
				Att	Cmp	Pct	Yds	Yd/Att	TD	TD%	Int	Int%	Lg	Sk	Yds	Rat
Sept 11	NYG	L	DNP	0	0	-	0	-	0	-	0	-	0	0	0	-
Sept 19	@ Buf	L	p	4	1	25.0	6	1.5	0	0.0	0	0.0	6	0	0	39.6
Sept 25	LV	W	DNP	0	0	-	0	-	0	-	0	-	0	0	0	-
Oct 2	@ Ind	W	DNP	0	0	-	0	-	0	-	0	-	0	0	0	-
Oct 9	@ Was	W	DNP	0	0	-	0	-	0	-	0	-	0	0	0	-
Oct 23	Ind	W	p	0	0	-	0	-	0	-	0	-	0	0	0	-
Oct 30	@ Hou	W	S	10	6	60.0	55	5.5	0	0.0	1	10.0	16	3	15	35.4
Nov 6	@ KC	L	S	16	5	31.3	80	5.0	0	0.0	0	0.0	48	3	23	49.0
Nov 13	Den	W	p	0	0	-	0	-	0	-	0	-	0	0	0	-
Nov 17	@ GB	W	DNP	0	0	-	0	-	0	-	0	-	0	0	0	-
Nov 27	Cin	L	DNP	0	0	-	0	-	0	-	0	-	0	0	0	-
Dec 4	@ Phi	L	p	4	2	50.0	16	4.0	0	0.0	0	0.0	10	0	0	60.4
Dec 11	Jax	L	DNP	0	0	-	0	-	0	-	0	-	0	0	0	-
Dec 18	@ LAC	L	p	4	3	75.0	20	5.0	0	0.0	0	0.0	7	0	0	85.4
Dec 24	Hou	L	S	23	14	60.9	99	4.3	0	0.0	2	8.7	15	4	11	34.5
Dec 29	Dal	L	DNP	0	0	-	0	-	0	-	0	-	0	0	0	-
Jan 7	@ Jax	L	DNP	0	0	-	0	-	0	-	0	-	0	0	0	-
2022 Totals		7-10	8 / 3	61	31	50.8	276	4.5	0	0.0	3	4.9	48	10	49	42.8

Other passers: D. Henry (2/2 for 4 yards and 1 TD at GB, 11/17)

2022 TENNESSEE TITANS INDIVIDUAL GAME-BY-GAME RUSHING STATISTICS

TREYLON BURKS (WR)									JULIUS CHESTNUT (RB)								
RUSHING									RUSHING								
Date	Opp	GP / GS	Att	Yds	Avg	Lg	TD		Date	Opp	GP / GS	Att	Yds	Avg	Lg	TD	
Sept 11	NYG	p	0	0	-	0	0		Sept 11	NYG	IA	0	0	-	0	0	
Sept 19	@ Buf	S	0	0	-	0	0		Sept 19	@ Buf	IA	0	0	-	0	0	
Sept 25	LV	p	1	8	8.0	8	0		Sept 25	LV	IA	0	0	-	0	0	
Oct 2	@ Ind	S	1	4	4.0	4	0		Oct 2	@ Ind	PS	0	0	-	0	0	
Oct 9	@ Was	IR	0	0	-	0	0		Oct 9	@ Was	PS	0	0	-	0	0	
Oct 23	Ind	IR	0	0	-	0	0		Oct 23	Ind	PS	0	0	-	0	0	
Oct 30	@ Hou	IR	0	0	-	0	0		Oct 30	@ Hou	PS	0	0	-	0	0	
Nov 6	@ KC	IR	0	0	-	0	0		Nov 6	@ KC	PS	0	0	-	0	0	
Nov 13	Den	p	0	0	-	0	0		Nov 13	Den	PS	0	0	-	0	0	
Nov 17	@ GB	S	0	0	-	0	0		Nov 17	@ GB	PS	0	0	-	0	0	
Nov 27	Cin	p	0	0	-	0	0		Nov 27	Cin	PS	0	0	-	0	0	
Dec 4	@ Phi	S	0	0	-	0	0		Dec 4	@ Phi	p	5	13	2.6	5	0	
Dec 11	Jax	IA	0	0	-	0	0		Dec 11	Jax	p	0	0	-	0	0	
Dec 18	@ LAC	IA	0	0	-	0	0		Dec 18	@ LAC	p	0	0	-	0	0	
Dec 24	Hou	p	1	15	15.0	15	0		Dec 24	Hou	p	0	0	-	0	0	
Dec 29	Dal	S	1	20	20.0	20	0		Dec 29	Dal	p	4	-1	-0.25	1	0	
Jan 7	@ Jax	S	0	0	-	0	0		Jan 7	@ Jax	p	0	0	-	0	0	
2022 Totals		11 / 6	4	47	11.8	20	0		2022 Totals		6 / 0	9	12	1.3	5	0	

JOSHUA DOBBS (QB)									HASSAN HASKINS (RB)								
RUSHING									RUSHING								
Date	Opp	GP / GS	Att	Yds	Avg	Lg	TD		Date	Opp	GP / GS	Att	Yds	Avg	Lg	TD	
Sept 11	NYG								Sept 11	NYG	p	0	0	-	0	0	
Sept 19	@ Buf								Sept 19	@ Buf	p	9	37	4.1	9	0	
Sept 25	LV								Sept 25	LV	p	0	0	-	0	0	
Oct 2	@ Ind								Oct 2	@ Ind	p	0	0	-	0	0	
Oct 9	@ Was								Oct 9	@ Was	p	0	0	-	0	0	
Oct 23	Ind								Oct 23	Ind	p	0	0	-	0	0	
Oct 30	@ Hou								Oct 30	@ Hou	p	0	0	-	0	0	
Nov 6	@ KC								Nov 6	@ KC	p	1	5	5.0	5	0	
Nov 13	Den								Nov 13	Den	p	0	0	-	0	0	
Nov 17	@ GB								Nov 17	@ GB	p	0	0	-	0	0	
Nov 27	Cin								Nov 27	Cin	p	0	0	-	0	0	
Dec 4	@ Phi								Dec 4	@ Phi	IA	0	0	-	0	0	
Dec 11	Jax								Dec 11	Jax	IA	0	0	-	0	0	
Dec 18	@ LAC								Dec 18	@ LAC	p	1	8	8	8	0	
Dec 24	Hou	DNP	0	0	0.0	-	0		Dec 24	Hou	p	0	0	-	0	0	
Dec 29	Dal	S	0	39	20.0	6	1		Dec 29	Dal	S	12	40	3.3	12	0	
Jan 7	@ Jax	S	0	29	20.0	6	1		Jan 7	@ Jax	p	2	3	1.5	3	0	
2022 Totals		2 / 2	2	68	40.0	6	2		2022 Totals		15 / 1	25	93	3.7	12	0	

DERRICK HENRY (RB)									DONTRELL HILLIARD (RB)								
RUSHING									RUSHING								
Date	Opp	GP / GS	Att	Yds	Avg	Lg	TD		Date	Opp	GP / GS	Att	Yds	Avg	Lg	TD	
Sept 11	NYG	S	21	82	3.9	18	0		Sept 11	NYG	p	2	8	4.0	5	0	
Sept 19	@ Buf	S	13	25	1.9	9	1		Sept 19	@ Buf	IA	0	0	-	0	0	
Sept 25	LV	S	20	85	4.3	24	1		Sept 25	LV	p	2	14	7.0	10	0	
Oct 2	@ Ind	S	22	114	5.2	19t	1		Oct 2	@ Ind	p	0	0	-	0	0	
Oct 9	@ Was	S	28	102	3.6	15	2		Oct 9	@ Was	p	1	0	0.0	0	0	
Oct 23	Ind	S	30	128	4.3	23	0		Oct 23	Ind	S	1	4	4.0	4	0	
Oct 30	@ Hou	S	32	219	6.8	41	2		Oct 30	@ Hou	p	8	83	10.4	30	0	
Nov 6	@ KC	S	17	115	6.8	56	2		Nov 6	@ KC	p	3	12	4.0	5	0	
Nov 13	Den	S	19	53	2.8	10	0		Nov 13	Den	p	1	2	2.0	2	0	
Nov 17	@ GB	S	28	87	3.1	9	1		Nov 17	@ GB	p	1	4	4.0	4	0	
Nov 27	Cin	S	17	38	2.2	9	0		Nov 27	Cin	p	2	16	8.0	11	0	
Dec 4	@ Phi	S	11	30	2.7	6	0		Dec 4	@ Phi	p	1	2	2.0	2	0	
Dec 11	Jax	S	17	121	7.1	50	1		Dec 11	Jax	p	0	0	-	0	0	
Dec 18	@ LAC	S	21	104	5.0	13	1		Dec 18	@ LAC	IR	0	0	-	0	0	
Dec 24	Hou	S	23	126	5.5	48t	1		Dec 24	Hou	IR	0	0	-	0	0	
Dec 29	Dal	IA	0	0	-	0	0		Dec 29	Dal	IR	0	0	-	0	0	
Jan 7	@ Jax	S	30	109	3.6	14	0		Jan 7	@ Jax	IR	0	0	-	0	0	
2022 Totals		16 / 16	349	1538	4.4	56	13		2022 Totals		12 / 1	22	145	6.6	30	0	

2022 TENNESSEE TITANS INDIVIDUAL GAME-BY-GAME RUSHING STATISTICS

CHIG OKONKWO (TE)									RYAN TANNEHILL (QB)								
Date	Opp	GP / GS	RUSHING						Date	Opp	GP / GS	RUSHING					
			Att	Yds	Avg	Lg	TD	Att				Yds	Avg	Lg	TD		
Sept 11	NYG	p	1	-4	-4.0	-4	0	Sept 11	NYG	S	2	7	3.5	9	0		
Sept 19	@ Buf	p	0	0	-	0	0	Sept 19	@ Buf	S	1	2	2.0	2	0		
Sept 25	LV	p	0	0	-	0	0	Sept 25	LV	S	4	2	0.5	3	1		
Oct 2	@ Ind	S	0	0	-	0	0	Oct 2	@ Ind	S	5	9	1.8	9	0		
Oct 9	@ Was	p	0	0	-	0	0	Oct 9	@ Was	S	3	3	1.0	2	0		
Oct 23	Ind	S	0	0	-	0	0	Oct 23	Ind	S	4	6	1.5	8	0		
Oct 30	@ Hou	p	0	0	-	0	0	Oct 30	@ Hou	IA							
Nov 6	@ KC	S	0	0	-	0	0	Nov 6	@ KC	IA							
Nov 13	Den	S	0	0	-	0	0	Nov 13	Den	S	2	12	6.0	11	0		
Nov 17	@ GB	S	0	0	-	0	0	Nov 17	@ GB	S	3	-3	-1.0	-1	0		
Nov 27	Cin	p	0	0	-	0	0	Nov 27	Cin	S	2	9	4.5	5	0		
Dec 4	@ Phi	p	0	0	-	0	0	Dec 4	@ Phi	S	3	34	11.3	17	0		
Dec 11	Jax	p	1	0	0.0	0	0	Dec 11	Jax	S	2	16	8.0	8	0		
Dec 18	@ LAC	S	1	6	6	6	0	Dec 18	@ LAC	S	3	1	0.3	1t	1		
Dec 24	Hou	p	0	0	-	0	0	Dec 24	Hou	IA							
Dec 29	Dal	S	0	0	-	0	0	Dec 29	Dal	IR							
Jan 7	@ Jax	S	0	0	-	0	0	Jan 7	@ Jax	IR							
2022 Totals		17 / 8	3	2	0.7	6	0	2022 Totals		12 / 12	34	98	2.9	17	2		

JONATHAN WARD (RB)									MALIK WILLIS (QB)								
Date	Opp	GP / GS	RUSHING						Date	Opp	GP / GS	RUSHING					
			Att	Yds	Avg	Lg	TD	Att				Yds	Avg	Lg	TD		
Sept 11	NYG							Sept 11	NYG	DNP	0	0	-	0	0		
Sept 19	@ Buf							Sept 19	@ Buf	p	4	16	4.0	8	0		
Sept 25	LV							Sept 25	LV	DNP	0	0	-	0	0		
Oct 2	@ Ind							Oct 2	@ Ind	DNP	0	0	-	0	0		
Oct 9	@ Was							Oct 9	@ Was	DNP	0	0	-	0	0		
Oct 23	Ind							Oct 23	Ind	p	0	0	-	0	0		
Oct 30	@ Hou							Oct 30	@ Hou	S	5	12	2.4	6	0		
Nov 6	@ KC							Nov 6	@ KC	S	8	40	5.0	17	0		
Nov 13	Den							Nov 13	Den	p	1	-4	-4.0	-4	0		
Nov 17	@ GB							Nov 17	@ GB	DNP	0	0	-	0	0		
Nov 27	Cin							Nov 27	Cin	DNP	0	0	-	0	0		
Dec 4	@ Phi							Dec 4	@ Phi	p	1	8	8.0	8	0		
Dec 11	Jax							Dec 11	Jax	DNP	0	0	-	0	0		
Dec 18	@ LAC							Dec 18	@ LAC	p	1	8	8	8	0		
Dec 24	Hou	p	0	0	-	0	0	Dec 24	Hou	S	7	43	6.1	14t	1		
Dec 29	Dal	p	4	26	6.5	12	0	Dec 29	Dal	DNP	0	0	-	0	0		
Jan 7	@ Jax	p	1	-1	-1.0	-1	0	Jan 7	@ Jax	DNP	0	0	-	0	0		
2022 Totals		3 / 0	5	25	5.0	12	0	2022 Totals		8 / 3	27	123	4.6	17	1		

Other rushers: R. McMath (1 for 4 yards at JAX, 1/7)

2022 TENNESSEE TITANS INDIVIDUAL GAME-BY-GAME RECEIVING STATISTICS

TREYLON BURKS (WR)

RECEIVING									RECEIVING								
Date	Opp	GP / GS	No	Yds	Avg	Lg	TD	Date	Opp	GP / GS	No	Yds	Avg	Lg	TD		
Sept 11	NYG	p	3	55	18.3	27	0	Sept 11	NYG	p	0	0	-	0	0		
Sept 19	@ Buf	S	4	47	11.8	16	0	Sept 19	@ Buf	p	0	0	-	0	0		
Sept 25	LV	p	1	13	13.0	13	0	Sept 25	LV	IR	0	0	-	0	0		
Oct 2	@ Ind	S	2	14	7.0	8	0	Oct 2	@ Ind	IR	0	0	-	0	0		
Oct 9	@ Was	IR	0	0	-	0	0	Oct 9	@ Was	IR	0	0	-	0	0		
Oct 23	Ind	IR	0	0	-	0	0	Oct 23	Ind	IR	0	0	-	0	0		
Oct 30	@ Hou	IR	0	0	-	0	0	Oct 30	@ Hou	IR	0	0	-	0	0		
Nov 6	@ KC	IR	0	0	-	0	0	Nov 6	@ KC	IR	0	0	-	0	0		
Nov 13	Den	p	3	24	8.0	15	0	Nov 13	Den	IR	0	0	-	0	0		
Nov 17	@ GB	S	7	111	15.9	51	0	Nov 17	@ GB	IR	0	0	-	0	0		
Nov 27	Cin	p	4	70	17.5	51	0	Nov 27	Cin	IR	0	0	-	0	0		
Dec 4	@ Phi	S	1	25	25.0	25t	1	Dec 4	@ Phi	IR	0	0	-	0	0		
Dec 11	Jax	IA	0	0	-	0	0	Dec 11	Jax	IR	0	0	-	0	0		
Dec 18	@ LAC	IA	0	0	-	0	0	Dec 18	@ LAC	IR	0	0	-	0	0		
Dec 24	Hou	p	0	0	-	0	0	Dec 24	Hou	IR	0	0	-	0	0		
Dec 29	Dal	S	4	66	16.5	30	0	Dec 29	Dal	IR	0	0	-	0	0		
Jan 7	@ Jax	S	4	19	4.8	9	0	Jan 7	@ Jax	IR	0	0	-	0	0		
2022 Totals		11 / 6	33	444	13.5	51	1	2022 Totals		2 / 0	0	0	-	0	0		

JULIUS CHESTNUT (RB)

RECEIVING									RECEIVING								
Date	Opp	GP / GS	No	Yds	Avg	Lg	TD	Date	Opp	GP / GS	No	Yds	Avg	Lg	TD		
Sept 11	NYG	IA	0	0	-	0	0	Sept 11	NYG								
Sept 19	@ Buf	IA	0	0	-	0	0	Sept 19	@ Buf								
Sept 25	LV	IA	0	0	-	0	0	Sept 25	LV								
Oct 2	@ Ind	PS	0	0	-	0	0	Oct 2	@ Ind								
Oct 9	@ Was	PS	0	0	-	0	0	Oct 9	@ Was								
Oct 23	Ind	PS	0	0	-	0	0	Oct 23	Ind								
Oct 30	@ Hou	PS	0	0	-	0	0	Oct 30	@ Hou	p	0	0	-	0	0		
Nov 6	@ KC	PS	0	0	-	0	0	Nov 6	@ KC	p	0	0	-	0	0		
Nov 13	Den	PS	0	0	-	0	0	Nov 13	Den	IA	0	0	-	0	0		
Nov 17	@ GB	PS	0	0	-	0	0	Nov 17	@ GB	PS	0	0	-	0	0		
Nov 27	Cin	PS	0	0	-	0	0	Nov 27	Cin	PS	0	0	-	0	0		
Dec 4	@ Phi	p	0	0	-	0	0	Dec 4	@ Phi	PS	0	0	-	0	0		
Dec 11	Jax	p	2	8	4.0	4	0	Dec 11	Jax	p	1	27	27.0	27	0		
Dec 18	@ LAC	p	0	0	-	0	0	Dec 18	@ LAC	p	3	19	6.3	7	0		
Dec 24	Hou	p	0	0	-	0	0	Dec 24	Hou	S	0	0	-	0	0		
Dec 29	Dal	p	1	33	33.0	33	0	Dec 29	Dal	p	0	0	-	0	0		
Jan 7	@ Jax	p	0	0	-	0	0	Jan 7	@ Jax	p	0	0	-	0	0		
2022 Totals		6 / 0	3	41	13.7	33	0	2022 Totals		7 / 1	4	46	11.5	27	0		

HASSAN HASKINS (RB)

RECEIVING									RECEIVING								
Date	Opp	GP / GS	No	Yds	Avg	Lg	TD	Date	Opp	GP / GS	No	Yds	Avg	Lg	TD		
Sept 11	NYG	p	0	0	-	0	0	Sept 11	NYG	S	0	0	-	0	0		
Sept 19	@ Buf	p	1	0	0.0	0	0	Sept 19	@ Buf	S	0	0	-	0	0		
Sept 25	LV	p	0	0	-	0	0	Sept 25	LV	S	5	58	11.6	23	0		
Oct 2	@ Ind	p	0	0	-	0	0	Oct 2	@ Ind	S	3	33	11.0	22	0		
Oct 9	@ Was	p	0	0	-	0	0	Oct 9	@ Was	S	2	30	15.0	24	0		
Oct 23	Ind	p	1	5	5.0	5	0	Oct 23	Ind	S	3	10	3.3	9	0		
Oct 30	@ Hou	p	0	0	-	0	0	Oct 30	@ Hou	S	1	9	9.0	9	0		
Nov 6	@ KC	p	1	2	2.0	2	0	Nov 6	@ KC	S	0	0	-	0	0		
Nov 13	Den	p	0	0	-	0	0	Nov 13	Den	S	2	14	7.0	7	0		
Nov 17	@ GB	p	0	0	-	0	0	Nov 17	@ GB	S	2	45	22.5	42	0		
Nov 27	Cin	p	0	0	-	0	0	Nov 27	Cin	S	3	79	26.3	69	0		
Dec 4	@ Phi	IA	0	0	-	0	0	Dec 4	@ Phi	S	2	8	4.0	6	0		
Dec 11	Jax	IA	0	0	-	0	0	Dec 11	Jax	S	3	34	11.3	16	0		
Dec 18	@ LAC	p	2	7	3.5	9	0	Dec 18	@ LAC	S	4	59	14.75	37	0		
Dec 24	Hou	p	2	17	8.5	9	0	Dec 24	Hou	S	2	0	0.0	5	0		
Dec 29	Dal	S	2	13	6.5	10	0	Dec 29	Dal	IA	0	0	-	0	0		
Jan 7	@ Jax	p	2	13	6.5	9	0	Jan 7	@ Jax	S	1	19	19.0	19	0		
2022 Totals		15 / 1	11	57	5.2	10	0	2022 Totals		16 / 16	33	398	12.1	69	0		

DONTRELL HILLIARD (RB)

RECEIVING									RECEIVING								
Date	Opp	GP / GS	No	Yds	Avg	Lg	TD	Date	Opp	GP / GS	No	Yds	Avg	Lg	TD		
Sept 11	NYG	p	3	61	20.3	31	2	Sept 11	NYG	p	1	22	22.0	22	0		
Sept 19	@ Buf	IA	0	0	-	0	0	Sept 19	@ Buf	p	0	0	-	0	0		
Sept 25	LV	p	1	30	30.0	30	0	Sept 25	LV	p	0	0	-	0	0		
Oct 2	@ Ind	p	4	18	4.5	8	0	Oct 2	@ Ind	p	0	0	-	0	0		
Oct 9	@ Was	p	4	23	5.8	13t	1	Oct 9	@ Was	S	0	0	-	0	0		
Oct 23	Ind	S	0	0	-	0	0	Oct 23	Ind	p	2	32	16.0	27	0		
Oct 30	@ Hou	p	1	12	12.0	12	0	Oct 30	@ Hou	S	0	0	-	0	0		
Nov 6	@ KC	p	1	-4	-4.0	-4	0	Nov 6	@ KC	S	0	0	-	0	0		
Nov 13	Den	p	1	6	6.0	6	0	Nov 13	Den	p	0	0	-	0	0		
Nov 17	@ GB	p	1	14	14.0	14t	1	Nov 17	@ GB	p	0	0	-	0	0		
Nov 27	Cin	p	3	3	1.0	6	0	Nov 27	Cin	p	0	0	-	0	0		
Dec 4	@ Phi	p	2	14	7.0	10	0	Dec 4	@ Phi	IA	0	0	-	0	0		
Dec 11	Jax	p	0	0	-	0	0	Dec 11	Jax	IR	0	0	-	0	0		
Dec 18	@ LAC	IR	0	0	-	0	0	Dec 18	@ LAC	IR	0	0	-	0	0		
Dec 24	Hou	IR	0	0	-	0	0	Dec 24	Hou	IR	0	0	-	0	0		
Dec 29	Dal	IR	0	0	-	0	0	Dec 29	Dal	IR	0	0	-	0	0		
Jan 7	@ Jax	IR	0	0	-	0	0	Jan 7	@ Jax	IR	0	0	-	0	0		
2022 Totals		12 / 1	21	177	8.4	31	4	2022 Totals		11 / 3	0	0	-	0	0		

CODY HOLLISTER (WR)

2022 TENNESSEE TITANS INDIVIDUAL GAME-BY-GAME RECEIVING STATISTICS

AUSTIN HOOPER (TE)								CHIG OKONKWO (TE)							
RECEIVING								RECEIVING							
Date	Opp	GP / GS	No	Yds	Avg	Lg	TD	Date	Opp	GP / GS	No	Yds	Avg	Lg	TD
Sept 11	NYG	p	1	6	6.0	6	0	Sept 11	NYG	p	1	11	11.0	11	0
Sept 19	@ Buf	p	1	19	19.0	19	0	Sept 19	@ Buf	p	0	0	-	0	0
Sept 25	LV	p	2	19	9.5	11	0	Sept 25	LV	p	0	0	-	0	0
Oct 2	@ Ind	p	1	4	4.0	4	0	Oct 2	@ Ind	S	3	38	12.7	23	1
Oct 9	@ Was	p	1	7	7.0	7	0	Oct 9	@ Was	p	0	0	-	0	0
Oct 23	Ind	p	3	56	18.7	23	0	Oct 23	Ind	S	0	0	-	0	0
Oct 30	@ Hou	p	1	5	5.0	5	0	Oct 30	@ Hou	p	1	3	3.0	3	0
Nov 6	@ KC	S	2	34	17.0	18	0	Nov 6	@ KC	S	1	48	48.0	48	0
Nov 13	Den	p	5	41	8.2	17	0	Nov 13	Den	S	1	41	41.0	41	0
Nov 17	@ GB	p	4	36	9.0	16t	2	Nov 17	@ GB	S	1	31	31.0	31	0
Nov 27	Cin	p	3	30	10.0	12	0	Nov 27	Cin	p	3	35	11.7	17	0
Dec 4	@ Phi	S	3	22	7.3	9	0	Dec 4	@ Phi	p	4	68	17.0	41	0
Dec 11	Jax	p	5	68	13.6	24	0	Dec 11	Jax	p	6	45	7.5	15	1
Dec 18	@ LAC	p	2	33	16.5	17	0	Dec 18	@ LAC	S	4	54	13.5	28	0
Dec 24	Hou	p	2	20	10.0	15	0	Dec 24	Hou	p	1	10	10.0	10	0
Dec 29	Dal	p	1	6	6.0	6	0	Dec 29	Dal	S	3	24	8.0	12	0
Jan 7	@ Jax	p	4	38	9.5	14	0	Jan 7	@ Jax	S	3	42	14.0	21t	1
2022 Totals		17 / 2	41	444	10.8	24	2	2022 Totals		17 / 8	32	450	14.1	48	3

KYLE PHILIPS (WR)								GEOFF SWAIM (TE)							
RECEIVING								RECEIVING							
Date	Opp	GP / GS	No	Yds	Avg	Lg	TD	Date	Opp	GP / GS	No	Yds	Avg	Lg	TD
Sept 11	NYG	p	6	66	11.0	21	0	Sept 11	NYG	S	3	19	6.3	9	0
Sept 19	@ Buf	p	1	5	5.0	5	0	Sept 19	@ Buf	S	0	0	-	0	0
Sept 25	LV	IA	0	0	-	0	0	Sept 25	LV	S	3	19	6.3	13	1
Oct 2	@ Ind	p	0	0	-	0	0	Oct 2	@ Ind	S	0	0	-	0	0
Oct 9	@ Was	p	1	7	7.0	7	0	Oct 9	@ Was	S	1	5	5.0	5	0
Oct 23	Ind	IA	0	0	-	0	0	Oct 23	Ind	p	0	0	-	0	0
Oct 30	@ Hou	IR	0	0	-	0	0	Oct 30	@ Hou	S	0	0	-	0	0
Nov 6	@ KC	IR	0	0	-	0	0	Nov 6	@ KC	S	0	0	-	0	0
Nov 13	Den	IR	0	0	-	0	0	Nov 13	Den	S	0	0	-	0	0
Nov 17	@ GB	IR	0	0	-	0	0	Nov 17	@ GB	p	1	3	3.0	3	0
Nov 27	Cin	IR	0	0	-	0	0	Nov 27	Cin	S	0	0	-	0	0
Dec 4	@ Phi	IR	0	0	-	0	0	Dec 4	@ Phi	S	1	4	4.0	4	0
Dec 11	Jax	IR	0	0	-	0	0	Dec 11	Jax	p	0	0	-	0	0
Dec 18	@ LAC	IR	0	0	-	0	0	Dec 18	@ LAC	S	0	0	-	0	0
Dec 24	Hou	IR	0	0	-	0	0	Dec 24	Hou	S	1	-1	-1.0	-1	0
Dec 29	Dal	IR	0	0	-	0	0	Dec 29	Dal	p	1	4	4.0	4	0
Jan 7	@ Jax	IR	0	0	-	0	0	Jan 7	@ Jax	S	1	5	5.0	5	0
2022 Totals		4 / 0	8	78	9.8	21	0	2022 Totals		17 / 13	12	58	4.8	13	1

NICK WESTBROOK-IKHINE (WR)								ROBERT WOODS (WR)							
RECEIVING								RECEIVING							
Date	Opp	GP / GS	No	Yds	Avg	Lg	TD	Date	Opp	GP / GS	No	Yds	Avg	Lg	TD
Sept 11	NYG	S	1	13	13.0	13	0	Sept 11	NYG	S	1	13	13.0	13	0
Sept 19	@ Buf	S	1	13	13.0	13	0	Sept 19	@ Buf	S	4	39	9.8	17	0
Sept 25	LV	S	3	40	13.3	15	0	Sept 25	LV	S	4	85	21.3	41	0
Oct 2	@ Ind	p	0	0	-	0	0	Oct 2	@ Ind	p	4	30	7.5	10	1
Oct 9	@ Was	S	2	72	36.0	61	0	Oct 9	@ Was	S	4	37	9.3	13	0
Oct 23	Ind	S	0	0	-	0	0	Oct 23	Ind	S	3	26	8.7	13	0
Oct 30	@ Hou	S	0	0	-	0	0	Oct 30	@ Hou	S	2	26	13.0	16	0
Nov 6	@ KC	p	0	0	-	0	0	Nov 6	@ KC	p	0	0	-	0	0
Nov 13	Den	S	5	119	23.8	63t	2	Nov 13	Den	S	2	10	5.0	6	0
Nov 17	@ GB	S	2	28	14.0	19	0	Nov 17	@ GB	S	6	69	11.5	32	0
Nov 27	Cin	S	4	58	14.5	25	0	Nov 27	Cin	S	2	16	8.0	10	0
Dec 4	@ Phi	p	1	4	4.0	4	0	Dec 4	@ Phi	S	1	6	6.0	6	0
Dec 11	Jax	S	3	23	7.7	13	1	Dec 11	Jax	S	5	49	9.8	18	0
Dec 18	@ LAC	S	0	0	-	0	0	Dec 18	@ LAC	S	2	12	6	8	0
Dec 24	Hou	S	2	23	11.5	14	0	Dec 24	Hou	S	4	30	7.5	10	0
Dec 29	Dal	S	1	4	4.0	4	0	Dec 29	Dal	S	5	39	7.8	10	1
Jan 7	@ Jax	p	0	0	-	0	0	Jan 7	@ Jax	S	4	40	10.0	13	0
2022 Totals		17 / 13	25	397	15.9	63t	3	2022 Totals		17 / 15	53	527	9.9	41	2

Other receivers: **M. Kinsey** (1 for 3 yards vs. IND, 10/23), **C. Board** (1 for 6 yards at PHI, 12/4),

R. McMath (1 for 1 yard at LAC, 12/18) (1 for 39 yards vs. DAL, 12/29), **J. Ward** (1 for 4 yards vs. DAL, 12/29)(1 for 3 yards at JAX, 1/7)

2022 TENNESSEE TITANS INDIVIDUAL GAME-BY-GAME PUNTING

RYAN STONEHOUSE (P)

Date	Opp	GP / GS	PUNTING										
			No.	Yds	Avg	Ret	Yds	R Avg	TB	In	Lg	Blk	Net
Sept 11	NYG	p	6	342	57.0	5	62	12.4	0	3	66	0	46.7
Sept 19	@ Buf	p	6	333	55.5	4	41	10.3	1	2	66	0	45.3
Sept 25	LV	p	3	181	60.3	1	13	13.0	1	2	70	0	49.3
Oct 2	@ Ind	p	4	211	52.8	2	20	10.0	0	0	57	0	47.8
Oct 9	@ Was	p	8	416	52.0	5	29	5.8	0	4	66	0	48.4
Oct 23	Ind	p	3	164	54.7	3	47	15.7	0	0	58	0	39.0
Oct 30	@ Hou	p	5	242	48.4	3	18	6.0	1	4	57	0	40.8
Nov 6	@ KC	p	8	390	48.8	5	59	11.8	0	2	63	0	41.4
Nov 13	Den	p	8	432	54.0	3	14	4.7	2	3	74	0	47.3
Nov 17	@ GB	p	3	152	50.7	3	42	14	0	1	59	0	36.7
Nov 27	Cin	p	5	269	53.8	2	10	5.0	2	2	71	0	43.8
Dec 4	@ Phi	p	7	401	57.3	6	105	17.5	0	1	62	0	42.3
Dec 11	Jax	p	3	150	50.0	3	20	6.7	0	0	53	0	43.3
Dec 18	@ LAC	p	7	392	56.0	4	53	13.3	1	4	68	0	45.6
Dec 24	Hou	p	6	301	50.2	5	41	8.2	0	1	61	0	43.3
Dec 29	Dal	p	5	237	47.4	3	29	9.7	1	1	55	0	37.6
Jan 7	@ Jax	p	3	166	55.3	2	33	16.5	0	0	60	0	44.3
2022 Totals		17 / 0	90	4,779	53.1	59	636	10.8	9	30	74	0	44.0

Other Punters: (none)

2022 INDIVIDUAL GAME-BY-GAME PUNT AND KICKOFF RETURNS

C.J. BOARD (WR)													
Date	Opp	GP / GS	PUNT RETURNS						KICKOFF RETURNS				
			No	FC	Yds	Avg	Lg	TD	No	Yds	Avg	Lg	TD
Oct 23	Ind	PS	0	0	0	-	0	0	0	0	-	0	0
Oct 30	@ Hou	PS	0	0	0	-	0	0	0	0	-	0	0
Nov 6	@ KC	PS	0	0	0	-	0	0	0	0	-	0	0
Nov 13	Den	p	4	3	51	12.8	17	0	0	0	-	0	0
Nov 17	@ GB	p	2	0	12	6.0	9	0	0	0	-	0	0
Nov 27	Cin	p	4	1	42	10.5	13	0	1	20	20.0	20	0
Dec 4	@ Phi	p	4	1	42	10.5	19	0	3	62	20.7	22	0
Dec 11	Jax	IA	0	0	0	-	0	0	0	0	-	0	0
Dec 18	@ LAC	IR	0	0	0	-	0	0	0	0	-	0	0
Dec 24	Hou	IR	0	0	0	-	0	0	0	0	-	0	0
Dec 29	Dal	IR	0	0	0	-	0	0	0	0	-	0	0
Jan 7	@ Jax	IR	0	0	0	-	0	0	0	0	-	0	0
2022 Totals		4 / 0	14	5	147	10.5	19	0	4	82	20.5	22	0

JULIUS CHESTNUT (RB)													
Date	Opp	GP / GS	PUNT RETURNS						KICKOFF RETURNS				
			No	FC	Yds	Avg	Lg	TD	No	Yds	Avg	Lg	TD
Sept 11	NYG	IA	0	0	0	-	0	0	0	0	-	0	0
Sept 19	@ Buf	IA	0	0	0	-	0	0	0	0	-	0	0
Sept 25	LV	IA	0	0	0	-	0	0	0	0	-	0	0
Oct 2	@ Ind	PS	0	0	0	-	0	0	0	0	-	0	0
Oct 9	@ Was	PS	0	0	0	-	0	0	0	0	-	0	0
Oct 23	Ind	PS	0	0	0	-	0	0	0	0	-	0	0
Oct 30	@ Hou	PS	0	0	0	-	0	0	0	0	-	0	0
Nov 6	@ KC	PS	0	0	0	-	0	0	0	0	-	0	0
Nov 13	Den	PS	0	0	0	-	0	0	0	0	-	0	0
Nov 17	@ GB	PS	0	0	0	-	0	0	0	0	-	0	0
Nov 27	Cin	PS	0	0	0	-	0	0	0	0	-	0	0
Dec 4	@ Phi	p	0	0	0	-	0	0	0	0	-	0	0
Dec 11	Jax	p	0	0	0	-	0	0	2	53	26.5	33	0
Dec 18	@ LAC	p	0	0	0	-	0	0	1	6	6.0	6	0
Dec 24	Hou	p	0	0	0	-	0	0	4	85	21.3	28	0
Dec 29	Dal	p	0	0	0	-	0	0	1	25	25.0	25	0
Jan 7	@ Jax	p	0	0	0	-	0	0	2	46	23.0	24	0
2022 Totals		6 / 0	0	0	0	-	0	0	10	215	21.5	33	0

HASSAN HASKINS (RB)													
Date	Opp	GP / GS	PUNT RETURNS						KICKOFF RETURNS				
			No	FC	Yds	Avg	Lg	TD	No	Yds	Avg	Lg	TD
Sept 11	NYG	p	0	0	0	-	0	0	0	0	-	0	0
Sept 19	@ Buf	p	0	0	0	-	0	0	2	40	20.0	20	0
Sept 25	LV	p	0	0	0	-	0	0	1	29	29.0	29	0
Oct 2	@ Ind	p	0	0	0	-	0	0	4	105	26.3	37	0
Oct 9	@ Was	p	0	0	0	-	0	0	0	0	-	0	0
Oct 23	Ind	p	0	0	0	-	0	0	2	45	22.5	28	0
Oct 30	@ Hou	p	0	0	0	-	0	0	1	17	17.0	17	0
Nov 6	@ KC	p	0	0	0	-	0	0	4	72	18.0	22	0
Nov 13	Den	p	0	0	0	-	0	0	1	17	17.0	17	0
Nov 17	@ GB	p	0	0	0	-	0	0	4	89	22.3	27	0
Nov 27	Cin	p	0	0	0	-	0	0	0	0	-	0	0
Dec 4	@ Phi	IA	0	0	0	-	0	0	0	0	-	0	0
Dec 11	Jax	IA	0	0	0	-	0	0	0	0	-	0	0
Dec 18	@ LAC	p	0	0	0	-	0	0	0	0	-	0	0
Dec 24	Hou	p	0	0	0	-	0	0	0	0	-	0	0
Dec 29	Dal	S	0	0	0	-	0	0	0	0	-	0	0
Jan 7	@ Jax	p	0	0	0	-	0	0	0	0	-	0	0
2022 Totals		15 / 1	0	0	0	-	0	0	19	414	21.8	37	0

DONTRELL HILLIARD (RB)													
Date	Opp	GP / GS	PUNT RETURNS						KICKOFF RETURNS				
			No	FC	Yds	Avg	Lg	TD	No	Yds	Avg	Lg	TD
Sept 11	NYG	p	0	0	0	-	0	0	0	0	-	0	0
Sept 19	@ Buf	IA	0	0	0	-	0	0	0	0	-	0	0
Sept 25	LV	p	0	0	0	-	0	0	0	0	-	0	0
Oct 2	@ Ind	p	0	0	0	-	0	0	0	0	-	0	0
Oct 9	@ Was	p	0	0	0	-	0	0	0	0	-	0	0
Oct 23	Ind	S	0	0	0	-	0	0	0	0	-	0	0
Oct 30	@ Hou	p	0	0	0	-	0	0	0	0	-	0	0
Nov 6	@ KC	p	0	0	0	-	0	0	0	0	-	0	0
Nov 13	Den	p	0	0	0	-	0	0	0	0	-	0	0
Nov 17	@ GB	p	0	0	0	-	0	0	0	0	-	0	0
Nov 27	Cin	p	0	0	0	-	0	0	0	0	-	0	0
Dec 4	@ Phi	p	0	0	0	-	0	0	0	0	-	0	0
Dec 11	Jax	p	2	0	4	2	4	0	1	23	23.0	23	0
Dec 18	@ LAC	IR	0	0	0	-	0	0	0	0	-	0	0
Dec 24	Hou	IR	0	0	0	-	0	0	0	0	-	0	0
Dec 29	Dal	IR	0	0	0	-	0	0	0	0	-	0	0
Jan 7	@ Jax	IR	0	0	0	-	0	0	0	0	-	0	0
2022 Totals		12 / 1	2	0	4	2.0	4	0	1	23	23.0	23	0

2022 INDIVIDUAL GAME-BY-GAME PUNT AND KICKOFF RETURNS

MASON KINSEY (WR)

Date	Opp	GP / GS	PUNT RETURNS						KICKOFF RETURNS				
			No	FC	Yds	Avg	Lg	TD	No	Yds	Avg	Lg	TD
Sept 11	NYG	PS	0	0	0	-	0	0	0	0	-	0	0
Sept 19	@ Buf	PS	0	0	0	-	0	0	0	0	-	0	0
Sept 25	LV	PS	0	0	0	-	0	0	0	0	-	0	0
Oct 2	@ Ind	PS	0	0	0	-	0	0	0	0	-	0	0
Oct 9	@ Was	PS	0	0	0	-	0	0	0	0	-	0	0
Oct 23	Ind	p	0	0	0	-	0	0	0	0	-	0	0
Oct 30	@ Hou	PS	0	0	0	-	0	0	0	0	-	0	0
Nov 6	@ KC	PS	0	0	0	-	0	0	0	0	-	0	0
Nov 13	Den	PS	0	0	0	-	0	0	0	0	-	0	0
Nov 17	@ GB	PS	0	0	0	-	0	0	0	0	-	0	0
Nov 27	Cin	PS	0	0	0	-	0	0	0	0	-	0	0
Dec 4	@ Phi	PS	0	0	0	-	0	0	0	0	-	0	0
Dec 11	Jax	PS	0	0	0	-	0	0	0	0	-	0	0
Dec 18	@ LAC	p	2	3	0	0.0	0	0	0	0	-	0	0
Dec 24	Hou	PS	0	0	0	-	0	0	0	0	-	0	0
Dec 29	Dal	PS	0	0	0	-	0	0	0	0	-	0	0
Jan 7	@ Jax	PS	0	0	0	-	0	0	0	0	-	0	0
2022 Totals		2 / 0	2	3	0	0.0	0	0	0	0	-	0	0

KYLE PHILLIPS (WR)

Date	Opp	GP / GS	PUNT RETURNS						KICKOFF RETURNS				
			No	FC	Yds	Avg	Lg	TD	No	Yds	Avg	Lg	TD
Sept 11	NYG	p	4	2	62	15.5	46	0	0	0	-	0	0
Sept 19	@ Buf	p	1	0	0	0.0	0	0	0	0	-	0	0
Sept 25	LV	IA	0	0	0	-	0	0	0	0	-	0	0
Oct 2	@ Ind	p	0	0	0	-	0	0	0	0	-	0	0
Oct 9	@ Was	p	0	0	0	-	0	0	0	0	-	0	0
Oct 23	Ind	IA	0	0	0	-	0	0	0	0	-	0	0
Oct 30	@ Hou	IR	0	0	0	-	0	0	0	0	-	0	0
Nov 6	@ KC	IR	0	0	0	-	0	0	0	0	-	0	0
Nov 13	Den	IR	0	0	0	-	0	0	0	0	-	0	0
Nov 17	@ GB	IR	0	0	0	-	0	0	0	0	-	0	0
Nov 27	Cin	IR	0	0	0	-	0	0	0	0	-	0	0
Dec 4	@ Phi	IR	0	0	0	-	0	0	0	0	-	0	0
Dec 11	Jax	IR	0	0	0	-	0	0	0	0	-	0	0
Dec 18	@ LAC	IR	0	0	0	-	0	0	0	0	-	0	0
Dec 24	Hou	IR	0	0	0	-	0	0	0	0	-	0	0
Dec 29	Dal	IR	0	0	0	-	0	0	0	0	-	0	0
Jan 7	@ Jax	IR	0	0	0	-	0	0	0	0	-	0	0
2022 Totals		4 / 0	5	2	62	12.4	46	0	0	0	-	0	0

ROBERT WOODS (WR)

Date	Opp	GP / GS	PUNT RETURNS						KICKOFF RETURNS				
			No	FC	Yds	Avg	Lg	TD	No	Yds	Avg	Lg	TD
Sept 11	NYG	S	0	0	0	-	0	0	0	0	-	0	0
Sept 19	@ Buf	S	0	1	0	-	0	0	0	0	-	0	0
Sept 25	LV	S	1	1	21	21.0	21	0	0	0	-	0	0
Oct 2	@ Ind	p	0	1	0	-	0	0	0	0	-	0	0
Oct 9	@ Was	S	1	1	0	0.0	0	0	0	0	-	0	0
Oct 23	Ind	S	0	1	0	-	0	0	0	0	-	0	0
Oct 30	@ Hou	S	4	3	40	10.0	16	0	0	0	-	0	0
Nov 6	@ KC	p	2	2	11	5.5	11	0	0	0	-	0	0
Nov 13	Den	S	0	0	0	-	0	0	0	0	-	0	0
Nov 17	@ GB	S	0	0	0	-	0	0	0	0	-	0	0
Nov 27	Cin	S	0	0	0	-	0	0	0	0	-	0	0
Dec 4	@ Phi	S	0	0	0	-	0	0	0	0	-	0	0
Dec 11	Jax	S	0	0	0	-	0	0	0	0	-	0	0
Dec 18	@ LAC	S	0	0	0	-	0	0	0	0	-	0	0
Dec 24	Hou	S	2	1	16	8.0	10	0	0	0	-	0	0
Dec 29	Dal	S	0	2	0	-	0	0	0	0	-	0	0
Jan 7	@ Jax	S	1	1	2	2.0	2	0	0	0	-	0	0
2022 Totals		17 / 15	11	14	90	8.2	21	0	0	0	-	0	0

Other Returns **A. Hooker** (1 FC Punt; Fumbled at BUF, 9/20)

T. Cannon (2 Kick returns for 33 yards vs. NYG, 9/11)

J. Thompson (1 Punt return for 0 yards vs. JAX, 12/11)

J. Ward (1 Kick return for 25 yards at JAX, 1/7)

2022 TENNESSEE TITANS INDIVIDUAL GAME-BY-GAME DEFENSIVE STATISTICS

DEMARCUS WALKER (DL)

Date	Opp	GP / GS	TACKLES . . .							INTERCEPTIONS . . .					FUMBLES . . .			SpT
			Tot	Solo	Asst	Sk	Yds	QBP	TFL	No	Yds	Lg	TD	PD	FF	FR	Yds	
Sept 11	NYG	S	1	1	0	0.0	0.0	0	0	0	0	0	0	0	0	0	0	0
Sept 19	@ Buf	S	4	3	1	0.0	0.0	0	0	0	0	0	0	0	0	0	0	0
Sept 25	LV	S	2	1	1	0.0	0.0	2	0	0	0	0	0	0	0	0	0	0
Oct 2	@ Ind	p	0	0	0	0.0	0.0	0	0	0	0	0	0	0	0	0	0	0
Oct 9	@ Was	p	0	0	0	0.0	0.0	0	0	0	0	0	0	0	0	0	0	0
Oct 23	Ind	p	0	0	0	0.0	0.0	2	0	0	0	0	0	0	0	0	0	0
Oct 30	@ Hou	S	2	2	0	1.0	9.0	1	1	0	0	0	0	0	0	0	0	0
Nov 6	@ KC	p	2	1	1	1.0	7.0	3	1	0	0	0	0	0	0	0	0	0
Nov 13	Den	p	3	1	2	1.5	10.0	6	1	0	0	0	0	0	0	0	0	0
Nov 17	@ GB	S	1	1	0	0.0	0.0	2	0	0	0	0	0	0	0	0	0	0
Nov 27	Cin	p	2	2	0	1.0	4.0	3	2	0	0	0	0	0	0	0	0	0
Dec 4	@ Phi	p	1	0	1	0.0	0.0	0	0	0	0	0	0	0	0	0	0	0
Dec 11	Jax	p	2	2	0	0.0	0.0	1	1	0	0	0	0	0	0	0	0	0
Dec 18	@ LAC	p	5	4	1	2.0	13.0	4	2	0	0	0	0	0	0	0	0	0
Dec 24	Hou	p	2	2	0	0.0	0.0	1	1	0	0	0	0	0	0	0	0	0
Dec 29	Dal	S	5	3	2	0.5	4.0	2	1	0	0	0	0	0	0	0	0	0
Jan 7	@ Jax	p	0	0	0	0.0	0.0	2	0	0	0	0	0	0	0	0	0	0
2022 Totals		17 / 6	32	23	9	7.0	47.0	29	10	0	0	0	0	0	0	0	0	0

RASHAD WEAVER (OLB)

Date	Opp	GP / GS	TACKLES . . .							INTERCEPTIONS . . .					FUMBLES . . .			SpT
			Tot	Solo	Asst	Sk	Yds	QBP	TFL	No	Yds	Lg	TD	PD	FF	FR	Yds	
Sept 11	NYG	p	4	3	1	2.0	7.0	3	2	0	0	0	0	0	0	0	0	0
Sept 19	@ Buf	p	0	0	0	0.0	0.0	1	0	0	0	0	0	0	0	0	0	0
Sept 25	LV	S	2	2	0	1.0	7.0	4	1	0	0	0	0	0	0	0	0	0
Oct 2	@ Ind	p	2	2	0	1.0	4.0	3	1	0	0	0	0	0	1	0	0	0
Oct 9	@ Was	S	1	1	0	0.0	0.0	1	0	0	0	0	0	1	0	0	0	0
Oct 23	Ind	p	1	0	1	0.0	0.0	1	0	0	0	0	0	0	0	0	0	0
Oct 30	@ Hou	IA	0	0	0	0.0	0.0	0	0	0	0	0	0	0	0	0	0	0
Nov 6	@ KC	p	0	0	0	0.0	0.0	5	0	0	0	0	0	0	0	0	0	0
Nov 13	Den	p	2	1	1	1.5	9.0	8	0	0	0	0	0	1	1	0	0	0
Nov 17	@ GB	p	0	0	0	0.0	0.0	3	0	0	0	0	0	0	0	0	0	0
Nov 27	Cin	p	3	1	2	0.0	0.0	1	0	0	0	0	0	0	0	0	0	0
Dec 4	@ Phi	p	3	2	1	0.0	0.0	1	1	0	0	0	0	0	0	0	0	0
Dec 11	Jax	p	1	1	0	0.0	0.0	0	1	0	0	0	0	2	0	0	0	0
Dec 18	@ LAC	p	2	1	1	0.0	0.0	5	0	0	0	0	0	0	0	0	0	0
Dec 24	Hou	p	3	2	1	0.0	0.0	2	1	0	0	0	0	0	0	0	0	0
Dec 29	Dal	S	3	2	1	0.0	0.0	0	0	0	0	0	0	1	0	0	0	0
Jan 7	@ Jax	S	0	0	0	0.0	0.0	1	0	0	0	0	0	1	0	1	0	0
2022 Totals		16 / 4	27	18	9	5.5	27.0	39	7	0	0	0	0	6	2	1	0	0

Other Tackles: C. Jackson (1 tackle vs. NYG, 9/11), L. Murchison (1 tackle at HOU, 10/30), (1 tackle against PHI, 12/4)

Other Sacks: (none)

2022 TENNESSEE TITANS GAME-BY-GAME FIELD GOALS AND SCORING BY QUARTER

Date	Opp	TITANS						OPPONENTS							
		1ST	2ND	3RD	4TH	OT	TOTAL	TITANS FIELD GOALS	1ST	2ND	3RD	4TH	OT	TOTAL	OPPONENTS FG
Sept 11	NYG	7	6	7	0	0	20	R. Bullock (46, 23, 47WL)	0	0	13	8	0	21	None
Sept 19	@ Buf	7	0	0	0	0	7	None	7	10	24	0	0	41	T. Bass (49, 37)
Sept 25	LV	7	17	0	0	0	24	R. Bullock (48)	3	7	3	9	0	22	D. Carlson (21, 32, 35)
Oct 2	@ Ind	14	10	0	0	0	24	R. Bullock (44)	0	10	7	0	0	17	C. McLaughlin (27, 51WL)
Oct 9	@ Was	7	7	7	0	0	21	None	3	7	7	0	0	17	J. Slye (50)
Oct 23	Ind	3	10	0	6	0	19	R. Bullock (27, 28, 38, 48)	0	0	7	3	0	10	C. McLaughlin (50)
Oct 30	@ Hou	0	7	7	3	0	17	R. Bullock (48WR, 29)	0	3	0	7	0	10	K. Fairbairn (43)
Nov 6	@ KC	0	14	3	0	0	17	R. Bullock (44)	3	6	0	8	3	20	H. Butker (23, 47WR, 28)
Nov 13	Den	0	7	7	3	0	17	R. Bullock (35)	0	10	0	0	0	10	B. McManus (39)
Nov 17	@ GB	7	7	6	7	0	27	None	6	0	11	0	0	17	M. Crosby (39)
Nov 27	Cin	0	10	3	3	0	16	C. Shudak (33, 35WR, 24, 38)	0	10	3	7	0	20	E. McPherson (47, 38)
Dec 4	@ Phi	7	3	0	0	0	10	R. Bullock (36)	7	14	7	7	0	35	None
Dec 11	Jax	14	0	0	8	0	22	None	7	13	13	3	0	36	R. Patterson (37, 43, 33)
Dec 18	@ LAC	0	7	0	7	0	14	R. Bullock (51WR)	7	0	0	10	0	17	C. Dicker (43)
Dec 24	Hou	7	0	7	0	0	14	None	7	3	0	9	0	19	K. Fairbairn (25, 22)
Dec 29	Dal	0	6	7	0	0	13	R. Bullock (37, 29)	7	3	7	10	0	27	B. Maher (36, 45)
7-Jan	@ Jax	3	10	3	0	0	16	R. Bullock (51, 39, 41)	0	7	3	10	0	20	R. Patterson (26, 36)
2022 Totals		83	121	57	37	0	298		57	103	105	91	3	359	

2022 TENNESSEE TITANS GAME-BY-GAME SCORING

Game 1: Giants @ Titans, Sept. 11, 2022

Team	Qtr	Time	Play Description (Drive Plays-Yards, Time)	Giants	Titans
Titans	1	9:48	D.Hilliard 7 yd. pass from R.Tannehill (R.Bullock kick) (5-45, 3:00)	0	7
Titans	2	12:35	R.Bullock 46 yd. Field Goal (10-65, 4:34)	0	10
Titans	2	6:57	R.Bullock 23 yd. Field Goal (7-37, 3:03)	0	13
Giants	3	11:16	S.Barkley 4 yd. run (run failed) (4-90, 1:29)	6	13
Giants	3	8:48	S.Shepard 65 yd. pass from D.Jones (G.Gano kick) (2-64, 0:40)	13	13
Titans	3	2:54	D.Hilliard 23 yd. pass from R.Tannehill (R.Bullock kick) (9-75, 5:54)	13	20
Giants	4	1:06	C.Myarick 1 yd. pass from D.Jones (D.Jones-S.Barkley pass) (12-73, 4:21)	21	20

Game 2: Titans @ Bills, Sept. 20, 2022

Team	Qtr	Time	Play Description (Drive Plays-Yards, Time)	Titans	Bills
Bills	1	9:07	R.Gilliam 11 yd. pass from J.Allen (T.Bass kick) (12-75, 5:53)	0	7
Titans	1	5:23	D.Henry 2 yd. run (R.Bullock kick) (9-75, 3:44)	7	7
Bills	2	7:20	T.Bass 49 yd. Field Goal (6-51, 2:34)	7	10
Bills	2	1:00	S.Diqqs 4 yd. pass from J.Allen (T.Bass kick) (8-77, 4:10)	7	17
Bills	3	10:18	S.Diqqs 46 yd. pass from J.Allen (T.Bass kick) (7-80, 2:26)	7	24
Bills	3	7:32	T.Bass 37 yd. Field Goal (4-1, 0:50)	7	27
Bills	3	5:34	S.Diqqs 14 yd. pass from J.Allen (T.Bass kick) (4-51, 1:13)	7	34
Bills	3	3:49	M.Milano 43 yd. interception return (T.Bass kick)	7	41

Game 3: Raiders @ Titans, Sept. 25, 2022

Team	Qtr	Time	Play Description (Drive Plays-Yards, Time)	Raiders	Titans
Titans	1	7:22	G.Swalm 2 yd. pass from R.Tannehill (R.Bullock kick) (12-75, 7:38)	0	7
Raiders	1	2:19	D.Carlson 21 yd. Field Goal (9-72, 5:03)	3	7
Titans	2	14:25	D.Henry 1 yd. run (R.Bullock kick) (6-75, 2:54)	3	14
Raiders	2	9:44	D.Adams 5 yd. pass from D.Carr (D.Carlson kick) (7-75, 4:41)	10	14
Titans	2	4:55	R.Tannehill 1 yd. run (R.Bullock kick) (8-79, 4:49)	10	21
Titans	2	0:00	R.Bullock 48 yd. Field Goal (3-19, 0:21)	10	24
Raiders	3	6:57	D.Carlson 32 yd. Field Goal (14-61, 8:03)	13	24
Raiders	4	3:29	D.Carlson 35 yd. Field Goal (7-63, 2:39)	16	24
Raiders	4	1:14	M.Hollins 9 yd. pass from D.Carr (pass failed) (14-81, 1:43)	22	24

Game 4: Titans @ Colts, Oct. 2, 2022

Team	Qtr	Time	Play Description (Drive Plays-Yards, Time)	Titans	Colts
Titans	1	8:00	R.Woods 7 yd. pass from R.Tannehill (R.Bullock kick) (5-32, 2:47)	7	0
Titans	1	3:46	D.Henry 19 yd. run (R.Bullock kick) (6-75, 3:19)	14	0
Colts	2	13:25	C.McLaughlin 27 yd. Field Goal (11-66, 5:21)	14	3
Titans	2	9:39	R.Bullock 44 yd. Field Goal (9-41, 3:46)	17	3
Titans	2	7:40	C.Okonkwo 8 yd. pass from R.Tannehill (R.Bullock kick) (5-28, 1:54)	24	3
Colts	2	2:13	M.Alie-Cox 14 yd. pass from M.Ryan (C.McLaughlin kick) (9-75, 5:27)	24	10
Colts	3	7:26	M.Alie-Cox 7 yd. pass from M.Ryan (C.McLaughlin kick) (8-67, 5:09)	24	17

Game 5: Titans @ Commanders, Oct. 9, 2022

Team	Qtr	Time	Play Description (Drive Plays-Yards, Time)	Titans	Commanders
Titans	1	3:58	D.Hilliard 13 yd. pass from R.Tannehill (R.Bullock kick) (6-52, 2:32)	7	0
Commanders	1	0:26	J.Slye 50 yd. Field Goal (7-43, 3:32)	7	3
Commanders	2	13:56	D.Brown 75 yd. pass from C.Wentz (J.Slye kick) (1-75, 0:10)	7	10
Titans	2	0:17	D.Henry 1 yd. run (R.Bullock kick) (15-81, 6:57)	14	10
Commanders	3	4:36	D.Brown 30 yd. pass from C.Wentz (J.Slye kick) (6-80, 3:14)	14	17
Titans	3	1:03	D.Henry 1 yd. run (R.Bullock kick) (7-75, 3:33)	21	17

Game 6: Colts @ Titans, Oct. 23, 2022

Team	Qtr	Time	Play Description (Drive Plays-Yards, Time)	Colts	Titans
Titans	1	4:03	R.Bullock 27 yd. Field Goal (11-62, 5:32)	0	3
Titans	2	9:25	A.Adams 76 yd. interception return (R.Bullock kick)	0	10
Titans	2	1:57	R.Bullock 28 yd. Field Goal (8-52, 3:44)	0	13
Colts	3	4:07	P.Campbell 4 yd. pass from M.Ryan (C.McLaughlin kick) (12-58, 6:20)	7	13
Titans	4	13:47	R.Bullock 38 yd. Field Goal (11-55, 5:20)	7	16
Colts	4	8:31	C.McLaughlin 50 yd. Field Goal (6-24, 2:35)	10	16
Titans	4	4:47	R.Bullock 48 yd. Field Goal (9-41, 3:44)	10	19

Game 7: Titans @ Texans, Oct. 30, 2022

Team	Qtr	Time	Play Description (Extra Point) (Drive Info)	Titans	Texans
Texans	2	10:40	K.Fairbairn 43 yd. Field Goal (4--13, 1:11)	0	3
Titans	2	4:20	D.Henry 29 yd. run (R.Bullock kick) (3-37, 0:53)	7	3
Titans	3	6:31	D.Henry 1 yd. run (R.Bullock kick) (9-65, 6:19)	14	3
Titans	4	11:08	R.Bullock 29 yd. Field Goal (12-81, 7:16)	17	3
Texans	4	0:17	D.Pierce 3 yd. pass from D.Mills (K.Fairbairn kick) (12-90, 3:46)	17	10

Game 8: Titans @ Chiefs, Nov. 6, 2022

Team	Qtr	Time	Play Description (Drive Plays-Yards, Time)	Titans	Chiefs
Chiefs	1	6:47	H.Butker 23 yd. Field Goal (15-69, 8:13)	0	3
Chiefs	2	14:55	M.Hardman 7 yd. pass from P.Mahomes (kick failed, wl) (9-79, 4:30)	0	9
Titans	2	10:48	D.Henry 4 yd. run (R.Bullock kick) (7-74, 4:07)	7	9
Titans	2	5:24	D.Henry 1 yd. run (R.Bullock kick) (5-79, 2:50)	14	9
Titans	3	9:58	R.Bullock 44 yd. Field Goal (4-8, 1:29)	17	9
Chiefs	4	2:56	P.Mahomes 14 yd. run (P.Mahomes run) (13-93, 6:58)	17	17
Chiefs	5	4:04	H.Butker 28 yd. Field Goal (13-64, 5:56)	17	20

2022 TENNESSEE TITANS GAME-BY-GAME SCORING

Game 9: Broncos @ Titans, Nov. 14, 2022

Team	Qtr	Time	Play Description (Drive Plays-Yards, Time)	Broncos	Titans
Broncos	2	8:21	J.Virail 66 yd. pass from R.Wilson (B.McManus kick) (6-80, 3:00)	7	0
Broncos	2	2:23	B.McManus 39 yd. Field Goal (9-41, 3:55)	10	0
Titans	2	0:12	N.Westbrook-Ikhine 9 yd. pass from R.Tannehill (R.Bullock kick) (13-75, 2:11)	10	7
Titans	3	5:14	N.Westbrook-Ikhine 63 yd. pass from R.Tannehill (R.Bullock kick) (3-80, 1:39)	10	14
Titans	4	2:59	R.Bullock 35 yd. Field Goal (10-63, 3:52)	10	17

Game 10: Titans @ Packers, Nov. 17, 2022

Team	Qtr	Time	Play Description (Drive Plays-Yards, Time)	Titans	Packers
Titans	1	10:31	D.Hilliard 14 yd. pass from R.Tannehill (J.Lambo kick) (8-83, 4:29)	7	0
Packers	1	0:00	C.Watson 14 yd. pass from A.Rodgers (kick blocked) (11-78, 7:01)	7	6
Titans	2	0:32	D.Henry 4 yd. run (J.Lambo kick) (9-41, 2:49)	14	6
Packers	3	8:25	M.Crosby 39 yd. Field Goal (13-51, 6:35)	14	9
Titans	3	5:17	A.Hooper 3 yd. pass from D.Henry (kick failed, hru) (6-91, 3:08)	20	9
Packers	3	2:04	C.Watson 8 yd. pass from A.Rodgers (A.Rodgers-A.Jones pass) (7-69, 3:13)	20	17
Titans	4	14:55	A.Hooper 16 yd. pass from R.Tannehill (J.Lambo kick) (5-63, 2:09)	27	17

Game 11: Bengals @ Titans, Nov. 27, 2022

Team	Qtr	Time	Play Description (Drive Plays-Yards, Time)	Bengals	Titans
Titans	2	14:06	C.Shudak 33 yd. Field Goal (10-39, 4:01)	0	3
Bengals	2	11:30	E.McPherson 47 yd. Field Goal (7-47, 2:36)	3	3
Titans	2	11:15	T.Burks fumble recovery in end zone (C.Shudak kick) (1-75, 0:15)	3	10
Bengals	2	1:55	S.Perine 7 yd. run (E.McPherson kick) (9-92, 5:34)	10	10
Bengals	3	2:35	E.McPherson 38 yd. Field Goal (14-60, 5:19)	13	10
Titans	3	0:39	C.Shudak 24 yd. Field Goal (5-69, 1:56)	13	13
Bengals	4	13:42	T.Higgins 27 yd. pass from J.Burrow (E.McPherson kick) (6-75, 1:57)	20	13
Titans	4	6:07	C.Shudak 38 yd. Field Goal (12-55, 7:35)	20	16

Game 12: Titans @ Eagles, Dec. 4, 2022

Team	Qtr	Time	Play Description (Drive Plays-Yards, Time)	Titans	Eagles
Eagles	1	12:03	D.Smith 34 yd. pass from J.Hurts (J.Elliott kick) (7-75, 2:57)	0	7
Titans	1	2:47	T.Burks 25 yd. pass from R.Tannehill (R.Bullock kick) (10-71, 5:28)	7	7
Eagles	2	13:55	A.Brown 40 yd. pass from J.Hurts (J.Elliott kick) (7-85, 3:52)	7	14
Titans	2	3:28	R.Bullock 36 yd. Field Goal (10-69, 5:21)	10	14
Eagles	2	0:51	J.Hurts 2 yd. run (J.Elliott kick) (7-75, 2:37)	10	21
Eagles	3	12:07	A.Brown 29 yd. pass from J.Hurts (J.Elliott kick) (4-50, 1:22)	10	28
Eagles	4	11:27	M.Sanders 3 yd. run (J.Elliott kick) (16-68, 9:51)	10	35

Game 12: Jaguars @ Titans, Dec. 11, 2022

Team	Qtr	Time	Play Description (Drive Plays-Yards, Time)	Jaguars	Titans
Titans	1	9:09	D.Henry 3 yd. run (R.Bullock kick) (10-76, 5:51)	0	7
Jaguars	1	6:01	E.Engram 12 yd. pass from T.Lawrence (R.Patterson kick) (3-20, 0:45)	7	7
Titans	1	3:03	C.Okonkwo 10 yd. pass from R.Tannehill (R.Bullock kick) (6-75, 2:58)	7	14
Jaguars	2	8:52	R.Patterson 37 yd. Field Goal (7-35, 4:04)	10	14
Jaguars	2	3:10	R.Patterson 43 yd. Field Goal (10-46, 4:06)	13	14
Jaguars	2	0:11	Z.Jones 20 yd. pass from T.Lawrence (R.Patterson kick) (6-78, 1:38)	20	14
Jaguars	3	7:53	T.Lawrence 1 yd. run (R.Patterson kick) (12-72, 7:07)	27	14
Jaguars	3	3:07	E.Engram 21 yd. pass from T.Lawrence (pass failed) (5-63, 2:09)	33	14
Jaguars	4	10:52	R.Patterson 33 yd. Field Goal (6-16, 3:12)	36	14
Titans	4	7:15	N.Westbrook-Ikhine 2 yd. pass from R.Tannehill (R.Tannehill-C.Okonkwo pass) (10-64, 3:37)	36	22

Game 13: Titans @ Chargers, Dec. 18, 2022

Team	Qtr	Time	Play Description (Drive Plays-Yards, Time)	Titans	Chargers
Chargers	1	4:25	J.Kelley 1 yd. run (C.Dicker kick) (14-68, 8:11)	0	7
Titans	2	10:09	D.Henry 4 yd. run (R.Bullock kick) (6-63, 2:15)	7	7
Chargers	4	10:28	A.Ekeler 3 yd. run (C.Dicker kick) (6-59, 3:06)	7	14
Titans	4	0:48	R.Tannehill 1 yd. run (R.Bullock kick) (11-74, 2:09)	14	14
Chargers	4	0:04	C.Dicker 43 yd. Field Goal (6-52, 0:44)	14	17

Game 14: Texans @ Titans, Dec. 24, 2022

Team	Qtr	Time	Play Description (Drive Plays-Yards, Time)	Texans	Titans
Titans	1	8:48	D.Henry 48 yd. run (R.Bullock kick) (5-60, 3:09)	0	7
Texans	1	2:34	R.Burkhead fumble recovery in end zone (K.Fairbairn kick) (11-75, 6:14)	7	7
Texans	2	6:50	K.Fairbairn 25 yd. Field Goal (13-52, 8:10)	10	7
Titans	3	8:51	M.Willis 14 yd. run (R.Bullock kick) (6-52, 3:34)	10	14
Texans	4	7:25	K.Fairbairn 22 yd. Field Goal (10-54, 6:19)	13	14
Texans	4	2:52	B.Cooks 6 yd. pass from D.Mills (pass failed) (5-73, 2:15)	19	14

Game 15: Cowboys @ Titans, Dec. 29, 2022

Team	Qtr	Time	Play Description (Drive Plays-Yards, Time)	Cowboys	Titans
Cowboys	1	4:36	E.Elliott 1 yd. run (B.Maher kick) (10-60, 5:30)	7	0
Cowboys	2	14:56	B.Maher 36 yd. Field Goal (8-47, 3:41)	10	0
Titans	2	1:04	R.Bullock 37 yd. Field Goal (8-45, 2:29)	10	3
Titans	2	0:00	R.Bullock 29 yd. Field Goal (2-30, 0:13)	10	6
Cowboys	3	8:48	D.Schultz 6 yd. pass from D.Prescott (B.Maher kick) (10-89, 4:35)	17	6
Titans	3	2:04	R.Woods 7 yd. pass from J.Dobbs (R.Bullock kick) (14-71, 6:44)	17	13
Cowboys	4	11:58	D.Schultz 10 yd. pass from D.Prescott (B.Maher kick) (10-75, 5:06)	24	13
Cowboys	4	6:24	B.Maher 45 yd. Field Goal (7-53, 3:26)	27	13

Game 16: Titans @ Jaguars, Jan. 7, 2023

Team	Qtr	Time	Play Description (Drive Plays-Yards, Time)	Titans	Jaguars
Titans	1	1:23	R.Bullock 51 yd. Field Goal (17-51, 9:59)	3	0
Titans	2	5:32	C.Okonkwo 21 yd. pass from J.Dobbs (R.Bullock kick) (7-69, 3:52)	10	0
Jaguars	2	2:36	C.Kirk 25 yd. pass from T.Lawrence (R.Patterson kick) (6-50, 2:56)	10	7
Titans	2	0:00	R.Bullock 39 yd. Field Goal (11-50, 2:36)	13	7
Jaguars	3	10:09	R.Patterson 26 yd. Field Goal (12-64, 4:51)	13	10
Titans	3	6:02	R.Bullock 41 yd. Field Goal (10-45, 4:07)	16	10
Jaguars	4	14:49	R.Patterson 36 yd. Field Goal (4-7, 0:52)	16	13
Jaguars	4	2:51	J.Allen 37 yd. fumble return (R.Patterson kick)	16	20

TITANS-GIANTS: GAME SUMMARY



Week 1: Titans 20, Giants 21
 Sunday, Sept. 11, 2022 • 3:25 p.m. CT • Nissan Stadium



In Week 1 of the 2022 season, the Titans hosted the New York Giants and fell by a score of 21-20. Despite limiting the Giants to two third-down conversions on 10 attempts and racking up five sacks in the contest, Tennessee was unable to mount a late-game comeback.

The Titans got on the board on their opening possession with a five-play scoring drive that was jumpstarted by a 46-yard punt return by WR **Kyle Philips**. Tennessee began the possession at the Giants' 45-yard line, and QB **Ryan Tannehill** connected with WR **Treyton Burks** for a 20-yard pass before connecting with RB **Dontrell Hilliard** for a seven-yard score. Tennessee took an early 7-0 lead.

In the second quarter the Titans extended their lead. Tannehill tossed first-down passes to TE **Geoff Swaim**, Hilliard and WR **Nick Westbrook-Ikhine**, which put K **Randy Bullock** in position to successfully make a 46-yard field goal, 10-0 Titans. On the ensuing New York possession, Giants QB **Daniel Jones** was strip-sacked by DT **Jeffery Simmons**, and the ball was recovered by OLB **Bud Dupree** at the Giants' 42-yard line. Tennessee capitalized on the turnover with a 23-yard field goal, 13-0 Titans.

New York got on the board in the third quarter with help from Giants RB **Saquon Barkley** who contributed a 68-yard rush to flip field position. Ultimately, Barkley ran a four-yard touchdown into the end zone, but the extra point snap was botched and recovered by Tennessee, 13-6 Titans.

Later in the third quarter, New York tied the score 13-13 as Jones connected with Giants WR **Sterling Shepard** for a 65-yard touchdown. However, Tennessee responded on the ensuing possession with a 75-yard scoring drive. Aided by a 20-yard catch by Philips and a 27-yard gain by Burks, Tannehill was able to connect with Hilliard for a 23-yard score and a 20-13 Titans advantage.

New York took the lead in the fourth quarter as a 73-yard scoring drive culminated in a one-yard touchdown pass from Jones to Giants FB **Chris Myarick**. New York elected to go for two, and the conversion attempt was successful as Jones connected with Barkley on a shovel pass for a 21-20 lead with just over a minute remaining in regulation.

Tennessee rallied to attempt a game-winning score, taking the ball down into Giants territory, but Bullock's field goal attempt sailed wide left as the Titans fell at home.

SCORING

	1	2	3	4	Final
Giants	0	0	13	8	21
Tennessee	7	6	7	0	20

TEAM	SCORING PLAY	TIME
Titans	D.Hilliard 7 yd. pass from R.Tannehill (R.Bullock kick)	1-9:48
Titans	R.Bullock 46 yd. Field Goal	2-12:35
Titans	R.Bullock 23 yd. Field Goal	2-6:57
Giants	S.Barkley 4 yd. run (run failed)	3-11:16
Giants	S.Shepard 65 yd. pass from D.Jones (G.Gano kick)	3-8:48
Titans	D.Hilliard 23 yd. pass from R.Tannehill (R.Bullock kick)	3-2:54
Giants	C.Myarick 1 yd. pass from D.Jones (D.Jones-S.Barkley pass)	4-1:06

Missed FGs: R.Bullock 47WL
 Attendance: 67,805
 Time of Game: 3:00
 Weather: 75°, Cloudy, Wind WSW 9 mph
 Referee: Jerome Boger



TEAM STATISTICS

	Giants	Titans
TOTAL FIRST DOWNS	19	19
THIRD DOWN EFFICIENCY	2-10-20.0%	3-11-27.3%
FOURTH DOWN EFFICIENCY	1-1-100.0%	0-0-0.0%
TOTAL NET YARDS	394	359
Plays - Avg.	58-6.8	60-6.0
NET YARDS RUSHING	238	93
Rushes - Avg.	32-7.4	26-3.6
NET YARDS PASSING	156	266
Sacks - Yards Lost	5-32	1-0
PASS ATT-COMP-INT	21-17-1	33-20-0
PUNTS - Avg.	6-51.5	6-57.0
Net Punting Average	41.2	46.7
PUNT RETURNS - Yards	5-62	4-62
KICKOFF RETURNS - Yards	2-41	2-33
INTERCEPTIONS - Yards	0-0	1-0
PENALTIES Number and Yards	8-45	7-50
FUMBLES Number and Lost	2-1	2-1
TOUCHDOWNS	3	2
EXTRA POINTS Made-Attempts	2-3	2-2
RED ZONE EFFICIENCY	2-3-67%	2-3-67%
GOAL TO GO EFFICIENCY	2-2-100%	1-1-100%
SAFETIES	0	0
GIVEAWAYS	2	1
TAKEAWAYS	1	2
TIME OF POSSESSION	28:54	31:06

GIANTS STARTERS

OFFENSE		DEFENSE	
TE 82	D.Bellinger	DL 99	L.Williams
LT 78	A.Thomas	DL 97	D.Lawrence
LG 68	B.Bredeson	DE 93	N.Williams
C 76	J.Feliciano	OLB 53	O.Ximines
RG 64	M.Glowinski	OLB 55	J.Ward
RT 73	E.Neal	ILB 48	T.Crowder
WR 13	D.Sills	ILB 59	A.Calitro
WR 19	K.Golladay	CB 33	A.Robinson
QB 8	D.Jones	CB 22	A.Jackson
FB 85	C.Myarick	S 20	J.Love
RB 26	S.Barkley	S 29	X.McKinney

TITANS STARTERS

OFFENSE		DEFENSE	
TE 87	G.Swaim	DE 95	D.Walker
LT 77	T.Lewan	DT 98	J.Simmons
LG 55	A.Brewer	NT 93	T.Tart
C 60	B.Jones	OLB 92	O.Adeniyi
RG 64	N.Davis	LB 41	Z.Cunningham
RT 78	N.Petit-Frere	LB 51	D.Long
WR 15	N.Westbrook-Ikhine	OLB 48	B.Dupree
WR 2	R.Woods	CB 21	R.McCreary
QB 17	R.Tannehill	CB 26	K.Fulton
FB 44	T.Carter	S 37	A.Hooker
RB 22	D.Henry	S 31	K.Byard

GIANTS INDIVIDUAL STATISTICS

Rushing	Att	Yds	Avg	Lg	TD
S.Barkley	18	164	9.1	68	1
D.Jones	6	25	4.2	11	0
M.Breida	5	24	4.8	9	0
K.Toney	2	23	11.5	19	0
R.James	1	2	2.0	2	0
Total	32	238	7.4	68	1

Passing	Att	Cmp	Yds	TD	Lg	IN	Rt
D.Jones	21	17	188	2	65	1	115.9
Total	21	17	188	2	65	1	115.9

Receiving	No	Yds	Avg	Lg	TD
S.Barkley	6	30	5.0	7	0
R.James	5	59	11.8	16	0
S.Shepard	2	71	35.5	65	1
K.Golladay	2	22	11.0	15	0
W.Robinson	1	5	5.0	5	0
C.Myarick	1	1	1.0	1	1
Total	17	188	11.1	65	2

Interceptions	No	Yds	Avg	Lg	TD
None					

Leading Tacklers (Press Box Totals)
 T.Crowder 7-4-3; J.Ward 6-5-1; D.Holmes 6-5-1
Sacks: T.Fox 1
FF: None **FR:** None

TITANS INDIVIDUAL STATISTICS

Rushing	Att	Yds	Avg	Lg	TD
D.Henry	21	82	3.9	18	0
D.Hilliard	2	8	4.0	5	0
R.Tannehill	2	7	3.5	9	0
C.Okonkwo	1	-4	-4.0	-4	0
Total	26	93	3.6	18	0

Passing	Att	Cmp	Yds	TD	Lg	IN	Rt
R.Tannehill	33	20	266	2	31	0	106.4
Total	33	20	266	2	31	0	106.4

Receiving	No	Yds	Avg	Lg	TD
K.Philips	6	66	11.0	21	0
D.Hilliard	3	61	20.3	31	2
T.Burks	3	55	18.3	27	0
G.Swaim	3	19	6.3	9	0
C.Hollister	1	22	22.0	22	0
R.Woods	1	13	13.0	13	0
N.Westbrook-Ikhine	1	13	13.0	13	0
C.Okonkwo	1	11	11.0	11	0
A.Hooper	1	6	6.0	6	0
Total	20	266	13.3	31	2

Interceptions	No	Yds	Avg	Lg	TD
A.Hooker	1	0	0.0	0	0
Total	1	0	0.0	0	0

Leading Tacklers (Press Box Totals)
 K.Byard 12-8-4; D.Long 8-5-3; K.Fulton 6-5-1;
 Z.Cunningham 6-5-1
Sacks: J.Simmons 2; R.Weaver 2; B.Dupree 1
FF: K.Fulton 1; J.Simmons 1 **FR:** B.Dupree 1

TITANS-BILLS: GAME SUMMARY



Week 2: Titans 7, Bills 41

Monday, Sept. 19, 2022 • 7:15 p.m. ET • Highmark Stadium



In Week 2 of the 2022 season, the Titans traveled to Buffalo to face the Bills on Monday Night Football and fell by a score of 41-7.

Buffalo got on the board first on their opening drive as Bills QB **Josh Allen** guided his team on a 75-yard scoring drive that culminated in an 11-yard touchdown pass to Bills FB **Reggie Gilliam**, 7-0 Buffalo. The Titans responded on their opening drive with a touchdown of their own to tie the score. QB **Ryan Tannehill** connected with WR **Treyton Burks** for a 14-yard first down, with TE **Austin Hooper** for a 19-yard first down, and WR **Nick Westbrook-Ikhine** for a 13-yard pass. Facing a fourth-and-one at the Buffalo two-yard line, RB **Derrick Henry** took the handoff and plunged into the end zone for a two-yard score, 7-7.

In the second quarter, Buffalo strung together two scoring drives on consecutive possessions to make it a to make it a 17-7 score heading into halftime. First, the Tennessee defense forced Buffalo to settle for a field goal as Bills K **Tyler Bass** converted a 49-yard kick, 10-7. Then, facing a fourth-and-one at the Tennessee four-yard line, Allen connected with Bills WR **Stefon Diggs** for a four-yard score to make it 17-7.

On their first drive of the second half, Allen found Diggs in the end zone for a 46-yard touchdown to extend the lead, 24-7. Buffalo then added three more scores to put the game out of reach. After the Titans defense forced the Bills to punt, WR **Kyle Philips** muffed the punt return and it was recovered by Bills LB **Tyrel Dodson** to give Buffalo possession at the Tennessee 20-yard line. Buffalo capitalized on the turnover with a 37-yard field goal, 27-7. On the ensuing Titans possession, Tannehill's pass was tipped and intercepted by Bills S **Jordan Poyer** and the turnover gave Buffalo possession at the 50-yard line. Allen found Diggs in the end zone for the third time as a 14-yard touchdown made it a 34-7 game.

On the ensuing Tennessee possession, Tannehill threw a pick six to Bills LB **Matt Milano**, who returned the ball 43 yards for a score to make it 41-7. The deficit proved too large for the Titans to overcome as Tennessee fell on the road to Buffalo.

SCORING

	1	2	3	4	Final
Tennessee	7	0	0	0	7
Buffalo	7	10	24	0	41

TEAM	SCORING PLAY	TIME
Bills	R.Gilliam 11 yd. pass from J.Allen (T.Bass kick)	1-9:07
Titans	D.Henry 2 yd. run (R.Bullock kick)	1-5:23
Bills	T.Bass 49 yd. Field Goal	2-7:20
Bills	S.Diggs 4 yd. pass from J.Allen (T.Bass kick)	2-1:00
Bills	S.Diggs 46 yd. pass from J.Allen (T.Bass kick)	3-10:18
Bills	T.Bass 37 yd. Field Goal	3-7:32
Bills	S.Diggs 14 yd. pass from J.Allen (T.Bass kick)	3-5:34
Bills	M.Milano 43 yd. interception return (T.Bass kick)	3-3:49

Missed FGs: None

Attendance: 70,683

Time of Game: 3:15

Weather: 70°, Partly cloudy, Wind W 11 mph

Referee: Shawn Smith



TEAM STATISTICS

	Titans	Bills
TOTAL FIRST DOWNS	12	23
THIRD DOWN EFFICIENCY	4-12-33.3%	5-13-38.5%
FOURTH DOWN EFFICIENCY	1-1-100.0%	2-3-66.7%
TOTAL NET YARDS	187	414
Plays - Avg.	53-3.5	65-6.4
NET YARDS RUSHING	80	101
Rushes - Avg.	27-3.0	24-4.2
NET YARDS PASSING	107	313
Sacks - Yards Lost	2-16	1-4
PASS ATT-COMP-INT	24-12-2	40-26-0
PUNTS - Avg.	6-55.5	3-48.3
Net Punting Average	45.3	48.3
PUNT RETURNS - Yards	2-0	4-41
KICKOFF RETURNS - Yards	2-40	0-0
INTERCEPTIONS - Yards	0-0	2-43
PENALTIES Number and Yards	9-87	8-49
FUMBLES Number and Lost	3-2	0-0
TOUCHDOWNS	1	5
EXTRA POINTS Made-Attempts	1-1	5-5
RED ZONE EFFICIENCY	1-1-100%	3-5-60%
GOAL TO GO EFFICIENCY	0-0-0%	0-0-0%
SAFETIES	0	0
GIVEAWAYS	4	0
TAKEAWAYS	0	4
TIME OF POSSESSION	28:26	31:34

TITANS STARTERS

OFFENSE		DEFENSE	
WR 16	T.Burks	DT 98	J.Simmons
LT 77	T.Lewan	NT 93	T.Tart
LG 55	A.Brewer	DE 95	D.Walker
C 60	B.Jones	OLB 48	B.Dupree
RG 64	N.Davis	LB 51	D.Long
RT 78	N.Petit-Frere	LB 41	Z.Cunningham
TE 87	G.Swaim	CB 30	T.Avery
WR 15	N.Westbrook-Ikhine	CB 21	R.McCreary
QB 17	R.Tannehill	CB 3	C.Farley
WR 2	R.Woods	S 31	K.Byard
RB 22	D.Henry	S 37	A.Hooker

BILLS STARTERS

OFFENSE		DEFENSE	
TE 88	D.Knox	EDGE 50	G.Rousseau
LT 73	D.Dawkins	DT 97	J.Phillips
LG 76	R.Saffold	DT 92	D.Jones
C 60	M.Morse	EDGE 40	V.Miller
RG 71	R.Bates	WLB 58	M.Milano
RT 79	S.Brown	MLB 49	T.Edmunds
WR 14	S.Diggs	CB 7	T.Johnson
WR 6	I.McKenzie	CB 47	C.Benford
WR 15	J.Kumerow	CB 30	D.Jackson
QB 17	J.Allen	S 21	J.Poyer
RB 26	D.Singletery	S 23	M.Hyde

TITANS INDIVIDUAL STATISTICS

Rushing	Att	Yds	Avg	Lg	TD
H.Haskins	9	37	4.1	9	0
D.Henry	13	25	1.9	9	1
M.Willis	4	16	4.0	8	0
R.Tannehill	1	2	2.0	2	0
Total	27	80	3.0	9	1

Passing	Att	Cmp	Yds	TD	Lg	IN	Rt
R.Tannehill	20	11	117	0	19	2	32.7
M.Willis	4	1	6	0	6	0	39.6
Total	24	12	123	0	19	2	30.4

Receiving	No	Yds	Avg	Lg	TD
T.Burks	4	47	11.8	16	0
R.Woods	4	39	9.8	17	0
A.Hooper	1	19	19.0	19	0
N.Westbrook-Ikhine	1	13	13.0	13	0
K.Philips	1	5	5.0	5	0
H.Haskins	1	0	0.0	0	0
Total	12	123	10.3	19	0

Interceptions	No	Yds	Avg	Lg	TD
None					

Leading Tacklers (Press Box Totals)

R.McCreary 11-11-0; K.Byard 7-6-1;
Z.Cunningham 5-4-1

Sacks: D.Autry 1

FF: None

FR: None

BILLS INDIVIDUAL STATISTICS

Rushing	Att	Yds	Avg	Lg	TD
J.Cook	11	53	4.8	33	0
D.Singletery	6	19	3.2	16	0
Z.Moss	3	17	5.7	17	0
J.Allen	1	10	10.0	10	0
C.Keenum	3	2	0.7	4	0
Total	24	101	4.2	33	0

Passing	Att	Cmp	Yds	TD	Lg	IN	Rt
J.Allen	38	26	317	4	46	0	128.9
C.Keenum	2	0	0	0	0	0	39.6
Total	40	26	317	4	46	0	0122.6

Receiving	No	Yds	Avg	Lg	TD
S.Diggs	12	148	12.3	46	3
D.Knox	4	41	10.3	15	0
J.Kumerow	2	50	25.0	39	0
I.McKenzie	2	37	18.5	28	0
R.Gilliam	2	17	8.5	11	1
D.Singletery	2	2	1.0	1	0
J.Crowder	1	16	16.0	16	0
Q.Morris	1	6	6.0	6	0
Total	26	317	12.2	46	4

Interceptions

M.Milano 1 43 43.0 43 1
J.Poyer 1 0 0.0 0 0
Total 2 43 21.5 43 1

Leading Tacklers (Press Box Totals)

T.Johnson 4-4-0; G.Rousseau 4-3-1; J.Poyer 4-3-1;
K.Elam 4-3-1

Sacks: G.Rousseau 1; T.Edmunds 1

FF: None FR: C.Basham 1

TITANS-RAIDERS: GAME SUMMARY



Week 3: Titans 24, Raiders 22
Sunday, Sept. 25, 2022 • 12:00 p.m. CT • Nissan Stadium



In Week 3 of the 2022 season, the Titans hosted the Las Vegas Raiders and won by a score of 24-22. Tennessee's offense scored touchdowns on each of its first three drives, while the Titans' defense limited the Raiders to a single third-down conversion on 12 attempts.

Tennessee got on the board on its opening drive with a 75-play scoring possession. QB **Ryan Tannehill** connected with RB **Derrick Henry**, TE **Austin Hooper** and WR **Robert Woods** for first-down passes, before tossing a two-yard touchdown to TE **Geoff Swaim** to make it 7-0, Titans. Las Vegas then responded on its opening possession with a scoring drive as well. Raiders QB **Derek Carr** connected with Raiders WR **Mack Hollins** for a 20-yard gain to move the sticks, but Las Vegas was forced to settle for a 22-yard field goal to make it 7-3.

In the second quarter, Tennessee added another touchdown on a six-play scoring drive. Tannehill linked up with Woods for a 41-yard pass to give the Titans a first down at the Raiders' 14-yard line, and WR **Treyton Burks**' 13-yard catch then allowed Henry to rush a one-yard score into the end zone to make it 14-3, Titans. On the ensuing drive, Las Vegas tacked on another score with a 75-yard possession that culminated in a five-yard touchdown pass from Carr to Raiders WR **Davante Adams**, 14-10 Titans.

However, Tennessee added two more scores before halftime. First, Henry accounted for 40 rushing yards on a 79-yard scoring drive that resulted in a one-yard touchdown plunge by Tannehill, 21-10 Titans. Then, following a 21-yard punt return by Woods, the Titans' offense began a drive with 21 seconds remaining in the first half and were able to move into field goal range. K **Randy Bullock** converted a 48-yard kick to make it 24-10 Titans heading into halftime.

Las Vegas began the second half with the ball and with a score. Carr led the Raiders offense into the red zone, but Las Vegas was forced to settle for a field goal as Raiders K **Daniel Carlson** converted a 32-yard kick, 24-13 Titans.

In the fourth quarter, Las Vegas attempted a comeback but was stopped short. First,

Carlson added a 35-yard field goal to make it 24-16. Then, the Raiders put an 81-yard scoring drive together that resulted in a nine-yard touchdown pass from Carr to Hollins with one minute and 18 seconds remaining in regulation. However, the two-point conversion attempt failed as LB **Dylan Cole** tipped Carr's pass intended for Raiders TE **Darren Waller**, as the Titans preserved the lead and sealed a 24-22 victory at home.

SCORING

	1	2	3	4	Final
Las Vegas	3	7	3	9	22
Tennessee	7	17	0	0	24

TEAM	SCORING PLAY	TIME
Titans	G.Swaim 2 yd. pass from R.Tannehill (R.Bullock kick)	1-7:22
Raiders	D.Carlson 21 yd. Field Goal	1-2:19
Titans	D.Henry 1 yd. run (R.Bullock kick)	2-14:25
Raiders	D.Adams 5 yd. pass from D.Carr (D.Carlson kick)	2-9:44
Titans	R.Tannehill 1 yd. run (R.Bullock kick)	2-4:55
Titans	R.Bullock 48 yd. Field Goal	2-0:00
Raiders	D.Carlson 32 yd. Field Goal	3-6:57
Raiders	D.Carlson 35 yd. Field Goal	4-3:29
Raiders	M.Hollins 9 yd. pass from D.Carr (pass failed)	4-1:14

Missed FGs: None

Attendance: 68,649

Time of Game: 3:09

Weather: 77°, Cloudy, Wind W 5 mph

Referee: Brad Rogers



TEAM STATISTICS

	Raiders	Titans
TOTAL FIRST DOWNS	24	19
THIRD DOWN EFFICIENCY	1-12-8.3%	5-10-50.0%
FOURTH DOWN EFFICIENCY	3-3-100.0%	0-1-0.0%
TOTAL NET YARDS	396	361
Plays - Avg.	65-6.1	55-6.6
NET YARDS RUSHING	96	109
Rushes - Avg.	19-5.1	27-4.0
NET YARDS PASSING	300	252
Sacks - Yards Lost	1-7	1-12
PASS ATT-COMP-INT	45-27-1	27-19-1
PUNTS - Avg.	3-48.0	3-60.3
Net Punting Average	41.0	49.3
PUNT RETURNS - Yards	1-13	1-21
KICKOFF RETURNS - Yards	1-23	1-29
INTERCEPTIONS - Yards	1-13	1-24
PENALTIES Number and Yards	6-44	7-85
FUMBLES Number and Lost	1-0	1-0
TOUCHDOWNS	2	3
EXTRA POINTS Made-Attempts	1-2	3-3
RED ZONE EFFICIENCY	2-6-33%	3-3-100%
GOAL TO GO EFFICIENCY	2-2-100%	2-2-100%
SAFETIES	0	0
GIVEAWAYS	1	1
TAKEAWAYS	1	1
TIME OF POSSESSION	30:45	29:15

RAIDERS STARTERS

OFFENSE	DEFENSE
WR 10 M.Hollins	DE 55 C.Jones
TE 87 F.Moreau	DT 97 A.Billings
WR 17 D.Adams	DT 91 B.Nichols
LT 74 K.Miller	DE 98 M.Crosby
LG 64 A.Bars	SS 24 J.Abram
C 66 D.Parham	OLB 5 D.Deablo
RG 72 J.Elumunor	LB 50 J.Brown
RT 77 T.Munford	S 33 R.Teamer
TE 83 D.Waller	CB 26 R.Ya-Sin
QB 4 D.Carr	CB 39 N.Hobbs
RB 28 J.Jacobs	S 30 D.Harmon

TITANS STARTERS

OFFENSE	DEFENSE
WR 15 N.Westbrook-Ikhine	OLB 99 R.Weaver
FB 44 T.Carter	NT 93 T.Tart
LT 71 D.Daley	DT 98 J.Simmons
LG 55 A.Brewer	DE 95 D.Walker
C 60 B.Jones	ILB 51 D.Long
RG 64 N.Davis	ILB 41 Z.Cunningham
RT 78 N.Petit-Frere	OLB 59 D.Tuszka
TE 87 G.Swaim	CB 21 R.McCreary
WR 2 R.Woods	CB 26 K.Fulton
QB 17 R.Tannehill	S 31 K.Byard
RB 22 D.Henry	S 37 A.Hooker

RAIDERS INDIVIDUAL STATISTICS

Rushing	Att	Yds	Avg	Lg	TD
J.Jacobs	13	66	5.1	13	0
B.Bolden	3	17	5.7	12	0
D.Carr	2	17	8.5	11	0
D.Adams	1	-4	-4.0	-4	0
Total	19	96	5.1	13	0

Passing	Att	Cmp	Yds	TD	Lg	IN	Rt
D.Carr	44	26	303	2	60	1	85.7
M.Hollins	1	1	4	0	4	0	83.3
Total	45	27	307	2	60	1	86.1

Receiving	No	Yds	Avg	Lg	TD
M.Hollins	8	158	19.8	60	1
D.Adams	5	36	7.2	18	1
J.Jacobs	5	31	6.2	13	0
F.Moreau	3	44	14.7	22	0
D.Waller	3	22	7.3	17	0
B.Bolden	2	4	2.0	6	0
K.Cole	1	12	12.0	12	0
Total	27	307	11.4	60	2

Interceptions	No	Yds	Avg	Lg	TD
D.Harmon	1	13	13.0	13	0
Total	1	13	13.0	13	0

Leading Tacklers (Press Box Totals)

M.Crosby 9-5-4; D.Deablo 7-4-3; R.Ya-Sin 6-5-1

Sacks: M.Crosby 1

FF: M.Crosby 1

FR: None

TITANS INDIVIDUAL STATISTICS

Rushing	Att	Yds	Avg	Lg	TD
D.Henry	20	85	4.3	24	1
D.Hilliard	2	14	7.0	10	0
T.Burks	1	8	8.0	8	0
R.Tannehill	4	2	0.5	3	1
Total	27	109	4.0	24	2

Passing	Att	Cmp	Yds	TD	Lg	IN	Rt
R.Tannehill	27	19	264	1	41	1	98.4
Total	27	19	264	1	41	1	98.4

Receiving	No	Yds	Avg	Lg	TD
D.Henry	5	58	11.6	23	0
R.Woods	4	85	21.3	41	0
N.Westbrook-Ikhine	3	40	13.3	15	0
G.Swaim	3	19	6.3	13	1
A.Hooper	2	19	9.5	11	0
D.Hilliard	1	30	30.0	30	0
T.Burks	1	13	13.0	13	0
Total	19	264	13.9	41	1

Interceptions	No	Yds	Avg	Lg	TD
K.Byard	1	24	24.0	24	0
Total	1	24	24.0	24	0

Leading Tacklers (Press Box Totals)

R.McCreary 10-9-1; T.Mitchell 8-7-1; D.Long 7-4-3

Sacks: R.Weaver 1

FF: A.Hooker 1

FR: None

TITANS-COLTS: GAME SUMMARY



Week 4: Titans 24, Colts 17
Sunday, Oct. 2, 2022 • 1:00 p.m. ET • Lucas Oil Stadium



In Week 4 of the 2022 season, the Titans traveled to Indianapolis for their first of two matchups with the Colts in a four-week span and won by a score of 24-17. The victory marked Tennessee's fourth consecutive win at Lucas Oil Stadium, and the club's ninth consecutive divisional road win.

On Indianapolis' opening possession, facing a third-and-15, Colts QB **Matt Ryan** was strip sacked by DL **Denico Autry** and the ball was recovered by OLB **Bud Dupree** at the Indianapolis 32-yard line. The Titans quickly capitalized on the turnover as RB **Derrick Henry** contributed 14 rushing yards, and QB **Ryan Tannehill** added a nine-yard gain, before Tannehill tossed a seven-yard touchdown to WR **Robert Woods**, 7-0 Titans.

After forcing Indianapolis to punt on their ensuing possession, the Titans added another touchdown to double the lead. Tannehill tossed a 22-yard pass to Henry and a 23-yard strike to TE **Chig Okonkwo** before Henry took the handoff and raced into the end zone for a 19-yard touchdown, 14-0 Titans.

Indianapolis got on the board in the second quarter as an 11-play drive culminated in a 27-yard field goal by Colts K **Chase McLaughlin**, 14-3 Titans. However, Tennessee added two more scores on back-to-back possessions to increase the lead to 24-3. First, K **Randy Bullock** converted a 44-yard field goal try to make it 17-3. Next, after DT **Teair Tart** intercepted Ryan to give the ball back to the Tennessee offense at the Indianapolis 28-yard line, Tannehill threw an eight-yard touchdown dart to Okonkwo, 24-3.

On the Colts' ensuing possession, Ryan led his team on a 75-yard scoring drive with help from a 33-yard reception by Colts TE **Jelani Woods**. Ultimately, Ryan connected with Colts TE **Mo Alie-Cox** for a 14-yard touchdown to make it a 24-10 contest heading into halftime.

In the third quarter, Ryan again found Alie-Cox in the end zone for a seven-yard touchdown to make it 24-17.

Despite Indianapolis attempting to manufacture a comeback, the Titans defense

held strong. Indianapolis' last three drives resulted in a punt, followed by a Colts RB **Jonathan Taylor** forced fumble by LB **Joe Schobert** to give the Tennessee offense possession, and lastly, Indianapolis was held to a 51-yard field goal attempt that failed as the ball sailed wide left, preserving a 24-17 Titans victory.

SCORING

	1	2	3	4	Final
Tennessee	14	10	0	0	24
Indianapolis	0	10	7	0	17

TEAM	SCORING PLAY	TIME
Titans	R.Woods 7 yd. pass from R.Tannehill (R.Bullock kick)	1-8:00
Titans	D.Henry 19 yd. run (R.Bullock kick)	1-3:46
Colts	C.McLaughlin 27 yd. Field Goal	2-13:25
Titans	R.Bullock 44 yd. Field Goal	2-9:39
Titans	C.Okonkwo 8 yd. pass from R.Tannehill (R.Bullock kick)	2-7:40
Colts	M.Alie-Cox 14 yd. pass from M.Ryan (C.McLaughlin kick)	2-2:13
Colts	M.Alie-Cox 7 yd. pass from M.Ryan (C.McLaughlin kick)	3-7:26

Missed FGs: C.McLaughlin 51WL

Attendance: 65,781

Time of Game: 2:49

Weather: 63°, Sunny, Wind NE 7 mph

Referee: Scott Novak



TEAM STATISTICS

	Titans	Colts
TOTAL FIRST DOWNS	19	21
THIRD DOWN EFFICIENCY	5-12-41.7%	7-13-53.8%
FOURTH DOWN EFFICIENCY	0-0-0.0%	0-0-0.0%
TOTAL NET YARDS	243	365
Plays - Avg.	52-4.7	63-5.8
NET YARDS RUSHING	127	38
Rushes - Avg.	28-4.5	23-1.7
NET YARDS PASSING	116	327
Sacks - Yards Lost	3-21	3-29
PASS ATT-COMP-INT	21-17-0	37-27-1
PUNTS - Avg.	4-52.8	2-33.5
Net Punting Average	47.8	33.5
PUNT RETURNS - Yards	0-0	2-20
KICKOFF RETURNS - Yards	4-105	0-0
INTERCEPTIONS - Yards	1-0	0-0
PENALTIES Number and Yards	6-40	7-50
FUMBLES Number and Lost	0-0	3-2
TOUCHDOWNS	3	2
EXTRA POINTS Made-Attempts	3-3	2-2
RED ZONE EFFICIENCY	3-3-100%	2-3-67%
GOAL TO GO EFFICIENCY	1-1-100%	2-3-67%
SAFETIES	0	0
GIVEAWAYS	0	3
TAKEAWAYS	3	0
TIME OF POSSESSION	26:03	33:57

TITANS STARTERS

OFFENSE		DEFENSE	
WR 16	T.Burks	OLB 48	B.Dupree
TE 85	C.Okonkwo	DT 98	J.Simmons
LT 71	D.Daley	NT 93	T.Tart
LG 55	A.Brewer	DL 96	D.Autry
C 60	B.Jones	LB 51	D.Long
RG 64	N.Davis	LB 53	D.Cole
RT 78	N.Petit-Frere	CB 21	R.McCreary
TE 87	G.Swaim	CB 26	K.Fulton
QB 17	R.Tannehill	S 31	K.Byard
FB 44	T.Carter	DB 39	T.Mitchell
RB 22	D.Henry	DB 47	A.Adams

COLTS STARTERS

OFFENSE		DEFENSE	
WR 11	M.Pittman	DE 91	Y.Ngakoue
TE 81	M.Alie-Cox	DT 90	G.Stewart
LT 69	M.Pryor	DE 94	T.Lewis
LG 56	Q.Nelson	DE 51	K.Paye
C 78	R.Kelly	LB 44	Z.Franklin
RG 75	W.Fries	LB 53	S.Leonard
RT 72	B.Smith	LB 45	E.Speed
RB 21	N.Hines	CB 23	K.Moore
WR 14	A.Pierce	CB 5	S.Gilmore
QB 2	M.Ryan	S 25	R.Thomas
RB 28	J.Taylor	S 26	R.McLeod

TITANS INDIVIDUAL STATISTICS

Rushing	Att	Yds	Avg	Lg	TD
D.Henry	22	114	5.2	19	1
R.Tannehill	5	9	1.8	9	0
T.Burks	1	4	4.0	4	0
Total	28	127	4.5	19	1

Passing	Att	Cmp	Yds	TD	Lg	IN	Rt
R.Tannehill	21	17	137	2	23	0	125.6
Total	21	17	137	2	23	0	125.6

Receiving	No	Yds	Avg	Lg	TD
R.Woods	4	30	7.5	10	1
D.Hilliard	4	18	4.5	8	0
C.Okonkwo	3	38	12.7	23	1
D.Henry	3	33	11.0	22	0
T.Burks	2	14	7.0	8	0
A.Hooper	1	4	4.0	4	0
Total	17	137	8.1	23	2

Interceptions	No	Yds	Avg	Lg	TD
T.Tart	1	0	0.0	0	0
Total	1	0	0.0	0	0

Leading Tacklers (Press Box Totals)
 D.Cole 8-5-3; R.McCreary 7-5-2; D.Long 7-4-3

Sacks: D.Autry 2; R.Weaver 1
FF: J.Schobert 1; D.Autry 1; R.Weaver 1
FR: K.Fulton 1; B.Dupree 1

COLTS INDIVIDUAL STATISTICS

Rushing	Att	Yds	Avg	Lg	TD
J.Taylor	20	42	2.1	11	0
N.Hines	1	0	0.0	0	0
M.Ryan	2	-4	-2.0	2	0
Total	23	38	1.7	11	0

Passing	Att	Cmp	Yds	TD	Lg	IN	Rt
M.Ryan	37	27	356	2	44	1	109.7
Total	37	27	356	2	44	1	109.7

Receiving	No	Yds	Avg	Lg	TD
M.Alie-Cox	6	85	14.2	34	2
A.Pierce	4	80	20.0	44	0
K.Granson	4	62	15.5	20	0
P.Campbell	4	43	10.8	20	0
M.Pittman	3	31	10.3	14	0
A.Dulin	2	18	9.0	10	0
N.Hines	2	3	1.5	6	0
J.Woods	1	33	33.0	33	0
J.Taylor	1	1	1.0	1	0
Total	27	356	13.2	44	2

Interceptions No Yds Avg Lg TD
 None

Leading Tacklers (Press Box Totals)
 Z.Franklin 15-8-7; B.Okereke 8-5-3; K.Moore 5-3-2

Sacks: G.Stewart 1; K.Paye 1; D.Odeyingbo 1
FF: None **FR:** None

TITANS-COMMANDERS: GAME SUMMARY



Week 5: Titans 21, Commanders 17
Sunday, Oct. 9, 2022 • 1:00 p.m. ET • FedEx Field



In Week 5 of the 2022 season, the Titans traveled to FedEx Field and beat the Commanders by a score of 21-17. The offense, led by RB **Derrick Henry's** 102 rushing yards and two touchdowns, scored touchdowns on all three of its red zone possessions. The defense stifled Washington, allowing just one third-down conversion on 11 attempts, and LB **David Long Jr.** sealed the victory with a game-winning interception.

Tennessee got on the board in the first quarter with a 52-yard scoring drive. QB **Ryan Tannehill** connected with Henry for a 24-yard pass that provided a first down at the Washington 13-yard line, and on the ensuing play, Tannehill tossed a 13-yard touchdown pass to RB **Dontrell Hilliard**, 7-0 Titans. On Washington's following possession, Commanders QB **Carson Wentz** found Commanders WR **Curtis Samuel** for a 32-yard gain to enter Tennessee territory, but Washington was forced to settle for a 50-yard field goal, 7-3 Titans.

In the second quarter, Washington took the lead on a one-play scoring drive as Wentz tossed a 75-yard touchdown pass to Commanders WR **Dyami Brown** for a 10-7 score. However, Tennessee responded later in the second stanza with an 81-yard scoring drive to take the lead back. Tannehill tossed first-down passes to Hilliard and WR **Robert Woods** to move the chains, as the possession culminated in a one-yard rushing score by Henry. Tennessee took a 14-10 lead heading into halftime.

The third quarter saw two more lead changes as both teams scored touchdowns. First, Wentz guided his team on an 80-yard scoring possession that culminated in a 30-yard touchdown toss to Brown, 17-14 Commanders. Tennessee immediately responded, as Tannehill found WR **Nick Westbrook-Ikhine** for a 61-yard pass that flipped field position and gave the Titans a first down at the 12-yard line. TE **Austin Hooper** contributed a seven-yard catch for a first-and-goal at the two-yard line, as ultimately Henry ran in a one-yard rushing score for a 21-17 Tennessee advantage.

Down by four points and in search of a touchdown in the fourth quarter, Washington began driving at their own 11-yard line and marched their way down to the Tennessee

two-yard line. With nine seconds remaining in regulation, facing a third-and-goal at the two, Wentz's pass was intercepted by Long Jr. to end the threat of a Commanders comeback. The pick sealed a Titans' road victory and gave Tennessee a three-game win streak heading into the Bye Week.

SCORING

	1	2	3	4	Final
Tennessee	7	7	7	0	21
Washington	3	7	7	0	17

TEAM	SCORING PLAY	TIME
Titans	D.Hilliard 13 yd. pass from R.Tannehill (R.Bullock kick)	1-3:58
Commanders	J.Slye 50 yd. Field Goal	1-0:26
Commanders	D.Brown 75 yd. pass from C.Wentz (J.Slye kick)	2-13:56
Titans	D.Henry 1 yd. run (R.Bullock kick)	2-0:17
Commanders	D.Brown 30 yd. pass from C.Wentz (J.Slye kick)	3-4:36
Titans	D.Henry 1 yd. run (R.Bullock kick)	3-1:03

Missed FGs: None
Attendance: 51,836
Time of Game: 3:12
Weather: 61°, Sunny, Wind W 9 mph
Referee: Land Clark



TEAM STATISTICS

	TEN	WAS
TOTAL FIRST DOWNS	15	17
THIRD DOWN EFFICIENCY	4-14-28.6%	1-11-9.1%
FOURTH DOWN EFFICIENCY	1-1-100.0%	1-2-50.0%
TOTAL NET YARDS	241	385
Plays - Avg.	62-3.9	58-6.6
NET YARDS RUSHING	105	43
Rushes - Avg.	32-3.3	17-2.5
NET YARDS PASSING	136	342
Sacks - Yards Lost	5-45	3-17
PASS ATT-COMP-INT	25-15-0	38-25-1
PUNTS - Avg.	8-52.0	6-41.2
Net Punting Average	48.4	41.2
PUNT RETURNS - Yards	1-0	5-29
KICKOFF RETURNS - Yards	0-0	3-46
INTERCEPTIONS - Yards	1-0	0-0
PENALTIES Number and Yards	8-69	9-71
FUMBLES Number and Lost	0-0	3-0
TOUCHDOWNS	3	2
EXTRA POINTS Made-Attempts	3-3	2-2
RED ZONE EFFICIENCY	3-3-100%	0-1-0%
GOAL TO GO EFFICIENCY	2-2-100%	0-1-0%
SAFETIES	0	0
GIVEAWAYS	0	1
TAKEAWAYS	1	0
TIME OF POSSESSION	32:40	27:20

TITANS STARTERS

OFFENSE		DEFENSE	
WR 15	N.Westbrook-Ikhine	NT 93	T.Tart
WR 8	C.Hollister	DT 98	J.Simmons
LT 71	D.Daley	OLB 99	R.Weaver
LG 55	A.Brewer	OLB 96	D.Autry
C 60	B.Jones	ILB 51	D.Long
RG 75	D.Radunz	ILB 53	D.Cole
RT 78	N.Petit-Frere	S 31	K.Byard
TE 87	G.Swaim	CB 21	R.McCreary
WR 2	R.Woods	CB 26	K.Fulton
QB 17	R.Tannehill	S 28	J.Kalu
RB 22	D.Henry	DB 39	T.Mitchell

COMMANDERS STARTERS

OFFENSE		DEFENSE	
WR 89	C.Sims	DE 90	M.Sweat
TE 87	J.Bates	DT 94	D.Payne
LT 72	C.Leno	DT 93	J.Allen
LG 68	A.Norwell	DE 96	J.Smith-Williams
C 60	N.Martin	OLB 52	J.Davis
RG 77	S.Charles	MLB 55	C.Holcomb
RT 78	C.Lucas	CB 29	K.Fuller
WR 17	T.McLaurin	CB 3	W.Jackson
WR 10	C.Samuel	CB 25	B.St-Juste
QB 11	C.Wentz	SS 31	K.Curl
RB 24	A.Gibson	FS 20	B.McCain

TITANS INDIVIDUAL STATISTICS

Rushing	Att	Yds	Avg	Lg	TD
D.Henry	28	102	3.6	15	2
R.Tannehill	3	3	1.0	2	0
D.Hilliard	1	0	0.0	0	0
Total	32	105	3.3	15	2

Passing	Att	Cmp	Yds	TD	Lg	IN	Rt
R.Tannehill	25	15	181	1	61	0	95.6
Total	25	15	181	1	61	0	95.6

Receiving	No	Yds	Avg	Lg	TD
R.Woods	4	37	9.3	13	0
D.Hilliard	4	23	5.8	13	1
N.Westbrook-Ikhine	2	72	36.0	61	0
D.Henry	2	30	15.0	24	0
K.Philips	1	7	7.0	7	0
A.Hooper	1	7	7.0	7	0
G.Swaim	1	5	5.0	5	0
Total	15	181	12.1	61	1

Interceptions	No	Yds	Avg	Lg	TD
D.Long	1	0	0.0	0	0
Total	1	0	0.0	0	0

Leading Tacklers (Press Box Totals)

D.Long 11-6-5; K.Byard 8-6-2; J.Simmons 5-3-2

Sacks: J.Simmons 1.5; D.Autry 1; S.Okuayinonu 0.5

FF: None
FR: None

COMMANDERS INDIVIDUAL STATISTICS

Rushing	Att	Yds	Avg	Lg	TD
B.Robinson	9	22	2.4	6	0
C.Wentz	5	15	3.0	8	0
A.Gibson	3	6	2.0	3	0
Total	17	43	2.5	8	0

Passing	Att	Cmp	Yds	TD	Lg	IN	Rt
C.Wentz	38	25	359	2	75	1	102.9
Total	38	25	359	2	75	1	102.9

Receiving	No	Yds	Avg	Lg	TD
C.Samuel	6	62	10.3	32	0
T.McLaurin	5	76	15.2	34	0
J.McKissic	5	37	7.4	14	0
J.Bates	3	39	13.0	20	0
A.Gibson	3	33	11.0	15	0
D.Brown	2	105	52.5	75	2
C.Sims	1	7	7.0	7	0
Total	25	359	14.4	75	2

Interceptions	No	Yds	Avg	Lg	TD
None					

Leading Tacklers (Press Box Totals)

C.Holcomb 15-11-4; M.Sweat 6-5-1; B.McCain 6-4-2

Sacks: M.Sweat 2; J.Smith-Williams 1; E.Obada 1; D.Payne 0.5; J.Allen 0.5

FF: None **FR:** None

TITANS-COLTS: GAME SUMMARY



Week 7: Titans 19, Colts 10
 Sunday, Oct. 23, 2022 • 12:00 p.m. CT • Nissan Stadium



In Week 7 of the 2022 season, the Titans hosted the Colts and won by a score of 19-10, completing a season sweep of Indianapolis and extending Tennessee's season win streak to four games. The Titans defense stifled the Colts, shutting Indianapolis out in the first half of the game, securing three takeaways, and surrendering just 292 total yards.

Tennessee jumped out to a 13-0 lead in the first half and never relinquished it. In the first half, QB **Ryan Tannehill** guided the team on an 11-play scoring drive that saw a 27-yard first-down pass to WR **Cody Hollister**, a 13-yard first down ball to WR **Robert Woods**, and an eight-yard first-down rush by Tannehill. Ultimately, K **Randy Bullock** was able to convert a 27-yard field goal for a 3-0 lead in the first stanza.

In the second quarter, with Indianapolis driving and in Tennessee territory, Colts QB **Matt Ryan** threw an interception to DB **Andrew Adams** who returned the ball for a 76-yard touchdown. The pick six gave the Titans a 10-0 lead.

On the ensuing Indianapolis possession with the Colts again driving and in Tennessee territory, Ryan threw another interception to LB **David Long Jr.**, who returned the ball four yards to give the Titans possession at their own 38-yard line. RB **Derrick Henry** accounted for four carries for 30 yards before Bullock converted his second field goal try, a 28-yarder to make it 13-0 heading into halftime.

Indianapolis got on the board in the third quarter after constructing a 58-yard scoring drive. Ryan connected with Colts WRs **Parris Campbell** and **Michael Pittman Jr.** for first downs, as well as Colts RB **Nyheim Hines** for a first-and-goal at the six-yard line. Ultimately, Ryan connected with Campbell for a four-yard touchdown to make it 13-7, Titans.

However, the Titans responded with a score of their own. The 55-yard scoring drive was aided by TE **Austin Hooper** who had two first-down catches for a total of 37 yards on the possession. The drive culminated in a 38-yard field goal by Bullock, 16-7 Titans.

Later in the fourth stanza, both teams tacked on an additional field goal to boost the

score to 19-10. On the Colts' final possession, with under five minutes remaining in regulation, Ryan connected with Pittman for what would have been a nine-yard first down. However, after an initial ruling of an incomplete pass, the Titans challenged the call and won as the ruling was reversed to award the Titans their third forced turnover of the day. CB **Terrance Mitchell** forced Pittman to fumble the ball, and S **Amani Hooker** recovered it for Tennessee, as the team was then able to run the clock out and secure the win.

SCORING

	1	2	3	4	Final
Indianapolis	0	0	7	3	10
Tennessee	3	10	0	6	19

TEAM	SCORING PLAY	TIME
Titans	R.Bullock 27 yd. Field Goal	1-4:03
Titans	A.Adams 76 yd. interception return (R.Bullock kick)	2-9:25
Titans	R.Bullock 28 yd. Field Goal	2-1:57
Colts	P.Campbell 4 yd. pass from M.Ryan (C.McLaughlin kick)	3-4:07
Titans	R.Bullock 38 yd. Field Goal	4-13:47
Colts	C.McLaughlin 50 yd. Field Goal	4-8:31
Titans	R.Bullock 48 yd. Field Goal	4-4:47

Missed FGs: None

Attendance: 69,459

Time of Game: 2:51

Weather: 74°, Sunny, Wind S 12 mph

Referee: Ronald Torbert



TEAM STATISTICS

	Colts	Titans
TOTAL FIRST DOWNS	17	16
THIRD DOWN EFFICIENCY	4-13-30.8%	5-12-41.7%
FOURTH DOWN EFFICIENCY	1-1-100.0%	0-0-0.0%
TOTAL NET YARDS	292	254
Plays - Avg.	64-4.6	57-4.5
NET YARDS RUSHING	65	138
Rushes - Avg.	17-3.8	35-3.9
NET YARDS PASSING	227	116
Sacks - Yards Lost	3-16	2-16
PASS ATT-COMP-INT	44-33-2	20-13-0
PUNTS - Avg.	5-35.2	3-54.7
Net Punting Average	31.2	39.0
PUNT RETURNS - Yards	3-47	0-0
KICKOFF RETURNS - Yards	3-48	2-45
INTERCEPTIONS - Yards	0-0	2-80
PENALTIES Number and Yards	4-28	2-15
FUMBLES Number and Lost	1-1	1-1
TOUCHDOWNS	1	1
EXTRA POINTS Made-Attempts	1-1	1-1
RED ZONE EFFICIENCY	1-1-100%	0-2-0%
GOAL TO GO EFFICIENCY	1-1-100%	0-0-0%
SAFETIES	0	0
GIVEAWAYS	3	1
TAKEAWAYS	1	3
TIME OF POSSESSION	28:27	31:33

COLTS STARTERS

OFFENSE		DEFENSE	
WR 11	M.Pittman	DE 94	T.Lewis
TE 81	M.Alie-Cox	DT 99	D.Buckner
T 73	D.Kelly	NT 90	G.Stewart
LG 56	Q.Nelson	DE 91	Y.Ngakoue
C 78	R.Kelly	WLB 58	B.Okereke
RG 69	M.Pryor	SAM 44	Z.Franklin
RT 72	B.Smith	CB 34	I.Rodgers
WR 14	A.Pierce	CB 23	K.Moore
WR 1	P.Campbell	S 25	R.Thomas
QB 2	M.Ryan	SS 26	R.McLeod
RB 28	J.Taylor	CB 5	S.Gilmore

TITANS STARTERS

OFFENSE		DEFENSE	
WR 15	N.Westbrook-Ikhine	NT 93	T.Tart
LT 71	D.Daley	DT 98	J.Simmons
LG 55	A.Brewer	DL 96	D.Autry
C 60	B.Jones	OLB 48	B.Dupree
RG 75	D.Radunz	MLB 51	D.Long
RT 78	N.Petit-Frere	ILB 53	D.Cole
TE 85	C.Okonkwo	S 31	K.Byard
WR 2	R.Woods	CB 21	R.McCreary
QB 17	R.Tannehill	CB 26	K.Fulton
RB 22	D.Henry	DB 47	A.Adams
RB 40	D.Hilliard	DB 37	A.Hooker

COLTS INDIVIDUAL STATISTICS

Rushing	Att	Yds	Avg	Lg	TD
J.Taylor	10	58	5.8	14	0
D.Jackson	2	3	1.5	4	0
N.Hines	4	2	0.5	2	0
M.Ryan	1	2	2.0	2	0
Total	17	65	3.8	14	0

Passing	Att	Cmp	Yds	TD	Lg	IN	Rt
M.Ryan	44	33	243	1	20	2	76.2
Total	44	33	243	1	20	2	76.2

Receiving	No	Yds	Avg	Lg	TD
P.Campbell	10	70	7.0	11	1
J.Taylor	7	27	3.9	9	0
M.Pittman	6	58	9.7	14	0
N.Hines	5	41	8.2	14	0
A.Pierce	3	37	12.3	20	0
K.Granson	1	6	6.0	6	0
J.Woods	1	4	4.0	4	0
Total	33	243	7.4	20	1

Interceptions	No	Yds	Avg	Lg	TD
None					

Leading Tacklers (Press Box Totals)

G.Stewart 12-7-5; B.Okereke 10-6-4; Z.Franklin 7-4-3

Sacks: Y.Ngakoue 1; K.Moore 1

FF: None

FR: B.Okereke 1

TITANS INDIVIDUAL STATISTICS

Rushing	Att	Yds	Avg	Lg	TD
D.Henry	30	128	4.3	23	0
R.Tannehill	4	6	1.5	8	0
D.Hilliard	1	4	4.0	4	0
Total	35	138	3.9	23	0

Passing	Att	Cmp	Yds	TD	Lg	IN	Rt
R.Tannehill	20	13	132	0	27	0	83.8
Total	20	13	132	0	27	0	83.8

Receiving	No	Yds	Avg	Lg	TD
A.Hooper	3	56	18.7	23	0
R.Woods	3	26	8.7	13	0
D.Henry	3	10	3.3	9	0
C.Hollister	2	32	16.0	27	0
H.Haskins	1	5	5.0	5	0
M.Kinsey	1	3	3.0	3	0
Total	13	132	10.2	27	0

Interceptions	No	Yds	Avg	Lg	TD
A.Adams	1	76	76.0	76	1
D.Long	1	4	4.0	4	0
Total	2	80	40.0	76	1

Leading Tacklers (Press Box Totals)

A.Hooker 10-9-1; A.Adams 10-6-4; D.Long 8-5-3

Sacks: J.Simmons 1; B.Dupree 1; D.Autry 1

FF: T.Mitchell 1 FR: A.Hooker 1

TITANS-TEXANS: GAME SUMMARY



Week 8: Titans 17, Texans 10
 Sunday, Oct. 30, 2022 • 3:05 p.m. CT • NRG Stadium



In Week 8 of the 2022 season, the Titans traveled to Houston to face the Texans and won by a score of 17-10, securing their fifth consecutive win on the season. Tennessee rushed for 314 yards on 45 attempts, including RB **Derrick Henry's** 219 yards and two touchdowns on 32 carries, notching the second-highest rushing yardage total in franchise history. Henry also broke the franchise's all-time career touchdown record, tying **Eddie George** (74) with his first score in the contest before breaking the record on his second touchdown of the day. It was Henry's 75th career score. Meanwhile, the Tennessee defense stifled the Texans, surrendering just 161 total yards of offense (43 rushing, 118 net passing).

Houston got on the board first in the second quarter. Facing a third-and-10 at the Tennessee 11-yard line, Texans QB **Davis Mills** was sacked by OLB **Bud Dupree** for a loss of 13. Houston was forced to settle for a field goal as Texans K **Ka'imi Fairbairn** converted a 43-yard attempt, 3-0 Houston.

Later in the second quarter, Tennessee took the lead on a three-play scoring drive and never relinquished it. Beginning the drive at the Houston 37-yard line, Henry logged an eight-yard carry before taking a handoff and racing 29 yards into the end zone for a 7-3 advantage.

In the third stanza, Tennessee put together a 65-yard scoring drive that was aided by RB **Dontrell Hilliard's** two carries for 51 yards. Ultimately, Henry found the end zone on a one-yard touchdown, setting the franchise record for career touchdowns (75) and giving the Titans a 14-3 lead.

In the fourth quarter, the Titans added another score as K **Randy Bullock** converted a 29-yard attempt, 17-3. With 21 seconds remaining in regulation, Houston was able to tack on their first touchdown of the day as Mills connected with Texans RB **Dameon Pierce** for a three-yard score, but the Titans were able to preserve the lead and win a road division game by a score of 17-10.

SCORING

	1	2	3	4	Final
Tennessee	0	7	7	3	17
Houston	0	3	0	7	10

TEAM SCORING PLAY

TEAM	SCORING PLAY	TIME
Texans	K.Fairbairn 43 yd. Field Goal	2-10:40
Titans	D.Henry 29 yd. run (R.Bullock kick)	2-4:20
Titans	D.Henry 1 yd. run (R.Bullock kick)	3-6:31
Titans	R.Bullock 29 yd. Field Goal	4-11:08
Texans	D.Pierce 3 yd. pass from D.Mills (K.Fairbairn kick)	4-0:17

Missed FGs: R.Bullock 48WR

Attendance: 68,467

Time of Game: 2:51

Weather: 72°, Sunny, Indoors

Referee: Clay Martin



TEAM STATISTICS

	Titans	Texans
TOTAL FIRST DOWNS	16	10
THIRD DOWN EFFICIENCY	4-12-33.3%	2-14-14.3%
FOURTH DOWN EFFICIENCY	1-1-100.0%	2-2-100.0%
TOTAL NET YARDS	354	161
Plays - Avg.	58-6.1	51-3.2
NET YARDS RUSHING	314	43
Rushes - Avg.	45-7.0	18-2.4
NET YARDS PASSING	40	118
Sacks - Yards Lost	3-15	3-34
PASS ATT-COMP-INT	10-6-1	30-17-1
PUNTS - Avg.	5-48.4	8-46.8
Net Punting Average	40.8	41.8
PUNT RETURNS - Yards	4-40	3-18
KICKOFF RETURNS - Yards	1-17	2-39
INTERCEPTIONS - Yards	1-0	1-33
PENALTIES Number and Yards	6-35	6-45
FUMBLES Number and Lost	1-1	0-0
TOUCHDOWNS	2	1
EXTRA POINTS Made-Attempts	2-2	1-1
RED ZONE EFFICIENCY	1-2-50%	1-2-50%
GOAL TO GO EFFICIENCY	1-1-100%	1-1-100%
SAFETIES	0	0
GIVEAWAYS	2	1
TAKEAWAYS	1	2
TIME OF POSSESSION	34:48	25:12

TITANS STARTERS

OFFENSE			DEFENSE		
WR 8	C.Hollister	DE 95	D.Walker		
LT 71	D.Daley	NT 93	T.Tart		
LG 55	A.Brewer	DT 98	J.Simmons		
C 60	B.Jones	OLB 48	B.Dupree		
RG 64	N.Davis	ILB 51	D.Long		
RT 78	N.Petit-Frere	ILB 41	Z.Cunningham		
WR 2	R.Woods	ILB 53	D.Cole		
TE 87	G.Swaim	CB 21	R.McCreary		
WR 15	N.Westbrook-Ikhine	S 31	K.Byard		
QB 7	M.Willis	S 37	A.Hooker		
RB 22	D.Henry	CB 26	K.Fulton		

TEXANS STARTERS

OFFENSE			DEFENSE		
WR 4	P.Dorsett	DE 92	R.Green		
LT 78	L.Tunsil	DL 93	K.Hinish		
LG 59	K.Green	DE 56	T.Booker		
C 54	S.Quessenberry	DL 55	J.Hughes		
RG 64	J.McCray	LB 48	C.Harris		
RT 71	T.Howard	LB 58	C.Kirksey		
TE 83	O.Howard	CB 21	S.Nelson		
WR 13	B.Cooks	CB 24	D.Stingley		
QB 10	D.Mills	S 36	J.Owens		
FB 34	T.Hairston	S 5	J.Pitre		
RB 31	D.Pierce	DB 25	D.King		

TITANS INDIVIDUAL STATISTICS

Rushing	Att	Yds	Avg	Lg	TD
D.Henry	32	219	6.8	41	2
D.Hilliard	8	83	10.4	30	0
M.Willis	5	12	2.4	6	0
Total	45	314	7.0	41	2

Passing	Att	Cmp	Yds	TD	Lg	IN	Rt
M.Willis	10	6	55	0	16	1	35.4
Total	10	6	55	0	16	1	35.4

Receiving	No	Yds	Avg	Lg	TD
R.Woods	2	26	13.0	16	0
D.Hilliard	1	12	12.0	12	0
D.Henry	1	9	9.0	9	0
A.Hooper	1	5	5.0	5	0
C.Okonkwo	1	3	3.0	3	0
Total	6	55	9.2	16	0

Interceptions	No	Yds	Avg	Lg	TD
K.Fulton	1	0	0.0	0	0
Total	1	0	0.0	0	0

Leading Tacklers (Press Box Totals)
 D.Long 8-6-2; R.McCreary 6-4-2; T.Tart 4-3-1;
 K.Byard 4-3-1; Z.Cunningham 4-1-3

Sacks: B.Dupree 1; J.Simmons 1; D.Walker 1
FF: None
FR: None

TEXANS INDIVIDUAL STATISTICS

Rushing	Att	Yds	Avg	Lg	TD
D.Pierce	15	35	2.3	16	0
D.Mills	3	8	2.7	6	0
Total	18	43	2.4	16	0

Passing	Att	Cmp	Yds	TD	Lg	IN	Rt
D.Mills	29	17	152	1	44	1	69.9
R.Burkhead	1	0	0	0	0	0	39.6
Total	30	17	152	1	44	1	67.6

Receiving	No	Yds	Avg	Lg	TD
B.Cooks	4	73	18.3	44	0
D.Pierce	3	16	5.3	7	1
O.Howard	2	24	12.0	24	0
B.Jordan	2	19	9.5	16	0
T.Hairston	2	7	3.5	5	0
P.Dorsett	1	6	6.0	6	0
J.Akins	1	5	5.0	5	0
R.Burkhead	1	2	2.0	2	0
D.Ogunbowale	1	0	0.0	0	0
Total	17	152	8.9	44	1

Interceptions No Yds Avg Lg TD
 S.Nelson 1 33 33.0 33 0
Total 1 33 33.0 33 0

Leading Tacklers (Press Box Totals)
 C.Harris 7-5-2; E.Murray 6-5-1; J.Pitre 6-5-1;
 C.Kirksey 6-4-2

Sacks: J.Johnson 1; R.Lopez 1; J.Hughes 1
FF: None
FR: None

TITANS-CHIEFS: GAME SUMMARY



Week 9: Titans 17, Chiefs 20 (OT)

Sunday, Nov. 6, 2022 • 7:20 p.m. CT • GEHA Field at Arrowhead Stadium



In Week 9 of the 2022 season, the Titans traveled to Kansas City for a Sunday Night Football matchup with the Chiefs and fell in overtime by a score of 20-17.

Kansas City got on the board first and built a 9-0 lead on two scoring drives. First, on their opening possession, a 15-play drive culminated in Chiefs K **Harrison Butker** kicking a 23-yard field goal to make it 3-0 Kansas City. In the second quarter, Chiefs QB **Patrick Mahomes** engineered a 79-yard scoring drive that included a 23-yard pass to Chiefs TE **Travis Kelce** and a 31-yard completion to Chiefs WR **Justin Watson**. The drive resulted in a six-yard touchdown pass from Mahomes to Chiefs WR **Mecole Hardman**, but the extra point attempt was no good, 9-0 Chiefs.

The Titans then responded in the second quarter, taking the lead on two touchdowns by RB **Derrick Henry**. First, QB **Malik Willis** commanded a 74-yard scoring drive that included a 16-yard first-down pass to TE **Austin Hooper**, a 17-yard rush by Willis, and a 24-yard gain by Henry. Ultimately, facing a third-and-one at the four-yard line, Henry took the direct snap and found the end zone for a rushing score, 9-7 Chiefs.

After forcing Kansas City to punt on the ensuing possession, the Titans doubled up on Henry rushing scores with a five-play possession. First, Henry took the handoff and raced 56 yards for a field-flipping gain that gave Tennessee a first down at the Chiefs' 23-yard line. Willis found Hooper for an 18-yard pass that gave the Titans a first-and-goal at the two-yard line, as the drive culminated in a one-yard rushing touchdown by Henry to make it 14-9 heading into halftime.

On the Chiefs' opening possession of the second half, Mahomes threw an interception to CB **Roger McCreary** who returned the ball four yards to give Tennessee a first down at the Kansas City 34-yard line. The Titans capitalized on the turnover as K **Randy Bullock** converted a 44-yard field goal, 17-9 Titans.

In the fourth quarter with Kansas City trailing by eight points, the Chiefs offense began a game-tying drive at their own seven-yard line. Mahomes rushed for a 20-yard gain in addition to completing first-down passes to four different players to move the chains. Ultimately, Mahomes found the end zone on a 14-yard rushing score to make it 17-15, Titans. Kansas City elected to go for a two-point conversion to tie the game. Mahomes' initial attempt failed as the pass went incomplete, but offsetting penalties gave Kansas

City another try. On the second two-point conversion attempt, Mahomes' pass again went incomplete, but DB **Joshua Kalu** was called for holding on the play as Kansas City was given a third chance. On the Chiefs' third try, Mahomes ran into the end zone for a successful game-tying two-point conversion, 17-17.

With the score still tied as regulation ended, the game headed to overtime. Kansas City won the coin toss and began the extra period with the ball. The Tennessee defense held the Chiefs to a field goal, as Butker converted a go-ahead 28-yarder, 20-17 Chiefs. However, the Titans were unable to construct a scoring drive on their next possession and fell to Kansas City in overtime.

SCORING

	1	2	3	4	OT	Final
Tennessee	0	14	3	0	0	17
Kansas City	3	6	0	8	3	20

TEAM SCORING PLAY

TEAM	SCORING PLAY	TIME
Chiefs	H.Butker 23 yd. Field Goal	1-6:47
Chiefs	M.Hardman 7 yd. pass from P.Mahomes (kick failed, wl)	2-14:55
Titans	D.Henry 4 yd. run (R.Bullock kick)	2-10:48
Titans	D.Henry 1 yd. run (R.Bullock kick)	2-5:24
Titans	R.Bullock 44 yd. Field Goal	3-9:58
Chiefs	P.Mahomes 14 yd. run (P.Mahomes run)	4-2:56
Chiefs	H.Butker 28 yd. Field Goal	5-4:04

Missed FGs: H.Butker 47WR

Attendance: 73,475

Time of Game: 3:29

Weather: 58°, W NNW 14 mph

Referee: Clete Blakeman



TEAM STATISTICS

	Titans	Chiefs
TOTAL FIRST DOWNS	9	29
THIRD DOWN EFFICIENCY	1-11-9.1%	8-19-42.1%
FOURTH DOWN EFFICIENCY	0-1-0.0%	2-2-100.0%
TOTAL NET YARDS	229	499
Plays - Avg.	48-4.8	91-5.5
NET YARDS RUSHING	172	77
Rushes - Avg.	29-5.9	19-4.1
NET YARDS PASSING	57	422
Sacks - Yards Lost	3-23	4-24
PASS ATT-COMP-INT	16-5-0	68-43-1
PUNTS - Avg.	8-48.8	6-47.2
Net Punting Average	41.4	42.0
PUNT RETURNS - Yards	2-11	5-59
KICKOFF RETURNS - Yards	4-72	2-39
INTERCEPTIONS - Yards	1-4	0-0
PENALTIES Number and Yards	8-51	10-69
FUMBLES Number and Lost	0-0	0-0
TOUCHDOWNS	2	2
EXTRA POINTS Made-Attempts	2-2	1-2
RED ZONE EFFICIENCY	2-2-100%	2-4-50%
GOAL TO GO EFFICIENCY	1-1-100%	0-1-0%
SAFETIES	0	0
GIVEAWAYS	0	1
TAKEAWAYS	1	0
TIME OF POSSESSION	26:23	41:28

TITANS STARTERS

OFFENSE		DEFENSE	
TE 81	A.Hooper	NT 93	T.Tart
LT 71	D.Daley	DT 98	J.Simmons
LG 55	A.Brewer	OLB 48	B.Dupree
C 60	B.Jones	ILB 51	D.Long
RG 64	N.Davis	ILB 41	Z.Cunningham
RT 78	N.Petit-Frere	OLB 96	D.Autry
TE 87	G.Swaim	DB 28	J.Kalu
TE 85	C.Okonkwo	CB 21	R.McCreary
WR 8	C.Hollister	S 31	K.Byard
QB 7	M.Willis	S 47	A.Adams
RB 22	D.Henry	CB 26	K.Fulton

CHIEFS STARTERS

OFFENSE		DEFENSE	
TE 87	T.Kelce	DE 56	G.Karlaftis
TE 83	N.Gray	DT 91	D.Nnadi
LT 57	O.Brown	DT 95	C.Jones
LG 62	J.Thuney	DE 8	C.Dunlap
C 52	C.Humphrey	LB 32	N.Bolton
RG 65	T.Smith	LB 50	W.Gay
RT 77	A.Wylie	LB 54	L.Chenal
WR 19	K.Toney	CB 38	L.Sneed
WR 9	J.Smith-Schuster	CB 21	T.McDuffie
QB 15	P.Mahomes	S 22	J.Thornhill
RB 10	I.Pacheco	S 20	J.Reid

TITANS INDIVIDUAL STATISTICS

Rushing	Att	Yds	Avg	Lg	TD
D.Henry	17	115	6.8	56	2
M.Willis	8	40	5.0	17	0
D.Hilliard	3	12	4.0	5	0
H.Haskins	1	5	5.0	5	0
Total	29	172	5.9	56	2

Passing	Att	Cmp	Yds	TD	Lg	IN	Rt
M.Willis	16	5	80	0	48	0	49.0
Total	16	5	80	0	48	0	49.0

Receiving	No	Yds	Avg	Lg	TD
A.Hooper	2	34	17.0	18	0
C.Okonkwo	1	48	48.0	48	0
H.Haskins	1	2	2.0	2	0
D.Hilliard	1	-4	-4.0	-4	0
Total	5	80	16.0	48	0

Interceptions	No	Yds	Avg	Lg	TD
R.McCreary	1	4	4.0	0	0
Total	1	4	4.0	0	0

Leading Tacklers (Press Box Totals)

K.Byard 12-6-6; D.Long 10-6-4; J.Kalu 9-3-6

Sacks: D.Autry 2; M.Edwards 1; D.Walker 1

FF: None

FR: None

CHIEFS INDIVIDUAL STATISTICS

Rushing	Att	Yds	Avg	Lg	TD
P.Mahomes	6	63	10.5	20	1
I.Pacheco	5	5	1.0	2	0
C.Edwards-Helaire	4	5	1.3	3	0
J.McKinnon	3	4	1.3	3	0
M.Burton	1	0	0.0	0	0
Total	19	77	4.1	20	1

Passing	Att	Cmp	Yds	TD	Lg	IN	Rt
P.Mahomes	68	43	446	1	33	1	80.9
Total	68	43	446	1	33	1	80.9

Receiving	No	Yds	Avg	Lg	TD
T.Kelce	10	106	10.6	23	0
J.Smith-Schuster	10	88	8.8	17	0
M.Hardman	6	79	13.2	33	1
J.McKinnon	6	40	6.7	16	0
N.Gray	3	45	15.0	27	0
Ju.Watson	2	37	18.5	31	0
K.Toney	2	12	6.0	10	0
C.Edwards-Helaire	1	14	14.0	14	0
M.Valdes-Scantling	1	12	12.0	12	0
M.Burton	1	9	9.0	9	0
I.Pacheco	1	4	4.0	4	0
Total	43	446	10.4	33	1

Interceptions	No	Yds	Avg	Lg	TD
None					

Leading Tacklers (Press Box Totals)

K.Saunders 6-3-3; L.Sneed 5-3-2; W.Gay 5-3-2

Sacks: C.Dunlap 1.5; K.Saunders 1; C.Jones 0.5

FF: None FR: None

TITANS-BRONCOS: GAME SUMMARY



Week 10: Titans 17, Broncos 10
Sunday, Nov. 13, 2022 • 12:00 p.m. CT • Nissan Stadium



In Week 10 of the 2022 season, the Titans hosted the Broncos and won by a score of 17-10. The defense recorded six sacks, the highest total during Head Coach **Mike Vrabel's** tenure, and allowed Denver to convert only four of their 17 third-down attempts (23.5 percent). Tennessee did not allow the Broncos to run a single red zone play.

Denver got on the board first and pulled ahead to a 10-0 lead. First, Broncos QB **Russell Wilson** led his team on an 80-yard scoring drive that resulted in a 66-yard touchdown pass to Broncos WR **Jalen Virgil**, 7-0.

Later in the second quarter, Denver constructed a nine-play scoring drive that included a 17-yard first-down pass from Wilson to Broncos WR **Courtland Sutton**. Ultimately, Denver was forced to settle for a field goal as Broncos K **Brandon McManus** converted a 39-yard attempt for a 10-0 lead.

However, the Titans put together a scoring drive of their own on the ensuing possession. QB **Ryan Tannehill** connected with WRs **Robert Woods** and **Nick Westbrook-Ikhine** for first-down passes and added an 11-yard first-down rush to move the sticks. The drive culminated in a nine-yard touchdown pass from Tannehill to Westbrook-Ikhine to cut Denver's lead to 10-7 heading into halftime.

Tennessee took the lead in the third quarter and never relinquished it. First, a three-play, 80-yard scoring drive saw the Titans pull ahead. RB **Derrick Henry** rushed for two yards, WR **Treyton Burks** caught a 15-yard ball, and then Tannehill hit Westbrook-Ikhine on a flea flicker for a 63-yard touchdown as Tennessee took a 14-10 lead.

In the fourth quarter, the Titans tacked on another score as a 10-play scoring possession culminated in a 35-yard field goal by K **Randy Bullock**, 17-10. The Tennessee defense shut out the Broncos in the second half, allowing the Titans to preserve the lead and seal a win at home.

SCORING

	1	2	3	4	Final
Denver	0	10	0	0	10
Tennessee	0	7	7	3	17

TEAM SCORING PLAY

TEAM	SCORING PLAY	TIME
Broncos	J.Virgil 66 yd. pass from R.Wilson (B.McManus kick)	2-8:21
Broncos	B.McManus 39 yd. Field Goal	2-2:23
Titans	N.Westbrook-Ikhine 9 yd. pass from R.Tannehill (R.Bullock kick)	2-0:12
Titans	N.Westbrook-Ikhine 63 yd. pass from R.Tannehill (R.Bullock kick)	3-5:14
Titans	R.Bullock 35 yd. Field Goal	4-2:59

Missed FGs: None

Attendance: 69,240

Time of Game: 3:20

Weather: 35°, Cloudy, Wind NNE 7 mph

Referee: Scott Novak



TEAM STATISTICS

	Broncos	Titans
TOTAL FIRST DOWNS	18	14
THIRD DOWN EFFICIENCY	4-17-23.5%	6-16-37.5%
FOURTH DOWN EFFICIENCY	2-3-66.7%	0-0-0.0%
TOTAL NET YARDS	313	307
Plays - Avg.	73-4.3	60-5.1
NET YARDS RUSHING	65	63
Rushes - Avg.	25-2.6	23-2.7
NET YARDS PASSING	248	244
Sacks - Yards Lost	6-38	1-11
PASS ATT-COMP-INT	42-21-1	36-19-0
PUNTS - Avg.	9-45.7	8-54.0
Net Punting Average	37.8	47.3
PUNT RETURNS - Yards	3-14	4-51
KICKOFF RETURNS - Yards	2-18	1-17
INTERCEPTIONS - Yards	0-0	1-1
PENALTIES Number and Yards	8-50	9-60
FUMBLES Number and Lost	3-0	2-1
TOUCHDOWNS	1	2
EXTRA POINTS Made-Attempts	1-1	2-2
RED ZONE EFFICIENCY	0-0-0%	1-2-50%
GOAL TO GO EFFICIENCY	0-0-0%	1-1-100%
SAFETIES	0	0
GIVEAWAYS	1	1
TAKEAWAYS	1	1
TIME OF POSSESSION	33:57	26:03

BRONCOS STARTERS

OFFENSE		DEFENSE	
WR 14	C.Sutton	OLB 53	J.Cooper
WR 10	J.Jeudy	DL 99	D.Williams
LT 76	C.Anderson	DL 98	M.Purcell
LG 66	D.Risner	DT 97	Dj.Jones
C 61	G.Glasgow	DE 93	D.Jones
RG 77	Q.Meinerz	ILB 47	J.Jewell
RT 57	B.Turner	ILB 50	J.Griffith
TE 80	G.Dulcich	ILB 49	A.Singleton
WR 15	J.Virgil	LCB 2	P.Surtain
QB 3	R.Wilson	RCB 27	D.Mathis
RB 25	M.Gordon	SS 22	K.Jackson

TITANS STARTERS

OFFENSE		DEFENSE	
WR 2	R.Woods	DE 94	M.Edwards
TE 87	G.Swaim	DE 97	K.Strong
LT 71	D.Daley	NT 93	T.Tart
LG 55	A.Brewer	DL 96	D.Autry
C 60	B.Jones	LB 51	D.Long
RG 64	N.Davis	LB 56	M.Rice
RT 78	N.Petit-Frere	CB 21	R.McCreary
TE 85	C.Okonkwo	S 31	K.Byard
WR 15	N.Westbrook-Ikhine	S 47	A.Adams
QB 17	R.Tannehill	CB 39	T.Mitchell
RB 22	D.Henry	CB 24	E.Molden

BRONCOS INDIVIDUAL STATISTICS

Rushing	Att	Yds	Avg	Lg	TD
L.Murray	9	24	2.7	10	0
M.Gordon	7	24	3.4	11	0
C.Edmonds	2	9	4.5	10	0
R.Wilson	7	8	1.1	9	0
Total	25	65	2.6	11	0

Passing	Att	Cmp	Yds	TD	Lg	IN	Rt
R.Wilson	42	21	286	1	66	1	70.1
Total	42	21	286	1	66	1	70.1

Receiving	No	Yds	Avg	Lg	TD
C.Sutton	6	66	11.0	17	0
K.Hinton	4	62	15.5	35	0
M.Gordon	4	46	11.5	17	0
L.Murray	3	23	7.7	14	0
J.Virgil	1	66	66.0	66	1
E.Saubert	1	12	12.0	12	0
G.Dulcich	1	11	11.0	11	0
C.Edmonds	1	0	0.0	0	0
Total	21	286	13.6	66	1

Interceptions	No	Yds	Avg	Lg	TD
None					

Leading Tacklers (Press Box Totals)

J.Jewell 9-6-3; A.Singleton 7-4-3; K.Jackson 5-4-1

Sacks: J.Martin 1

FF: None

FR: M.Purcell 1

TITANS INDIVIDUAL STATISTICS

Rushing	Att	Yds	Avg	Lg	TD
D.Henry	19	53	2.8	10	0
R.Tannehill	2	12	6.0	11	0
D.Hilliard	1	2	2.0	2	0
M.Willis	1	-4	-4.0	-4	0
Total	23	63	2.7	11	0

Passing	Att	Cmp	Yds	TD	Lg	IN	Rt
R.Tannehill	36	19	255	2	63	0	94.1
Total	36	19	255	2	63	0	94.1

Receiving	No	Yds	Avg	Lg	TD
N.Westbrook-Ikhine	5	119	23.8	63	2
A.Hooper	5	41	8.2	17	0
T.Burks	3	24	8.0	15	0
D.Henry	2	14	7.0	7	0
R.Woods	2	10	5.0	6	0
C.Okonkwo	1	41	41.0	41	0
D.Hilliard	1	6	6.0	6	0
Total	19	255	13.4	63	2

Interceptions	No	Yds	Avg	Lg	TD
T.Mitchell	1	1	1.0	1	0
Total	1	1	1.0	1	0

Leading Tacklers (Press Box Totals)

T.Mitchell 8-7-1; D.Long 8-3-5; A.Adams 7-6-1; M.Rice 7-4-3

Sacks: D.Walker 1.5; R.Weaver 1.5; D.Cole 1; M.Edwards 1; N.Jones 1

FF: R.Weaver 1

FR: None

TITANS-PACKERS: GAME SUMMARY



Week 11: Titans 27, Packers 17
Thursday, Nov. 17, 2022 • 7:15 p.m. CT • Lambeau Field



In Week 11 of the 2022 season, the Titans traveled to Green Bay for a primetime matchup against the Packers and won by a score of 27-17. The defense limited the Packers to just 56 rushing yards on 19 attempts (2.9 yards per carry), marking the eighth consecutive game in which the Titans defense did not allow the opposing offense to reach 100 rushing yards. Meanwhile, the Titans offense produced its highest totals of the season in first downs (21), third-down percentage (58.3), total net yards (408), total plays (64) and net passing yards (320).

Tennessee jumped out to an early lead with an 83-yard opening possession score. QB **Ryan Tannehill** found WR **Treyton Burks** for a 43-yard pass to move into Packers territory, as the drive ultimately concluded in a 14-yard touchdown pass from Tannehill to RB **Dontrell Hilliard**, 7-0 Titans. Tennessee never relinquished the lead.

Green Bay responded later in the first quarter with a touchdown drive of their own. Packers QB **Aaron Rodgers** constructed a 78-yard scoring march that culminated in a 14-yard touchdown pass to Packers WR **Christian Watson**. However DL **Denico Autry** blocked the extra point attempt, preserving a 7-6 Titans lead.

In the second quarter, the Titans doubled their points with a second touchdown. With a drive that began at the Packers 41-yard line, WR **Robert Woods** contributed three catches for 22 yards to move the chains. RB **Derrick Henry** then took the handoff and raced into the end zone for a four-yard touchdown, 14-6 Titans.

Green Bay started the second half with a scoring drive to narrow Tennessee's lead. Rodgers connected with Packers WRs **Randall Cobb** and **Allen Lazard** for first downs, but ultimately the Titans defended kept Green Bay out of the end zone and forced them to settle for a field goal. Packers K **Mason Crosby** converted a 39-yard kick, 14-9 Titans.

On the ensuing possession, Tennessee registered its third touchdown of the day on a 91-yard scoring drive. Tannehill linked up with TE **Chig Okonkwo** for a 31-yard play, and then with Henry for a 42-yard screen pass. On second down at the Green Bay three-yard line, Henry took the direct snap and tossed a three-yard touchdown pass to TE **Austin Hooper**. However, K **Josh Lambo's** extra point attempt was no good, 20-9 Titans.

Green Bay then responded with a scoring drive of their own as Rodgers tossed a

28-yard pass to Cobb en route to capping a 69-yard scoring possession with an eight-yard touchdown throw to Watson. Green Bay elected to go for two and was successful as Rodgers found Packers RB **Aaron Jones** on a jet sweep, 20-17 Titans.

With Tennessee's lead shrinking to just three points, the Titans took the field and strung together a quick five-play possession that increased the lead back to a two-score game. Tannehill tossed a 32-yard pass to Woods before ultimately connecting with Hooper for a 16-yard score, 27-17. The Titans were able to preserve the lead throughout the fourth quarter by not surrendering any points to Green Bay. After a 51-yard pass from Tannehill to Burks late in the stanza, Tennessee was able to kneel down inside the two-minute warning and seal a primetime road win.

SCORING

	1	2	3	4	Final
Tennessee	7	7	6	7	27
Green Bay	6	0	11	0	17

TEAM	SCORING PLAY	TIME
Titans	D.Hilliard 14 yd. pass from R.Tannehill (J.Lambo kick)	1-10:31
Packers	C.Watson 14 yd. pass from A.Rodgers (kick blocked)	1-0:00
Titans	D.Henry 4 yd. run (J.Lambo kick)	2-0:32
Packers	M.Crosby 39 yd. Field Goal	3-8:25
Titans	A.Hooper 3 yd. pass from D.Henry (kick failed, hru)	3-5:17
Packers	C.Watson 8 yd. pass from A.Rodgers (A.Rodgers-A.Jones pass)	3-2:04
Titans	A.Hooper 16 yd. pass from R.Tannehill (J.Lambo kick)	4-14:55

Missed FGs: None

Attendance: 77,506

Time of Game: 3:02

Weather: 26°, Cloudy, Wind W 10 mph

Referee: Bill Vinovich



TEAM STATISTICS

	Titans	Packers
TOTAL FIRST DOWNS	21	15
THIRD DOWN EFFICIENCY	7-13-53.8%	7-14-50.0%
FOURTH DOWN EFFICIENCY	1-2-50.0%	0-2-0.0%
TOTAL NET YARDS	408	271
Plays - Avg.	64-6.4	59-4.6
NET YARDS RUSHING	88	56
Rushes - Avg.	32-2.8	19-2.9
NET YARDS PASSING	320	215
Sacks - Yards Lost	3-17	1-12
PASS ATT-COMP-INT	29-24-1	39-24-0
PUNTS - Avg.	3-50.7	4-47.3
Net Punting Average	36.7	44.3
PUNT RETURNS - Yards	2-12	3-42
KICKOFF RETURNS - Yards	4-80	5-108
INTERCEPTIONS - Yards	0-0	1-22
PENALTIES Number and Yards	2-20	5-40
FUMBLES Number and Lost	0-0	1-0
TOUCHDOWNS	4	2
EXTRA POINTS Made-Attempts	3-4	1-2
RED ZONE EFFICIENCY	4-6-67%	2-3-67%
GOAL TO GO EFFICIENCY	2-3-67%	1-1-100%
SAFETIES	0	0
GIVEAWAYS	1	0
TAKEAWAY	0	1
TIME OF POSSESSION	32:28	27:32

TITANS STARTERS

OFFENSE	DEFENSE
WR 2 R.Woods	DL 95 D.Walker
TE 85 C.Okonkwo	DT 98 J.Simmons
LT 71 D.Daley	NT 93 T.Tart
LG 75 D.Radunz	DL 96 D.Autry
C 55 A.Brewer	ILB 51 D.Long
RG 64 N.Davis	ILB 56 M.Rice
RT 78 N.Petit-Frere	ILB 52 J.Schobert
WR 15 N.Westbrook-Ikhine	CB 21 R.McCreary
WR 16 T.Burks	CB 26 K.Fulton
QB 17 R.Tannehill	S 31 K.Byard
RB 22 D.Henry	S 47 A.Adams

PACKERS STARTERS

OFFENSE	DEFENSE
WR 9 C.Watson	DE 94 D.Lowry
LT 69 D.Bakhtiari	NT 97 K.Clark
LG 74 E.Jenkins	DE 90 J.Reed
C 71 J.Myers	OLB 91 P.Smith
RG 76 J.Runyan	ILB 7 Q.Walker
RT 73 Y.Nijman	OLB 55 K.Enagbare
TE 89 M.Lewis	CB 29 R.Douglas
WR 13 A.Lazard	CB 23 J.Alexander
QB 12 A.Rodgers	S 20 R.Ford
TE 81 J.Deguara	S 31 A.Amos
RB 33 A.Jones	S 26 D.Savage

TITANS INDIVIDUAL STATISTICS

Rushing	Att	Yds	Avg	Lg	TD
D.Henry	28	87	3.1	9	1
D.Hilliard	1	4	4.0	4	0
R.Tannehill	3	-3	-1.0	-1	0
Total	32	88	2.8	9	1

Passing	Att	Cmp	Yds	TD	Lg	IN	Rt
R.Tannehill	27	22	333	2	51	1	127.3
D.Henry	2	2	4	1	3	0	118.8
Total	29	24	337	3	51	1	135.2

Receiving	No	Yds	Avg	Lg	TD
T.Burks	7	111	15.9	51	0
R.Woods	6	69	11.5	32	0
A.Hooper	4	36	9.0	16	2
D.Henry	2	45	22.5	42	0
N.Westbrook-Ikhine	2	28	14.0	19	0
C.Okonkwo	1	31	31.0	31	0
D.Hilliard	1	14	14.0	14	1
G.Swaim	1	3	3.0	3	0
Total	24	337	14.0	51	3

Interceptions	No	Yds	Avg	Lg	TD
None					

Leading Tacklers (Press Box Totals)
D.Long 9-6-3; J.Kalu 6-6-0; K.Byard 6-6-0

Sacks: J.Simmons 1
 FF: J.Kalu 1
 FR: None

PACKERS INDIVIDUAL STATISTICS

Rushing	Att	Yds	Avg	Lg	TD
A.Jones	12	40	3.3	14	0
A.Dillon	6	13	2.2	5	0
C.Watson	1	3	3.0	3	0
Total	19	56	2.9	14	0

Passing	Att	Cmp	Yds	TD	Lg	IN	Rt
A.Rodgers	39	24	227	2	28	0	94.7
Total	39	24	227	2	28	0	94.7

Receiving	No	Yds	Avg	Lg	TD
R.Cobb	6	73	12.2	28	0
A.Jones	6	20	3.3	11	0
A.Lazard	5	57	11.4	23	0
C.Watson	4	48	12.0	18	2
R.Tonyan	2	19	9.5	10	0
A.Dillon	1	10	10.0	10	0
Total	24	227	9.5	28	2

Interceptions	No	Yds	Avg	Lg	TD
R.Douglas	1	22	22.0	22	0
Total	1	22	22.0	22	0

Leading Tacklers (Press Box Totals)
K.Barnes 12-6-6; Q.Walker 11-7-4; A.Amons 9-5-4

Sacks: P.Smith 1.5; K.Barnes 1; Q.Walker 0.5
 FF: None
 FR: None

TITANS-BENGALS: GAME SUMMARY



Week 12: Titans 16, Bengals 20
Sunday, Nov. 27, 2022 • 12:00 p.m. CT • Nissan Stadium



In Week 12 of the 2022 season, the Titans hosted the Bengals and fell by a score of 20-17. The defense produced its eighth consecutive game in which they did not allow their opponent to score more than 20 points, however the Titans were unable to mount a late-game comeback to earn a victory.

The Titans got on the board first in the second quarter. QB **Ryan Tannehill** guided the offense on a 10-play scoring drive that was aided by a 25-yard pass to WR **Nick Westbrook-Ikhine** for a first down at the Cincinnati 26-yard line. However, Tennessee was forced to settle for a field goal as rookie K **Caleb Shudak** converted a 33-yard attempt, 3-0 Titans.

Cincinnati responded with a field goal of their own as a seven-play scoring possession culminated in a 47-yard field goal by Bengals K **Evan McPherson**, 3-3. On the ensuing Tennessee possession, the Titans added another score. Tannehill connected with RB **Derrick Henry** for a 69-yard screen pass, but Henry fumbled the ball at the Cincinnati six-yard line and it was recovered in the end zone by WR **Treyton Burks** for a go-ahead score, 10-3.

Later in the second stanza, Bengals QB **Joe Burrow** guided his offense on a game-tying possession. Burrow connected with Bengals RB **Samaje Perine** for a 32-yard gain, and with Bengals HB **Trayveon Williams** for a 24-yard pass, before Perine ran a seven-yard score into the end zone. The score was knotted 10-10 heading into halftime.

Each team added a field goal score in the third quarter. First, Cincinnati produced a 14-play possession that included first-down catches by Bengals WRs **Tee Higgins** and **Tyler Boyd**. On fourth-and-14, McPherson's 38-yard field goal put the Bengals ahead, 13-10. On the first play of the following Titans possession, Tannehill found Burks for a 51-yard ball to move into Cincinnati territory. Ultimately, Shudak converted a 24-yarder to tie the score at 13-13.

In the fourth quarter, Cincinnati took the lead on a touchdown score. Higgins caught two passes for 51 yards with one touchdown on the drive as the Bengals pulled ahead, 20-13. The Titans were able to inch closer with a 38-yard field goal to make it 20-16, but ultimately Tennessee ran out of time to construct a comeback and fell to the Bengals at home.

SCORING	1	2	3	4	Final
Cincinnati	0	10	3	7	20
Tennessee	0	10	3	3	16

TEAM	SCORING PLAY	TIME
Titans	C.Shudak 33 yd. Field Goal	2-14:06
Bengals	E.McPherson 47 yd. Field Goal	2-11:30
Titans	T.Burks fumble recovery in end zone (C.Shudak kick)	2-11:15
Bengals	S.Perine 7 yd. run (E.McPherson kick)	2-1:55
Bengals	E.McPherson 38 yd. Field Goal	3-2:35
Titans	C.Shudak 24 yd. Field Goal	3-0:39
Bengals	T.Higgins 27 yd. pass from J.Burrow (E.McPherson kick)	4-13:42
Titans	C.Shudak 38 yd. Field Goal	4-6:07

Missed FGs: C.Shudak 35WR

Attendance: 69,441

Time of Game: 2:58

Weather: 55°, Cloudy, Wind SW 20 mph

Referee: Carl Cheffers



TEAM STATISTICS

	Bengals	Titans
TOTAL FIRST DOWNS	21	15
THIRD DOWN EFFICIENCY	5-14-35.7%	7-16-43.8%
FOURTH DOWN EFFICIENCY	0-0-0.0%	0-0-0.0%
TOTAL NET YARDS	374	344
Plays - Avg.	66-5.7	56-6.1
NET YARDS RUSHING	108	63
Rushes - Avg.	28-3.9	21-3.0
NET YARDS PASSING	266	281
Sacks - Yards Lost	1-4	1-10
PASS ATT-COMP-INT	37-22-0	34-22-0
PUNTS - Avg.	5-51.8	5-53.8
Net Punting Average	43.4	43.8
PUNT RETURNS - Yards	2-10	4-42
KICKOFF RETURNS - Yards	1-14	1-20
INTERCEPTIONS - Yards	0-0	0-0
PENALTIES Number and Yards	9-80	8-57
FUMBLES Number and Lost	0-0	1-0
TOUCHDOWNS	2	1
EXTRA POINTS Made-Attempts	2-2	1-1
RED ZONE EFFICIENCY	1-3-33%	0-3-0%
GOAL TO GO EFFICIENCY	1-2-50%	0-0-0%
SAFETIES	0	0
GIVEAWAYS	0	0
TAKEAWAYS	0	0
TIME OF POSSESSION	31:46	28:14

BENGALS STARTERS

OFFENSE		DEFENSE	
WR 85	T.Higgins	LDE 94	S.Hubbard
WR 83	T.Boyd	NT 98	D.Reader
TE 88	H.Hurst	DT 92	B.Hill
LT 73	J.Williams	DT 95	Z.Carter
LG 67	C.Volson	RDE 91	T.Hendrickson
C 64	T.Karras	LB 55	L.Wilson
RG 65	A.Cappa	LB 57	G.Pratt
RT 71	L.Collins	CB 20	E.Apple
TE 84	M.Wilcox	CB 29	C.Taylor-Britt
QB 9	J.Burrow	S 24	V.Bell
HB 34	S.Perine	S 30	J.Bates

TITANS STARTERS

OFFENSE		DEFENSE	
TE 87	G.Swaim	OLB 48	B.Dupree
LT 71	D.Daley	NT 93	T.Tart
LG 75	D.Radunz	DT 98	J.Simmons
C 55	A.Brewer	DE 94	M.Edwards
RG 64	N.Davis	ILB 51	D.Long
RT 78	N.Petit-Frere	ILB 53	D.Cole
TE 86	K.Rader	CB 21	R.McCreary
WR 2	R.Woods	CB 26	K.Fulton
WR 15	N.Westbrook-Ikhine	DB 37	A.Hooker
QB 17	R.Tannehill	S 31	K.Byard
RB 22	D.Henry	S 47	A.Adams

BENGALS INDIVIDUAL STATISTICS

Rushing	Att	Yds	Avg	Lg	TD
S.Perine	17	58	3.4	9	1
J.Burrow	9	32	3.6	13	0
T.Williams	2	18	9.0	16	0
Total	28	108	3.9	16	1

Passing	Att	Cmp	Yds	TD	Lg	IN	Rt
J.Burrow	37	22	270	1	32	0	91.0
Total	37	22	270	1	32	0	91.0

Receiving	No	Yds	Avg	Lg	TD
T.Higgins	7	114	16.3	29	1
H.Hurst	6	57	9.5	29	0
S.Perine	4	35	8.8	32	0
T.Boyd	2	16	8.0	9	0
T.Williams	1	24	24.0	24	0
T.Irwin	1	16	16.0	16	0
T.Taylor	1	8	8.0	8	0
Total	22	270	12.3	32	1

Interceptions	No	Yds	Avg	Lg	TD
None					

Leading Tacklers (Press Box Totals)

L.Wilson 9-5-4; C.Taylor-Britt 8-7-1; M.Hilton 7-6-1

Sacks: S.Hubbard 1

FF: C.Taylor-Britt 1

FR: None

TITANS INDIVIDUAL STATISTICS

Rushing	Att	Yds	Avg	Lg	TD
D.Henry	17	38	2.2	9	0
D.Hilliard	2	16	8.0	11	0
R.Tannehill	2	9	4.5	5	0
Total	21	63	3.0	11	0

Passing	Att	Cmp	Yds	TD	Lg	IN	Rt
R.Tannehill	34	22	291	0	69	0	91.7
Total	34	22	291	0	69	0	91.7

Receiving	No	Yds	Avg	Lg	TD
T.Burks	4	70	17.5	51	0
N.Westbrook-Ikhine	4	58	14.5	25	0
D.Henry	3	79	26.3	69	0
C.Okonkwo	3	35	11.7	17	0
A.Hooper	3	30	10.0	12	0
D.Hilliard	3	3	1.0	6	0
R.Woods	2	16	8.0	10	0
Total	22	291	13.2	69	0

Interceptions	No	Yds	Avg	Lg	TD
None					

Leading Tacklers (Press Box Totals)

A.Hooker 8-6-2; K.Byard 7-5-2; D.Long 6-5-1; K.Fulton 6-5-1; D.Cole 6-3-3

Sacks: D.Walker 1

FF: None

FR: None

TITANS-EAGLES: GAME SUMMARY



Week 13: Titans 10, Eagles 35
Sunday, Dec. 4, 2022 • 1:00 p.m. ET • Lincoln Financial Field



In Week 13 of the 2022 season, the Titans traveled to Philadelphia and fell to the Eagles by a score of 35-10.

Philadelphia got on the board on the team's opening possession as Eagles QB **Jalen Hurts** guided his team on a 75-yard scoring drive. Hurts tossed first-down passes to Eagles WR **DeVonta Smith** and Eagles RB **Kenneth Gainwell**, before connecting with Smith for a 34-yard touchdown, 7-0 Eagles. Later in the first quarter, Tennessee tied the score with a 10-play scoring possession. QB **Ryan Tannehill** carried the ball twice for 25 yards and two first downs, one of which he earned on fourth-and-seven, before connecting with WR **Treyton Burks** for a 25-yard touchdown, 7-7.

Philadelphia took the lead in the second quarter and never relinquished it. An 85-yard possession culminated with a 40-yard touchdown pass from Hurts to Eagles WR **A.J. Brown**, 14-7.

The Titans tacked on a score later in the second quarter. Tannehill linked up with TE **Chig Okonkwo** for a 41-yard pass to move the chains, but Tennessee was forced to settle for a field goal as K **Randy Bullock** converted a 36-yard attempt, 14-10 Eagles. However, on the ensuing Philadelphia possession, the Eagles extended their lead. With a first-and-goal at the Titans' six-yard line, it was ultimately Hurts who ran into the end zone on a two-yard rushing score to make it 21-10 heading into halftime.

The Eagles added a touchdown in each of the second-half stanzas to put the game out of reach for Tennessee. In the third quarter, Philadelphia began its drive at the 50-yard line and swiftly moved into Titans territory. Hurts hit Brown for a 29-yard touchdown to make it 28-10, Eagles.

In the fourth quarter, a 16-play possession culminated in a three-yard rushing score by Eagles RB **Miles Sanders** as Philadelphia went ahead 35-10 and handed Tennessee a loss on the road.

SCORING

	1	2	3	4	Final
Tennessee	7	3	0	0	10
Philadelphia	7	14	7	7	35

TEAM	SCORING PLAY	TIME
Eagles	D.Smith 34 yd. pass from J.Hurts (J.Elliott kick)	1-12:03
Titans	T.Burks 25 yd. pass from R.Tannehill (R.Bullock kick)	1-2:47
Eagles	A.Brown 40 yd. pass from J.Hurts (J.Elliott kick)	2-13:55
Titans	R.Bullock 36 yd. Field Goal	2-3:28
Eagles	J.Hurts 2 yd. run (J.Elliott kick)	2-0:51
Eagles	A.Brown 29 yd. pass from J.Hurts (J.Elliott kick)	3-12:07
Eagles	M.Sanders 3 yd. run (J.Elliott kick)	4-11:27

Missed FGs: None

Attendance: 69,879

Time of Game: 3:09

Weather: 45°, Mostly Sunny, Wind NW 7 mph

Referee: Adrian Hill



TEAM STATISTICS

	Titans	Eagles
TOTAL FIRST DOWNS	11	26
THIRD DOWN EFFICIENCY	4-14-28.6%	3-11-27.3%
FOURTH DOWN EFFICIENCY	1-2-50.0%	3-3-100.0%
TOTAL NET YARDS	209	453
Plays - Avg.	53-3.9	67-6.8
NET YARDS RUSHING	87	67
Rushes - Avg.	21-4.1	24-2.8
NET YARDS PASSING	122	386
Sacks - Yards Lost	6-35	2-5
PASS ATT-COMP-INT	26-16-0	41-30-0
PUNTS - Avg.	7-57.3	5-43.0
Net Punting Average	42.3	34.6
PUNT RETURNS - Yards	4-42	6-105
KICKOFF RETURNS - Yards	3-62	2-37
INTERCEPTIONS - Yards	0-0	0-0
PENALTIES Number and Yards	7-82	12-80
FUMBLES Number and Lost	0-0	1-0
TOUCHDOWNS	1	5
EXTRA POINTS Made-Attempts	1-1	5-5
RED ZONE EFFICIENCY	0-2-0%	2-2-100%
GOAL TO GO EFFICIENCY	0-0-0%	2-2-100%
SAFETIES	0	0
GIVEAWAYS	0	0
TAKEAWAYS	0	0
TIME OF POSSESSION	27:27	32:33

TITANS STARTERS

OFFENSE		DEFENSE	
WR 16	T.Burks	OLB 48	B.Dupree
LT 71	D.Daley	NT 93	T.Tart
LG 55	A.Brewer	DT 98	J.Simmons
C 60	B.Jones	DE 94	M.Edwards
RG 64	N.Davis	ILB 51	D.Long
RT 78	N.Petit-Frere	ILB 53	D.Cole
TE 87	G.Swaim	S 47	A.Adams
TE 81	A.Hooper	CB 26	K.Fulton
WR 2	R.Woods	CB 21	R.McCreary
QB 17	R.Tannehill	S 37	A.Hooker
RB 22	D.Henry	S 31	K.Byard

EAGLES STARTERS

OFFENSE		DEFENSE	
WR 11	A.Brown	DE 94	J.Sweat
TE 89	J.Stoll	DT 97	J.Hargrave
LT 68	J.Mailata	DE 72	L.Joseph
LG 69	L.Dickerson	DT 91	F.Cox
C 62	J.Kelce	SAM 7	H.Reddick
RG 56	I.Seumalo	MIKE 57	T.Edwards
RT 65	L.Johnson	WILL 43	K.White
WR 16	Q.Watkins	CB 24	J.Bradberry
WR 6	D.Smith	CB 2	D.Slay
QB 1	J.Hurts	S 22	M.Epps
RB 26	M.Sanders	S 32	R.Blankenship

TITANS INDIVIDUAL STATISTICS

Rushing	Att	Yds	Avg	Lg	TD
R.Tannehill	3	34	11.3	17	0
D.Henry	11	30	2.7	6	0
J.Chestnut	5	13	2.6	5	0
M.Willis	1	8	8.0	8	0
D.Hilliard	1	2	2.0	2	0
Total	21	87	4.1	17	0

Passing	Att	Cmp	Yds	TD	Lg	IN	Rt
R.Tannehill	22	14	141	1	41	0	97.0
M.Willis	4	2	16	0	10	0	60.4
Total	26	16	157	1	41	0	91.3

Receiving	No	Yds	Avg	Lg	TD
C.Okonkwo	4	68	17.0	41	0
A.Hooper	3	22	7.3	9	0
D.Hilliard	2	14	7.0	10	0
D.Henry	2	8	4.0	6	0
T.Burks	1	25	25.0	25	1
R.Woods	1	6	6.0	6	0
C.Board	1	6	6.0	6	0
N.Westbrook-Ikhine	1	4	4.0	4	0
G.Swaim	1	4	4.0	4	0
Total	16	157	9.8	41	1

Interceptions	No	Yds	Avg	Lg	TD
None					

Leading Tacklers (Press Box Totals)

T.Avery 7-6-1; K.Byard 7-4-3

Sacks: M.Edwards 1; B.Dupree 1

FF: B.Dupree 1

FR: None

EAGLES INDIVIDUAL STATISTICS

Rushing	Att	Yds	Avg	Lg	TD
M.Sanders	10	24	2.4	5	1
B.Scott	6	16	2.7	5	0
K.Gainwell	3	15	5.0	13	0
J.Hurts	5	12	2.4	4	1
Total	24	67	2.8	13	2

Passing	Att	Cmp	Yds	TD	Lg	IN	Rt
J.Hurts	39	29	380	3	40	0	130.3
G.Minshew	2	1	11	0	11	0	66.7
Total	41	30	391	3	40	0	127.2

Receiving	No	Yds	Avg	Lg	TD
A.Brown	8	119	14.9	40	2
D.Smith	5	102	20.4	34	1
Q.Watkins	5	37	7.4	16	0
J.Stoll	3	41	13.7	26	0
K.Gainwell	3	38	12.7	14	0
Z.Pascal	2	16	8.0	11	0
M.Sanders	2	14	7.0	8	0
G.Calcaterra	1	19	19.0	19	0
B.Scott	1	5	5.0	5	0
Total	30	391	13.0	40	3

Interceptions	No	Yds	Avg	Lg	TD
None					

Leading Tacklers (Press Box Totals)

T.Edwards 6-4-2; N.Dean 5-4-1; K.White 5-3-2

Sacks: J.Sweat 2; J.Hargrave 1; B.Graham 1; F.Cox 1; H.Reddick 1

FF: None

FR: None

TITANS-JAGUARS: GAME SUMMARY



Week 14: Jaguars 36, Titans 22
 Sunday, Dec. 11, 2022 • 12:00 p.m. CT • Nissan Stadium



In Week 14 of the 2022 season, the Titans hosted the Jaguars and fell by a score of 36-22.

Tennessee got on the board on its opening possession with a 10-play scoring drive that included first-down receptions by WRs **Nick Westbrook-Ikhine** and **Robert Woods**, as well as TE **Chig Okonkwo**. Ultimately, RB **Derrick Henry** ran in a three-yard rushing score for an early 7-0 Titans lead. Later in the first quarter, QB **Ryan Tannehill** was strip-sacked and the ball was recovered by Jaguars DL **Dawuane Smoot**, giving Jacksonville a first down at the Tennessee 20-yard line. Jaguars QB **Trevor Lawrence** found Jaguars TE **Evan Engram** for a 12-yard touchdown to capitalize on the turnover and tie the score, 7-7.

On the ensuing Titans possession, Tennessee took the lead back with a six-play scoring possession. Henry broke free for a 50-yard gain to earn a first down at the Jacksonville 25-yard line, before Tannehill found Okonkwo for a 10-yard touchdown pass, 14-7 Tennessee.

In the second quarter, Tannehill's pass was intercepted by Jaguars S **Andrew Wingard** and returned 13 yards to the Jacksonville 46-yard line, as Jaguars K **Riley Patterson** was able to tack on a 37-yard field goal, 14-10 Titans. After forcing the Titans to go three-and-out, Jacksonville added another field goal as Patterson converted a 43-yarder, 14-13 Titans. On the ensuing Titans possession, with Tennessee driving in Jacksonville territory, Tannehill tossed a 16-yard pass to Henry. However, Henry fumbled the ball and it was recovered by Jaguars OLB **Josh Allen** for a Jacksonville first down at their own 22-yard line. Lawrence found Jaguars WR **Christian Kirk** for a 23-yard pass, Engram for a 18-yard first down, and ultimately, Jaguars WR **Zay Jones** for a 20-yard touchdown pass as Jacksonville took a 20-14 lead into halftime.

In the third stanza, Jacksonville scored 13 points to increase their lead. First, a 72-yard drive culminated in a one-yard rushing score by Lawrence, 27-14. Then, a five-play possession resulted in a 21-yard touchdown pass from Lawrence to Engram. Jacksonville elected to go for two, but Lawrence's pass fell incomplete, 33-14 Jaguars.

Jacksonville capitalized on another Titans turnover in the fourth quarter, as a fumbled snap was recovered by Jaguars OLB **Arden Key** at the Tennessee 30-yard line. Patterson converted a 33-yard field goal to make it 36-14, Jacksonville. On the ensuing

Titans possession, Tennessee put together a 10-yard scoring drive, aided by two first-down passes to TE **Austin Hooper**. The drive concluded with a two-yard touchdown pass from Tannehill to Westbrook-Ikhine, and Tennessee's two-point conversion was successful as Tannehill found Okonkwo on a pass play. The Titans inched closer to make it 36-22, but ultimately could not construct a comeback and fell at home.

SCORING

	1	2	3	4	Final
Jacksonville	7	13	13	3	36
Tennessee	14	0	0	8	22

TEAM SCORING PLAY

TEAM	SCORING PLAY	TIME
Titans	D.Henry 3 yd. run (R.Bullock kick)	1-9:09
Jaguars	E.Engram 12 yd. pass from T.Lawrence (R.Patterson kick)	1-6:01
Titans	C.Okonkwo 10 yd. pass from R.Tannehill (R.Bullock kick)	1-3:03
Jaguars	R.Patterson 37 yd. Field Goal	2-8:52
Jaguars	R.Patterson 43 yd. Field Goal	2-3:10
Jaguars	Z.Jones 20 yd. pass from T.Lawrence (R.Patterson kick)	2-0:11
Jaguars	T.Lawrence 1 yd. run (R.Patterson kick)	3-7:53
Jaguars	E.Engram 21 yd. pass from T.Lawrence (pass failed)	3-3:07
Jaguars	R.Patterson 33 yd. Field Goal	4-10:52
Titans	N.Westbrook-Ikhine 2 yd. pass from R.Tannehill (R.Tannehill-C.Okonkwo pass)	4-7:15

Missed FGs: None

Attendance: 68,409

Time of Game: 3:13

Weather: 50°, Cloudy, Wind NNE 5 mph

Referee: Clay Martin



TEAM STATISTICS

	Jaguars	Titans
TOTAL FIRST DOWNS	22	22
THIRD DOWN EFFICIENCY	6-13-46.2%	5-10-50.0%
FOURTH DOWN EFFICIENCY	0-1-0.0%	0-1-0.0%
TOTAL NET YARDS	428	364
Plays - Avg.	67-6.4	62-5.9
NET YARDS RUSHING	60	137
Rushes - Avg.	25-2.4	20-6.9
NET YARDS PASSING	368	227
Sacks - Yards Lost	0-0	4-27
PASS ATT-COMP-INT	42-30-0	38-25-1
PUNTS - Avg.	3-44.3	3-50.0
Net Punting Average	43.0	43.3
PUNT RETURNS - Yards	3-20	3-4
KICKOFF RETURNS - Yards	2-42	3-76
INTERCEPTIONS - Yards	1-13	0-0
PENALTIES Number and Yards	9-70	5-50
FUMBLES Number and Lost	0-0	4-3
TOUCHDOWNS	4	3
EXTRA POINTS Made-Attempts	3-4	3-3
RED ZONE EFFICIENCY	2-4-50%	3-3-100%
GOAL TO GO EFFICIENCY	1-1-100%	2-2-100%
SAFETIES	0	0
GIVEAWAYS	0	4
TAKEAWAYS	4	0
TIME OF POSSESSION	32:52	27:08

JAGUARS STARTERS

OFFENSE		DEFENSE	
WR 13	C.Kirk	DE 95	R.Robertson-Harris
WR 11	M.Jones	DT 52	D.Hamilton
LT 74	C.Robinson	DE 94	F.Fatukasi
LG 69	T.Shatley	WILL 41	J.Allen
C 79	L.Fortner	SAM 44	T.Walker
RG 68	B.Scherff	LB 23	F.Oluokun
RT 75	J.Taylor	LB 33	D.Lloyd
TE 17	E.Engram	CB 31	D.Williams
WR 7	Z.Jones	CB 32	T.Campbell
QB 16	T.Lawrence	SS 2	R.Jenkins
RB 1	T.Etienne	S 42	A.Wingard

TITANS STARTERS

OFFENSE		DEFENSE	
WR 15	N.Westbrook-Ikhine	OLB 48	B.Dupree
LT 71	D.Daley	NT 93	T.Tart
LG 55	A.Brewer	DT 98	J.Simmons
C 60	B.Jones	DE 94	M.Edwards
RG 64	N.Davis	ILB 53	D.Cole
RT 78	N.Petit-Frere	ILB 56	M.Rice
TE 61	L.Clark	CB 21	R.McCreary
WR 2	R.Woods	DB 39	T.Mitchell
TE 86	K.Rader	DB 37	A.Hooker
QB 17	R.Tannehill	S 47	A.Adams
RB 22	D.Henry	S 31	K.Byard

JAGUARS INDIVIDUAL STATISTICS

Rushing	Att	Yds	Avg	Lg	TD
T.Etienne	17	32	1.9	7	0
J.Hasty	4	13	3.3	10	0
J.Agnew	1	8	8.0	8	0
T.Lawrence	3	7	2.3	7	1
Total	25	60	2.4	10	1

Passing	Att	Cmp	Yds	TD	Lg	IN	Rt
T.Lawrence	42	30	368	3	25	0	121.9
Total	42	30	368	3	25	0	121.9

Receiving	No	Yds	Avg	Lg	TD
E.Engram	11	162	14.7	25	2
Z.Jones	8	77	9.6	20	1
C.Kirk	5	45	9.0	23	0
J.Agnew	3	36	12.0	16	0
M.Jones	1	22	22.0	22	0
C.Manhertz	1	21	21.0	21	0
D.Arnold	1	5	5.0	5	0
Total	30	368	12.3	25	3

Interceptions	No	Yds	Avg	Lg	TD
A.Wingard	1	13	13.0	13	0
Total	1	13	13.0	13	0

Leading Tacklers (Press Box Totals)

F.Oluokun 14-10-4; D.Lloyd 8-4-4; A.Wingard 7-6-1

Sacks: A.Key 1; J.Allen 1; T.Walker 1; F.Fatukasi

FF: T.Walker 1; S.Quarterman 1

FR: A.Key 1; J.Allen 1; D.Smoot 1

TITANS INDIVIDUAL STATISTICS

Rushing	Att	Yds	Avg	Lg	TD
D.Henry	17	121	7.1	50	1
R.Tannehill	2	16	8.0	8	0
C.Okonkwo	1	0	0.0	0	0
Total	20	137	6.9	50	1

Passing	Att	Cmp	Yds	TD	Lg	IN	Rt
R.Tannehill	38	25	254	2	27	1	91.3
Total	38	25	254	2	27	1	91.3

Receiving	No	Yds	Avg	Lg	TD
C.Okonkwo	6	45	7.5	15	1
A.Hooper	5	68	13.6	24	0
R.Woods	5	49	9.8	18	0
D.Henry	3	34	11.3	16	0
N.Westbrook-Ikhine	3	23	7.7	13	1
J.Chestnut	2	8	4.0	4	0
C.Conley	1	27	27.0	27	0
Total	25	254	10.2	27	2

Interceptions	No	Yds	Avg	Lg	TD
None					

Leading Tacklers (Press Box Totals)

M.Rice 12-7-5; A.Adams 10-8-2; B.Dupree 6-5-1

Sacks: None

FF: None FR: None

TITANS-CHARGERS: GAME SUMMARY



Week 15: Titans 14, Chargers 17
Sunday, Dec. 18, 2022 • 1:25 p.m. PT • SoFi Stadium



In Week 15 of the 2022 season, the Titans traveled to Los Angeles to face the Chargers and fell by a score of 17-14. Despite the Titans defense limiting the Chargers' offense to four total third-down conversions on 13 attempts, it was Los Angeles' go-ahead field goal with four seconds remaining in regulation that sealed a Tennessee loss.

Los Angeles got on the board first on the team's opening possession with a 14-play drive. Chargers QB **Justin Herbert** connected with Chargers TE **Donald Parham Jr.** for an 18-yard gain, and with Chargers WR **Keenan Allen** for a 14-yard pass to help move the chains. Ultimately, the drive culminated in a one-yard rushing touchdown by Chargers RB **Joshua Kelley**, 7-0 Los Angeles.

In the second quarter, the Titans knotted the score at 7-7. RB **Derrick Henry** accounted for every yard on Tennessee's 63-yard scoring drive, catching a 37-yard reception, and rushing for 26 yards on three carries, including a four-yard rushing touchdown that he took into the end zone on a direct snap to make it 7-7.

The Chargers pulled ahead in the fourth quarter with a 59-yard scoring drive. Herbert connected with Allen for a 31-yard pass to generate a first down at the Tennessee 15-yard line. Chargers RB **Austin Ekeler** advanced the ball 12 yards for a first-and-goal, before Ekeler then found the end zone on a three-yard touchdown rush. Los Angeles took the lead, 14-7.

However, Tennessee responded later in the fourth quarter with a game-tying touchdown drive. QB **Ryan Tannehill** found TE **Chig Okonkwo** for a 28-yard pass and a first down at the Chargers' 21-yard line, and then connected with TE **Austin Hooper** for a 17-yard gain and a first-and-goal at the four-yard line. The drive culminated in a one-yard rushing score by Tannehill on a quarterback sneak to make it 14-14 with less than one minute remaining in regulation.

As Los Angeles took possession of the ball, Herbert guided the Chargers down the field and into field goal range, linking up with Chargers WR **Mike Williams** twice for 51 yards. Ultimately, Chargers K **Cameron Dicker** converted a 43-yard field goal to put

Los Angeles ahead 17-14 with four seconds remaining in the game. Tennessee was unable to mount a comeback and fell to Los Angeles on the road.

SCORING

	1	2	3	4	Final
Tennessee	0	7	0	7	14
Los Angeles	7	0	0	10	17

TEAM SCORING PLAY

TEAM	SCORING PLAY	TIME
Chargers	J.Kelley 1 yd. run (C.Dicker kick)	1-4:25
Titans	D.Henry 4 yd. run (R.Bullock kick)	2-10:09
Chargers	A.Ekeler 3 yd. run (C.Dicker kick)	4-10:28
Titans	R.Tannehill 1 yd. run (R.Bullock kick)	4-0:48
Chargers	C.Dicker 43 yd. Field Goal	4-0:04

Missed FGs: R.Bullock 51WR

Attendance: 70,240

Time of Game: 3:02

Weather: 64°, Wind NE 9 mph

Referee: Land Clark



TEAM STATISTICS

	Titans	Chargers
TOTAL FIRST DOWNS	17	23
THIRD DOWN EFFICIENCY	3-11-27.3%	4-13-30.8%
FOURTH DOWN EFFICIENCY	0-0-0.0%	2-2-100.0%
TOTAL NET YARDS	284	365
Plays - Avg.	57-5.0	69-5.3
NET YARDS RUSHING	127	74
Rushes - Avg.	27-4.7	24-3.1
NET YARDS PASSING	157	291
Sacks - Yards Lost	4-28	3-22
PASS ATT-COMP-INT	26-18-1	42-28-2
PUNTS - Avg.	7-56.0	7-41.6
Net Punting Average	45.6	38.7
PUNT RETURNS - Yards	2-0	4-53
KICKOFF RETURNS - Yards	1-6	1-17
INTERCEPTIONS - Yards	2-3	1-0
PENALTIES Number and Yards	6-62	3-20
FUMBLES Number and Lost	2-0	0-0
TOUCHDOWNS	2	2
EXTRA POINTS Made-Attempts	2-2	2-2
RED ZONE EFFICIENCY	2-2-100%	2-2-100%
GOAL TO GO EFFICIENCY	2-2-100%	2-2-100%
SAFETIES	0	0
GIVEAWAYS	1	2
TAKEAWAYS	2	1
TIME OF POSSESSION	30:12	29:48

TITANS STARTERS

OFFENSE		DEFENSE	
WR 15	N.Westbrook-Ikhine	OLB 48	B.Dupree
TE 85	C.Okonkwo	DT 98	J.Simmons
LT 71	D.Daley	NT 90	N.Jones
LG 55	A.Brewer	DE 94	M.Edwards
C 60	B.Jones	ILB 53	D.Cole
RG 64	N.Davis	ILB 56	M.Rice
RT 78	N.Petit-Frere	CB 21	R.McCreary
TE 87	G.Swaim	DB 23	J.Reid
WR 2	R.Woods	CB 39	T.Mitchell
QB 17	R.Tannehill	S 47	A.Adams
RB 22	D.Henry	S 31	K.Byard

CHARGERS STARTERS

OFFENSE		DEFENSE	
WR 81	M.Williams	EDGE 52	K.Mack
LT 68	J.Salyer	DL 56	M.Fox
LG 71	M.Feiler	DL 96	B.Fehoko
C 63	C.Linsley	DL 69	S.Joseph
RG 77	Z.Johnson	EDGE 8	K.Van Noy
RT 79	T.Pipkins	LB 49	D.Tranquill
TE 7	G.Everett	LB 9	K.Murray
WR 13	K.Allen	CB 43	M.Davis
QB 10	J.Herbert	S 24	N.Adderley
RB 25	J.Kelley	S 32	A.Gilman
RB 30	A.Ekeler	DB 36	J.Taylor

TITANS INDIVIDUAL STATISTICS

Rushing	Att	Yds	Avg	Lg	TD
D.Henry	21	104	5.0	13	1
M.Willis	1	8	8.0	8	0
H.Haskins	1	8	8.0	8	0
C.Okonkwo	1	6	6.0	6	0
R.Tannehill	3	1	0.3	1	1
Total	27	127	4.7	13	2

Passing	Att	Cmp	Yds	TD	Lg	IN	Rt
R.Tannehill	22	15	165	0	37	1	71.2
M.Willis	4	3	20	0	7	0	85.4
Total	26	18	185	0	37	1	73.4

Receiving	No	Yds	Avg	Lg	TD
D.Henry	4	59	14.8	37	0
C.Okonkwo	4	54	13.5	28	0
C.Conley	3	19	6.3	7	0
A.Hooper	2	33	16.5	17	0
R.Woods	2	12	6.0	8	0
H.Haskins	2	7	3.5	9	0
R.McMath	1	1	1.0	1	0
Total	18	185	10.3	37	0

Interceptions	No	Yds	Avg	Lg	TD
K.Byard	1	3	3.0	3	0
J.Kalu	1	0	0.0	0	0
Total	2	3	1.5	3	0

Leading Tacklers (Press Box Totals)

G.Mabin 9-7-2; J.Simmons 6-4-2; A.Adams 6-4-2; M.Rice 6-3-3

Sacks: D.Walker 2; J.Simmons 1

FF: None

FR: None

CHARGERS INDIVIDUAL STATISTICS

Rushing	Att	Yds	Avg	Lg	TD
A.Ekeler	12	58	4.8	12	1
J.Kelley	10	24	2.4	4	1
J.Herbert	1	2	2.0	2	0
D.Carter	1	-10	-10.0	-10	0
Total	24	74	3.1	12	2

Passing	Att	Cmp	Yds	TD	Lg	IN	Rt
J.Herbert	42	28	313	0	35	2	68.8
Total	42	28	313	0	35	2	68.8

Receiving	No	Yds	Avg	Lg	TD
K.Allen	8	86	10.8	31	0
J.Palmer	5	49	9.8	14	0
M.Williams	4	67	16.8	35	0
G.Everett	4	42	10.5	21	0
D.Parham	3	35	11.7	18	0
A.Ekeler	2	12	6.0	7	0
D.Carter	1	15	15.0	15	0
J.Kelley	1	7	7.0	7	0
Total	28	313	11.2	35	0

Interceptions	No	Yds	Avg	Lg	TD
N.Adderley	1	0	0.0	0	0
Total	1	0	0.0	0	0

Leading Tacklers (Press Box Totals)

D.Tranquill 10-7-3; A.Gilman 8-4-4; K.Murray 7-4-3

Sacks: D.Tranquill 1; K.Van Noy 1; C.Rumph 1;

J.Gaziano 1

FF: D.Tranquill 1

FR: None

TITANS-TEXANS: GAME SUMMARY



Week 16: Titans 14, Texans 19
Saturday, Dec. 24, 2022 • 1:02 p.m. CT • Nissan Stadium



In Week 16 of the 2022 season, the Titans hosted the Texans for a Saturday match-up against the division opponent and fell to Houston by a score of 19-14.

Tennessee put up the game's first points with a five-play scoring drive in the opening stanza. With a first down at the Houston 48-yard line, RB **Derrick Henry** took the handoff and raced into the end zone for a 48-yard score, 7-0 Titans. However, Houston responded on the ensuing possession with a game-tying score. Texans QB **Davis Mills** connected with Texans TE **Jordan Akins** for a 30-yard gain, but then on third-and-goal, Mills fumbled the football. However, it was recovered in the end zone by Texans RB **Royce Freeman** for a touchdown, 7-7.

In the second stanza, the Texans recorded a 13-play possession that included two first-down rushes by Freeman. Ultimately, the Titans' defense forced Houston to settle for a field goal as Texans K **Ka'imi Fairbairn** converted a 25-yard attempt, 10-7 Texans.

Tennessee took the lead back in the third quarter. With a drive that began at their own 48-yard line, QB **Malik Willis** scrambled for a 12-yard first down, WR **Treyton Burks** sprinted for a 15 yards on a reverser, and then Willis logged his first career touchdown on a 14-yard rushing score. The Titans pulled ahead, 14-10.

However, Houston scored nine points in the final stanza to take the lead back and seal a win. First, Texans LB **Jake Hansen** forced Henry to fumble the ball and it was recovered by Texans DL **Jonathan Greenard** at the Houston 42-yard line. The Texans capitalized on the turnover and tacked on a 27-yard field goal to take the lead, 14-13.

Then later in the fourth quarter, Houston logged a five-play scoring possession that included a 20-yard pass from Mills to Texans WR **Phillip Dorsett**, and a 37-yard pass ball to Texans WR **Amari Rodgers**. Ultimately Mills found Texans WR **Brandin Cooks** in the end zone for a six-yard touchdown. Houston elected to attempt a two-point conversion, but the pass failed as the Texans were able to preserve a 19-14 victory at Nissan Stadium.

SCORING

	1	2	3	4	Final
Houston	7	3	0	9	19
Tennessee	7	0	7	0	14

TEAM SCORING PLAY

TEAM	SCORING PLAY	TIME
Titans	D.Henry 48 yd. run (R.Bullock kick)	1-8:48
Texans	R.Burkhead fumble recovery in end zone (K.Fairbairn kick)	1-2:34
Texans	K.Fairbairn 25 yd. Field Goal	2-6:50
Titans	M.Willis 14 yd. run (R.Bullock kick)	3-8:51
Texans	K.Fairbairn 22 yd. Field Goal	4-7:25
Texans	B.Cooks 6 yd. pass from D.Mills (pass failed)	4-2:52

Missed FGs: None
Attendance: 66,634
Time of Game: 2:42
Weather: 20°, Wind W 10 mph
Referee: Shawn Smith



TEAM STATISTICS

	Texans	Titans
TOTAL FIRST DOWNS	15	16
THIRD DOWN EFFICIENCY	5-14-35.7%	4-12-33.3%
FOURTH DOWN EFFICIENCY	0-1-0.0%	1-2-50.0%
TOTAL NET YARDS	285	272
Plays - Avg.	63-4.5	58-4.7
NET YARDS RUSHING	70	184
Rushes - Avg.	30-2.3	31-5.9
NET YARDS PASSING	215	88
Sacks - Yards Lost	1-3	4-11
PASS ATT-COMP-INT	32-20-1	23-14-2
PUNTS - Avg.	5-44.2	6-50.2
Net Punting Average	41.0	43.3
PUNT RETURNS - Yards	5-41	2-16
KICKOFF RETURNS - Yards	2-51	4-85
INTERCEPTIONS - Yards	2-26	1-7
PENALTIES Number and Yards	4-35	5-30
FUMBLES Number and Lost	2-0	2-1
TOUCHDOWNS	2	2
EXTRA POINTS Made-Attempts	1-2	2-2
RED ZONE EFFICIENCY	2-4-50%	1-1-100%
GOAL TO GO EFFICIENCY	2-3-67%	0-0-0%
SAFETIES	0	0
GIVEAWAYS	1	3
TAKEAWAYS	3	1
TIME OF POSSESSION	33:03	26:57

TEXANS STARTERS

OFFENSE		DEFENSE	
TE 6	J.Driskel	DE 55	J.Hughes
WR 15	C.Moore	DT 91	R.Lopez
LT 78	L.Tunsil	DT 96	M.Collins
LG 71	T.Howard	DE 45	O.Okoronkwo
C 54	S.Quessensberry	LB 48	C.Harris
RG 60	A.Cann	LB 58	C.Kirksey
RT 67	C.Heck	DB 2	T.Thomas
TE 88	J.Akins	DB 21	S.Nelson
WR 13	B.Cooks	CB 25	D.King
QB 10	D.Mills	S 36	J.Owens
RB 26	R.Freeman	S 5	J.Pitre

TITANS STARTERS

OFFENSE		DEFENSE	
WR 19	C.Conley	OLB 48	B.Dupree
TE 87	G.Swaim	DT 98	J.Simmons
LT 71	D.Daley	NT 93	T.Tart
LG 55	A.Brewer	DL 96	D.Autry
C 62	C.Levin	LB 56	M.Rice
RG 70	J.Roos	LB 41	Z.Cunningham
RT 78	N.Petit-Frere	CB 21	R.McCreary
WR 15	N.Westbrook-Ikhine	CB 30	T.Avery
WR 2	R.Woods	DB 28	J.Kalu
QB 7	M.Willis	S 47	A.Adams
RB 22	D.Henry	S 31	K.Byard

TEXANS INDIVIDUAL STATISTICS

Rushing	Att	Yds	Avg	Lg	TD
R.Freeman	16	32	2.0	5	0
D.Ogunbowale	8	28	3.5	8	0
D.Mills	4	8	2.0	5	0
J.Driskel	2	2	1.0	2	0
Total	30	70	2.3	8	0

Passing	Att	Cmp	Yds	TD	Lg	IN	Rt
D.Mills	28	17	178	1	37	1	76.2
J.Driskel	4	3	40	0	15	0	106.2
Total	32	20	218	1	37	1	79.9

Receiving	No	Yds	Avg	Lg	TD
B.Cooks	4	34	8.5	16	1
P.Dorsett	3	45	15.0	20	0
J.Akins	3	39	13.0	30	0
C.Moore	2	25	12.5	13	0
B.Jordan	2	21	10.5	15	0
R.Burkhead	2	7	3.5	5	0
A.Rodgers	1	37	37.0	37	0
R.Freeman	1	6	6.0	6	0
J.Driskel	1	4	4.0	4	0
T.Hairston	1	0	0.0	0	0
Total	20	218	10.9	37	1

Interceptions	No	Yds	Avg	Lg	TD
C.Harris	1	20	20.0	20	0
J.Pitre	1	6	6.0	6	0
Total	2	26	13.0	20	0

Leading Tacklers (Press Box Totals)
J.Pitre 9-7-2; C.Kirksey 6-6-0; C.Harris 6-5-1

Sacks: O.Okoronkwo 2; J.Owens 1; B.Cashman 1
FF: J.Hansen 1; J.Hughes 1
FR: J.Greenard 1

TITANS INDIVIDUAL STATISTICS

Rushing	Att	Yds	Avg	Lg	TD
D.Henry	23	126	5.5	48	1
M.Willis	7	43	6.1	14	1
T.Burks	1	15	15.0	15	0
Total	31	184	5.9	48	2

Passing	Att	Cmp	Yds	TD	Lg	IN	Rt
M.Willis	23	14	99	0	15	2	34.5
Total	23	14	99	0	15	2	34.5

Receiving	No	Yds	Avg	Lg	TD
R.Woods	4	30	7.5	10	0
N.Westbrook-Ikhine	2	23	11.5	14	0
A.Hooper	2	20	10.0	15	0
H.Haskins	2	17	8.5	9	0
D.Henry	2	0	0.0	5	0
C.Okonkwo	1	10	10.0	10	0
G.Swaim	1	-1	-1.0	-1	0
Total	14	99	7.1	15	0

Interceptions	No	Yds	Avg	Lg	TD
J.Gibbens	1	7	7.0	7	0
Total	1	7	7.0	7	0

Leading Tacklers (Press Box Totals)
M.Rice 9-7-2; K.Byard 8-5-3; D.Autry 7-5-2;
J.Gibbens 7-4-3

Sacks: D.Autry 1
FF: D.Autry 1
FR: None

TITANS-COWBOYS: GAME SUMMARY



Week 17: Titans 13, Cowboys 27
Thursday, Dec. 29, 2022 • 7:15 p.m. CT • Nissan Stadium



In Week 17 of the 2022 season, the Titans hosted the Cowboys for a primetime matchup on Thursday Night Football and fell to Dallas by a score of 27-13.

Dallas jumped out to a 10-0 lead with a scoring drive in each of the first two quarters. In the opening stanza, Cowboys QB **Dak Prescott** led his team on a 10-play scoring drive that included first-down passes to Cowboys TE **Dalton Schultz** and Cowboys WR **T.Y. Hilton**. Ultimately, Cowboys RB **Ezekiel Elliot** found the end zone on a one-yard rushing score, 7-0 Dallas. In the second quarter, Dallas tacked on a field goal as Cowboys K **Brett Maher** converted a 36-yard attempt, 10-0 Dallas.

Later in the second quarter, Prescott's pass was intercepted by S **Kevin Byard** and returned two yards to give Tennessee possession at their own 36-yard line. QB **Josh Dobbs** found RB **Julius Chestnut** on a 33-yard screen pass to enter Cowboys territory and then found WR **Robert Woods** for a 10-yard gain to move the sticks. Ultimately, the Titans were forced to settle for a field goal as K **Randy Bullock** made a 37-yard attempt, 10-3 Dallas. On the ensuing Dallas possession, Prescott threw a second interception to Byard, who returned the ball 28 yards for a Titans first down at the Dallas 41-yard line. Dobbs threw a 30-yard pass to WR **Treyton Burks**, setting up a second field goal as time expired. Bullock converted a 29-yard kick as Dallas took a 10-6 lead into halftime.

Dallas increased its lead in the third quarter with an 89-yard scoring drive. Facing a third-and-19 at the Dallas 43-yard line, a pass interference provided the Cowboys a first down at the Tennessee six-yard line. Prescott then found Schultz for a six-yard touchdown pass to extend the lead, 17-6.

However, on the ensuing Titans possession, Tennessee inched closer with a touchdown of its own. Dobbs connected with Burks for a 21-yard gain, and RB **Hassan Haskins** contributed a 12-yard first down rush, as the drive culminated in a seven-yard touchdown pass from Dobbs to Woods, 17-13 Cowboys.

In the fourth quarter, Dallas tacked on 10 points to put the game out of reach for Tennessee. First, a 10-play possession concluded as Prescott found Schultz for a 10-yard score to make it 24-13. Then, the Titans defense held Dallas to a field goal as Maher converted a 45-yard kick to make it 27-13. However, Tennessee was unable to construct a comeback and fell to Dallas at home.

SCORING

	1	2	3	4	Final
Dallas	7	3	7	10	27
Tennessee	0	6	7	0	13

TEAM	SCORING PLAY	TIME
Cowboys	E.Elliott 1 yd. run (B.Maher kick)	1-4:36
Cowboys	B.Maher 36 yd. Field Goal	2-14:56
Titans	R.Bullock 37 yd. Field Goal	2-1:04
Titans	R.Bullock 29 yd. Field Goal	2-0:00
Cowboys	D.Schultz 6 yd. pass from D.Prescott (B.Maher kick)	3-8:48
Titans	R.Woods 7 yd. pass from J.Dobbs (R.Bullock kick)	3-2:04
Cowboys	D.Schultz 10 yd. pass from D.Prescott (B.Maher kick)	4-11:58
Cowboys	B.Maher 45 yd. Field Goal	4-6:24

Missed FGs: None

Attendance: 69,292

Time of Game: 3:02

Weather: 59°, Rain, Wind SSE 10 mph

Referee: Shawn Hochuli



TEAM STATISTICS

	Cowboys	Titans
TOTAL FIRST DOWNS	26	17
THIRD DOWN EFFICIENCY	8-13-61.5%	7-16-43.8%
FOURTH DOWN EFFICIENCY	0-0-0.0%	1-2-50.0%
TOTAL NET YARDS	361	317
Plays - Avg.	74-4.9	65-4.9
NET YARDS RUSHING	87	97
Rushes - Avg.	32-2.7	24-4.0
NET YARDS PASSING	274	220
Sacks - Yards Lost	1-8	2-12
PASS ATT-COMP-INT	41-29-2	39-20-1
PUNTS - Avg.	3-40.3	5-47.4
Net Punting Average	40.3	37.6
PUNT RETURNS - Yards	3-29	0-0
KICKOFF RETURNS - Yards	0-0	1-25
INTERCEPTIONS - Yards	1-0	2-30
PENALTIES Number and Yards	3-35	10-124
FUMBLES Number and Lost	1-1	2-1
TOUCHDOWNS	3	1
EXTRA POINTS Made-Attempts	3-3	1-1
RED ZONE EFFICIENCY	3-4-75%	1-3-33%
GOAL TO GO EFFICIENCY	2-2-100%	0-0-0%
SAFETIES	0	0
GIVEAWAYS	3	2
TAKEAWAYS	2	3
TIME OF POSSESSION	33:26	26:34

COWBOYS STARTERS

OFFENSE		DEFENSE	
WR 13	M.Gallup	DE 90	D.Lawrence
LT 73	Ty.Smith	DE 91	C.Watkins
LG 66	C.McGovern	DT 97	O.Odighizuwa
C 63	T.Biadasz	LB 33	D.Clark
RG 70	Z.Martin	LB 11	M.Parsons
RT 77	T.Smith	LB 42	A.Barr
TE 86	D.Schultz	NKL 26	D.Bland
WR 85	N.Brown	CB 25	N.Wright
WR 88	C.Lamb	CB 7	T.Diggs
QB 4	D.Prescott	S 27	J.Kearse
RB 21	E.Elliott	S 6	D.Wilson

TITANS STARTERS

OFFENSE		DEFENSE	
WR 15	N.Westbrook-Ikhine	OLB 99	R.Weaver
TE 85	C.Okonkwo	DT 95	D.Walker
LT 71	D.Daley	DT 93	T.Tart
LG 55	A.Brewer	DE 94	M.Edwards
C 62	C.Levin	LB 56	M.Rice
RG 70	J.Roos	LB 50	J.Gibbens
RT 61	L.Clark	CB 21	R.McCreary
WR 16	T.Burks	CB 30	T.Avery
WR 2	R.Woods	DB 28	J.Kalu
QB 11	J.Dobbs	S 47	A.Adams
RB 25	H.Haskins	S 31	K.Byard

COWBOYS INDIVIDUAL STATISTICS

Rushing	Att	Yds	Avg	Lg	TD
M.Davis	10	39	3.9	23	0
E.Elliott	19	37	1.9	6	1
D.Prescott	3	11	3.7	9	0
Total	32	87	2.7	23	1

Passing	Att	Cmp	Yds	TD	Lg	IN	Rt
D.Prescott	41	29	282	2	34	2	85.6
Total	41	29	282	2	34	2	85.6

Receiving	No	Yds	Avg	Lg	TD
C.Lamb	11	100	9.1	34	0
D.Schultz	7	56	8.0	13	2
T.Hilton	4	50	12.5	28	0
M.Gallup	3	39	13.0	14	0
M.Davis	2	23	11.5	18	0
N.Brown	1	7	7.0	7	0
J.Ferguson	1	7	7.0	7	0
Total	29	282	9.7	34	2

Interceptions	No	Yds	Avg	Lg	TD
N.Wright	1	0	0.0	0	0
Total	1	0	0.0	0	0

Leading Tacklers (Press Box Totals)
 N.Wright 9-6-3; J.Kearse 7-5-2; D.Bland 7-4-3

Sacks: D.Fowler 1; D.Wilson 1
FF: D.Lawrence 1; D.Fowler 1
FR: M.Parsons 1

TITANS INDIVIDUAL STATISTICS

Rushing	Att	Yds	Avg	Lg	TD
H.Haskins	12	40	3.3	12	0
J.Ward	4	26	6.5	12	0
T.Burks	1	20	20.0	20	0
J.Dobbs	3	12	4.0	7	0
J.Chestnut	4	-1	-0.3	1	0
Total	24	97	4.0	20	0

Passing	Att	Cmp	Yds	TD	Lg	IN	Rt
J.Dobbs	39	20	232	1	39	1	67.5
Total	39	20	232	1	39	1	67.5

Receiving	No	Yds	Avg	Lg	TD
R.Woods	5	39	7.8	10	1
T.Burks	4	66	16.5	30	0
C.Okonkwo	3	24	8.0	12	0
H.Haskins	2	13	6.5	10	0
R.McMath	1	39	39.0	39	0
J.Chestnut	1	33	33.0	33	0
A.Hooper	1	6	6.0	6	0
N.Westbrook-Ikhine	1	4	4.0	4	0
G.Swaim	1	4	4.0	4	0
J.Ward	1	4	4.0	4	0
Total	20	232	11.6	39	1

Interceptions	No	Yds	Avg	Lg	TD
K.Byard	2	30	15.0	28	0
Total	2	30	15.0	28	0

Leading Tacklers (Press Box Totals)
 M.Rice 13-8-5; J.Gibbens 10-5-5

Sacks: T.Tart 0.5; D.Walker 0.5
FF: None
FR: T.Tart 1

TITANS-JAGUARS: GAME SUMMARY



Week 18: Titans 16, Jaguars 20
Saturday, Jan. 7, 2023 • 8:15 p.m. ET • TIAA Bank Field



In Week 18 of the 2022 season, the Titans traveled to Jacksonville for a Saturday night matchup against the Jaguars. With the AFC South title and a playoff berth on the line, Tennessee fell to the Jaguars by a score of 20-16.

The Titans jumped out to a 10-0 lead and got on the board first with a season-best 17-yard scoring drive. TE **Chig Okonkwo** and WR **Austin Hooper** and WRs **Treyton Burks** and WR **Robert Woods** all caught first-down passes to move the chains before K **Randy Bullock** converted a season-long 51-yard field goal, 3-0 Titans.

On the ensuing Jacksonville possession, Jaguars QB **Trevor Lawrence** fumbled the ball in Tennessee territory and it was recovered by OLB **Rashad Weaver** for a Titans' first down at their own 31-yard line. QB **Joshua Dobbs** connected with RB **Derrick Henry** for a 19-yard gain, and Henry added a 14-yard rush for a first down at the Jacksonville 21-yard line before Dobbs swiftly found Okonkwo in the end zone for a 21-yard score. Tennessee took a 10-0 lead.

However, Jacksonville responded on the ensuing possession. Jaguars WR **Jamal Agnew's** 54-yard kick return allowed Jacksonville to begin their drive at the 50-yard line. Ultimately, Lawrence connected with Jaguars WR **Christian Kirk** for a 25-yard score to make it 10-7, Titans.

Tennessee answered right back with an 11-play scoring possession and tacked on a 39-yard field goal as time expired in the first half to take a 13-7 lead into halftime.

In the third stanza, each team added a field goal. Jacksonville inched closer to the Titans and made it a 13-10 game with a 26-yarder by Jaguars K **Riley Patterson**. Then for Tennessee, Bullock made a 41-yard kick to increase the Titans lead to 16-10.

In the fourth quarter, Jacksonville scored 10 points off turnovers to take the lead and seal a win. First, Dobbs' pass was intercepted by Jaguars CB **Tyson Campbell** and returned 28 yards for a Jacksonville first down at the Tennessee 25-yard line. The Jaguars capitalized on the turnover with a 36-yard field goal, 16-13 Titans. Then, late in the fourth quarter Dobbs was strip sacked in Titans territory by Jaguars S **Rayshawn**

Jenkins and the ball was recovered by Jaguars OLB **Josh Allen**, who returned it for a 37-yard touchdown. Jacksonville took a 20-16 lead.

Tennessee was unable to mount a comeback and ended their season with a loss in Jacksonville.

SCORING

	1	2	3	4	Final
Tennessee	3	10	3	0	16
Jacksonville	0	7	3	10	20

TEAM	SCORING PLAY	TIME
Titans	R.Bullock 51 yd. Field Goal	1-1:23
Titans	C.Okonkwo 21 yd. pass from J.Dobbs (R.Bullock kick)	2-5:32
Jaguars	C.Kirk 25 yd. pass from T.Lawrence (R.Patterson kick)	2-2:36
Titans	R.Bullock 39 yd. Field Goal	2-0:00
Jaguars	R.Patterson 26 yd. Field Goal	3-10:09
Titans	R.Bullock 41 yd. Field Goal	3-6:02
Jaguars	R.Patterson 36 yd. Field Goal	4-14:49
Jaguars	J.Allen 37 yd. fumble return (R.Patterson kick)	4-2:51

Missed FGs: None

Attendance: 70,050

Time of Game: 2:54

Weather: 59°, Wind SE 4 mph

Referee: Bill Vinovich



TEAM STATISTICS

	Titans	Jaguars
TOTAL FIRST DOWNS	19	13
THIRD DOWN EFFICIENCY	6-17-35.3%	5-11-45.5%
FOURTH DOWN EFFICIENCY	2-3-66.7%	0-0-0.0%
TOTAL NET YARDS	312	222
Plays - Avg.	72-4.3	47-4.7
NET YARDS RUSHING	147	19
Rushes - Avg.	39-3.8	14-1.4
NET YARDS PASSING	165	203
Sacks - Yards Lost	4-14	1-9
PASS ATT-COMP-INT	29-20-1	32-20-0
PUNTS - Avg.	3-55.3	4-51.0
Net Punting Average	44.3	50.5
PUNT RETURNS - Yards	1-2	2-33
KICKOFF RETURNS - Yards	3-71	4-125
INTERCEPTIONS - Yards	0-0	1-29
PENALTIES Number and Yards	6-40	4-25
FUMBLES Number and Lost	2-1	1-1
TOUCHDOWNS	1	2
EXTRA POINTS Made-Attempts	1-1	2-2
RED ZONE EFFICIENCY	0-1-0%	0-2-0%
GOAL TO GO EFFICIENCY	0-0-0%	0-0-0%
SAFETIES	0	0
GIVEAWAYS	2	1
TAKEAWAYS	1	2
TIME OF POSSESSION	36:12	23:48

TITANS STARTERS

OFFENSE		DEFENSE	
TE 85	C.Okonkwo	OLB 99	R.Weaver
TE 87	G.Swaim	DE 94	M.Edwards
LT 71	D.Daley	DT 93	T.Tart
LG 55	A.Brewer	DT 98	J.Simmons
C 62	C.Levin	OLB 96	D.Autry
RG 70	J.Roos	LB 50	J.Gibbens
RT 78	N.Petit-Frere	CB 21	R.McCreary
WR 2	R.Woods	CB 26	K.Fulton
WR 16	T.Burks	S 37	A.Hooker
QB 11	J.Dobbs	DB 28	J.Kalu
RB 22	D.Henry	S 31	K.Byard

JAGUARS STARTERS

OFFENSE		DEFENSE	
WR 7	Z.Jones	OLB 44	T.Walker
LT 72	W.Little	NT 52	D.Hamilton
LG 69	T.Shatley	DL 94	F.Fatukasi
C 79	L.Fortner	DE 95	R.Robertson-Harris
RG 68	B.Scherff	WILL 41	J.Allen
RT 75	J.Taylor	LB 23	F.Oluokun
TE 84	C.Manhertz	LB 33	D.Lloyd
TE 17	E.Engram	CB 31	D.Williams
WR 13	C.Kirk	CB 32	T.Campbell
QB 16	T.Lawrence	FS 5	A.Cisco
RB 1	T.Etienne	SS 2	R.Jenkins

TITANS INDIVIDUAL STATISTICS

Rushing	Att	Yds	Avg	Lg	TD
D.Henry	30	109	3.6	14	0
J.Dobbs	5	32	6.4	11	0
R.McMath	1	4	4.0	4	0
H.Haskins	2	3	1.5	3	0
J.Ward	1	-1	-1.0	-1	0
Total	39	147	3.8	14	0

Passing	Att	Cmp	Yds	TD	Lg	IN	Rt
J.Dobbs	29	20	179	1	21	1	82.4
Total	29	20	179	1	21	1	82.4

Receiving	No	Yds	Avg	Lg	TD
R.Woods	4	40	10.0	13	0
A.Hooper	4	38	9.5	14	0
T.Burks	4	19	4.8	9	0
C.Okonkwo	3	42	14.0	21	1
H.Haskins	2	13	6.5	9	0
D.Henry	1	19	19.0	19	0
G.Swaim	1	5	5.0	5	0
J.Ward	1	3	3.0	3	0
Total	20	179	9.0	21	1

Interceptions	No	Yds	Avg	Lg	TD
None					

Leading Tacklers (Press Box Totals)

M.Rice 8-4-4; A.Hooker 5-5-0; K.Fulton 5-4-1

Sacks: T.Tart 1

FF: None

FR: R.Weaver 1

JAGUARS INDIVIDUAL STATISTICS

Rushing	Att	Yds	Avg	Lg	TD
T.Etienne	7	17	2.4	7	0
J.Hasty	3	5	1.7	3	0
T.Lawrence	4	-3	-0.8	1	0
Total	14	19	1.4	7	0

Passing	Att	Cmp	Yds	TD	Lg	IN	Rt
T.Lawrence	32	20	212	1	33	0	92.2
Total	32	20	212	1	33	0	92.2

Receiving	No	Yds	Avg	Lg	TD
C.Kirk	6	99	16.5	33	1
E.Engram	4	27	6.8	10	0
Z.Jones	4	21	5.3	8	0
M.Jones	2	29	14.5	21	0
T.Etienne	2	17	8.5	9	0
L.Farrell	1	11	11.0	11	0
J.Agnew	1	8	8.0	8	0
Total	20	212	10.6	33	1

Interceptions	No	Yds	Avg	Lg	TD
T.Campbell	1	29	29.0	29	0
Total	1	29	29.0	29	0

Leading Tacklers (Press Box Totals)

F.Oluokun 13-8-5; D.Williams 8-6-2

Sacks: F.Oluokun 1; R.Jenkins 1; R.Robertson-Harris 1; C.Peters 0.5; A.Gotsis 0.5

FF: R.Jenkins 1; J.Allen 1

FR: J.Allen 1



TENNESSEE TITANS

**MISCELLANEOUS
STATISTICS**

TENNESSEE TITANS RECORD WHEN ...

	2022		2021		2020		2019		2018		2017		2016		2015		2014		2013		10-YR. TOTAL		
	W	L	W	L	W	L	W	L	W	L	W	L	W	L	W	L	W	L	W	L	W	L	Pct.
Overall Record	7	10	12	5	11	5	9	7	9	7	9	7	9	7	3	13	2	14	7	9	78	84	0.481
Home	3	5	7	2	5	3	4	4	6	2	6	2	5	3	1	7	1	7	3	5	41	40	0.506
Away	4	5	5	3	6	2	5	3	3	5	3	5	4	4	2	6	1	7	4	4	37	44	0.457
By Month																							
September	1	2	2	1	3	0	2	2	3	1	2	1	1	2	1	2	1	3	3	1	19	15	0.559
October	4	0	4	1	2	1	2	2	0	3	2	2	3	2	0	3	1	3	0	3	18	20	0.474
November	2	2	2	2	3	2	2	1	2	2	3	1	2	2	1	4	0	4	2	2	19	22	0.463
December	0	5	2	1	2	2	3	2	4	1	2	3	2	1	1	3	0	4	2	3	18	25	0.419
January	0	1	2	0	1	0	0	0	0	0	0	0	1	0	0	1	0	0	0	0	4	2	0.667
vs. AFC	5	7	8	4	8	4	7	5	5	7	8	4	6	6	1	11	2	10	6	6	56	64	0.467
South	3	3	5	1	5	1	3	3	3	3	5	1	2	4	1	5	1	5	2	4	30	30	0.500
East	0	1	2	2	1	0	0	1	2	2	0	1	1	0	0	4	0	1	1	0	7	12	0.368
West	2	2	1	0	1	0	3	1	0	1	0	1	2	2	0	1	1	0	2	2	12	10	0.545
North	0	1	0	1	1	3	1	0	0	1	3	1	1	0	0	1	0	4	1	0	7	12	0.368
vs. NFC	2	3	4	1	3	1	2	2	4	0	1	3	3	1	2	2	0	4	1	3	22	20	0.524
South	0	0	1	0	0	0	2	2	0	0	0	0	0	0	2	2	0	0	0	0	5	4	0.556
East	1	3	0	0	0	0	0	0	4	0	0	0	0	0	0	0	0	4	0	0	5	7	0.417
North	1	0	0	0	3	1	0	0	0	0	0	0	3	1	0	0	0	0	0	0	7	2	0.778
West	0	0	3	1	0	0	0	0	0	0	1	3	0	0	0	0	0	0	1	3	5	7	0.417
Playing Conditions																							
On grass	5	8	8	3	8	4	6	7	7	4	8	6	8	5	2	9	2	11	6	7	60	64	0.484
On synthetic grass	2	2	4	2	3	1	3	0	2	3	1	1	1	2	1	4	0	3	1	2	18	20	0.474
Outdoors	6	10	11	5	9	5	7	7	9	5	9	6	8	5	2	11	2	14	6	7	69	75	0.479
Indoors	1	0	1	0	2	0	2	0	0	2	0	1	1	2	1	2	0	0	1	2	9	9	0.500
Day	6	6	9	5	9	3	9	6	7	5	8	6	8	7	3	12	2	12	7	8	68	70	0.493
Night	1	4	3	0	2	2	0	1	2	2	1	1	1	0	0	1	0	2	0	1	10	14	0.417
Temp. 85 or higher	0	0	0	0	0	0	0	1	1	1	1	1	1	1	0	0	0	0	0	0	3	4	0.429
Temp. 32 or lower	1	1	0	0	0	1	0	0	0	0	1	0	1	0	0	0	0	1	0	1	3	4	0.429
In white jerseys	3	5	4	3	7	1	4	5	5	4	2	4	3	6	1	6	2	13	5	3	36	50	0.419
In navy jerseys	2	4	5	2	3	2	3	1	3	2	6	1	4	1	2	6	0	1	0	2	28	22	0.560
In light blue jerseys	2	1	3	0	1	2	2	1	1	1	1	2	2	0	0	1	0	0	2	4	14	12	0.538
Following a win	5	2	8	3	6	4	4	4	6	3	5	3	3	5	0	3	0	2	2	4	39	33	0.542
Following a loss	2	7	4	1	4	1	4	3	3	3	4	3	6	1	2	10	1	12	4	5	34	46	0.425
Win coin toss	2	6	7	2	2	3	6	3	4	0	4	4	6	5	2	5	2	10	4	3	39	41	0.488
Lose coin toss	5	4	5	3	9	2	3	4	5	7	5	3	3	2	1	8	0	4	3	6	39	43	0.476
Titans score on 1st drive	3	3	2	1	7	1	3	0	5	3	5	1	3	2	1	3	0	2	4	4	33	20	0.623
Opp. scores on 1st drive	1	4	3	3	1	4	6	2	3	4	3	4	2	6	1	6	1	6	3	4	24	43	0.358
Titans score first	5	6	7	2	10	1	3	1	6	3	7	1	6	3	2	5	0	5	3	4	49	31	0.613
Opponent scores first	2	4	5	3	1	4	6	6	3	4	2	6	3	4	1	8	2	9	4	5	29	53	0.354
Lead after 1 quarter	5	3	6	2	7	1	2	1	7	2	5	0	6	1	2	2	0	5	2	4	42	21	0.667
Tied after 1 quarter	2	4	2	0	2	0	5	3	0	0	3	2	1	0	0	3	1	1	1	1	17	14	0.548
Trail after 1 quarter	0	3	4	3	2	4	2	3	2	5	1	5	2	6	1	8	1	8	4	4	19	49	0.279
Lead at half	6	3	8	2	8	1	5	1	4	0	6	1	7	1	2	2	2	5	2	4	50	20	0.714
Tied at half	0	2	0	0	1	0	3	0	2	0	1	1	0	0	0	1	0	1	2	1	9	6	0.600
Trail at half	1	5	4	3	2	4	1	6	3	7	2	5	2	6	1	10	0	8	3	4	19	58	0.247

	2022		2021		2020		2019		2018		2017		2016		2015		2014		2013		10-YR. TOTAL		
	W	L	W	L	W	L	W	L	W	L	W	L	W	L	W	L	W	L	W	L	W	L	Pct.
Lead after 3 quarters	7	4	8	1	8	0	5	1	6	0	6	1	7	0	2	3	2	3	4	0	55	13	0.809
Tied after 3 quarters	0	2	1	0	1	0	2	1	0	0	1	2	0	0	0	0	0	0	1	1	6	6	0.500
Trail after 3 quarters	0	4	3	4	2	5	2	5	3	7	2	4	2	7	1	10	0	11	2	8	17	65	0.207
Outcome 7 points or less	5	6	6	2	7	2	3	3	4	3	6	4	6	3	2	6	1	4	6	5	46	38	0.548
Outcome 3 points or less	1	3	6	1	4	1	2	2	3	2	2	1	4	0	1	4	1	3	1	3	25	20	0.556
In Overtime	0	1	2	1	2	0	0	0	1	0	1	0	0	0	1	0	0	0	0	2	7	4	0.636
Score 20 or more points	4	2	12	1	10	3	9	3	7	1	7	2	6	3	3	3	1	4	5	5	64	27	0.703
Allow 20 or fewer points	6	5	7	1	4	0	6	4	7	2	7	2	5	1	1	4	2	2	6	1	51	22	0.699
Outgain opponent	2	1	7	3	7	1	4	4	6	1	5	1	5	3	3	4	1	3	5	4	45	25	0.643
Even yardage	0	0	0	0	0	0	0	0	0	0	0	0	0	0	0	0	0	0	1	0	1	0	0.000
Out-rush opponent	6	8	9	4	9	2	8	3	5	1	8	1	8	4	3	4	1	2	6	2	63	31	0.670
Out-pass opponent	1	2	3	1	4	1	2	3	3	2	2	3	2	3	2	5	1	6	3	5	23	31	0.426
+ Turnover Margin	3	4	8	1	7	1	5	3	4	1	4	0	5	2	2	1	2	1	5	1	45	15	0.750
Even turnover margin	2	2	2	0	3	1	3	0	5	0	4	3	2	1	0	5	0	3	2	1	23	16	0.590
- Turnover margin	2	4	2	4	1	3	1	4	0	6	1	4	2	4	1	7	0	10	0	7	10	53	0.159
Titans 300+ yards	4	5	8	4	10	2	7	4	6	3	5	4	7	6	3	3	1	9	6	5	57	45	0.559
Titans -300 yards	3	5	4	1	1	3	2	3	3	4	4	3	2	1	0	10	1	5	1	4	21	39	0.350
Titans 30+ rushes	4	2	8	3	10	1	5	0	6	1	6	0	5	1	2	1	1	1	5	2	52	12	0.813
Titans -30 rushes	3	8	4	2	1	4	4	7	3	6	3	7	4	6	1	12	1	13	2	7	26	72	0.265
Time of poss. 30:00 +	4	3	9	4	7	0	1	2	6	2	6	1	7	4	3	6	1	4	6	4	50	30	0.625
Time of poss. - 30:00	3	7	3	1	4	5	8	5	3	5	3	6	2	3	0	7	1	10	1	5	28	54	0.341
Have 100-yard rusher	4	5	5	3	8	2	6	0	2	0	3	0	3	2	1	0	0	0	2	0	34	12	0.739
(D. Foreman)	-	-	1	2	0	0	-	-	-	-	-	-	-	-	-	-	-	-	-	-	1	2	0.333
(D. Henry)	4	5	4	1	8	2	6	0	2	0	2	0	0	0	-	-	-	-	-	-	26	8	0.765
(D. Hilliard)	0	0	0	1	-	-	-	-	-	-	-	-	-	-	-	-	-	-	-	-	0	1	0.000
(C. Johnson)	-	-	-	-	-	-	-	-	-	-	-	-	-	-	-	-	-	-	2	0	2	0	1.000
(M. Mariota)	-	-	-	-	-	0	0	0	0	0	0	0	0	0	1	0	-	-	-	-	1	0	1.000
(D. Murray)	-	-	-	-	-	-	-	-	-	1	0	3	2	-	-	-	-	-	-	-	4	2	0.667
Have 100-yard receiver	2	0	5	1	8	3	4	1	3	1	0	1	4	1	2	2	0	4	4	2	32	16	0.667
(A. Brown)	-	-	3	0	3	1	4	1	-	-	-	-	-	-	-	-	-	-	-	-	10	2	0.833
(T. Burks)	1	0	-	-	-	-	-	-	-	-	-	-	-	-	-	-	-	-	-	-	1	0	1.000
(C. Davis)	-	-	-	-	3	2	0	0	2	0	0	0	-	-	-	-	-	-	-	-	5	2	0.714
(A. Firkser)	-	-	0	0	1	0	0	0	0	0	-	-	-	-	-	-	-	-	-	-	1	0	1.000
(D. Green-Beckham)	-	-	-	-	-	-	-	-	-	-	-	-	-	-	1	1	-	-	-	-	1	1	0.500
(J. Hunter)	-	-	-	-	-	-	-	-	-	-	-	-	-	-	0	0	0	0	1	1	1	1	0.500
(M. Johnson)	-	-	1	0	-	-	-	-	-	-	-	-	-	-	-	-	-	-	-	-	1	0	1.000
(J. Jones)	-	-	1	0	-	-	-	-	-	-	-	-	-	-	-	-	-	-	-	-	1	0	1.000
(R. Matthews)	-	-	-	-	-	-	-	0	0	0	0	1	2	1	-	-	-	-	-	-	2	2	0.500
(K. Raymond)	-	-	-	-	1	0	0	0	-	-	-	-	-	-	-	-	-	-	-	-	1	0	1.000
(T. Sharpe)	-	-	-	-	-	0	0	0	0	1	0	0	0	0	-	-	-	-	-	-	0	1	0.000
(T. Taylor)	-	-	-	-	-	-	-	1	0	0	0	0	-	-	-	-	-	-	-	-	1	0	1.000
(D. Walker)	-	-	-	-	-	0	0	0	0	0	0	0	1	0	0	1	0	2	0	0	1	3	0.250
(N. Washington)	-	-	-	-	-	-	-	-	-	-	-	-	-	-	-	0	1	3	0	3	1	0.750	
(N. Westbrook-Ikhine)	1	0	0	1	0	0	-	-	-	-	-	-	-	-	-	-	-	-	-	-	1	1	0.500
(K. Wright)	-	-	-	-	-	-	-	-	-	-	-	1	0	1	0	0	1	1	1	1	3	2	0.600
Have 300-yard passer	1	0	1	1	2	1	2	2	1	1	1	1	0	1	1	1	0	1	1	2	10	11	0.476
(R. Fitzpatrick)	-	-	-	-	-	-	-	-	-	-	-	-	-	-	-	-	-	-	1	1	1	1	0.500
(J. Locker)	-	-	-	-	-	-	-	-	-	-	-	-	-	-	-	0	0	0	1	0	1	0	0.000
(M. Mariota)	-	-	-	-	-	0	1	1	1	1	1	1	0	1	1	1	-	-	-	-	3	5	0.375
(R. Tannehill)	1	0	1	1	2	1	2	1	-	-	-	-	-	-	-	-	-	-	-	-	6	3	0.667
(Z. Mettenberger)	-	-	-	-	-	-	-	-	-	-	-	-	-	0	0	0	1	-	-	0	1	0	0.000
Oppon. 100-yard rusher	0	1	1	0	2	1	0	2	1	2	0	1	0	1	0	3	0	7	1	1	5	19	0.208
Oppon. 100-yard receiver	2	6	3	1	5	2	5	3	3	3	2	4	5	4	2	5	1	6	0	3	28	37	0.431
Oppon. 300-yard passer	3	5	4	1	4	2	5	0	2	1	2	2	5	2	2	1	1	3	0	1	28	18	0.609

2022 TENNESSEE TITANS SUPERLATIVES

TITANS

LONGEST RUN FROM SCRIMMAGE:	56	by Derrick Henry at Kansas City, 11/6
LONGEST PASS COMPLETION:	69	by Ryan Tannehill to Derrick Henry vs. Cincinnati, 11/27
LONGEST PUNT RETURN:	46	by Kyle Philips vs. N.Y. Giants, 9/11
LONGEST KICKOFF RETURN:	37	by Hassan Haskins at Indianapolis, 10/2
LONGEST INTERCEPTION RETURN:	76t	by Andrew Adams vs. Indianapolis, 10/23
LONGEST PUNT:	74	by Ryan Stonehouse vs. Denver, 11/13
LONGEST FIELD GOAL:	51	by Randy Bullock at Jacksonville, 1/7
MOST RUSHING ATTEMPTS:	32	by Derrick Henry at Houston, 10/30
MOST YARDS RUSHING:	219	by Derrick Henry at Houston, 10/30
MOST PASSES ATTEMPTED:	39	by Joshua Dobbs vs. Dallas, 12/29
MOST YARDS PASSING:	333	by Ryan Tannehill at Green Bay, 11/17
MOST PASSES CAUGHT:	7	by Treyton Burks at Green Bay, 11/17
MOST YARDS ON RECEPTIONS:	119	by Nick Westbrook-Ikhine vs. Denver, 11/13
MOST TOUCHDOWN PASSES:	2	Five times, last by Ryan Tannehill vs. Jacksonville, 12/11
MOST INTERCEPTIONS THROWN:	2	Twice, last by Malik Willis vs. Houston, 12/24
MOST RUSHING TOUCHDOWNS:	2	Three times, last by Derrick Henry at Kansas City, 11/6
MOST TOUCHDOWN RECEPTIONS:	2	Three times, last by Austin Hooper at Green Bay, 11/17

OPPONENTS

LONGEST RUN FROM SCRIMMAGE:	68	by Saquon Barkley vs. N.Y. Giants, 9/11
LONGEST PASS COMPLETION:	75t	by Carson Wentz to Dymari Brown at Washington, 10/9
LONGEST PUNT RETURN:	27	by Britain Covey at Philadelphia, 12/4
LONGEST KICKOFF RETURN:	54	by Jamal Agnew at Jacksonville, 1/7
LONGEST INTERCEPTION RETURN:	43t	by Matt Milano at Buffalo, 9/19
LONGEST PUNT:	69	by Jamie Gillan vs. N.Y. Giants, 9/11
LONGEST FIELD GOAL:	50	Twice, last by Chase McLaughlin vs. Indianapolis, 10/23
MOST RUSHING ATTEMPTS:	20	by Jonathan Taylor at Indianapolis, 10/2
MOST YARDS RUSHING:	164	by Saquon Barkley vs. N.Y. Giants, 9/11
MOST PASSES ATTEMPTED:	68	by Patrick Mahomes at Kansas City, 11/6
MOST YARDS PASSING:	446	by Patrick Mahomes at Kansas City, 11/6
MOST PASSES CAUGHT:	12	by Stefon Diggs at Buffalo, 9/19
MOST YARDS ON RECEPTIONS:	162	by Evan Engram vs. Jacksonville, 12/11
MOST TOUCHDOWN PASSES:	4	by Josh Allen at Buffalo, 9/19
MOST INTERCEPTIONS THROWN:	2	Three times, last by Dak Prescott vs. Dallas, 12/29
MOST RUSHING TOUCHDOWNS:	1	Nine times, last by Ezekiel Elliott vs. Dallas, 12/29
MOST TOUCHDOWN RECEPTIONS:	3	by Stefon Diggs at Buffalo, 9/19

TITANS HIGHS AND LOWS

	<u>HIGH</u>		<u>LOW</u>	
POINTS:	27	at Green Bay, 11/17	7	at Buffalo, 9/19
FIRST DOWNS:	22	vs. Jacksonville, 12/11	9	at Kansas City, 11/6
NET RUSHING YARDS:	314	at Houston, 10/30	63	Twice, last vs. Cincinnati, 11/27
NET PASSING YARDS:	320	at Green Bay, 11/17	40	at Houston, 10/30
TOTAL OFFENSE:	408	at Green Bay, 11/17	187	at Buffalo, 9/19
TOTAL PLAYS:	72	at Jacksonville, 1/7	48	at Kansas City, 11/6
RUSHING ATTEMPTS:	45	at Houston, 10/30	20	vs. Jacksonville, 12/11
PASSING ATTEMPTS:	39	vs. Dallas, 12/29	10	at Houston, 10/30
PASSES COMPLETED:	25	vs. Jacksonville, 12/11	5	at Kansas City, 11/6
PASSES HAD INT.:	2	Twice, last vs. Houston, 12/24	0	Eight times, last at Philadelphia, 12/4
FUMBLES LOST:	3	vs. Jacksonville, 12/11	0	Eight times, last at L.A. Chargers, 12/18
NUMBER OF PENALTIES:	10	vs. Dallas, 12/29	2	Twice, last at Green Bay, 11/17
YARDS PENALIZED:	124	vs. Dallas, 12/29	15	vs. Indianapolis, 10/23
TIME OF POSSESSION:	36:12	at Jacksonville, 1/7	26:03	Twice, last vs. Denver, 11/13

OPPONENTS HIGHS AND LOWS

	<u>HIGH</u>		<u>LOW</u>	
POINTS:	41	at Buffalo, 9/19	10	Three times, last vs. Denver, 11/13
FIRST DOWNS:	29	at Kansas City, 11/6	10	at Houston, 10/30
NET RUSHING YARDS:	238	vs. N.Y. Giants, 9/11	19	at Jacksonville, 1/7
NET PASSING YARDS:	422	at Kansas City, 11/6	118	at Houston, 10/30
TOTAL OFFENSE:	499	at Kansas City, 11/6	161	at Houston, 10/30
TOTAL PLAYS:	91	at Kansas City, 11/6	47	at Jacksonville, 1/7
RUSHING ATTEMPTS:	32	Twice, last vs. Dallas, 12/29	14	at Jacksonville, 1/7
PASSING ATTEMPTS:	68	at Kansas City, 11/6	21	vs. N.Y. Giants, 9/11
PASSES COMPLETED:	43	at Kansas City, 11/6	17	Twice, last at Houston, 10/30
PASSES HAD INT.:	2	Three times, last vs. Dal., 12/29	0	Six times, last at Jacksonville, 1/7
FUMBLES LOST:	2	at Indianapolis, 10/2	0	12 times, last vs. Houston, 12/24
NUMBER OF PENALTIES:	12	at Philadelphia, 12/4	3	Twice, last vs. Dallas, 12/29
YARDS PENALIZED:	80	Twice, last at Philadelphia, 12/4	20	at L.A. Chargers, 12/18
TIME OF POSSESSION:	41:28	at Kansas City, 11/6	23:48	at Jacksonville, 1/7

LONGEST 2022 SCORING DRIVES

Most Plays:	Titans	17	at Jacksonville, 1/7, 51 yards, 9:59, FG
	Opponent	16	at Philadelphia, 12/4, 68 yards, 9:51, TD
Most Yards:	Titans	91	at Green Bay, 11/17, 6 plays, 3:08, TD
	Opponent	93	at Kansas City, 11/6, 13 plays, 6:58, TD
Most Time:	Titans	9:59	at Jacksonville, 1/7, 17 plays, 51 yards, FG
	Opponent	9:51	at Philadelphia, 12/4, 16 plays, 68 yards, TD

TURNOVER ANALYSIS

PLUS-MINUS TURNOVER RATIO

	<u>Takeaways</u>	<u>Turnovers</u>	<u>Ratio</u>
1 st Half	11	6	+5
1 st quarter	2	2	0
2 nd quarter	9	4	+5
2 nd Half	9	17	-8
3 rd quarter	3	6	-3
4 th quarter	6	11	-5
Overtime	0	0	0
Totals	20	23	-3

GAME-BY-GAME TURNOVER RATIO

Date	Opponent	Takeaways	Turnovers	Ratio	Result
9/11	vs. N.Y. Giants	2	1	+1	L
9/19	at Buffalo	0	4	-4	L
9/25	vs. Las Vegas	1	1	0	W
10/2	at Indianapolis	3	0	+3	W
10/9	at Washington	1	0	+1	W
10/23	vs. Indianapolis	3	1	+2	W
10/30	at Houston	1	2	-1	W
11/6	at Kansas City	1	0	+1	L
11/13	vs. Denver	1	1	0	W
11/17	at Green Bay	0	1	-1	W
11/27	vs. Cincinnati	0	0	0	L
12/4	at Philadelphia	0	0	0	L
12/11	vs. Jacksonville	0	4	-4	L
12/18	at L.A. Chargers	2	1	+1	L
12/24	vs. Houston	1	3	-2	L
12/29	vs. Dallas	3	2	+1	L
1/7	at Jacksonville	1	2	-2	L

FUMBLES

<u>Player</u>	<u>Fumbles</u>	<u>Lost</u>
Derrick Henry	6	3
Joshua Dobbs	4	2
Ryan Tannehill	3	2
Malik Willis	3	2
Kyle Philips	2	2
Robert Woods	1	1
C.J. Board	1	0
Amani Hooker	1	0
Mason Kinsey	1	0
Josh Thompson	1	0
TOTALS	23	12
OPPONENTS	19	6

BIG PLAYS (30 OR MORE YARDS FROM SCRIMMAGE)

TITANS BIG PLAYS

1. 31 -yard pass from Ryan Tannehill to Dontrell Hilliard vs. N.Y. Giants, 9/11
2. 41 -yard pass from Ryan Tannehill to Robert Woods vs. Las Vegas, 9/25
3. 30 -yard pass from Ryan Tannehill to Dontrell Hilliard vs. Las Vegas, 9/25
4. 61 -yard pass from Ryan Tannehill to Nick Westbrook-Ikhine at Washington, 10/9
5. 41 -yard run by Derrick Henry at Houston, 10/30
6. 30 -yard run by Dontrell Hilliard at Houston, 10/30
7. 48 -yard pass from Malik Willis to Chig Okonkwo at Kansas City, 11/6
8. 56 -yard run by Derrick Henry at Kansas City, 11/6
9. 63 -yard touchdown pass from Ryan Tannehill to Nick Westbrook-Ikhine vs. Denver, 11/13
10. 41 -yard pass from Ryan Tannehill to Chig Okonkwo vs. Denver, 11/13
11. 43 -yard pass from Ryan Tannehill to Treylon Burks at Green Bay, 11/17
12. 31 -yard pass from Ryan Tannehill to Chig Okonkwo at Green Bay, 11/17
13. 42 -yard pass from Ryan Tannehill to Derrick Henry at Green Bay, 11/17
14. 32 -yard pass from Ryan Tannehill to Robert Woods at Green Bay, 11/17
15. 51 -yard pass from Ryan Tannehill to Treylon Burks at Green Bay, 11/17
16. 69 -yard pass from Ryan Tannehill to Derrick Henry vs. Cincinnati, 11/27
17. 51 -yard pass from Ryan Tannehill to Treylon Burks vs. Cincinnati, 11/27
18. 41 -yard pass from Ryan Tannehill to Chig Okonkwo at Philadelphia, 12/4
19. 50 -yard run by Derrick Henry vs. Jacksonville, 12/11
20. 37 -yard pass from Ryan Tannehill to Derrick Henry at L.A. Chargers, 12/18
21. 48 -yard touchdown run by Derrick Henry vs. Houston, 12/24
22. 39 -yard pass from Joshua Dobbs to Racey McMath vs. Dallas, 12/29
23. 33 -yard pass from Joshua Dobbs to Julius Chestnut vs. Dallas, 12/29
24. 30 -yard pass from Joshua Dobbs to Treylon Burks vs. Dallas, 12/29

OPPONENTS BIG PLAYS

1. 68 -yard run by Saquon Barkley vs. N.Y. Giants, 9/11
2. 65 -yard touchdown pass from Daniel Jones to Sterling Shepard vs. N.Y. Giants, 9/11
3. 33 -yard run by Saquon Barkley vs. N.Y. Giants, 9/11
4. 39 -yard pass from Josh Allen to Jake Kumerow at Buffalo, 9/19
5. 46 -yard touchdown pass from Josh Allen to Stefon Diggs at Buffalo, 9/19
6. 33 -yard run by James Cook at Buffalo, 9/19
7. 60 -yard pass from Derek Carr to Mack Hollins vs. Las Vegas, 9/25
8. 48 -yard pass from Derek Carr to Mack Hollins vs. Las Vegas, 9/25
9. 33 -yard pass from Matt Ryan to Jelani Woods at Indianapolis, 10/2
10. 34 -yard pass from Matt Ryan to Mo Alie-Cox at Indianapolis, 10/2
11. 44 -yard pass from Matt Ryan to Alec Pierce at Indianapolis, 10/2
12. 32 -yard pass from Carson Wentz to Curtis Samuel at Washington, 10/9
13. 75 -yard touchdown pass from Carson Wentz to Dyami Brown at Washington, 10/9
14. 34 -yard pass from Carson Wentz to Terry McLaurin at Washington, 10/9
15. 30 -yard touchdown pass from Carson Wentz to Dyami Brown at Washington, 10/9
16. 44 -yard pass from Davis Mills to Brandin Cooks at Houston, 10/30
17. 31 -yard pass from Patrick Mahomes to Justin Watson at Kansas City, 11/6
18. 33 -yard pass from Patrick Mahomes to Mecole Hardman at Kansas City, 11/6
19. 35 -yard pass from Russell Wilson to Kendall Hinton vs. Denver, 11/13
20. 66 -yard touchdown pass from Russell Wilson to Jalen Virgil vs. Denver, 11/13
25. 32 -yard pass from Joe Burrow to Samaje Perine vs. Cincinnati, 11/27
26. 34 -yard touchdown pass from Jalen Hurts to DeVonta Smith at Philadelphia, 12/4
27. 40 -yard touchdown pass from Jalen Hurts to A.J. Brown at Philadelphia, 12/4
28. 34 -yard pass from Jalen Hurts to DeVonta Smith at Philadelphia, 12/4
29. 31 -yard pass from Justin Herbert to Keenan Allen at L.A. Chargers, 12/18
30. 35 -yard pass from Justin Herbert to Mike Williams at L.A. Chargers, 12/18
31. 30 -yard pass from Davis Mills to Jordan Akins vs. Houston, 12/24
32. 37 -yard pass from Davis Mills to Amari Rodgers vs. Houston, 12/24
33. 34 -yard pass from Dak Prescott to CeeDee Lamb vs. Dallas, 12/29
34. 33 -yard pass from Trevor Lawrence to Christian Kirk at Jacksonville, 1/7

INACTIVE PLAYERS

Date	Opponent	Inactive Players
9/11	vs. N.Y. Giants	Chestnut, Johnson Jr., Ja. Jones, N. Jones, Tuszka
9/19	at Buffalo	Chestnut, Fulton, Hilliard, Ja. Jones, Tuszka
9/25	vs. Las Vegas	Adams, Adeniyi, Amadi, Chestnut, Dupree, Philips
10/2	at Indianapolis	Adeniyi, Amadi, Clark, Cunningham, Hooker, T. Jackson, Ray
10/9	at Washington	Adeniyi, Amadi, Cunningham, Davis, Dupree, Hooker, J. Jones
10/23	vs. Indianapolis	Amadi, Carter, Cunningham, Davis, J. Jones, Okuayinonu, Philips
10/30	at Houston	Amadi, Carter, N. Jones, Kalu, Roos, Tannehill, Weaver
11/6	at Kansas City	Carter, Hooker, Okuayinonu, Roos, Strong, Tannehill
11/13	vs. Denver	Conley, Dupree, Fulton, Hooker, Roos, Simmons
11/17	at Green Bay	Bullock, Dupree, Hooker, B. Jones, N. Jones, Molden, Rader
11/27	vs. Cincinnati	Autry, Bullock, B. Jones, N. Jones, Mitchell, Murchison, Schobert
12/4	at Philadelphia	Autry, Haskins, Hollister, N. Jones, Molden, Okuayinonu, Roos
12/11	vs. Jacksonville	Adeniyi, Autry, Avery, Board, Burks, Fulton, Haskins
12/18	at L.A. Chargers	Autry, Avery, Burks, Fulton, Hooker, Roos, Tart
12/24	vs. Houston	Cole, Edwards, Fulton, Hooker, Reid, Tannehill, Thompson
12/29	vs. Dallas	Autry, Cole, Fulton, Henry, Hooker, Petit-Frere, Simmons, Thompson
1/7	at Jacksonville	Brown, Harris, N. Jones

DRIVE ENGINEERING

TITANS

QB	Game	Drives Started	Drives Ended By . . .									Points Yield	Points/ Drive	Drive Eff.	
			TD	FG	FGA	PNT	DWN	TRN	SAF	GM	HLF				
Tannehill	9/11 NYG	11	2	2	3	6	0	0	0	0	0	0	20	1.8	36.4%
	9/19 at BUF	8	1	0	0	4	0	2	0	0	1	7	0.9	12.5%	
	9/25 LV	10	3	1	1	3	1	1	0	1	0	24	2.4	40.0%	
	10/2 at IND	10	3	1	1	4	0	0	0	1	1	24	2.4	40.0%	
	10/9 at WAS	12	3	0	0	8	0	0	0	1	0	21	1.8	25.0%	
	10/23 IND	10	0	4	4	3	0	1	0	1	1	12	1.2	40.0%	
	10/30 at HOU	-	-	-	-	-	-	-	-	-	-	-	-	-	-
11/6 at KC	-	-	-	-	-	-	-	-	-	-	-	-	-	-	
11/13 DEN	13	2	1	1	8	0	1	0	1	0	17	1.3	23.1%		
11/17 at GB	10	4	0	0	3	1	1	0	1	0	27	2.7	40.0%		
11/27 CIN	10	1	3	4	5	0	0	0	0	0	16	1.6	40.0%		
12/4 at PHI	9	1	1	1	7	0	0	0	0	0	10	1.1	22.2%		
12/11 JAX	12	3	0	0	3	1	4	0	0	1	22	1.8	25.0%		
12/18 at LAC	12	2	0	1	6	0	1	0	1	1	14	1.2	16.7%		
12/24 HOU	-	-	-	-	-	-	-	-	-	-	-	-	-	-	
12/29 DAL	-	-	-	-	-	-	-	-	-	-	-	-	-	-	
1/7 at JAX	-	-	-	-	-	-	-	-	-	-	-	-	-	-	
TANNEHILL TOTALS		127	25	13	16	60	3	11	0	7	5	214	1.7	29.9%	
Willis	9/19 at BUF	3	0	0	0	2	0	1	0	0	0	0	0.0	0.0%	
	10/30 at HOU	11	2	1	2	5	0	1	0	1	0	17	1.5	27.3%	
	11/6 at KC	13	2	1	1	8	1	0	0	0	1	17	1.3	23.1%	
	12/4 at PHI	2	0	0	0	0	1	0	0	1	0	0	0.0	0.0%	
	12/18 at LAC	1	0	0	0	1	0	0	0	0	0	0	0.0	0.0%	
	12/24 HOU	12	2	0	0	6	1	3	0	0	0	14	1.2	16.7%	
WILLIS TOTALS		42	6	2	3	22	3	5	0	2	1	48	1.1	19.0%	
Dobbs	12/29 DAL	12	1	2	2	5	1	2	0	1	0	13	1.1	25.0%	
	1/7 at JAX	10	1	3	3	3	1	2	0	0	0	16	1.6	40.0%	
DOBBS TOTALS		22	2	5	5	8	2	4	0	1	0	29	1.3	31.8%	
TEAM TOTALS		191	33	20	24	90	8	20	0	10	6	291	1.5	27.7%	

OPPONENTS

QB	Game	Drives Started	Drives Ended By . . .									Points Yield	Points/ Drive	Drive Eff.
			TD	FG	FGA	PNT	DWN	TRN	SAF	GM	HLF			
Jones	9/11 NYG	12	3	0	0	6	0	2	0	0	1	21	1.8	25.0%
Allen/Keenum	9/19 at BUF	11	4	2	2	3	1	0	0	1	0	34	3.1	54.5%
Carr	9/25 LV	9	2	3	3	3	0	1	0	0	0	22	2.4	55.6%
Ryan	10/2 at IND	9	2	1	2	2	0	3	0	0	0	17	1.9	33.3%
Wentz	10/9 at WAS	12	2	1	1	6	1	1	0	0	1	17	1.4	25.0%
Ryan	10/23 IND	10	1	1	1	5	0	3	0	0	0	10	1.0	20.0%
Mills	10/30 at HOU	12	1	1	1	8	0	1	0	0	1	10	0.8	16.7%
Mahomes	11/6 at KC	13	2	2	3	6	0	1	0	0	1	20	1.5	30.8%
Wilson	11/13 DEN	13	1	1	1	9	0	1	0	0	1	10	0.8	15.4%
Rodgers	11/17 at GB	10	2	1	1	4	2	0	0	0	1	17	1.7	30.0%
Burrow	11/27 CIN	11	2	2	2	5	0	0	0	1	1	20	1.8	36.4%
Hurts/Minshew	12/4 at PHI	11	5	0	0	5	0	0	0	0	1	35	3.2	45.5%
Lawrence	12/11 JAX	12	4	3	3	3	1	0	0	1	0	36	3.0	58.3%
Herbert	12/18 at LAC	12	2	1	1	7	0	2	0	0	0	17	1.4	25.0%
Mills	12/24 HOU	12	2	2	2	5	1	1	0	0	1	19	1.6	33.3%
Prescott	12/29 DAL	11	3	2	2	3	0	3	0	0	0	27	2.5	45.5%
Lawrence	1/7 at JAX	9	1	2	2	4	0	1	0	1	0	13	1.4	33.3%
OPPONENTS TOTALS		189	39	25	27	84	6	20	0	4	9	345	1.8	33.9%

THIRD DOWN EFFICIENCY

TITANS

THIRD DOWN AND ...														TOTAL		PCT.							
Game	1	2	3	4	5	6	7	8	9	10+	Made	Att.	Made	Att.									
9/11 NYG	0	2	0	1	1	2	0	2	1	2	0	0	0	0	3	11	27.3						
9/19 at BUF	1	3	1	2	0	0	1	1	0	0	0	0	1	5	4	12	33.3						
9/25 LV	1	2	0	0	1	1	0	0	0	0	1	0	1	3	5	10	50.0						
10/2 at IND	1	2	1	1	1	1	1	1	0	1	1	1	0	2	5	12	41.7						
10/9 at WAS	2	2	0	1	0	0	0	0	1	2	0	3	1	2	4	14	28.6						
10/23 IND	1	1	0	0	0	1	1	1	0	0	1	2	1	2	5	12	41.7						
10/30 at HOU	0	0	2	3	0	0	0	0	0	2	1	1	0	1	4	12	33.3						
11/6 at KC	1	1	0	0	0	0	0	0	0	1	0	0	0	2	1	11	9.1						
11/13 DEN	1	1	0	2	1	3	1	2	1	1	0	0	0	4	6	16	37.5						
11/17 at GB	2	3	1	1	1	1	0	0	0	1	0	0	1	1	3	7	13	53.8					
11/27 CIN	2	2	0	0	1	1	1	3	2	2	0	1	0	0	7	16	43.8						
12/4 at PHI	1	1	0	0	2	2	0	1	1	1	0	2	0	1	4	14	28.6						
12/11 JAX	0	0	3	3	0	0	0	1	1	1	1	2	0	0	5	10	50.0						
12/18 at LAC	2	2	0	2	1	1	0	0	0	0	0	0	0	2	3	11	27.3						
12/24 HOU	2	2	0	0	1	1	1	2	0	0	0	2	0	0	4	12	33.3						
12/29 DAL	1	1	0	0	0	0	1	1	0	2	4	5	0	1	7	16	43.8						
1/7 at JAX	1	1	1	2	1	3	0	1	1	1	0	1	0	0	6	17	35.3						
TOTALS	19	26	9	18	11	17	7	17	8	17	8	21	4	19	3	15	5	16	6	53	80	219	36.5

	Made	Att.	Pct.
Titans third down and 1 - 4:	46	78	59.0
Titans third down and 5 - 9:	28	88	31.8
Titans third down and 10+ :	6	53	11.3

OPPONENTS

THIRD DOWN AND ...														TOTAL		PCT.							
Game	1	2	3	4	5	6	7	8	9	10+	Made	Att.	Made	Att.									
9/11 NYG	0	0	0	3	1	1	1	2	0	0	0	1	0	0	0	3	2	10	20.0				
9/19 at BUF	0	3	1	1	1	1	0	0	0	1	0	1	1	2	3	0	0	5	13	38.5			
9/25 LV	0	0	0	1	0	2	0	2	0	0	0	0	0	2	1	4	1	12	8.3				
10/2 at IND	0	1	2	2	1	1	2	3	0	0	0	0	0	1	1	1	4	7	13	53.8			
10/9 at WAS	0	1	0	1	0	0	0	3	1	1	0	0	0	0	0	1	1	11	9.1				
10/23 IND	1	1	1	1	0	4	1	1	1	3	0	0	0	0	0	3	4	13	30.8				
10/30 at HOU	1	2	0	0	0	1	0	0	0	2	0	0	0	0	0	1	1	14	14.3				
11/6 at KC	2	5	1	1	0	0	0	0	1	1	1	1	1	1	3	1	6	8	19	42.1			
11/13 DEN	0	1	1	1	0	1	0	1	0	2	1	1	0	0	0	3	2	7	4	17	23.5		
11/17 at GB	2	2	1	1	1	2	0	0	0	0	0	2	0	1	0	0	1	1	2	5	7	14	50.0
11/27 CIN	0	0	0	0	0	0	1	1	1	1	0	1	0	1	1	1	2	8	5	14	35.7		
12/4 at PHI	1	1	0	0	0	0	0	1	0	2	0	2	0	0	1	1	1	1	0	3	3	11	27.3
12/11 JAX	0	0	2	2	1	1	0	1	1	2	2	2	0	0	0	0	0	5	6	13	46.2		
12/18 at LAC	3	3	0	0	1	2	0	2	0	0	0	1	0	1	0	2	0	2	4	13	30.8		
12/24 HOU	0	0	1	2	2	2	0	0	0	0	1	1	0	1	0	1	1	6	5	14	35.7		
12/29 DAL	1	2	2	2	1	2	1	1	1	1	0	0	0	0	1	0	0	2	4	8	13	61.5	
1/7 at JAX	1	1	0	0	0	1	0	0	0	0	1	1	2	4	0	0	0	1	1	3	5	11	45.5
TOTALS	12	23	12	15	8	23	6	17	7	18	6	13	3	12	2	12	8	19	13	73	77	225	34.2

	Made	Att.	Pct.
Opponents third down and 1 - 4:	38	78	48.7
Opponents third down and 5 - 9:	26	74	35.1
Opponents third down and 10+ :	13	73	17.8

INSIDE THE 20 EFFICIENCY

Game	Results	Total										Total Points	Scoring Eff.	TD Eff.		
		Succ. / Att.	TD	FG	FGA	Int	Fum	Dwn	Gm	Hif	Punt					
9/11 NYG																
Titans:	7 3 7	3 / 3	2	1	1	0	0	0	0	0	0	0	17	100.0%	66.7%	
Opponents:	6 Int 8	2 / 3	2	0	0	1	0	0	0	0	0	14	66.7%	66.7%		
9/19 at BUF																
Titans:	7	1 / 1	1	0	0	0	0	0	0	0	0	7	100.0%	100.0%		
Opponents:	7 7 3 7 Gm	4 / 5	3	1	1	0	0	0	1	0	0	24	80.0%	60.0%		
9/25 LV																
Titans:	7 7 7	3 / 3	3	0	0	0	0	0	0	0	0	21	100.0%	100.0%		
Opponents:	3 7 3 Int 3 6	5 / 6	2	3	3	1	0	0	0	0	0	22	83.3%	33.3%		
10/2 at IND																
Titans:	7 7 7	3 / 3	3	0	0	0	0	0	0	0	0	21	100.0%	100.0%		
Opponents:	3 7 7	3 / 3	2	1	1	0	0	0	0	0	0	17	100.0%	66.7%		
10/9 at WAS																
Titans:	7 7 7	3 / 3	3	0	0	0	0	0	0	0	0	21	100.0%	100.0%		
Opponents:	Int	0 / 1	0	0	0	1	0	0	0	0	0	0	0.0%	0.0%		
10/23 IND																
Titans:	3 3	2 / 2	0	2	2	0	0	0	0	0	0	6	100.0%	0.0%		
Opponents:	7	1 / 1	1	0	0	0	0	0	0	0	0	7	100.0%	100.0%		
10/30 at HOU																
Titans:	7 3	2 / 2	1	1	1	0	0	0	0	0	0	10	100.0%	50.0%		
Opponents:	3 7	2 / 2	1	1	1	0	0	0	0	0	0	10	100.0%	50.0%		
11/6 at KC																
Titans:	7 7	2 / 2	2	0	0	0	0	0	0	0	0	14	100.0%	100.0%		
Opponents:	3 7 7 3	4 / 4	2	2	2	0	0	0	0	0	0	20	100.0%	50.0%		
11/13 DEN																
Titans:	7 3	2 / 2	1	1	1	0	0	0	0	0	0	10	100.0%	50.0%		
Opponents:		0 / 0	0	0	0	0	0	0	0	0	0	0	-	-		
11/17 at GB																
Titans:	7 Dwn 7 6 7 Gm	4 / 6	4	0	0	0	0	1	1	0	0	27	66.7%	66.7%		
Opponents:	6 3 8	3 / 3	2	1	1	0	0	0	0	0	0	17	100.0%	66.7%		
11/27 CIN																
Titans:	3 M 3	2 / 3	0	2	3	0	0	0	0	0	0	6	66.7%	0.0%		
Opponents:	7 3 Gm	2 / 3	1	1	1	0	0	0	1	0	0	10	66.7%	33.3%		
12/4 at PHI																
Titans:	3 Dwn	1 / 2	0	1	1	0	0	1	0	0	0	3	50.0%	0.0%		
Opponents:	7 7	2 / 2	2	0	0	0	0	0	0	0	0	14	100.0%	100.0%		
12/11 JAX																
Titans:	7 7 8	3 / 3	3	0	0	0	0	0	0	0	0	22	100.0%	100.0%		
Opponents:	7 3 7 3	4 / 4	2	2	2	0	0	0	0	0	0	20	100.0%	50.0%		
12/18 at LAC																
Titans:	7 7	2 / 2	2	0	0	0	0	0	0	0	0	14	100.0%	100.0%		
Opponents:	7 7	2 / 2	2	0	0	0	0	0	0	0	0	14	100.0%	100.0%		
12/24 HOU																
Titans:	7	1 / 1	1	0	0	0	0	0	0	0	0	7	100.0%	100.0%		
Opponents:	7 3 3 6	4 / 4	2	2	2	0	0	0	0	0	0	19	100.0%	50.0%		
12/29 DAL																
Titans:	3 3 7	3 / 3	1	2	2	0	0	0	0	0	0	13	100.0%	33.3%		
Opponents:	7 3 7 7	4 / 4	3	1	1	0	0	0	0	0	0	24	100.0%	75.0%		
1/7 at JAX																
Titans:	3	1 / 1	0	1	1	0	0	0	0	0	0	3	100.0%	0.0%		
Opponents:	3 3	2 / 2	0	2	2	0	0	0	0	0	0	6	100.0%	0.0%		
TOTALS																
Titans:		38 / 42	27	11	12	0	0	2	1	0	0	222	90.5%	64.3%		
Opponents:		44 / 49	27	17	17	3	0	0	2	0	0	238	89.8%	55.1%		

GOAL-TO-GO SITUATIONS

Game	Results	Total										Total Points	Scoring Eff.	TD Eff.		
		Succ. / Att.	TD	FG	FGA	Int	Fum	Dwn	Gm	Hlf	Punt					
9/11 NYG																
Titans:	7	1 / 1	1	0	0	0	0	0	0	0	0	0	7	100.0%	100.0%	
Opponents:	6 8	2 / 2	2	0	0	0	0	0	0	0	0	0	14	100.0%	100.0%	
9/19 at BUF																
Titans:		0 / 0	0	0	0	0	0	0	0	0	0	0	0	-	-	
Opponents:		0 / 0	0	0	0	0	0	0	0	0	0	0	0	-	-	
9/25 LV																
Titans:	7 7	2 / 2	2	0	0	0	0	0	0	0	0	0	14	100.0%	100.0%	
Opponents:	7 6	2 / 2	2	0	0	0	0	0	0	0	0	0	13	100.0%	100.0%	
10/2 at IND																
Titans:	7	1 / 1	1	0	0	0	0	0	0	0	0	0	7	100.0%	100.0%	
Opponents:	3 7 7	3 / 3	2	1	1	0	0	0	0	0	0	0	17	100.0%	66.7%	
10/9 at WAS																
Titans:	7 7	2 / 2	2	0	0	0	0	0	0	0	0	0	14	100.0%	100.0%	
Opponents:	Int	0 / 1	0	0	0	1	0	0	0	0	0	0	0	0.0%	0.0%	
10/23 IND																
Titans:		0 / 0	0	0	0	0	0	0	0	0	0	0	0	-	-	
Opponents:	7	1 / 1	1	0	0	0	0	0	0	0	0	0	7	100.0%	100.0%	
10/30 at HOU																
Titans:	7	1 / 1	1	0	0	0	0	0	0	0	0	0	7	100.0%	100.0%	
Opponents:	7	1 / 1	1	0	0	0	0	0	0	0	0	0	7	100.0%	100.0%	
11/6 at KC																
Titans:	7	1 / 1	1	0	0	0	0	0	0	0	0	0	7	100.0%	100.0%	
Opponents:	3	1 / 1	0	1	1	0	0	0	0	0	0	0	3	100.0%	0.0%	
11/13 DEN																
Titans:	7	1 / 1	1	0	0	0	0	0	0	0	0	0	7	100.0%	100.0%	
Opponents:		0 / 0	0	0	0	0	0	0	0	0	0	0	0	-	-	
11/17 at GB																
Titans:	7 6 Gm	2 / 3	2	0	0	0	0	0	0	1	0	0	13	66.7%	66.7%	
Opponents:	8	1 / 1	1	0	0	0	0	0	0	0	0	0	8	100.0%	100.0%	
11/27 CIN																
Titans:		0 / 0	0	0	0	0	0	0	0	0	0	0	0	-	-	
Opponents:	7 Gm	1 / 2	1	0	0	0	0	0	0	1	0	0	7	50.0%	50.0%	
12/4 at PHI																
Titans:		0 / 0	0	0	0	0	0	0	0	0	0	0	0	-	-	
Opponents:	7 7	2 / 2	2	0	0	0	0	0	0	0	0	0	14	100.0%	100.0%	
12/11 JAX																
Titans:	7 8	2 / 2	2	0	0	0	0	0	0	0	0	0	15	100.0%	100.0%	
Opponents:	7	1 / 1	1	0	0	0	0	0	0	0	0	0	7	100.0%	100.0%	
12/18 at LAC																
Titans:	7 7	2 / 2	2	0	0	0	0	0	0	0	0	0	14	100.0%	100.0%	
Opponents:	7 7	2 / 2	2	0	0	0	0	0	0	0	0	0	14	100.0%	100.0%	
12/24 HOU																
Titans:		0 / 0	0	0	0	0	0	0	0	0	0	0	0	-	-	
Opponents:	7 3 6	3 / 3	2	1	1	0	0	0	0	0	0	0	16	100.0%	66.7%	
12/29 DAL																
Titans:		0 / 0	0	0	0	0	0	0	0	0	0	0	0	-	-	
Opponents:	7 7	2 / 2	2	0	0	0	0	0	0	0	0	0	14	100.0%	100.0%	
1/7 at JAX																
Titans:		0 / 0	0	0	0	0	0	0	0	0	0	0	0	-	-	
Opponents:		0 / 0	0	0	0	0	0	0	0	0	0	0	0	-	-	
TOTALS																
Titans:		15 / 16	15	0	0	0	0	0	0	1	0	0	105	93.8%	93.8%	
Opponents:		22 / 24	19	3	3	1	0	0	0	1	0	0	141	91.7%	79.2%	

TAKEAWAYS & GIVEAWAYS

TITANS TAKEAWAYS

Game	Qtr	Scrim.	Player	Turnover	Caused by	Takeaway	at	Ret. Yds.	Results	Pts.	
9/11	NYG	2	TEN 42	D. Jones	Fumble	J. Simmons	B. Dupree	NYG 44	2	Field Goal	3
9/11	NYG	4	TEN 8	D. Jones	Interception		A. Hooker	TEN -4	0	Punt	0
9/25	LV	4	TEN 6	D. Carr	Interception		K. Byard	TEN -4	24	Punt	0
10/2	at IND	1	50	M. Ryan	Fumble	D. Autry	B. Dupree	IND 32	0	Touchdown	7
10/2	at IND	2	IND 25	M. Ryan	Interception		T. Tart	IND 28	0	Touchdown	7
10/2	at IND	4	TEN 24	J. Taylor	Fumble	J. Schobert	K. Fulton	TEN 22	0	Punt	0
10/9	at WAS	4	TEN 2	C. Wentz	Interception		D. Long Jr.	TEN 1	0	Game	0
10/23	IND	2	TEN 28	M. Ryan	Interception		A. Adams	TEN 24	76	Touchdown	7
10/23	IND	2	TEN 38	M. Ryan	Interception		D. Long Jr.	TEN 34	4	Field Goal	3
10/23	IND	4	IND 43	M. Pittman	Fumble	T. Mitchell	A. Hooker	TEN 43	0	Game	0
10/30	at HOU	1	TEN 34	D. Mills	Interception		K. Fulton	TEN 31	0	Punt	0
11/6	at KC	3	KC 37	P. Mahomes	Interception		R. McCreary	KC 38	4	Field Goal	3
11/13	DEN	4	TEN 25	R. Wilson	Interception	J. Kalu	T. Mitchell	TEN 0	1	Game	0
12/18	at LAC	2	TEN 25	J. Herbert	Interception	R. McCreary	J. Kalu	TEN -3	0	Half	0
12/18	at LAC	3	TEN 27	J. Herbert	Interception		K. Byard	TEN 17	3	Punt	0
12/24	HOU	3	HOU 34	D. Mills	Interception	T. Avery	J. Gibbens	HOU 47	7	Downs	0
12/29	DAL	2	TEN 46	D. Prescott	Fumble		T. Tart	TEN 48	0	Punt	0
12/29	DAL	2	DAL 48	D. Prescott	Interception		K. Byard	TEN 34	2	Field Goal	3
12/29	DAL	2	TEN 39	D. Prescott	Interception		K. Byard	TEN 31	28	Field Goal	3
1/7	at JAX	2	TEN 22	T. Lawrence	Fumble		R. Weaver	TEN 31	0	Touchdown	7

Takeaway Season Totals:

Takeaways resulted in ...											
No.	TD	FG	FG Att.	Punt	Downs	Int.	Fum.	Saf.	Game	Half	Pts.
20	4	5	5	6	1	0	0	0	3	1	43

TITANS GIVEAWAYS

Game	Qtr	Scrim.	Player	Turnover	Caused by	Takeaway	at	Ret. Yds.	Results	Pts.	
9/11	NYG	4	NYG 45	K. Phillips	Fumble	J. Pinnock	TEN 11	0	Interception	0	
9/19	at BUF	3	BUF 48	K. Phillips	Fumble	T. Dodson	TEN 20	0	Field Goal	3	
9/19	at BUF	3	TEN 33	R. Tannehill	Interception	T. Edmunds	J. Poyer	BUF 49	0	Touchdown	7
9/19	at BUF	3	TEN 39	R. Tannehill	Interception		M. Milano	TEN 43	43	Touchdown	7
9/19	at BUF	4	BUF 34	M. Willis	Fumble		C. Basham	BUF 35	1	Punt	0
9/25	LV	3	TEN 24	R. Tannehill	Interception		D. Harmon	TEN 44	13	Punt	0
10/23	IND	4	IND 44	R. Tannehill	Fumble		B. Okereke	IND 45	0	Field Goal	3
10/30	at HOU	1	HOU 8	R. Woods	Fumble	T. Smith	D. Ogunbowale	TEN 42	0	Punt	0
10/30	at HOU	2	TEN 30	M. Willis	Interception		S. Nelson	TEN 44	33	Field Goal	3
11/13	DEN	4	DEN 34	M. Willis	Fumble		M. Purcell	DEN 38	0	Punt	0
11/17	at GB	4	GB 34	R. Tannehill	Interception		R. Douglas	GB 12	22	Punt	0
12/11	JAX	1	TEN 28	R. Tannehill	Fumble	T. Walker	D. Smoot	TEN 20	0	Touchdown	7
12/11	JAX	2	JAX 38	R. Tannehill	Interception		A. Wingard	JAX 33	13	Field Goal	3
12/11	JAX	2	JAX 37	D. Henry	Fumble	S. Quarterman	J. Allen	JAX 21	1	Touchdown	7
12/11	JAX	4	TEN 36	D. Henry	Fumble		A. Key	TEN 30	0	Field Goal	3
12/18	at LAC	3	TEN 12	R. Tannehill	Interception		N. Adderley	TEN 48	0	Interception	0
12/24	HOU	4	HOU 44	D. Henry	Fumble	J. Hansen	J. Greenard	HOU 42	0	Field Goal	3
12/24	HOU	4	HOU 45	M. Willis	Interception		C. Harris	HOU 42	20	Punt	0
12/24	HOU	4	HOU 43	M. Willis	Interception		J. Pitre	HOU -2	5	Game	0
12/29	DAL	2	DAL 24	J. Dobbs	Fumble	D. Fowler	M. Parsons	DAL 31	0	Fumble	0
12/29	DAL	4	TEN 44	J. Dobbs	Interception		N. Wright	DAL 40	0	Punt	0
1/7	at JAX	3	TEN 13	J. Dobbs	Interception		T. Campbell	JAX 46	29	Field Goal	3
1/7	at JAX	4	TEN 35	J. Dobbs	Fumble	R. Jenkins	J. Allen	TEN 37	37	Touchdown	7

Giveaway Season Totals:

Giveaways resulted in ...											
No.	TD	FG	FG Att.	Punt	Downs	Int.	Fum.	Saf.	Game	Half	Pts.
23	5	7	7	7	0	2	1	0	1	0	56

FIRST DOWNS EARNED

Total first downs earned (parentheses indicates number earned on third or fourth down)

NAME	RUSHING	PASSING	RECEIVING	PENALTY	TOTAL
Ryan Tannehill	12 (7)	116 (39)			128 (46)
Derrick Henry	65 (15)	1	10 (1)		76 (16)
Robert Woods			31 (14)		31 (14)
Joshua Dobbs	4 (2)	25 (13)			29 (15)
Austin Hooper			28 (12)		28 (12)
Treyton Burks	3 (1)		20 (6)		23 (7)
Chig Okonkwo			22 (4)		22 (4)
PENALTY				20 (6)	20 (6)
Malik Willis	8 (4)	11 (2)			19 (6)
Nick Westbrook-Ikhine			18 (8)		18 (8)
Dontrell Hilliard	4 (2)		8 (3)		12 (5)
Hassan Haskins	5 (3)		2 (1)		7 (4)
Geoff Swaim			4 (1)		4 (1)
Kyle Philips			3 (1)		3 (1)
Jonathan Ward	2		1 (1)		3 (1)
Cody Hollister			2		2 ()
Chris Conley			2 (1)		2 (1)
Julius Chestnut	1 (1)		1		2 (1)
Racey McMath			1 (1)		1 (1)
TITANS TOTALS	104 (35)	153 (54)	153 (54)	20 (6)	430 (149)

Note: One first down awarded to both passer and receiver on passes resulting in first down.

KICKOFF ANALYSIS

TITANS

BULLOCK		No.	No.		Opp. Ret.	Ret. Yds.	Ret. Avg.	FC	Squib	Out of Bounds	Onside Rec. / Att.
			In EZ	TB							
9/11	NYG	5	5	3	2	41	20.5	0	0	0	0 / 0
9/19 at	BUF	2	2	2	0	0	-	0	0	0	0 / 0
9/25	LV	4	3	3	1	23	23.0	0	0	0	0 / 0
10/2 at	IND	5	5	5	0	0	-	0	0	0	0 / 0
10/9 at	WAS	4	1	1	3	46	15.3	0	1	0	0 / 0
10/23	IND	6	3	3	3	48	16.0	0	0	0	0 / 0
10/30 at	HOU	4	3	2	2	39	19.5	0	0	0	0 / 0
11/6 at	KC	5	4	3	2	39	19.5	0	0	0	0 / 0
11/13	DEN	1	0	0	1	8	8.0	0	1	0	0 / 0
11/17 at	GB	-	-	-	-	-	-	-	-	-	- / -
11/27	CIN	-	-	-	-	-	-	-	-	-	- / -
12/4 at	PHI	3	2	1	2	37	18.5	0	0	0	0 / 0
12/11	JAX	4	2	2	2	42	21.0	0	0	0	0 / 0
12/18 at	LAC	3	2	2	1	17	17.0	0	0	0	0 / 0
12/24	HOU	3	1	1	2	51	25.5	0	0	0	0 / 0
12/29	DAL	3	3	3	0	0	-	0	0	0	0 / 0
1/7 at	JAX	4	3	0	4	125	31.3	0	1	0	0 / 0
BULLOCK TOTALS		56	39	31	25	516	20.6	0	3	0	0 / 0
STONEHOUSE		No.	No.		Opp. Ret.	Ret. Yds.	Ret. Avg.	FC	Squib	Out of Bounds	Onside Rec. / Att.
			In EZ	TB							
11/13	DEN	3	2	2	1	10	10.0	0	0	0	0 / 0
STONEHOUSE TOTALS		3	2	2	1	10	10.0	0	0	0	0 / 0
LAMBO		No.	No.		Opp. Ret.	Ret. Yds.	Ret. Avg.	FC	Squib	Out of Bounds	Onside Rec. / Att.
			In EZ	TB							
11/17 at	GB	5	1	0	5	108	21.6	0	0	0	0 / 0
LAMBO TOTALS		5	1	0	5	108	21.6	0	0	0	0 / 0
SHUDAK		No.	No.		Opp. Ret.	Ret. Yds.	Ret. Avg.	FC	Squib	Out of Bounds	Onside Rec. / Att.
			In EZ	TB							
11/27	CIN	5	4	4	1	14	14.0	0	0	0	0 / 0
SHUDAK TOTALS		5	4	4	1	14	14.0	0	0	0	0 / 0
TEAM TOTALS		69	46	37	32	648	20.3	0	3	0	0 / 0

OPPONENTS

		No.	No.		Titans		Ret. Yds.	Ret. Avg.	FC	Squib	Out of Bounds	Onside Rec. / Att.
			In EZ	TB	Ret.	Yds.						
9/11	NYG	4	2	2	2	33	16.5	0	0	0	0 / 0	
9/19 at	BUF	8	6	6	2	40	20.0	0	0	0	0 / 0	
9/25	LV	6	4	4	1	29	29.0	0	0	0	0 / 1	
10/2 at	IND	4	2	0	4	105	26.3	0	0	0	0 / 0	
10/9 at	WAS	4	4	4	0	0	-	0	0	0	0 / 0	
10/23	IND	3	1	1	2	45	22.5	0	0	0	0 / 0	
10/30 at	HOU	3	1	1	1	17	17.0	0	0	0	0 / 1	
11/6 at	KC	5	2	1	4	72	18.0	0	0	0	0 / 0	
11/13	DEN	3	2	2	1	17	17.0	0	0	0	0 / 0	
11/17 at	GB	4	1	0	4	80	20.0	0	0	0	0 / 0	
11/27	CIN	5	5	4	1	20	20.0	0	0	0	0 / 0	
12/4 at	PHI	6	3	3	3	62	20.7	0	0	0	0 / 0	
12/11	JAX	8	3	3	3	76	25.3	0	0	2	0 / 0	
12/18 at	LAC	4	3	3	1	6	6.0	0	0	0	0 / 0	
12/24	HOU	5	2	1	4	85	21.3	0	0	0	0 / 0	
12/29	DAL	6	4	4	1	25	25.0	0	0	1	0 / 0	
1/7 at	JAX	5	2	2	3	71	23.7	0	0	0	0 / 0	
TOTALS		83	47	41	37	783	21.2	0	0	3	0 / 2	

INSTANT REPLAY ANALYSIS

CHALLENGES BY TITANS

Game	Qtr	Time	Dwn	Dist	Play	Review Result	Explanation
9/11 NYG					(none)		
9/19 at BUF					(none)		
9/25 LV					(none)		
10/2 at IND					(none)		
10/9 at WAS					(none)		
10/23 IND	4	3:28	3	3	M. Ryan incomplete pass to M. Pittman	Reversed	M. Pittman 9-yard catch and fumble recovered by A. Hooker
10/30 at HOU					(none)		
11/6 at KC					(none)		
11/13 DEN					(none)		
11/17 at GB					(none)		
11/27 CIN	4	13:58	3	12	J. Burrow 16-yard pass to T. Irwin to TEN 27	Upheld	T. Irwin secured the 16-yard catch along sideline
12/4 at PHI	2	15:00	1	15	J. Hurts nine-yard pass to D. Smith	Reversed	D. Smith did not secure the catch along the sideline
12/11 JAX					(none)		
12/18 at LAC					(none)		
12/24 HOU					(none)		
12/29 DAL					(none)		
1/7 at JAX					(none)		

Total challenges by Titans: 3

Calls reversed: 2

CHALLENGES BY OPPONENTS

Game	Qtr	Time	Dwn	Dist	Play	Review Result	Explanation
9/11 NYG	4	8:21	2	9	R. Tannehill 19-yard pass to C. Okonkwo to TEN 40	Reversed	C. Okonkwo 11-yard reception down at TEN 32
9/19 at BUF	1	5:47	3	14	N. Westbrook-Ikhine 13-yard catch along the sideline	Upheld	N. Westbrook-Ikhine got both feet inbounds
9/25 LV	3	3:05	4	20	A. Cole 41-yard punt for a touchback	Reversed	A. Cole 39-yard punt downed at TEN 2
10/2 at IND					(none)		
10/9 at WAS	4	4:01	3	1	C. Wentz incomplete pass to C. Sims	Upheld	C. Sims did not secure the catch
10/23 IND	4	5:32	3	6	A. Hooper 19-yard catch to IND 37	Upheld	A. Hooper secured the catch
10/30 at HOU					(none)		
11/6 at KC					(none)		
11/13 DEN					(none)		
11/17 at GB	2	12:23	3	10	R. Tannehill 10-yard pass to A. Hooper for 1st down	Reversed	A. Hooper nine-yard catch short of 1st down
11/27 CIN					(none)		
12/4 at PHI	3	14:15	2	8	R. Tannehill incomplete pass to R. Woods	Upheld	R. Woods did not secure catch; no fumble
12/11 JAX					(none)		
12/18 at LAC					(none)		
12/24 HOU					(none)		
12/29 DAL					(none)		
1/7 at JAX					(none)		

Total challenges by Opponents: 7

Calls reversed: 3

CHALLENGES BY REVIEW ASSISTANT

Game	Qtr	Time	Dwn	Dist	Play	Review Result	Explanation
9/11 NYG					(none)		
9/19 at BUF					(none)		
9/25 LV					(none)		
10/2 at IND					(none)		
10/9 at WAS	4	:09	3	2	D. Long Jr. 46-yard interception return to TEN 47	Reversed	D. Long Jr. interception down at TEN 1
10/23 IND					(none)		
10/30 at HOU					(none)		
11/6 at KC	2	:41	2	10	P. Mahomes 11-yard run for first down	Reversed	P. Mahomes 9-yard run to 50; no first down
11/13 DEN	2	:34	2	4	R. Woods four-yard catch for first down to DEN 25	Upheld	R. Woods reached the first down line to gain
11/17 at GB					(none)		
11/27 CIN					(none)		
12/4 at PHI	2	14:05	1	15	J. Hurts 40-yard touchdown pass to A.J. Brown	Reversed	A.J. Brown did not secure the catch along the sideline
12/11 JAX	2	:15	2	1	T. Lawrence incomplete pass to Z. Jones	Reversed	T. Lawrence 20-yard touchdown pass to Z. Jones
12/11 JAX	4	7:20	3	2	R. Tannehill 2-yard touchdown pass to N. Westbrook-Ikhine	Upheld	N. Westbrook-Ikhine secured the touchdown catch
12/18 at LAC					(none)		
12/24 HOU					(none)		
12/29 DAL					(none)		
1/7 at JAX					(none)		

Total reviews by Assistant: 6

Calls reversed: 4



TENNESSEE TITANS
UPDATED BIOS



47 ANDREW ADAMS

**DEFENSIVE BACK • 5'11" • 202 LBS • COLLEGE: CONNECTICUT
ACQUIRED: FREE AGENT - 2022 • NFL EXPERIENCE (NFL/TITANS): 7/1
HOMETOWN: FAYETTEVILLE, GA.
GAMES PLAYED/GAMES STARTED: 100/46 (PLAYOFFS: 7/0)**



Super Bowl: 2020

PRO: The Titans signed Andrew Adams to the team's active roster in Week 3 of the 2022 season off of the Pittsburgh Steelers' practice squad. The 5-foot-11-inch, 202-pounder arrives in Tennessee with 87 games (35 starts) of NFL experience, and has totaled 175 tackles, four quarterback pressures, six tackles for loss, seven interceptions, 23 passes defended, two forced fumbles and 15 special teams stops over seven seasons with the New York Giants (2016-17) and Tampa Bay Buccaneers (2018-21). The Fayetteville, Ga., native played collegiately at Connecticut (2012-15) where he appeared in 44 games with 33 starts and finished his career with 263 tackles, nine interceptions and 24 passes defended.

CAREER HIGHLIGHTS:

- Adams served as a key special teams contributor during the Tampa Bay Buccaneers' Super Bowl LV-winning season. He appeared in all 16 regular season games and played the fourth-most special teams snaps on the squad (297).
- In 2018, Adams recorded a career-high four interceptions, including three interceptions in one contest (vs. Carolina 12/2/18) in his first campaign with Tampa Bay.

TITANS TIDBITS:

- Adams comes from a long lineage of NFL players. His Uncle, Sam Adams, played offensive line from 1972-81. His cousin, Matt Forte, played running back from 2008-17. His cousin, Sam Adams, played defensive tackle from 1994-2007.
- Adams' brother-in-law is linebacker Alec Ogletree, and the two were teammates together on the New York Giants.
- Adams originally committed to Furman University as a centerfielder to play baseball, but de-committed when Connecticut wanted him to play football for the Huskies.

CAREER TRANSACTIONS:

- The Fayetteville, Ga., native originally signed with the New York Giants as an undrafted free agent following the 2016 NFL Draft.
- Waived by the Giants on Sept. 3, 2016 and signed to the team's practice squad two days later.
- Signed by the Giants to the team's active roster off of the practice squad on Sept. 24, 2016.
- Waived by the Giants on Sept. 1, 2018.
- Signed as a free agent by the Tampa Bay Buccaneers on Sept. 26, 2018.
- Signed as a free agent by the Detroit Lions on March 14, 2019.
- Waived by the Lions on Aug. 30, 2019.
- Signed by the Buccaneers on Sept. 10, 2019.
- Signed as a free agent by the Philadelphia Eagles on March 24, 2021.
- Waived by the Eagles on Aug. 31, 2021.
- Signed by the Buccaneers to the team's practice squad on Sept. 2, 2021.
- Signed by the Buccaneers to the team's active roster off of the practice squad on Sept. 13, 2021.
- Signed as a free agent by the Giants on July 26, 2022.
- Waived by the Giants on Aug. 26, 2022.
- Signed by the Pittsburgh Steelers to the team's practice squad on Sept. 5, 2022.
- Signed by the Titans to the team's active roster off of the Steelers' practice squad on Sept. 21, 2022.

SEASON RECAPS:

2022 (13/11 - Tennessee): Played in 13 games with 11 starts at safety in his first season with the Titans. Registered a career-high 60 tackles to go along with an interception returned for a touchdown, four quarterback pressures, three passes defended and two special teams stops. Placed on injured reserve on Jan. 2 and missed the regular season finale. Spent the first two weeks of the season on the Pittsburgh Steelers' practice squad before signing the Titans' active roster on Sept. 21. Was inactive for his first contest in Tennessee. Tied for the team lead in tackles once in 2022 (vs. IND).

- Against Las Vegas (9/25), was inactive.
- At Indianapolis (10/2), made his Titans debut as a starter at safety and tallied five tackles with a quarterback pressure. Helped limit Jonathan Taylor to just 42 rushing yards on 20 carries in the victory.
- At Washington (10/9), saw action as a reserve at safety and recorded two tackles and a special teams stop.
- Against Indianapolis (10/23), started at safety and tied for the team lead with a career-high 10 tackles and an interception return for a touchdown. Stuffed Jonathan Taylor for no gain on a short pass in the flat in the opening quarter. Intercepted a Matt Ryan pass intended for Parris Campbell and raced 76 yards for a touchdown and a 10-0 Titans lead in the second quarter.
- At Houston (10/30), saw significant action at safety and notched a tackle and a quarterback pressure. Stuffed Dare Ogunbowale for no gain on a short pass in the fourth quarter.
- At Kansas City (11/6), started at safety and produced seven tackles.
- Against Denver (11/13), started at safety and posted seven tackles. Stopped Chase Edmonds for no gain on a short pass in the first quarter.
- At Green Bay (11/17), started at safety and registered two tackles.
- Against Cincinnati (11/27), started at safety and collected a pass defended. Broke up a pass intended for Hayden Hurst early in the first quarter.
- At Philadelphia (12/4), started at safety and produced six tackles with a quarterback pressure.
- Against Jacksonville (12/11), started at safety and finished second on the team by tying a career-high with 10 tackles to go along with a pass defended. Broke up a pass intended for Zay Jones in the third quarter.
- At L.A. Chargers (12/18), started at safety and recorded six tackles with a quarterback pressure.
- Against Houston (12/24), started at safety and notched two tackles. Added a special teams stop on coverage units.
- Against Dallas (12/29), started at safety in 100th career regular season game and collected two tackles before leaving the game early in the fourth quarter with an injury.

2021 (14/3, 2/0 - Tampa Bay): Appeared in 14 games with three starts and tallied 21 tackles, a quarterback pressure, a tackle for loss, an interception, four passes defended and three special teams tackles. Was inactive for three contests. Saw action in both postseason contests and notched a pass defended.

- Against Carolina (1/9/22), tallied an interception for 17 yards and one pass defended.

2020 (16/0, 4/0 - Tampa Bay): Saw action in all 16 games and tallied two special teams tackles. Appeared in all four of the team's postseason contests including Super Bowl LV, and amassed five tackles and one pass defended.

- At Green Bay in the NFC Championship (1/24/21), recorded a postseason-

career-high five tackles and one pass defended.

2019 (14/11 - Tampa Bay): Appeared in 14 games with 11 starts and amassed a career-high-tying 45 tackles, three tackles for loss, one interception, three passes defended, one forced fumble and one special teams stop. Was inactive for one contest.

- Against New Orleans (11/17), posted a season-high seven tackles.
- At Detroit (12/15), recorded a 21-yard interception and added a pass defended.

2018 (13/4 - Tampa Bay): Saw action in 13 games with four starts and notched 36 tackles, a quarterback pressure, a career-high four interceptions for 34 yards, nine passes defended and two special teams stops.

- At Carolina (12/2), registered a career-best three interceptions for 21 yards and a career-high three passes defended. Became the third player in franchise history to produce three interceptions in a single contest.

2017 (16/4 - New York Giants): Appeared in all 16 games for the first time in his career and made four starts. Notched 28 tackles, a quarterback pressure, a tackle for loss, two passes defended, a forced fumble and six special teams stops.

- At San Francisco (11/12), posted his first career forced fumble. Added two tackles and one pass defended.

2016 (14/13, 1/0 - New York Giants): Played in 14 games with a career-high 13 starts as a rookie and registered a career-best 45 tackles, a quarterback pressure, a tackle for loss, an interception, five passes defended and a special teams tackle. Spent the first two weeks on the team's practice squad. Made his postseason debut and saw action in the team's playoff contest.

- Against Philadelphia (11/6), registered a career-high nine tackles and his first career interception. Added two passes defended.

COLLEGE:

- Appeared in 45 games with 33 starts over four seasons at Connecticut (2011-15) and finished his career with 263 tackles, 6.5 tackles for loss, nine

interceptions, 24 passes defended, one forced fumble and three fumble recoveries.

• As a senior (2015), started all 13 games and led the team with 103 tackles. Added 3.5 tackles for loss, three interceptions and six passes defended. Named second team All-American Athletic Conference and team captain.

• As a junior (2014), started all 12 games and led the team with four interceptions for 104 yards. Totaled 95 tackles, 0.5 tackle for loss, a career-high eight passes defended, a forced fumble and a fumble recovery.

• As a sophomore (2013), saw action in eight games with six starts and finished the season with 42 tackles, 0.5 tackle for loss, two interceptions, six passes defended and four forced fumbles.

• As a redshirt freshman (2012), played in 12 games with two starts and totaled 23 tackles, two tackles for loss, four passes defended and one fumble recovery.

- Majored in economics at Connecticut.

PERSONAL:

• Attended Woodward (Ga.) Academy where he was named first team All-City/South Fulton County by the Atlanta Journal Constitution as a senior.

- Son of Aaron and Shirley Adams.

• Follow Adams on Twitter @andrewadams33 and on Instagram @andrew_adams33.

- Born Andrew Adams on Aug. 28, 1993 in Fayetteville, Ga.

ANDREW ADAMS' TITANS GAME-BY-GAME

2022 Tennessee Titans																
Date	Opp	W/L	P/S	Tot Solo	Asst	Sk	-Yds	QBP	TFL	Int-Yds	-TD	PD	FF	FR	-Yds	SpT
Sept 25	LV	W	IA													
Oct 2	@ Ind	W	S	5	3	2	0.0	0.0	1	0	0	0	0	0	0	0
Oct 9	@ Was	W	p	2	2	0	0.0	0.0	0	0	0	0	0	0	0	1
Oct 23	Ind	W	S	10	6	4	0.0	0.0	0	0	1	76	1	1	0	0
Oct 30	@ Hou	W	p	1	1	0	0.0	0.0	1	0	0	0	0	0	0	0
Nov 6	@ KC	L	S	7	6	1	0.0	0.0	0	0	0	0	0	0	0	0
Nov 13	Den	W	S	7	6	1	0.0	0.0	0	0	0	0	0	0	0	0
Nov 17	@ GB	W	S	2	1	1	0.0	0.0	0	0	0	0	0	0	0	0
Nov 27	Cin	L	S	0	0	0	0.0	0.0	0	0	0	0	0	1	0	0
Dec 4	@ Phi	L	S	6	3	3	0.0	0.0	1	0	0	0	0	0	0	0
Dec 11	Jax	L	S	10	8	2	0.0	0.0	0	0	0	0	0	1	0	0

Dec 18	@ LAC	L	S	6	4	2	0.0	0.0	1	0	0	0	0	0	0	0
Dec 24	Hou	L	S	2	1	1	0.0	0.0	0	0	0	0	0	0	0	1
Dec 29	Dal	L	S	2	1	1	0.0	0.0	0	0	0	0	0	0	0	0
Jan 7	@ Jax	L	IR													
Totals				7-8	13/11	60	42	18	0.0	0.0	4	0	1	76	1	3

ANDREW ADAMS' NFL STATISTICS

REGULAR SEASON				TACKLES							INTERCEPTIONS					FUMBLES			
Year	Team	GP	GS	Tot	Solo	Asst	Sk	Yds	QBP	TFL	No	Yds	Lg	TD	PD	FF	FR	Yds	SpT
2016	N.Y. Giants	14	13	45	31	14	0.0	0.0	1	1	1	19	19	0	5	0	0	0	1
2017	N.Y. Giants	16	4	28	28	0	0.0	0.0	1	1	0	0	0	0	2	1	0	0	6
2018	Tampa Bay	13	4	36	27	9	0.0	0.0	1	0	4	34	16	0	9	0	0	0	2
2019	Tampa Bay	14	11	45	41	4	0.0	0.0	0	3	1	21	21	0	3	1	0	0	1
2020	Tampa Bay	16	0	0	0	0	0.0	0.0	0	0	0	0	0	0	0	0	0	0	2
2021	Tampa Bay	14	3	21	14	7	0.0	0.0	1	1	1	17	17	0	4	0	0	0	3
2022	Tennessee	13	11	60	42	18	0.0	0.0	4	0	1	76	76t	1	3	0	0	0	2
NFL Totals		100	46	235	183	52	0.0	0.0	8	6	8	167	76t	1	26	2	0	0	17

PLAYOFFS				TACKLES							INTERCEPTIONS					FUMBLES			
Year	Team	GP	GS	Tot	Solo	Asst	Sk	Yds	QBP	TFL	No	Yds	Lg	TD	PD	FF	FR	Yds	SpT
2016	N.Y. Giants	1	0	0	0	0	0.0	0.0	0	0	0	0	0	0	0	0	0	0	0
2020	Tampa Bay	4	0	5	3	2	0.0	0.0	0	0	0	0	0	0	1	0	0	0	0
2021	Tampa Bay	2	0	0	0	0	0.0	0.0	0	0	0	0	0	0	1	0	0	0	0
NFL Totals		7	0	5	3	2	0.0	0.0	0	0	0	0	0	0	2	0	0	0	0

Single-Game Highs

Tackles - **10 (Twice, last vs. Jacksonville 12/11/22)**
 Interceptions - 3 vs. Carolina (12/2/18)
 Passes Defensed - 3 vs. Carolina (12/2/18)
 Forced Fumble - 1 (Twice, last at Tennessee 10/27/19)

Additional Statistics

Touchdowns - **1 (76-yard interception return vs. Indianapolis, 10/23/22)**

Playoff Single-Game Highs

Tackles - 5 at Green Bay (1/24/21)
 Passes Defensed - 1 (Twice, last at Green Bay 1/24/21)



96 DENICO AUTRY

OUTSIDE LINEBACKER • 6'5" • 285 LBS • COLLEGE: MISSISSIPPI STATE
ACQUIRED: UNRESTRICTED FREE AGENT (IND) - 2021
NFL EXPERIENCE (NFL/TITANS): 9/2 • HOMETOWN: ALBEMARLE, N.C.
GAMES PLAYED/GAMES STARTED: 125/75 (PLAYOFFS: 5/4)



PRO: Seeking a physical and disruptive defensive lineman, the Titans signed Denico Autry as an unrestricted free agent from the rival Indianapolis Colts early in the 2021 offseason. The 6-foot-5-inch, 285-pounder amassed 248 tackles, 39.5 sacks and 60 tackles for loss in his first eight NFL campaigns (2014-21) with the Oakland Raiders, Colts and Titans. In 2021, Autry made an immediate impact with Tennessee ranking second on the team with a career-high tying nine sacks and third on the squad with a career-best 44 quarterback pressures. Autry, a former rookie free agent, offers an impressive combination of size, athleticism and power on the defensive front and also excels on special teams where he has recorded nine career blocked kicks.

CAREER HIGHLIGHTS:

- In 2021, Autry enjoyed a stellar first season with the Titans, playing in all 17 games and ranking second on the team with a career-best tying nine sacks and third on the squad with a career-high 44 quarterback pressures.
- In 2020, Autry collected 7.5 sacks, nine tackles for loss and 10 quarterback hits in 14 games with the Colts.
- In his first campaign with the Colts in 2018, Autry led the squad with a career-best nine sacks to go along with 13 tackles for loss, two forced fumbles and a fumble recovery.
- In 2015, Autry led the NFL with three blocked kicks on special teams, posting the most blocks in a season by a single player since 2011. He has eight career blocked kicks (five extra point attempts, two field goals and one punt).

TITANS TIDBITS:

- Coming out of Albemarle (N.C.) High School, Autry did not have the collegiate opportunities he initially desired and attended East Mississippi Community College (EMCC). The football program has been featured in a popular Netflix documentary series titled, Last Chance U, which focuses on players' last chance to prove themselves to Division I programs. Autry played for EMCC from 2010-11 and helped the Lions to a 12-0 season and an NJCAA national championship title while being named an NJCAA Football All-America first-team selection his sophomore year. Following his career at EMCC, Autry signed with Mississippi State amid offers from Alabama, Auburn, Florida, Florida State, Ole Miss, Southern California and Texas among others.
- Denico's brother, Lee, played defensive line at EMCC before transferring to Mississippi State as well. He signed with the Chicago Bears as a rookie free agent in 2020 and also spent time with the Los Angeles Chargers and Las Vegas Raiders during his rookie campaign.

CAREER TRANSACTIONS:

- The Albemarle, N.C., native was originally signed by the Oakland Raiders as a rookie free agent on May 20, 2014.
- Waived by the Raiders on Aug. 30, 2014 and signed to the team's practice squad two days later.
- Signed by the Raiders to their active roster from the team's practice squad on Oct. 25, 2014.
- Signed by the Indianapolis Colts as an unrestricted free agent on March 15, 2018.
- Signed by the Titans as an unrestricted free agent on March 19, 2021.

SEASON RECAPS:

2022 (12/8 - Tennessee): Played in 12 games with eight starts and led the team with eight sacks and a career-high 45 quarterback pressures. Registered 27 tackles, including eight stops for loss, four passes defensed, two forced fumbles and a blocked extra point attempt. Was inactive for five

contests. Led or tied for the team in sacks five times in 2022 (at BUF, at IND, vs. IND, at KC, vs. HOU). Led the team in quarterback pressures four times in 2022 (at BUF, at IND, vs. HOU, at JAX). Led or tied for the team lead in passes defensed twice in 2022 (at BUF, vs. HOU).

- Against N.Y. Giants (9/11), played as a reserve on the defensive front and posted four tackles with two quarterback pressures.
- At Buffalo (9/19), saw action as a reserve at defensive end and collected two tackles, including a sack, a team-best three quarterback pressures and a pass defensed. Dropped Josh Allen for a four-yard sack early in the third quarter. Deflected a third-and-nine pass intended for Devin Singletary in the third stanza.
- Against Las Vegas (9/25), played as a reserve at defensive end and notched three quarterback pressures.
- At Indianapolis (10/2), started on the defensive front and collected a pair of sacks, a team-best five quarterback pressures and a forced fumble. Helped limit Jonathan Taylor to just 42 rushing yards on 20 carries in the victory. Burst through the line and strip-sacked Matt Ryan on third-and-15 with the loose ball being recovered by Bud Dupree at the Colts' 32-yard line in the first stanza. Dropped Ryan for an eight-yard sack on third-and-13 late in the fourth quarter. The Colts missed a 51-yard field goal on the next play.
- At Washington (10/9), started at defensive end and recorded four tackles, including a sack and four quarterback pressures. Halted a Commanders' drive by sacking Carson Wentz for a nine-yard loss on third-and-13 early in the fourth quarter.
- Against Indianapolis (10/23), started on the defensive front and registered three tackles, including a sack, two quarterback pressures and a pass defensed. Registered his third consecutive game with at least one sack. Halted a Colts' drive by batting down a third-and-three pass intended for Jonathan Taylor in the first quarter. Stuffed Jonathan Taylor for no gain on a short pass in the third stanza. Dropped Matt Ryan for a four-yard sack in the fourth quarter.
- At Houston (10/30), saw significant action as a reserve at defensive end and finished second on the team with four quarterback pressures.
- At Kansas City (11/6), started on the defensive front and produced three tackles, including a team-high two sacks with four quarterback pressures. Registered his 10th career game with at least two sacks. Ended a Chiefs' drive by sacking Patrick Mahomes for a five-yard sack on third-and-nine late in the second quarter. Halted another Chiefs' drive by dropping Mahomes for a six-yard sack on third-and-one late in the second quarter.
- Against Denver (11/13), started on the defensive front and posted two tackles while finishing second on the squad with seven quarterback pressures. Teamed with Mario Edwards Jr. to stuff Latavius Murray for no gain on a rush up the middle in the second stanza.
- At Green Bay (11/17), started on the defensive front and registered a quarterback pressure before leaving the game in the third quarter with an injury. Blocked the Packers' initial extra point chance in the opening quarter. It was his NFL-best 10th total block since his rookie season in 2014. Forced an Aaron Rodgers intentional grounding on third-and-six along the goalline in the second quarter.
- Against Cincinnati (11/27), was inactive.
- At Philadelphia (12/4), was inactive.
- Against Jacksonville (12/11), was inactive.
- At L.A. Chargers (12/18), was inactive.
- Against Houston (12/24), returned to the lineup as a starter on the defensive front and notched seven tackles, a sack, a team-high seven quarterback pressures, a forced fumble and a team-best two passes

defensed. Forced a Davis Mills fumble that was recovered by the Texans in the end zone in the opening quarter. Deflected a pass at the line of scrimmage that was intended for Brandin Cooks in the third stanza. Teamed with Joshua Kalu to stuff Jeff Driskel for no gain on a fourth-and-one rush early in the third quarter. Combined with Jack Gibbens to stonewall Royce Freeman for a three-yard loss on a rush off left tackle in the third stanza. Batted down a pass intended for Chris Moore late in the third quarter. Dropped Davis Mills for a three-yard sack in the final period.

- Against Dallas (12/29), was inactive.
- At Jacksonville (1/7), started at outside linebacker in his 125th career regular season game and totaled a team-best three quarterback pressures.

2021 (17/11, 1/1 - Tennessee): Played in all 17 games with 11 starts in his first season with the Titans. Ranked second on the team with a career-high tying nine sacks and third on the squad with a career-best 44 quarterback pressures. Notched 32 tackles, including 10 stops for loss, six passes defensed and a blocked field goal. Started the postseason contest and posted three tackles, including 1.5 sacks, five quarterback pressures and a pass defensed. Led or tied for the team lead in sacks six times in 2021 (at SEA, vs. KC, vs. JAX, at PIT, vs. SF, vs. MIA). Led or tied for the team lead in quarterback pressures four times in 2021 (vs. KC, at NE, vs. JAX, vs. CIN). Led or tied for the team lead in passes defensed four times in 2021 (vs. BUF, at LAR, vs. HOU, at HOU).

- At Seattle (9/19), played as a reserve at defensive end and posted three tackles, including 1.5 sacks and four quarterback pressures. Sacked Russell Wilson for a four-yard loss early in the second stanza. Halted a Seahawks' drive by combining with Jeffery Simmons for a seven-yard sack of Wilson on third-and-14 in the second quarter.
- Against Indianapolis (9/26), started at defensive end and tallied four quarterback pressures.
- At N.Y. Jets (10/3), started on the defensive front in his 100th career game and notched three tackles, including two stops for loss. Stuffed Michael Carter for a two-yard loss on a rush off right tackle in the third quarter. Forced the Jets to settle for a field goal in overtime by stonewalling Zach Wilson for a three-yard loss on a bootleg run on third-and-goal from the one-yard line.
- Against Buffalo (10/18), started at defensive end and registered four quarterback pressures and a pass defensed. Disrupted a Josh Allen pass that was then intercepted by Kevin Byard in the second quarter.
- Against Kansas City (10/24), started at defensive end and collected three tackles, including a team-high two sacks and a team-best seven quarterback pressures. Dropped Patrick Mahomes for a 10-yard sack on third-and-11, forcing a 57-yard field goal that was no good late in the third quarter. Sacked Mahomes for an eight-yard loss on fourth-and-18 midway through the fourth quarter.
- At Indianapolis (10/31), started at defensive end and posted three tackles and four quarterback pressures.
- At L.A. Rams (11/7), started at defensive end and tallied three tackles, including 1.5 sacks, five quarterback pressures and two passes defensed. Dropped Matthew Stafford for a nine-yard sack in the opening quarter. Ended a Rams' drive by batting down a third-and-four pass intended for Robert Woods in the first quarter. Halted a Rams' drive by knocking down a pass intended for Woods on third-and-13 late in the second stanza. Teamed with Harold Landry III to sack Stafford for a six-yard loss on third-and-six late in the third quarter.
- Against Jacksonville (12/12), started at defensive end and posted two tackles, including a sack and a team-best four quarterback pressures in the shutout victory. Dropped Trevor Lawrence for a nine-yard sack on the Jaguars' first play from scrimmage in the opening quarter.
- At Pittsburgh (12/19), played as a reserve on the defensive front and notched a sack and a quarterback pressure. Sacked Ben Roethlisberger for a one-yard loss midway through the fourth quarter.
- Against San Francisco (12/23), saw significant action as a reserve on the defensive line and tallied three tackles, including a sack and three quarterback pressures. Stuffed Jeff Wilson Jr. for no gain on a rush off right end in the opening quarter. Halted a 49ers' drive by dropping Jimmy Garoppolo for a seven-yard sack on third-and-10 in the second quarter. Recorded his third consecutive game with at least one sack, marking the third three-game streak of his career.
- Against Miami (1/2), played as a reserve at defensive end and notched three tackles, including a sack and a quarterback pressure. Ended the Dolphins' first drive by sacking Tua Tagovailoa for a six-yard loss on third-and-10 in the first quarter. Recorded his fourth consecutive game with at least one sack, which is the longest such streak of his career. Partially

blocked a Jason Sanders' 53-yard field goal attempt that was no good in the third quarter, marking his ninth career blocked kick.

- Against Cincinnati (1/22), started at defensive end and posted three tackles, including 1.5 sacks, a team-high-tying five quarterback pressures and a pass defensed. Registered his third consecutive postseason game with at least one sack. Combined with Naquan Jones to drop Joe Burrow for a three-yard sack on the Bengals' first play from scrimmage. Sacked Burrow for a six-yard loss later in the opening stanza. Teamed with David Long Jr. to stuff Joe Mixon for a three-yard loss on a rush off right end in the second quarter. Batted down a pass intended for Tyler Boyd in the second quarter.

2020 (14/13, 1/1 - Indianapolis): Appeared in 14 games with 13 starts and recorded 33 tackles, 7.5 sacks, nine tackles for loss and 10 quarterback hits. Spent two games on the reserve/COVID-19 list. Started the lone postseason contest and registered four tackles, including 1.5 sacks, two quarterback hits and a forced fumble.

- At Jacksonville (9/13), recorded two sacks of Gardner Minshew on opening day. It was his first multi-sack game since Week 2 of 2019 at Tennessee.
- At Detroit (11/1), tallied two sacks of Matthew Stafford in the victory.
- Against Baltimore (11/8), recorded two tackles including a sack of Lamar Jackson.
- At Tennessee (11/12), collected four tackles, including a 10-yard sack of Ryan Tannehill. It was his third consecutive game with a sack.
- Against Houston (12/20), accumulated four tackles, including 1.5 sacks.
- At Buffalo (1/9), started and tallied four tackles, 1.5 sacks and a forced fumble.

2019 (14/14 - Indianapolis): Started all 14 games he appeared in and tallied 32 tackles, 3.5 sacks, four tackles for loss, four passes defensed and a forced fumble. Was inactive for the final two games of the season.

- At Tennessee (9/15), posted four solo tackles, two sacks of Marcus Mariota and a forced fumble.
- Against Tennessee (12/1), collected a season-best six tackles with a sack and two quarterback hits.

2018 (12/11, 2/2 - Indianapolis): Played in 12 games with 11 starts and notched 37 tackles, a career-high and team-leading nine sacks, 13 tackles for loss, two forced fumbles, a fumble recovery, a pass defensed, a blocked extra point and a blocked field goal. Was inactive for four contests. Started two postseason games and had four tackles, a sack and two tackles for loss.

- Against Houston (9/30), posted a season-best nine tackles with two sacks, two more tackles for loss and two quarterback hits.
- Against Tennessee (11/18), collected a seven-yard sack of Marcus Mariota late in the second quarter.
- At Jacksonville (12/2), registered seven tackles, including a career-best three sacks for losses of 18 yards, four quarterback hits and two forced fumbles.
- At Houston (12/9), notched four tackles, including two sacks in the victory.
- Against Dallas (12/16), recorded a sack in the third consecutive game by dropping Dak Prescott for a 10-yard loss late in the fourth quarter. Blocked a 48-yard field goal attempt by Brett Maher early in the first quarter.
- At Kansas City (1/12), posted four tackles, including a five-yard sack of Patrick Mahomes on fourth-and-five in the third quarter.

2017 (16/3 - Oakland): Played in all 16 games with three starts and totaled 35 tackles. Set then career-highs with five sacks and seven passes defensed.

- Against N.Y. Jets (9/17), contributed three tackles, a half sack and a pass defensed. Split a sack with Mario Edwards Jr., bringing down Josh McCown for a four-yard loss in the third quarter.
- Against Kansas City (10/19), tallied two tackles and a half sack in the victory. Teamed with Khalil Mack to take down Alex Smith late in the fourth quarter, forcing a punt and getting the ball back to the Raiders' offense to drive down the field for the game-winning score.
- Against Denver (11/26), posted one of the most productive games of his career, tallying three tackles and a career-high two sacks. Brought down Paxton Lynch for a nine-yard loss in the second quarter to force a punt. Dropped Lynch again in the third quarter for an eight-yard loss to force a punt.
- Against N.Y. Giants (12/3), tallied three tackles, a sack and a pass defensed in the victory. Brought down Geno Smith for a three-yard loss in the fourth quarter to force a field goal attempt.

- At Kansas City (12/10), made his first start of the season and tallied two passes defended.
- At Philadelphia (12/25), posted his fifth sack of the season, dropping Nick Foles for a 16-yard loss in the fourth quarter.
- At L.A. Chargers (12/31), blocked an extra point attempt by Nick Rose in the second quarter.

2016 (16/7, 1/0 - Oakland): Saw playing time in all 16 games for the first time in his career and totaled 37 tackles, while adding 2.5 sacks, three passes defended and the first two fumble recoveries of his career.

- At Tennessee (9/25), teamed with Shilique Calhoun to take down Marcus Mariota for a two-yard sack.
- At Baltimore (10/2), tallied three assisted tackles and registered his first career fumble recovery following a Bruce Irvin sack-fumble of Joe Flacco in the fourth quarter.
- Against Carolina (11/27), tied a then career best with five tackles. Blocked a PAT attempt in the third quarter, his fourth career blocked kick.
- Against Buffalo (12/4), racked up two tackles and his first full sack of the season. His sack came during the fourth quarter on the Bills' last-chance drive.
- At Kansas City (12/8), notched two tackles and one fumble recovery in his fourth start of the year. Pounced on a loose ball after Khalil Mack's strip-sack of Alex Smith.
- At San Diego (12/18), notched his second sack in three games by taking Philip Rivers down for an eight-yard loss.
- At Houston (1/7), played in his first career postseason contest, recording three tackles and a pass defended.

2015 (14/8 - Oakland): Played in 14 games with eight starts, including starting the final seven games of the season. Totaled 29 tackles with three sacks and four passes defended. Led the NFL with three blocked kicks on special teams, posting the most blocks in a season by a single player since 2011.

- At Cleveland (9/27), batted down a pass at the line of scrimmage on Cleveland's final drive of the game for his first career pass defended.
- At Chicago (10/4), blocked a first quarter PAT attempt on special teams. Also posted three tackles.
- Against N.Y. Jets (11/1), posted a then career-high five tackles and recorded his first career sack.
- At Detroit (11/22), started at defensive end and notched his second sack of the season.
- At Tennessee (11/29), tipped a Marcus Mariota pass on the game's first play from scrimmage. Blocked his second PAT attempt of the season in the first quarter.
- Against Green Bay (12/20), credited with three tackles. Blocked his third kick of the season, deflecting a 49-yard field goal attempt by Mason Crosby in the fourth quarter.
- Against San Diego (12/24), recorded his first career safety with a sack of Philip Rivers. Also credited with three tackles and a pass defended.

2014 (10/0 - Oakland): Saw action in 10 games as a rookie and notched 13 tackles, three tackles for loss and two special teams stops. Spent first six games on the practice squad before being signed to the active roster

on Oct. 25.

- At Cleveland (10/26), made his NFL debut, seeing significant action on defense and notched two tackles.
- At Seattle (11/2), came free up the middle on a third-quarter punt, blocking a Jon Ryan effort that was recovered in the end zone by Brice Butler for a Raiders touchdown. Added a tackle on kickoff coverage.
- Against Denver (11/9), recorded a personal-best two solo tackles.

COLLEGE:

- Played in 26 games with 23 starts for Mississippi State and finished his two-year Bulldogs career with 73 total tackles, 16 tackles for loss, six sacks and three forced fumbles. Spent his first two collegiate seasons at East Mississippi Community College where he was an NJCAA All-American and national champion.
- As a senior (2013), started all 13 games for the Bulldogs. Finished second on the team with 6.5 tackles for loss. Collected 31 tackles, two sacks and eight quarterback hurries.
- As a junior (2012), signed with Mississippi State and played in all 13 games with 10 starts. Tallied 42 tackles, 9.5 tackles for loss, four sacks, two forced fumbles and an interception. Came on strong in the final four games of the season, totaling four tackles for loss, two sacks, two forced fumbles, three quarterback hurries, one interception and a pass breakup.
- Attended East Mississippi Community College during his first two collegiate seasons (2010-2011) and collected 141 total tackles, 16.5 sacks and 24 tackles for loss.
- As a sophomore (2011), helped lead Lions to 12-0 record, state championship and NJCAA national title. Named 2011 NJCAA Football All-America first team after posting 81 tackles with 13 tackles for loss, 11 sacks and 41 quarterback hurries. Also credited with four pass breakups and a pair of forced fumbles.

PERSONAL:

- Attended Albemarle (N.C.) High School, where he was a standout two-way player at defensive end and tight end.
- As a senior, led Albemarle to a 12-2 record and totaled 142 tackles, nine sacks, five forced fumbles and four fumble recoveries.
- Named the All-SNAP Defensive Player of the Year, as well as the Rocky River Conference Defensive Player of the Year. Played in the NCAA East-West All-Star game.
- Born Denico Autry on July 15, 1990 in Albemarle, N.C.

DENICO AUTRY'S GAME-BY-GAME

2014 Oakland Raiders														2015 Oakland Raiders																											
Date	Opp	W/L	P/S	Tot	Solo	Asst	Sk	- Yds	QBP	TFL	Int	- Yds	-TD	PD	FF	FR	- Yds	SpT	Date	Opp	W/L	P/S	Tot	Solo	Asst	Sk	- Yds	QBP	TFL	Int	- Yds	-TD	PD	FF	FR	- Yds	SpT				
Sept 7	@ NYJ	L	PS																Sept 13	Cin	L	p	1	0	1	0.0	0.0	0	0	0	0	0	0	0	0	0	0				
Sept 14	Hou	L	PS																Sept 20	Bal	W	p	4	3	1	0.0	0.0	0	0	0	0	0	0	0	0	0	0	0			
Sept 21	@ NE	L	PS																Sept 27	@ Cle	W	p	1	1	0	0.0	0.0	1	1	0	0	0	0	1	0	0	0	0			
Sept 28	Mia	L	PS																Oct 4	@ Chi	L	p	3	2	1	0.0	0.0	1	0	0	0	0	0	0	0	0	0	0	0		
Oct 12	SD	L	PS																Oct 11	Den	L	IA																			
Oct 19	Ari	L	PS																Oct 25	@ SD	W	IA																			
Oct 26	@ Cle	L	p	2	1	1	0.0	0.0	0	0	0	0	0	0	0	0	0	0	Nov 1	NYJ	W	p	5	3	2	1.0	3.0	2	2	0	0	0	0	0	0	0	0	0	0	0	
Nov 2	@ Sea	L	p	0	0	0	0.0	0.0	0	0	0	0	0	0	0	0	0	0	Nov 8	@ Pit	L	S	0	0	0	0.0	0.0	0	0	0	0	0	0	0	0	0	0	0	0	0	
Nov 9	Den	L	p	2	2	0	0.0	0.0	1	0	0	0	0	0	0	0	0	0	Nov 15	Min	L	p	2	2	0	0.0	0.0	0	0	0	0	0	0	0	0	0	0	0	0	0	0
Nov 16	@ SD	L	p	2	1	1	0.0	0.0	0	1	0	0	0	0	0	0	0	0	Nov 22	@ Det	L	S	3	3	0	1.0	8.0	1	1	0	0	0	0	0	0	0	0	0	0	0	0
Nov 20	KC	W	p	2	1	1	0.0	0.0	0	0	0	0	0	0	0	0	0	0	Nov 29	@ Ten	W	S	0	0	0	0.0	0.0	0	0	0	0	0	0	0	1	0	0	0	0	0	
Nov 30	@ StL	L	p	1	1	0	0.0	0.0	0	1	0	0	0	0	0	0	0	0	Dec 6	KC	L	S	2	0	2	0.0	0.0	0	0	0	0	0	0	0	0	0	0	0	0	0	
Dec 7	SF	W	p	0	0	0	0.0	0.0	0	0	0	0	0	0	0	0	0	0	Dec 13	@ Den	W	S	1	1	0	0.0	0.0	1	1	0	0	0	0	1	0	0	0	0	0		
Dec 14	@ KC	L	p	1	0	1	0.0	0.0	0	0	0	0	0	0	0	0	0	0	Dec 20	GB	L	S	3	1	2	0.0	0.0	0	0	0	0	0	0	0	0	0	0	0	0	0	
Dec 21	Buf	W	p	1	1	0	0.0	0.0	0	0	0	0	0	0	0	0	0	0	Dec 24	SD	W	S	3	2	1	1.0	6.0	1	1	0	0	0	0	1	0	0	0	0	0	0	
Dec 28	@ Den	L	p	2	1	1	0.0	0.0	0	1	0	0	0	0	0	0	0	0	Jan 3	@ KC	L	S	1	1	0	0.0	0.0	0	0	0	0	0	0	0	0	0	0	0	0	0	
Totals				3-13	10/0	13	8	5	0.0	0.0	1	3	0	0	0	0	0	0	7-9	14/8	29	19	10	3.0	17.0	7	6	0	0	0	4	0	0	0	0	0					

DENICO AUTRY'S NFL STATISTICS

REGULAR SEASON				TACKLES							INTERCEPTIONS					FUMBLES			
Year	Team	GP	GS	Tot	Solo	Asst	Sk	Yds	QBP	TFL	No	Yds	Lg	TD	PD	FF	FR	Yds	SpT
2014	Oakland	10	0	13	8	5	0.0	0.0	1	3	0	0	0	0	0	0	0	0	2
2015	Oakland	14	8	29	19	10	3.0	17.0	7	6	0	0	0	0	4	0	0	0	0
2016	Oakland	16	7	37	22	15	2.5	9.0	4	6	0	0	0	0	3	0	2	0	0
2017	Oakland	16	3	35	25	10	5.0	43.5	9	9	0	0	0	0	7	0	0	0	0
2018	Indianapolis	12	11	37	28	9	9.0	58.0	11	13	0	0	0	0	1	2	1	0	0
2019	Indianapolis	14	14	32	20	12	3.5	28.5	11	4	0	0	0	0	4	1	0	0	0
2020	Indianapolis	14	13	33	20	13	7.5	43.5	10	9	0	0	0	0	0	0	0	0	0
2021	Tennessee	17	11	32	25	7	9.0	60.5	44	10	0	0	0	0	6	0	0	0	0
2022	Tennessee	12	8	27	17	10	8.0	56.0	45	8	0	0	0	0	4	2	0	0	0
NFL Totals		125	75	275	184	91	47.5	316.0	142	68	0	0	0	0	29	5	3	0	2

PLAYOFFS				TACKLES							INTERCEPTIONS					FUMBLES			
Year	Team	GP	GS	Tot	Solo	Asst	Sk	Yds	QBP	TFL	No	Yds	Lg	TD	PD	FF	FR	Yds	SpT
2016	Oakland	1	0	3	2	1	0.0	0.0	0	2	0	0	0	0	1	0	0	0	0
2018	Indianapolis	2	2	4	2	2	1.0	5.0	3	2	0	0	0	0	0	0	0	0	0
2020	Indianapolis	1	1	4	2	2	1.5	20.5	2	1	0	0	0	0	0	1	0	0	0
2021	Tennessee	1	1	3	1	2	1.5	7.5	5	1	0	0	0	0	1	0	0	0	0
NFL Totals		5	4	14	7	7	4.0	33.0	10	6	0	0	0	0	2	1	0	0	0

Single-Game Highs

Tackles - 9 vs. Houston (9/30/18)
 Sacks - 3 at Jacksonville (12/2/18)
 Quarterback Pressures - **7 (Three times, last vs. Houston 12/24/22)**
 Forced Fumbles - 2 at Jacksonville (12/2/18)
 Fumble Recovery - 1 (Three times, last vs. Miami, 11/25/18)
 Pass Defensed - 2 (Three times, last at L.A. Rams, 11/7/21)
 Tackles for Loss - 4 vs. Houston (9/30/18)

Playoff Single-Game Highs

Tackles - 4 (Three times, last at Buffalo, 1/9/21)
 Sacks - 1.5 (Twice, last vs. Cincinnati 1/22/22)
 Quarterback Pressures - 5 vs. Cincinnati (1/22/22)
 Forced Fumbles - 1 at Buffalo (1/9/21)
 Passes Defensed - 1 (Twice, last vs. Cincinnati 1/22/22)
 Tackles for Loss - 2 (Twice, last at Kansas City, 1/12/19)

Additional Career Statistics

Safety - 1 vs. San Diego (12/24/15)
 Blocked PAT - 2 (2015), 1 (2016), 1 (2017), 1 (2018), **1 (2022)**
 Blocked Field Goal - 1 (2015), 1 (2018), 1 (2021)
 Blocked Punt - 1 (2014)



30 TRE AVERY

CORNERBACK • 5'11" • 181 LBS • COLLEGE: RUTGERS
ACQUIRED: FREE AGENT - 2022 • NFL EXPERIENCE (NFL/TITANS): ROOKIE
HOMETOWN: BALTIMORE, MD.
GAMES PLAYED/GAMES STARTED: 14/3 (PLAYOFFS: 0/0)



PRO: The Titans signed Tre Avery as an undrafted free agent following the 2022 NFL Draft to add speed and depth to the cornerback room. The 5-foot-11-inch, 181-pounder appeared in 35 games with 22 starts over four seasons at Rutgers (2018-21) and totaled 92 career tackles, 4.5 tackles for loss, one sack, four interceptions, 17 passes defended and one forced fumble. The Baltimore, Md., native also registered eight kick returns for 169 yards over his career.

TITANS TIDBITS:

• Avery initially committed to play football at Ohio State as part of the 2016 signing class, after being recruited by then-defensive coordinator Chris Ash who departed a few months later to become the head coach at Rutgers. Despite not making it to Ohio State and instead enrolling at Toledo, Avery said he built a relationship with Ash. "Even when I (committed) with O-State, he checked on me. We still always had a relationship. When it didn't work at Ohio State, I went to Toledo. I got in contact with him when I got my (transfer) release papers. He said he had a spot for me."

CAREER TRANSACTIONS:

• The Baltimore, Md., native was signed by the Titans as a rookie free agent on May 13, 2022.

SEASON RECAPS:

2022 (14/3): Played in 14 games with three starts during his rookie campaign and led the team with nine passes defended. Registered 23 tackles, including a stop for loss. Posted six special teams tackles and a fumble recovery on coverage units. Was inactive for two contests and did not play in another game. Led or tied for the the team lead in passes defended four times in 2022 (at GB, vs. DEN, at PHI, vs. DAL). Led the team in special teams tackles twice in 2022 (vs. NYG, vs. DEN).
• Against N.Y. Giants (9/11), made his NFL debut as a reserve on special teams and led the team with three special teams tackles.
• At Buffalo (9/19), made his first career start at cornerback and collected three tackles. Pounced on a fumble after a muffed punt by Amani Hooker early in the fourth quarter.
• Against Las Vegas (9/25), played as a reserve on special teams.
• At Indianapolis (10/2), saw action as a reserve on special teams.
• At Washington (10/9), dressed but did not play.
• Against Indianapolis (10/23), played as a reserve on special teams.
• At Houston (10/30), saw action as a reserve on special teams.
• At Kansas City (11/6), produced a special teams tackle on coverage units.
• Against Denver (11/13), played as a reserve at cornerback. Led the team with two special teams tackles on coverage units.
• At Green Bay (11/17), saw action as a reserve at cornerback and registered a tackle for loss and a team-best two passes defended. Broke up a pass intended for Allen Lazard along the sideline in the fourth quarter. Stuffed Aaron Jones for a one-yard loss on a short pass in the final quarter. Defended a pass intended for Sammy Watkins in the fourth stanza.
• Against Cincinnati (11/27), played as a reserve at cornerback and collected two tackles with a team-best two passes defended. Halted a Bengals' drive by breaking up a third-and-13 pass intended for Trenton Irwin in the opening quarter. Defended a pass intended for Irwin in the second stanza.
• At Philadelphia (12/4), saw significant action as a reserve at cornerback and tied for the team lead with seven tackles to go along with a team-best two passes defended. Ended an Eagles' drive by breaking up a deep pass intended for DeVonta Smith in the third quarter. Broke up a third-and-10

pass intended for Zach Pascal in the final stanza.

- Against Jacksonville (12/11), was inactive.
- At L.A. Chargers (12/18), was inactive.
- Against Houston (12/24), started at cornerback and notched two tackles and a pass defended. Deflected a Davis Mills pass that was then intercepted by Jack Gibbens in the third quarter.
- Against Dallas (12/29), started at cornerback and tied a career-high with seven tackles and two passes defended. Broke up a pass intended for Michael Gallup late in the second quarter. Ended a Cowboys' drive by defending a third-and-10 pass intended for Michael Gallup in the fourth quarter.
- At Jacksonville (1/7), played as a reserve at cornerback and totaled a tackle.

COLLEGE:

- Appeared in 35 games with 22 starts over four seasons at Rutgers (2018-21). Totalled 92 career tackles, 4.5 tackles for loss, one sack, four interceptions, 17 passes defended and one forced fumble. Added eight kick returns for 169 yards. Transferred to Rutgers in 2017 from Toledo where he did not appear in a game. Transferred to Toledo from Ohio State in 2016 prior to the season.
- As a senior (2021), saw action in 12 games with nine starts and tallied a career-high-tying 37 tackles. Added 1.5 tackles for loss, one interception and six passes defended.
- As a junior (2020), started all nine games and recorded career-bests with 37 tackles, two tackles for loss and a team-high-tying eight passes defended. Also tallied one interception. Named third-team All-Big Ten by the league's coaches and media.
- As a sophomore (2019), played in all 12 games and made four starts. Posted 17 tackles, one tackle for loss, one sack, a career-best two interceptions, three passes defended and one forced fumble. Added eight kick returns for 169 yards (21.1-yard avg.) including a long return of 28 yards.
- As a redshirt freshman (2018), appeared in two games and notched one tackle in his first season at Rutgers.
- Transferred to Rutgers in 2017 from Toledo where he did not appear in a game.
- Transferred to Toledo from Ohio State in 2016 prior to the season.
- Graduated from Rutgers in May 2021 with a degree in labor studies and employment relations.

PERSONAL:

- Attended Franklin (Md.) High School where he was named first team all-state and all-metro as a senior after collecting 91 tackles, seven passes defended and four interceptions.
- Transferred to Franklin from St. Frances Academy (Md.) where he earned honorable mention all-state and all-conference accolades as a junior.
- Son of Talita Avery.
- Follow Avery on Instagram at @t.avery21 and on Twitter @t21avery.
- Born Tre Avery on Feb. 26, 1997 in Baltimore, Md.

TRE AVERY'S GAME-BY-GAME

2022 Tennessee Titans

Date	Opp	W/L	P/S	Tot	Solo	Asst	Sk	- Yds	QBP	TFL	Int	- Yds	-TD	PD	FF	FR	- Yds	SpT	
Sept 11	NYG	L	p	0	0	0	0.0	0.0	0	0	0	0	0	0	0	0	0	0	3
Sept 19	@ Buf	L	S	3	3	0	0.0	0.0	0	0	0	0	0	0	0	0	0	0	0
Sept 25	LV	W	p	0	0	0	0.0	0.0	0	0	0	0	0	0	0	0	0	0	0
Oct 2	@ Ind	W	p	0	0	0	0.0	0.0	0	0	0	0	0	0	0	0	0	0	0
Oct 9	@ Was	W	DNP																
Oct 23	Ind	W	p	0	0	0	0.0	0.0	0	0	0	0	0	0	0	0	0	0	0
Oct 30	@ Hou	W	p	0	0	0	0.0	0.0	0	0	0	0	0	0	0	0	0	0	0
Nov 6	@ KC	L	p	0	0	0	0.0	0.0	0	0	0	0	0	0	0	0	0	0	1
Nov 13	Den	W	p	0	0	0	0.0	0.0	0	0	0	0	0	0	0	0	0	0	2
Nov 17	@ GB	W	p	1	1	0	0.0	0.0	0	1	0	0	2	0	0	0	0	0	0
Nov 27	Cin	L	p	2	1	1	0.0	0.0	0	0	0	0	2	0	0	0	0	0	0

Dec 4	@ Phi	L	p	7	6	1	0.0	0.0	0	0	0	0	0	0	0	0	0	0	0	0
Dec 11	Jax	L	IA																	
Dec 18	@ LAC	L	IA																	
Dec 24	Hou	L	S	2	2	0	0.0	0.0	0	0	0	0	0	0	0	0	0	0	0	0
Dec 29	Dal	L	S	7	6	1	0.0	0.0	0	0	0	0	0	0	0	0	0	0	0	0
Jan 7	@ Jax	L	p	1	1	0	0.0	0.0	0	0	0	0	0	0	0	0	0	0	0	0
Totals				7-10	14/3	23	20	3	0.0	0.0	0	1	0	0	0	0	9	0	0	6

TRE AVERY'S NFL STATISTICS

REGULAR SEASON

Year	Team	GP	GS	TACKLES					QBP	TFL	INTERCEPTIONS					FUMBLES				
				Tot	Solo	Asst	Sk	Yds			No	Yds	Lg	TD	PD	FF	FR	Yds	SpT	
2022	Tennessee	14	3	23	20	3	0.0	0.0	0	1	0	0	0	0	9	0	0	0	0	6
NFL Totals		14	3	23	20	3	0.0	0.0	0	1	0	0	0	0	9	0	0	0	0	6

Single-Game Highs

Tackles - **7 (Twice, last vs. Dallas 12/29/22)**
 Tackle For Loss - **1 at Green Bay (11/17/22)**
 Passes Defensed - **2 (Four times, last vs. Dallas 12/29/22)**
 Special Teams Tackles - **3 vs. N.Y. Giants (9/11/22)**

Additional Career Statistics

Special Teams Fumble Recovery - **1 at Buffalo (9/19/22)**



57 TARELL BASHAM

OUTSIDE LINEBACKER • 6'4" • 266 LBS • COLLEGE: OHIO
ACQUIRED: FREE AGENT - 2022 • NFL EXPERIENCE (NFL/TITANS): 6/1
HOMETOWN: ROCKY MOUNT, VA.
GAMES PLAYED/GAMES STARTED: 82/18 (PLAYOFFS: 1/0)



PRO: The Titans signed Tarell Basham prior to Week 14 of the 2022 campaign to add depth and experience to the outside linebackers corps. The 6-foot-4-inch, 266-pounder came to the Titans having collected 112 tackles, 11 sacks, five forced fumbles and seven passes defensed during five NFL seasons with the Indianapolis Colts (2017-18), N.Y. Jets (2018-20), and Dallas Cowboys (2021). The Ohio University product originally entered the NFL as a third-round pick (80th overall) of the Colts in the 2017 NFL Draft.

CAREER HIGHLIGHTS:

- In 2021, Basham set a career-high with 39 tackles and tied his career-high with 3.5 sacks with the Dallas Cowboys.
- In 2020, Basham saw action in all 16 games with a career-high nine starts for the N.Y. Jets and amassed 33 tackles, 3.5 sacks and three forced fumbles.

TITANS TIDBITS:

- When Basham attended Ohio University, he became the first member of his family to attend college.

CAREER TRANSACTIONS:

- The Rocky Mount, Va., native was originally selected by the Indianapolis Colts in the third round (80th overall) of the 2017 NFL Draft.
- Waived by the Colts on Oct. 4, 2018.
- Claimed off waivers by the N.Y. Jets on Oct. 5, 2018.
- Signed by the Dallas Cowboys as an unrestricted free agent on March 22, 2021.
- Released by the Cowboys on Nov. 29, 2022.
- Signed by the Titans as a free agent on Dec. 5, 2022.

SEASON RECAPS:

2022 (2/0 - Dallas; 5/0 - Tennessee): Played in five games as a reserve at outside linebacker for the Titans and registered five tackles, including a stop for loss and four quarterback pressures. Appeared in two games with the Cowboys. Was placed on injured reserve on Sept. 17 and missed seven games before being designated to return on Nov. 9. Was inactive for two contests before being released by the Cowboys on Nov. 29.

- Against Jacksonville (12/11), made his Titans debut as a reserve at outside linebacker and posted a tackle.
- At L.A. Chargers (12/18), played as a reserve at outside linebacker and recorded two tackles.
- Against Houston (12/24), saw action as a reserve at outside linebacker and notched a tackle.
- Against Dallas (12/29), played as a reserve at outside linebacker and collected a tackle for loss and three quarterback pressures. Forced a Cowboys' field goal by combining with Jack Gibbens to stonewall Ezekiel Elliott for a three-yard loss on a rush up the middle late in the first quarter.
- At Jacksonville (1/7), saw action as a reserve at outside linebacker and totaled a quarterback pressure.

2021 (17/6, 1/0 - Dallas): Saw action in all 17 games with six starts and recorded a career-high with 39 tackles and tied his career-high with 3.5 sacks.

- At Tampa Bay (9/9), made his Cowboys debut in the opener and logged two tackles.
- At Kansas City (11/21), recovered his second career fumble, following Micah Parsons' strip sack.
- Against Las Vegas (11/25), notched a sack, two hurries and a forced

fumble on the sack on Thanksgiving Day.

- At Philadelphia (1/9), played in his 75th career game and posted two tackles, a sack and two hurries in the regular season finale.
- Against San Francisco (1/16/22), made his postseason debut.

2020 (16/9 - N.Y. Jets): Played in all 16 games with a career-high nine starts and logged 33 tackles, 3.5 sacks, 13 quarterback pressures, three forced fumbles and a pass defensed.

- Had sacks in consecutive games at Miami (10/8) and against Buffalo (10/25), forcing a fumble in the Bills contest.
- Against Cleveland (12/27), posted a season-best five tackles to go along with a sack and two forced fumbles.

2019 (16/2 - N.Y. Jets): Played in all 16 games with two starts and posted 28 tackles, two sacks, an interception, six passes defensed and a fumble recovery. Added five special teams tackles.

- Against Cleveland (9/16), registered his first sack as a member of the Jets when he dropped Baker Mayfield for a 10-yard loss.
- At Baltimore (12/12), collected his second sack of the season to go along with a season-best-tying four tackles.
- Against Pittsburgh (12/22), intercepted his first career pass by picking off Devlin Hodges.

2018 (1/0 - Indianapolis; 10/1 - N.Y. Jets): Began his second season with the Colts but was waived on Oct. 4. Was claimed off waivers the next day by the N.Y. Jets. Played in the Colts season opener, but was inactive for two games and did not play in another contest before his release. Appeared in 10 games with one start for the Jets, finishing with five tackles and two hurries, while posting three tackles on special teams. Was inactive for two contests with the Jets.

- At Chicago (10/28), earned his first career start and tallied three tackles.

2017 (15/0 - Indianapolis): Played in 15 games as a rookie and posted seven tackles, two sacks, a tackle for loss, four quarterback hurries and a forced fumble. Was inactive for one contest.

- At L.A. Rams (9/10), made his NFL debut in the opener.
- Against Cleveland (9/24), registered his first career tackle.
- At Cincinnati (10/29), notched his first career sack, to go along with two tackles and two hurries.
- At Jacksonville (12/3), added a sack and his first career forced fumble.

COLLEGE:

• Started 37 of the 51 games he played at Ohio University, helping lead the Bobcats to three bowl game appearances and an appearance in the 2016 Mid-American Conference Championship Game.

- Totaled 158 tackles, 41.5 for loss, a school record 29.5 sacks, six breakups, five forced fumbles and a fumble recovery.
- As a senior (2016), earned MAC Defensive Player of the Year after establishing a school record with 11.5 sacks, while posting 50 tackles, 16 stops for losses, two breakups, two forced fumbles and a fumble recovery.
- As a junior (2015), started 11 games, including the Camellia Bowl, and led the team with 5.5 sacks and 11 hurries while placing seventh on the squad with 43 tackles with 10 stops for losses.
- As a sophomore (2014), saw action in all 12 games with seven starts and posted 33 tackles, six for losses, five sacks, two pass breakups and a forced fumble.
- As a true freshman (2013), saw action in all 13 games with five starts and paced the team with 7.5 sacks to go along with 32 tackles, 9.5 for losses, a pass breakup and two forced fumbles.

- Earned his degree in marketing from Ohio University.

PERSONAL:

- Was a four-year letterwinner at Franklin County High School in Rocky Mount, Va., notching 16 sacks and 82 tackles throughout his prep career.
- Earned all-region honors as a senior and spent one year at Hargrove Military Academy after graduating from Franklin County.
- Has a daughter, Isley.
- Follow Basham on Twitter at @TarellBasham and Instagram at @king_rell10.
- Born Tarell Basham on March 18, 1994 in Rocky Mount, Va.

TARELL BASHAM'S TITANS GAME-BY-GAME

2022 Tennessee Titans

Date	Opp	W/L	P/S	Tot Solo	Asst	Sk	- Yds	QBP	TFL	Int-	Yds	-TD	PD	FF	FR-	Yds	SpT	
Dec 11	Jax	L	p	1	0	1	0.0	0.0	0	0	0	0	0	0	0	0	0	0
Dec 18	@ LAC	L	p	2	0	2	0.0	0.0	0	0	0	0	0	0	0	0	0	0
Dec 24	Hou	L	p	1	0	1	0.0	0.0	0	0	0	0	0	0	0	0	0	0
Dec 29	Dal	L	p	1	1	0	0.0	0.0	3	1	0	0	0	0	0	0	0	0
Jan 7	@ Jax	L	p	0	0	0	0.0	0.0	1	0	0	0	0	0	0	0	0	0
Totals			0-5	5	1	4	0.0	0.0	4	1	0	0	0	0	0	0	0	0

TARELL BASHAM'S NFL STATISTICS

REGULAR SEASON

Year	Team	GP	GS	TACKLES							INTERCEPTIONS					FUMBLES			
				Tot	Solo	Asst	Sk	Yds	QBP	TFL	No	Yds	Lg	TD	PD	FF	FR	Yds	SpT
2017	Indianapolis	15	0	7	5	2	2.0	22.0	4	1	0	0	0	0	0	1	0	0	0
2018	IND/NYJ	11	1	5	4	1	0.0	0.0	2	0	0	0	0	0	0	0	0	0	3
2019	N.Y. Jets	16	2	28	16	12	2.0	10.0	4	3	1	1	1	0	6	0	1	0	5
2020	N.Y. Jets	16	9	33	17	16	3.5	22.0	13	5	0	0	0	0	1	3	0	0	3
2021	Dallas	17	6	39	21	18	3.5	20.0	11	3	0	0	0	0	0	1	1	0	0
2022	Dallas	2	0	0	0	0	0.0	0.0	0	0	0	0	0	0	0	0	0	0	0
2022	Tennessee	5	0	5	1	4	0.0	0.0	4	1	0	0	0	0	0	0	0	0	0
NFL Totals		82	18	117	64	53	11.0	74.0	38	13	1	1	1	0	7	5	2	0	11

PLAYOFFS

Year	Team	GP	GS	TACKLES							INTERCEPTIONS					FUMBLES			
				Tot	Solo	Asst	Sk	Yds	QBP	TFL	No	Yds	Lg	TD	PD	FF	FR	Yds	SpT
2021	Dallas	1	0	0	0	0	0.0	0.0	0	0	0	0	0	0	0	0	0	0	0
NFL Totals		1	0	0	0	0	0.0	0.0	0	0	0	0	0	0	0	0	0	0	0

Single-Game Highs

- Tackles - 5 vs. Cleveland (12/27/20)
- Sacks - 1 (10 Times, last at Philadelphia 1/8/22)
- Tackles For Loss - 2 (Twice, last vs. New England 11/9/20)
- Interceptions - 1 vs. Pittsburgh (12/22/19)
- Passes Defensed - 2 (Twice, last at Buffalo 12/29/19)
- Forced Fumbles - 2 vs. Cleveland (12/27/20)
- Fumble Recoveries - 1 (Twice, last at Kansas City 11/21/21)

Additional Statistics

- Blocked Punt - 1 (2019)



80 C.J. BOARD

WIDE RECEIVER • 6'1" • 181 LBS • COLLEGE: CHATTANOOGA
ACQUIRED: FREE AGENT - 2022 • NFL EXPERIENCE: 4/1
HOMETOWN: CLARKSVILLE, TENN.
GAMES PLAYED/GAMES STARTED: 28/5 (PLAYOFFS: 0/0)



PRO: The Titans signed free agent wide receiver C.J. Board to the practice squad during Week 6 of the 2022 season. Board has appeared in 24 games with five starts over his career and has caught 17 passes for 183 yards for the Jacksonville Jaguars (2019) and New York Giants (2020-21). He originally signed with the Baltimore Ravens as a rookie free agent following the 2017 NFL Draft, and has also spent time with the Cleveland Browns, Arizona Cardinals, as well as a previous stint on the Titans practice squad in 2017. A four-year contributor at Chattanooga, the 6-foot-1-inch, 181-pounder ranks sixth all-time for receptions in program history with 146 and fifth all-time in receiving yards with 2,032. Board scored 10 touchdowns over his collegiate career.

CAREER TRANSACTIONS:

- The Clarksville, Tenn. native signed with the Baltimore Ravens as a rookie free agent on May 5, 2017.
- Waived by the Ravens on Sept. 1, 2017.
- Signed by the Titans to the team's practice squad on Oct. 4, 2017.
- Waived by the Titans on Nov. 28, 2017.
- Signed by the Cleveland Browns to the team's practice squad on Dec. 26, 2017.
- Waived by the Browns on Sept. 11, 2018.
- Signed by the Jacksonville Jaguars to the team's practice squad on Dec. 10, 2018.
- Waived by the Jaguars on Nov. 25, 2019.
- Signed by the Jaguars to the team's practice squad on Nov. 27, 2019.
- Signed by the Jaguars to the team's active roster off of the practice squad on Dec. 12, 2019.
- Waived by the Jaguars on Aug. 11, 2020.
- Claimed by the New York Giants off of waivers from the Jaguars on Aug. 13, 2020.
- Waived by the Giants on Sept. 7, 2021 and signed to the team's practice squad a day later.
- Waived by the Giants on Aug. 30, 2022 and signed to the team's practice squad a day later.
- Waived by the Giants on Sept. 6, 2022.
- Signed by the Arizona Cardinals to the team's practice squad on Sept. 21, 2022.
- Waived by the Cardinals on Oct. 10, 2022.
- Signed by the Titans to the team's practice squad on Oct. 17, 2022.
- Activated from the practice squad to the active roster standard elevation on Nov. 12, 2022.
- Signed by the Titans to their active roster from the practice squad on Nov. 17, 2022.

SEASON RECAPS:

2022 (4/0 - Tennessee): Played as a reserve in four games with the Titans. Returned 14 punts for 147 yards and four kickoffs for 82 yards. Caught one pass for six yards. Spent three weeks on the Titans' practice squad. Was inactive for one contest before being placed on injured reserve on Dec. 17 and missing the final four regular season games. Spent three weeks on the Arizona Cardinals' practice squad earlier in the season.

- Against Denver (11/13), made his Titans debut as a reserve on special teams. Returned a career-high four punts for 51 yards with a long return of 17 yards. Caught a Ryan Stonehouse punt on the coverage unit to down the ball at Denver's six-yard line in the first quarter.
- At Green Bay (11/17), played as a reserve on special teams and returned two punts for 12 yards.
- Against Cincinnati (11/27), served as the team's return specialist and brought back four punts for 42 yards and one kickoff for 20 yards.

- At Philadelphia (12/4), returned four punts for 42 yards and three kickoffs for 62 yards. Hauled in his first catch with the Titans for six yards.
- Against Jacksonville (12/11), was inactive.

2021 (6/1 - New York Giants): Saw action in six games with one start and caught four passes for 51 yards. Added two punt returns for 33 yards and 11 kick returns for 273 yards (24.8-yard avg.). Placed on season-ending injured reserve during Week 7.

- Against Denver (9/12), caught one six-yard pass. Logged two kick returns for 66 yards.
- Against Atlanta (9/26), recorded a career-long 38-yard reception.
- At Dallas (10/10), made two catches for seven yards and added two kick returns for 54 yards.
- Against the Los Angeles Rams (10/17), recorded a career-high four kick returns for 112 yards before suffering a season-ending injury.

2020 (14/4 - New York Giants): Played in 14 games with four starts in his first season with the Giants. Set career-high marks with 11 receptions for 101 yards. Also recorded one punt return for six yards and two kick returns for 54 yards.

- At Chicago (9/20), posted a season-high three catches for 32 yards and returned one kickoff for 34 yards.
- 2019 (4/0 - Jacksonville):** Appeared in four games for the Jaguars and caught two passes for 31 yards.
- Against Houston (11/3), caught his first career pass for 23 yards.

2018 (0/0 - Cleveland; 0/0 - Jacksonville): Spent time with the Browns and on the Jaguars' practice squad but did not appear in a game.

2017 (0/0 - Baltimore; 0/0 - Tennessee; 0/0 - Cleveland): Spent time with the Ravens, and on the Titans' practice squad and Browns' practice squad, but did not appear in a game.

COLLEGE:

- Appeared in 51 games with 47 starts over four seasons (2013-2016) at Chattanooga. Caught 146 passes for 2,032 yards, which rank fifth and sixth in UTC history, respectively. Scored 10 touchdowns as a Moc. Returned 42 punts for 438 yards and nine kicks for 147 yards.
- As a senior (2016), appeared in all 13 games and caught 46 passes for a team-leading and career-high 725 yards with five scores. Returned three kicks for 58 yards and 25 punts for 212 yards including a long of 72.
- As a junior (2015), saw action in all 13 games and earned second team All-Southern Conference punt returner honors after returning 13 punts for 180 yards. Made a team-leading 42 receptions for 587 yards and three touchdowns.
- As a sophomore (2014), played in all 13 games. Finished second on the team with 35 catches for 507 yards and two touchdowns. Returned three kicks for 48 yards and four punts for 46 yards. Named second team All-SoCon by the league's coaches.
- As a freshman (2013), appeared in all 12 games and made 10 starts. Finished fifth on the team with 23 catches for 213 yards.
- Redshirted in 2012.
- Majored in civil engineering at Chattanooga.

PERSONAL:

- Attended West Creek (Tenn.) High School where he earned all-state honors as a junior after tallying 817 receiving yards and 10 touchdowns on 48 catches.
- Was also an all-district selection in basketball and baseball.

- Son of Penni and Calvin Board.
- Has one older sister, Kelley.
- Follow Board on Twitter at @cjboard8.
- Born Clarence Board on Dec. 12, 1999 in Clarksville, Tenn.

C.J. BOARD'S NFL STATISTICS

REGULAR SEASON		RECEIVING								RUSHING				
Year	Team	GP	GS	No	Yds	Avg	Lg	TD	Att	Yds	Avg	Lg	TD	
2019	Jacksonville	4	0	2	31	15.5	23	0	0	0	-	0	0	
2020	N.Y. Giants	14	4	11	101	9.2	16	0	1	3	3.0	3	0	
2021	N.Y. Giants	6	1	4	51	12.8	38	0	1	6	6.0	6	0	
2022	Tennessee	4	0	1	6	6.0	6	0	0	0	-	0	0	
NFL Totals		28	5	18	189	10.5	38	0	2	9	4.5	6	0	

REGULAR SEASON		PUNT RETURNS						KICKOFF RETURNS				
Year	Team	No	FC	Yds	Avg	Lg	TD	No	Yds	Avg	Lg	TD
2020	N.Y. Giants	1	0	6	6.0	6	0	2	54	27.0	34	0
2021	N.Y. Giants	2	5	33	16.5	26	0	11	273	24.8	38	0
2022	Tennessee	14	5	147	10.5	19	0	4	82	20.5	22	0
NFL Totals		17	10	186	10.9	26	0	17	409	24.1	38	0

Single-Game Highs

Receptions - 3 at Chicago (9/20/20)
 Receiving Yards - 38 vs. Atlanta (9/26/21)
 Long Reception - 38 vs. Atlanta (9/26/21)
 Rushes - 1 (Twice, last at Washington 9/16/21)
 Rushing Yards - 6 at Washington (9/16/21)
 Long Rush - 6 at Washington (9/16/21)
 Kickoff Returns - 4 vs. L.A. Rams (10/17/21)
 Kickoff Return Yards - 112 vs. L.A. Rams (10/17/21)
 Long Kickoff Return - 38 vs. Denver (9/12/21)

Punt Returns - **4 (Three times, last at Philadelphia 12/4/22)**
 Punt Return Yards - **51 vs. Denver (11/13/22)**
 Long Punt Return - 26 at New Orleans (10/3/21)


Additional Statistics

Special Teams Tackles - 2 (2020), 2 (2021)



55 AARON BREWER

GUARD/CENTER • 6'1" • 295 LBS • COLLEGE: TEXAS STATE
ACQUIRED: FREE AGENT - 2020 • NFL EXPERIENCE (NFL/TITANS): 3/3
HOMETOWN: DALLAS, TEXAS
GAMES PLAYED/GAMES STARTED: 41/23 (PLAYOFFS: 1/0)



PRO: The Titans signed Aaron Brewer as a rookie free agent following the 2020 NFL Draft. The 6-foot-1-inch, 295-pounder earned a roster spot as a rookie, providing depth at guard and center, and has appeared in 24 games with six starts at both left and right guard in his first two seasons. The Dallas, Texas, native appeared in 48 games with 47 consecutive starts over four seasons (2016-19) at Texas State, where he registered starts at all five offensive line positions.

CAREER HIGHLIGHTS:

• In 2021, Brewer started a career-best five games, including logging his first three career starts at right guard.

TITANS TIDBITS:

- As an extremely versatile athlete, Brewer has even taught himself to do backflips.
- In college, he registered at least one start at all five positions along the offensive line.

CAREER TRANSACTIONS:

• The Dallas, Texas, native was signed by the Titans as a rookie free agent on May 7, 2020.

SEASON RECAPS:

2021 (17/17): Started all 17 games for the first time in his career. Logged 15 starts at left guard and two starts at center. Helped open holes for Derrick Henry to finish second in the NFL with 1,538 rushing yards.

- Against N.Y. Giants (9/11), started at left guard and was a part of an offensive line that allowed just one sack for zero yards on 33 pass attempts.
- At Buffalo (9/19), started at left guard.
- Against Las Vegas (9/25), started at left guard and was a member of an offensive front that allowed just one sack on 27 pass attempts.
- At Indianapolis (10/2), started at left guard and helped open holes for Derrick Henry to amass 114 rushing yards on 22 carries with a touchdown.
- At Washington (10/9), started at left guard and helped create running lanes for Derrick Henry to post 102 yards on the ground with two rushing scores.
- Against Indianapolis (10/23), started at left guard and blocked for Derrick Henry to collect 128 yards on the ground.
- At Houston (10/30), started at left guard and helped open holes for Titans' ball carriers to gain 314 rushing yards, the second-highest total in franchise history, including a 219-yard, two-touchdown performance by Derrick Henry.
- At Kansas City (11/6), started at left guard and blocked for Derrick Henry to amass 115 rushing yards on 17 carries with two rushing touchdowns.
- Against Denver (11/13), started at left guard and was a part of an offensive front that allowed just one sack on 36 pass attempts.
- At Green Bay (11/17), made his first career start at center and blocked for an offense that amassed 408 total yards with four touchdowns.
- Against Cincinnati (11/27), started at center.
- At Philadelphia (12/4), started at left guard.
- Against Jacksonville (12/11), started at left guard and helped Derrick Henry rush for 121 yards on 17 carries with a touchdown.
- At L.A. Chargers (12/18), started at left guard and opened holes for Derrick Henry to amass 104 rushing yards on 21 carries with a touchdown.
- Against Houston (12/24), started at left guard and blocked for Derrick Henry to rush for 126 yards on 23 carries with a touchdown.
- Against Dallas (12/29), started at left guard.
- At Jacksonville (1/7), started at left guard and helped open holes for Derrick Henry to amass 109 rushing yards.

2021 (12/5, 1/0): Appeared in 12 games with five starts at guard. Placed on injured reserve on Oct. 8 and missed four games before being activated from injured reserve designated to return on Nov. 6. Dressed but did not play in one contest. Saw action as a reserve in the postseason contest.

- At Seattle (9/19), entered the game at left guard after Rodger Saffold left the game in the third quarter with an injury. Helped open holes for Derrick Henry to rush for 182 yards.
- At N.Y. Jets (10/3), played as a reserve at both center and left guard after starters left the contest with injuries.
- At L.A. Rams (11/7), returned to the lineup as a starter at right guard.
- Against New Orleans (11/14), played as a reserve as an extra tight end.
- At New England (11/28), started at right guard and opened holes for Titans ball carriers to amass 270 yards on the ground, including two 100-yard rushers.
- Against Jacksonville (12/12), saw action as a reserve at left guard after Rodger Saffold III left the game with an injury.
- At Pittsburgh (12/19), started at left guard and helped block for Titans' ball carriers to amass 201 rushing yards.
- Against San Francisco (12/23), started at left guard. Helped the Titans convert a season-high nine third downs on 16 attempts in the game, while scoring on four of its five possessions in the second half.
- Against Miami (1/2), saw significant action as a reserve at tight end after MyCole Pruitt left the game in the second quarter with an injury.
- At Houston (1/9), played as a reserve as an extra tight end.
- Against Cincinnati (1/22), made his postseason debut and saw limited action as a reserve as an extra tight end and on special teams.

2020 (12/1, 0/0): Played in 12 games with one start at left guard during his rookie campaign. Was inactive for one contest and dressed but did not play in three games. Missed the postseason contest while on the reserve/COVID-19 list. Made his NFL debut at Denver (9/14/20). Started his first career NFL contest at Baltimore (11/22/20).

- At Denver (9/14), saw action as a reserve in his first NFL contest.
- Against Buffalo (10/13), saw limited action as a reserve tight end in the jumbo package.
- Against Indianapolis (11/12), played as a reserve at center late in the game and as an extra tight end.
- At Baltimore (11/22), made his first career NFL start at left guard and helped open holes for Titans' ball carriers to gain 173 yards on the ground.
- At Jacksonville (12/13), played as a reserve at left guard in the second half.
- At Green Bay (12/27), saw limited action at left guard late in the fourth quarter.
- At Houston (1/3), entered the game as a reserve at left guard in the third quarter after Rodger Saffold III left with an injury. Blocked for Derrick Henry to gain a franchise-record 250 rushing yards in the Titans' division-clinching victory and in the process become the eighth player in NFL history to eclipse 2,000 rushing yards in a season.
- Against Baltimore (1/10), missed the game while on reserve/COVID-19.

COLLEGE:

- In four seasons at Texas State (2016-19), appeared in 48 games with 47 consecutive starts along the offensive line. Brewer recorded starts at center, left guard, right guard, left tackle and right tackle.
- As a senior (2019), started all 12 games at right tackle. Earned All-Sun Belt second team recognition.
- As a junior (2018), started 12 games with six starts at center and six starts at left tackle. Named to the All-Sun Belt first team Offense by Pro

Football Focus and earned honorable mention All-Sun Belt recognition by the league's coaches and media.

- As a sophomore (2017), started all 12 games on the offensive line. Made five starts at center, five games at right guard and two games at left tackle. Earned All-Sun Belt second team honors by Phil Steele and All-Sun Belt third team recognition by the league's coaches and media.

- At Arkansas State (11/18), caught one pass for seven yards.

- As a freshman (2016), played in 12 games and made 11 starts on the offensive line. Started seven games at left guard and four games at center. Earned All-Sun Belt third team honors by Phil Steele and All-Sun Belt honorable mention recognition by the league's coaches and media.

- Majored in general studies at Texas State.

PERSONAL:

- Attended Skyline (Texas) High School where he earned All-District 9-6A First-Team honors at guard.

- Rated a two-star recruit by Rivals.

- Also competed in track and field.

- Son of Thedra and Keith Brewer.

- Follow Brewer on Twitter and Instagram @bigtime_ab.

- Born Aaron Jamal Brewer on Oct. 28, 1997 in Dallas, Texas.

AARON BREWER'S NFL STATISTICS

REGULAR SEASON

Year	Team	GP	GS
2020	Tennessee	12	1
2021	Tennessee	12	5
2022	Tennessee	17	17
NFL Totals		41	23

PLAYOFFS

Year	Team	GP	GS
2020	Tennessee	0	0
2021	Tennessee	1	0
NFL Totals		1	0

Starts Breakdown:

2020 - LG 1; 2021 - RG 3, LG 2; **2022 - LG 15, C 2**

Additional Career Statistics

Tackles - **1 (2022)**

Fumble Recoveries - 1 (2021)



44 MIKE BROWN

SAFETY • 6'1" • 222 LBS • COLLEGE: MIAMI (OHIO)
ACQUIRED: FREE AGENT - 2022 • NFL EXPERIENCE (NFL/TITANS): ROOKIE
HOMETOWN: GRAND RAPIDS, MICH.
GAMES PLAYED/GAMES STARTED: 3/0 (PLAYOFFS: 0/0)



PRO: The Titans signed Mike Brown from the Cleveland Browns' practice squad prior to Week 18 to add depth on special teams coverage units and in the secondary. The 6-foot-1-inch, 222-pounder played in three games as a reserve with the Browns this season and recorded a special teams tackle. The Grand Rapids, Mich., native was originally signed as an undrafted free agent by the Minnesota Vikings following the 2022 NFL Draft and has also spent time with the Green Bay Packers during his rookie campaign.

CAREER TRANSACTIONS:

- The Grand Rapids, Mich., native was originally signed by the Minnesota Vikings as a rookie free agent on May 1, 2022.
- Released by the Vikings on Aug. 30, 2022.
- Signed by the Green Bay Packers to their practice squad on Sept. 14, 2022.
- Released by the Packers from their practice squad on Sept. 22, 2022.
- Signed by the Minnesota Vikings to their practice squad on Oct. 5, 2022.
- Released by the Vikings from their practice squad on Oct. 18, 2022.
- Signed by the Cleveland Browns to their practice squad on Oct. 25, 2022.
- Activated from the practice squad to the Browns active roster standard elevation on Nov. 19, 2022.
- Activated from the practice squad to the Browns active roster standard elevation on Dec. 3, 2022.
- Activated from the practice squad to the Browns active roster standard elevation on Dec. 10, 2022.
- Signed by the Titans to the team's active roster off of the Browns' practice squad on Jan. 2, 2023.

SEASON RECAPS:

2022 (3/0 - Cleveland; 0/0 - Tennessee): Signed by the Titans from the Browns' practice squad prior to the regular season finale. Was inactive in his only contest as a member of the Titans. Saw action as a reserve in three games with the Browns and collected a special teams tackle. Spent one week on the Green Bay Packers' practice squad, two weeks on the Minnesota Vikings' practice squad and six weeks on the Browns' practice squad throughout the season.

- At Jacksonville (1/7), was inactive.

COLLEGE:

- Appeared in 54 games at Miami (Ohio) and registered 197 total tackles, 10 passes defensed, four interceptions, 3.5 sacks, a forced fumble and two fumble recoveries.
- As a redshirt senior (2021), started 13 games and recorded 66 tackles, 2.5 sacks, a forced fumble, a fumble recovery and a pass defensed.

- As a senior (2020), started three games in a COVID-19 pandemic-shortened season and registered 13 tackles with a sack.
- As a junior (2019), started all 14 games and posted three interceptions with two of them returned for touchdowns. Tied for the most interception return touchdowns in the nation. Notched 56 total tackles, with a season-high seven in both the Iowa and Northern Illinois games. Named one of team's Defensive Skill Players of the Year and was also selected Academic All-MAC.
- As a sophomore (2018), played in all 12 games with nine starts and collected 58 tackles, three tackles for loss and one interception.
- As a freshman (2017), appeared in all 12 games and totaled four tackles on the season.
- Majored in sport leadership and management at Miami (Ohio).

PERSONAL:

- Attended Grand Rapids (Mich.) Catholic High School.
- As a senior (2016), was a team captain and earned first-team all-state while leading his team to a state championship. Was named to the West Michigan Dream Team.
- Follow Brown on Instagram at @_mymike and on Twitter at @mymike_.
- Born Michael Curtis Brown on April 7, 1999 in Grand Rapids, Mich.

MIKE BROWN'S NFL STATISTICS

REGULAR SEASON		TACKLES								INTERCEPTIONS					FUMBLES				
Year	Team	GP	GS	Tot	Solo	Asst	Sk	Yds	QBP	TFL	No	Yds	Lg	TD	PD	FF	FR	Yds	SpT
2022	Cleveland	3	0	0	0	0	0.0	0.0	0	0	0	0	0	0	0	0	0	0	1
2022	Tennessee	0	0	0	0	0	0.0	0.0	0	0	0	0	0	0	0	0	0	0	0
NFL Totals		3	0	0	0	0	0.0	0.0	0	0	0	0	0	0	0	0	0	0	1

Single-Game Highs

Special Teams Tackles - **1 at Houston (12/4/22)**



14 RANDY BULLOCK

KICKER • 5'9" • 210 LBS • COLLEGE: TEXAS A&M

ACQUIRED: FREE AGENT - 2021

NFL EXPERIENCE (NFL/TITANS): 11/2 • HOMETOWN: KLEIN, TEXAS

GAMES PLAYED/GAMES STARTED: 138/0 (PLAYOFFS: 1/0)



PRO: The Titans signed Randy Bullock to the team's practice squad during Week 1 of the 2021 season, and he was quickly elevated to the 53-man roster the following week. He spent the remainder of the 2021 season as the team's kicker, connecting on 26 of 31 field goals and a career-best 42 extra points on 45 attempts in 16 games. He also handled all of the team's kickoff duties. Prior to arriving in Tennessee, the 5-foot-9-inch, 210-pounder appeared in 107 games over nine seasons with the Houston Texans (2012-15), N.Y. Jets (2015), N.Y. Giants (2016), Pittsburgh Steelers (2016) and Cincinnati Bengals (2016-20). The Texas A&M product spent the 2021 offseason with the Detroit Lions.

CAREER HIGHLIGHTS:

- Bullock completed his first season in Tennessee in 2021 and made 26 field goals on 31 attempts (83.9 percent) to go along with a career-high 42 extra points on 45 attempts (93.3 percent). His 120 points ranked ninth in franchise history and were the most by a Titans player since Ryan Succop scored 136 points in 2017. He totaled a career-high three game-winning field goals.
- In 2017, Bullock made good on a career-best 90 percent of his field goals in his first full season with the Bengals.
- In 2014, Bullock collected a career-high 130 points by nailing 30 of 35 field goals and all 40 extra points for the Texans.

TITANS TIDBITS:

- Bullock is an avid outdoorsman. He enjoys golfing, fishing and hunting during his down time in South Texas.
- Bullock retains many life lessons his father, Richard, taught him and his brother, Rhett. On Dec. 23, 2004, when Randy was 14, the two brothers and their mother, Sally, lost Richard to a heart attack.
- As a senior at Texas A&M, Bullock was received the Lou Groza Award, which is given annually to the nation's top placekicker.

CAREER TRANSACTIONS:

- The Klein, Texas, native was originally selected by the Houston Texans in the fifth round (161st overall) of the 2012 NFL Draft.
- Waived by the Texans on Sept. 29, 2015.
- Signed by N.Y. Jets as free agent on Nov. 10, 2015.
- Signed by N.Y. Giants as an unrestricted free agent on Aug. 23, 2016.
- Released by the Giants on Sept. 13, 2016.
- Signed by the Pittsburgh Steelers as free agent on Dec. 3, 2016.
- Released by the Steelers on Dec. 12, 2016.
- Claimed off waivers by the Cincinnati Bengals on Dec. 13, 2016.
- Signed by the Detroit Lions as an unrestricted free agent on March 22, 2021.
- Released by the Lions on Aug. 31, 2021.
- Signed by the Titans to their practice squad on Sept. 11, 2021.
- Signed by the Titans to their active roster from the practice squad on Sept. 15, 2021.

SEASON RECAPS:

2022 (15/0 - Tennessee): Played in 15 games and connected on 17 of 20 field goals (85 percent) and all 28 extra points for a total of 79 points. Was inactive for two contests.

- Against N.Y. Giants (9/11), connected on two of three field goals (46, 23) and both extra point attempts. Missed a 47-yard field goal as time expired in the final stanza. Gave the Titans a 10-0 lead with a 46-yard field goal early in the second quarter. Increased the Titans' lead to 13-0 with a 23-yard field goal in the second quarter.

- At Buffalo (9/19), connected on his lone extra point chance while booting both kickoffs for touchbacks.

- Against Las Vegas (9/25), connected on his lone field goal (48) and all three extra point chances. Gave the Titans' a 24-10 halftime lead with a 48-yard field goal on the final play of the first half.

- At Indianapolis (10/2), made good on his lone field goal attempt (44) and all three extra point chances. Nailed all five of his kickoffs for touchbacks. Increased the Titans lead to 17-3 with a 44-yard field goal in the second quarter.

- At Washington (10/9), connected on all three of his extra point opportunities.

- Against Indianapolis (10/23), named AFC Special Teams Player of the Week after nailing all four field goal attempts (27, 28, 38, 48) and his lone extra point chance. Logged his sixth career game with four or more field goals. Gave the Titans an early 3-0 lead with a 27-yard field goal in the opening stanza. Connected on a 28-yard field goal to give the Titans a 13-0 advantage in the second quarter. With his second field goal of the game, he reached 200 career field goals, becoming the 10th active NFL kicker to reach the mark. Extended the Titans lead to 16-7 with a 38-yard field goal early in the fourth quarter. Gave the Titans a two-score lead at 19-10 with a 48-yard kick late in the final period.

- At Houston (10/30), connected on one of two field goals (29) and both extra point chances. Gave the Titans a 17-3 lead with a 29-yard field goal early in the final period.

- At Kansas City (11/6), made good on his lone field goal (44) and both extra point chances. Gave the Titans a 17-9 lead with a 44-yard field goal in the third quarter.

- Against Denver (11/13), connected on his lone field goal (35) and both extra point chances despite suffering an injury in pregame warmups. Extended the Titans lead to 17-10 with a 35-yard field goal with three minutes left to play in the game.

- At Green Bay (11/17), was inactive.

- Against Cincinnati (11/27), was inactive.

- At Philadelphia (12/4), made his lone field goal (36) and his only extra point chance. Cut the Eagles' lead to 14-10 with a 36-yard field goal in the second quarter.

- Against Jacksonville (12/11), connected on both extra point chances.

- At L.A. Chargers (12/18), made both extra point chances and missed his lone field goal attempt from 51 yards out.

- Against Houston (12/24), made good on both extra point chances.

- Against Dallas (12/29), connected on both field goals (37, 29) and his lone extra point chance. Booted all three of his kickoffs for touchbacks. Cut the Cowboys' lead to 10-3 with a 37-yard field goal in the second quarter. Nailed a 29-yard field goal as time expired in the first half to slice the Dallas lead to 10-6.

- At Jacksonville (1/7), nailed all three field goals (51, 39, 41) and his lone extra point chance. Gave the Titans a 3-0 lead with a season-long 51-yard field goal late in the first quarter. Connected on a 39-yard field goal as time expired in the first half to give the Titans a 13-6 halftime advantage. Increased the Titans lead to 16-10 with a 41-yard field goal in the third stanza.

2021 (16/0, 1/0 - Tennessee): Appeared in 16 games in his first season with the Titans and registered 120 points, which was the second-highest total of his career. Connected on 26 of 31 field goals and a career-best 42 extra points on 45 attempts. Spent the season opener on the team's practice squad. Saw action in his first career postseason contest and made

good on his lone field goal attempt and his lone extra point chance. Made three game-winning field goals in 2021 (at SEA, at IND, vs. SF) to improve his career total to seven. Registered three games with at least three field goals (at SEA, at NYJ, vs. NO) to bring his career total to 25.

- At Seattle (9/19), made his Titans debut and nailed four of five field goals, including the game-winner in overtime. Made good on all three extra point chances. Evened the score at 3-3 with a 33-yard field goal in the first quarter. Gave the Titans a 6-3 advantage with a 30-yard field goal in the second stanza. Cut the Seahawks lead to 17-9 with a 24-yard field goal late in the second quarter. Ended the game with his fifth career game-winning field goal from 36 yards out with 4:45 remaining in overtime.
- At N.Y. Jets (10/3), made good on three of four field goals (44, 46, 36) and his lone extra point chance. Gave the Titans an early 3-0 lead with a 44-yard field goal in the first quarter. Extended the Titans lead to 6-0 with a 46-yard field goal early in the second quarter. Increased the Titans advantage to 9-0 with a 36-yard field goal in the second stanza.
- Against Buffalo (10/18), connected on both field goals (43, 38) and all four extra point chances. Cut the Bills lead to 13-10 with a 43-yard field goal in the second stanza. Made the score 31-27 in favor of Buffalo with a 38-yard field goal early in the fourth quarter.
- Against Kansas City (10/24), made good on both field goals (34, 51) and all three extra point chances. Booted all six of his kickoffs into the end zone for touchbacks. It was the third time in his career he had six or more kickoffs and had touchbacks on 100 percent of them. Extended the Titans' lead to 17-0 with a 34-yard field goal in the second quarter. Gave the Titans a 27-0 lead with a 51-yard field goal just before halftime.
- At Indianapolis (10/31), connected on both field goals (46, 44), including the game-winner in overtime. Made good on all four extra point chances. Tied the score at 24-24 with a 46-yard field goal early in the fourth quarter. Ended the game with his sixth career game-winning field goal from 44 yards out in overtime.
- Against New Orleans (11/14), connected on all three field goals (28, 36, 36) and both extra point opportunities. Gave the Titans a 3-0 lead with a 28-yard field goal late in the opening quarter. Evened the score at 6-6 with a 36-yard field goal in the second stanza. Increased the Titans' advantage to 23-12 with a 36-yard field goal early in the fourth quarter.
- Against Jacksonville (12/12), made both extra points and two of three field goal attempts (44, 29). Booted four touchbacks on five kickoffs. Extended the Titans' advantage to 10-0 with a 44-yard field goal in the second quarter. Nailed a 29-yard field goal to make the score 20-0 late in the fourth quarter.
- At Pittsburgh (12/19), made good on both field goals (26, 32) and his lone extra point attempt. Increased the Titans lead to 10-0 with a 26-yard field goal late in the opening quarter. Gave the Titans a 13-3 halftime lead with a 32-yard field goal with 21 seconds remaining in the second quarter.
- Against San Francisco (12/23), connected on both field goals (38, 44), including his seventh career game-winner, and both extra point tries. Nailed all five of his kickoffs for touchbacks. Reached the 100-point mark on the season for the fourth time in his career. Got the Titans on the scoreboard with a 38-yard field goal in the third quarter. Connected on the game-winning, 44-yard field goal with four seconds remaining in the contest.
- Against Miami (1/2), made good on both field goals (23, 44) and all four extra point opportunities despite cold, rainy conditions. Booted five of his seven kickoffs into the end zone for touchbacks. Gave the Titans a 10-0 lead with a 23-yard field goal early in the second quarter. Increased the Titans lead to 27-3 with a 44-yard field goal in the final stanza.
- Against Cincinnati (1/22), made his postseason debut and connected on his lone field goal attempt (34) and his lone extra point opportunity. Cut the Bengals' lead to 16-9 with a 34-yard field goal late in the third quarter.

2020 (12/0 - Cincinnati): Played in 12 games and went 21 of 26 on field goals (80.7 percent) and 24 of 25 on extra points (96 percent). Was a healthy inactive for the final four contests.

- At Cleveland (9/17), made all three field goal attempts (38, 43, 27).
- At Philadelphia (9/27), connected on all three field goals (48, 31, 25).
- Against Jacksonville (10/4), made a season-high four field goals (35, 40, 46, 30) on four attempts.
- At Indianapolis (10/18), hit a 55-yard field goal, tied for the second-longest in team history.

2019 (16/0 - Cincinnati): Played in all 16 games and went 27 of 31 on field

goals (87.1 percent) and 24 of 25 (96 percent) on extra points.

- At Cleveland (12/8), went four for four on field goals (34, 44, 28, 46).
- At Miami (12/22), his 57-yard field goal was the longest in Bengals history. Delivered a successful onside kick that yielded a game-tying touchdown drive that capped a 23-point fourth-quarter Bengals comeback. Became the first NFL kicker since 2015 to make a field goal of at least 55 yards and boot a successful onside kick in the same game (Nick Folk).

2018 (16/0 - Cincinnati): Played in all 16 games and converted 82.6 percent of his field goal attempts (19 of 23). Two of his four misses were blocked. Made good on 95.1 percent of extra points (39 of 41). Finished the season with a streak of 10 consecutive field goals made.

- Against Baltimore (9/13), made a 40-yarder in fourth quarter to seal a win.
- Against Miami (10/7), nailed a season-long 51-yarder in third quarter.
- Against Tampa Bay (10/28), converted a game-winning 44-yard field goal as time expired.

2017 (15/0 - Cincinnati): Played in 15 games in his first full season with the Bengals and converted a career-high 90.0 percent of his field goal attempts (18 of 20) and 31 of 33 extra point chances. Was inactive for one contest.

- Against Detroit (12/24), converted all four of his field goal attempts, including a season-long 51-yarder.

2016 (1/0 - N.Y. Giants; 1/0 - Pittsburgh; 3/0 - Cincinnati): Signed by the Giants during training camp and kicked for the team's season opener at Dallas going two for three on extra points. Released by the Giants on Sept. 13. Signed by the Steelers as a replacement for the injured Chris Boswell, and kicked for Steelers on Dec. 4, going three for three on field goals (44, 34, 38) and making his only extra point chance. Did not play in another contest for the Steelers before being waived on Dec. 12. Claimed off waivers by the Bengals on Dec. 13.

- Against Pittsburgh (12/18), made his Bengals debut and went two for two on field goals (23, 22) and connected on both extra points.

2015 (3/0 - Houston; 8/0 - N.Y. Jets): Opened the season with the Texans, kicking in the first three games and going five of six on field goals and three of five on extra points before being released on Sept. 29. Signed as free agent with N.Y. Jets on Nov. 10 and kicked in the final eight games, connecting on 14 of 17 on field goals and 19 of 20 extra points.

- At N.Y. Giants (12/6), made a 31-yard field goal in overtime for 23-20 win.
- At Dallas (12/19), nailed a 40-yard field goal with 36 seconds to play to secure a 19-16 win.

2014 (16/0 - Houston): Played in all 16 games and made good on 30 for 35 on field goals and 40 for 40 on extra points. Connected on four of five field goal tries of 50 or more yards.

- Against Buffalo (9/28), nailed all three field goals, including kicks of 50 and 55 yards.
- Against Baltimore (12/21); set franchise records for field goals (six) and points (19) in a game during the 25-13 victory.

2013 (16/0 - Houston): Played in all 16 games and connected on 26 of 35 field goals and all 26 extra points. Finished the season with 12 straight made field goals.

- At San Diego (9/9), made his NFL debut on Monday Night Football and his 41-yard field goal with 3:53 to play provided final points in 31-28 win.

2012 (0/0 - Houston): Spent his rookie season on injured reserve because of a leg injury suffered in the preseason.

COLLEGE:

- Played four seasons (2008-11) at Texas A&M, leaving with school career records for points (365), field goals (63) and extra points (176).
- As a senior (2011), named first-team All-American and won college football's Lou Groza Award (nation's top placekicker). His 142 point total was a school record, and he led the nation with an average of 2.33 field goals per game. Set a school single-season record with 29 field goals and 55 extra points.
- As a junior (2010), earned All-Big 12 honorable mention after connecting on 16 of 21 field goals and all 50 extra point attempts.

- As a sophomore (2009), took over the starting kicking job and made good on 12 of 19 field goals and 51 extra point tries.
- As a freshman (2008), kicked in the team's final seven games and score 38 points.
- Majored in petroleum engineering at Texas A&M, where he earned academic All-Big 12 honors.

PERSONAL:

- Attended Klein High School, where he earned first-team All-District honors after connecting on 11 of 14 field goal attempts and was a perfect on 39 extra points in 2007.
- Also earned All-Greater Houston and All-Texas accolades.
- Booted a 54-yard field goal, believed to be at the time the eighth-longest field goal in Texas high school football history.
- Last name is pronounced BULL-luck.
- Follow Bullock on Twitter @randybullock28.
- Born Randy Bullock on Dec. 16, 1989 in Lafayette, La.

RANDY BULLOCK'S GAME-BY-GAME CONT.

2016 Pittsburgh Steelers

Date	Opp	W/L	PAT		FG			1-19		20-29		30-39		40-49		50+		LG	Pts	Kick-by-Kick	Kickoffs			
			Ma	Att	Ma	Att	Pct	Ma	Att	Ma	Att	Ma	Att	Ma	Att	Ma	Att				No	InEZ	TB	PctTB
Dec. 4	NYG	W	1	1	3	3	100.0	0	0	0	0	2	2	1	1	0	0	44	10	44, 34, 38	6	-	3	50.0
Totals			1-0	1	3	3	100.0	0	0	0	0	2	2	1	1	0	0	44	10		6	-	3	50.0

2016 Cincinnati Bengals

Date	Opp	W/L	PAT		FG			1-19		20-29		30-39		40-49		50+		LG	Pts	Kick-by-Kick	Kickoffs			
			Ma	Att	Ma	Att	Pct	Ma	Att	Ma	Att	Ma	Att	Ma	Att	Ma	Att				No	InEZ	TB	PctTB
Dec 18	Pit	L	2	2	2	2	100.0	0	0	2	2	0	0	0	0	0	0	23	8	23, 22	5	-	2	40.0
Dec 24	@ Hou	L	1	1	1	2	50.0	0	0	0	0	0	0	1	2	0	0	43	4	43, 43wr	2	-	2	100.0
Jan. 1	Bal	W	3	3	2	2	100.0	0	0	2	2	0	0	0	0	0	0	24	9	23, 24	6	-	4	66.7
Totals			1-2	6	5	6	83.3	0	0	4	4	0	0	1	2	0	0	43	21		13	-	8	61.5

2017 Cincinnati Bengals

Date	Opp	W/L	PAT		FG			1-19		20-29		30-39		40-49		50+		LG	Pts	Kick-by-Kick	Kickoffs				
			Ma	Att	Ma	Att	Pct	Ma	Att	Ma	Att	Ma	Att	Ma	Att	Ma	Att				No	InEZ	TB	PctTB	
Sept 10	Bal	L	0	0	0	0	0	0	0	0	0	0	0	0	0	0	0	0	0		1	-	1	100.0	
Sept 14	Hou	L	0	0	3	3	100.0	0	0	1	1	2	2	0	0	0	0	39	9	29, 29, 30	4	-	3	75.0	
Sept 24	@ GB	L	3	3	1	2	50.0	0	0	0	0	0	0	1	2	0	0	46	6	48wr, 46	5	-	4	80.0	
Oct 1	@ Cle	W	4	4	1	1	100.0	0	0	0	0	0	0	1	1	0	0	41	7	41	6	-	1	16.7	
Oct 8	Buf	W	2	2	2	2	100.0	0	0	1	1	1	1	0	0	0	0	30	8	30, 29	5	-	4	80.0	
Oct 22	@ Pit	L	2	2	0	0	0	0	0	0	0	0	0	0	0	0	0	0	2		3	-	2	66.7	
Oct 29	Ind	W	3	3	1	2	50.0	0	0	1	1	0	1	0	0	0	0	29	6	29, 34b	5	-	2	40.0	
Nov. 5	@ Jax	L										Inactive													
Nov 12	@ Ten	L	2	3	0	0	0.0	0	0	0	0	0	0	0	0	0	0	0	2		4	-	1	25.0	
Nov 19	@ Den	W	2	3	0	0	0.0	0	0	0	0	0	0	0	0	0	0	0	2		4	-	4	100.0	
Nov 26	Cle	W	3	3	3	3	100.0	0	0	1	1	1	1	1	1	0	0	49	12	31, 49, 21	7	-	2	28.6	
Dec 4	Pit	L	2	2	2	2	100.0	0	0	0	0	1	1	1	1	0	0	41	8	35, 41	5	-	3	60.0	
Dec 10	Chi	L	1	1	0	0	0	0	0	0	0	0	0	0	0	0	0	0	1		2	-	0	0.0	
Dec 17	@ Min	L	1	1	0	0	0	0	0	0	0	0	0	0	0	0	0	0	1		2	-	2	100.0	
Dec 24	Det	W	2	2	4	4	100.0	0	0	2	2	1	1	0	0	1	1	51	14	29, 27, 35, 51	6	-	1	16.7	
Dec 31	@ Bal	W	4	4	1	1	100.0	0	0	0	0	1	1	0	0	0	0	32	147	32	6	-	0	0.0	
Totals			7-8	31	33	18	20	90.0	0	0	6	6	7	8	4	5	1	1	51	85		65	-	30	46.2

2018 Cincinnati Bengals

Date	Opp	W/L	PAT		FG			1-19		20-29		30-39		40-49		50+		LG	Pts	Kick-by-Kick	Kickoffs				
			Ma	Att	Ma	Att	Pct	Ma	Att	Ma	Att	Ma	Att	Ma	Att	Ma	Att				No	InEZ	TB	PctTB	
Sept 9	@ Ind	W	4	4	2	2	100.0	0	0	0	0	1	1	1	1	0	0	42	10	42, 39	7	-	5	71.4	
Sept 13	Bal	W	4	4	2	2	100.0	0	0	1	1	0	0	1	1	0	0	40	10	28, 40	7	-	6	85.7	
Sept 23	@ Car	L	3	3	0	1	0.0	0	0	0	0	0	0	0	0	0	1	0	3		4	-	4	100.0	
Sept 30	@ Atl	W	4	4	1	1	100.0	0	0	0	0	1	1	0	0	0	0	36	7	36	7	-	3	42.9	
Oct 7	Mia	W	3	3	2	3	66.7	0	0	1	1	0	1	0	0	1	1	51	9	37b, 51, 20	6	-	3	50.0	
Oct 14	Pit	L	3	3	0	0	0.0	0	0	0	0	0	0	0	0	0	0	0	3		4	-	2	50.0	
Oct 21	@ KC	L	1	1	1	1	100.0	0	0	0	0	1	1	0	0	0	0	33	4	33	3	-	2	66.7	
Oct 28	TB	W	4	5	1	1	100.0	0	0	0	0	0	0	1	1	0	0	44	7	44	6	-	5	83.3	
Nov 11	NO	L	2	2	0	0	0.0	0	0	0	0	0	0	0	0	0	0	0	2		4	-	4	100.0	
Nov. 18	@ Bal	L	3	3	0	1	0.0	0	0	0	0	0	0	0	0	0	1	0	3	52wr	4	-	0	0.0	
Nov 25	Cle	L	2	3	0	1	0.0	0	0	0	0	0	0	0	0	0	1	0	2	54b	4	-	1	25.0	
Dec 2	Den	L	1	1	1	1	100.0	0	0	0	0	1	1	0	0	0	0	35	4	35	3	-	3	100.0	
Dec 9	@ LAC	L	0	0	3	3	100.0	0	0	1	1	0	0	2	2	0	0	47	9	47, 23, 46	5	-	2	40.0	
Dec 16	Oak	W	3	3	3	3	100.0	0	0	1	1	2	2	0	0	0	0	38	12	34, 38, 23	7	-	4	57.1	
Dec 23	@ Cle	L	1	1	1	1	100.0	0	0	0	0	0	0	0	0	1	1	51	4	51	4	-	1	25.0	
Dec 30	@ Pit	L	1	1	2	2	100.0	0	0	0	0	1	1	1	1	0	0	49	7	49, 32	4	-	1	25.0	
Totals			6-10	39	41	19	23	82.6	0	0	4	4	7	8	6	6	2	5	51	96		78	-	46	58.9

RANDY BULLOCK'S GAME-BY-GAME CONT.

2022 Tennessee Titans

Date	Opp	W/L	PAT		FG			1-19		20-29		30-39		40-49		50+		LG	Pts	Kick-by-Kick	Kickoffs				
			Ma	Att	Ma	Att	Pct	Ma	Att	Ma	Att	Ma	Att	Ma	Att	Ma	Att				No	InEZ	TB	PctTB	
Sept 11	NYG	L	2	2	2	3	66.7	0	0	1	1	0	0	1	2	0	0	46	8	46, 23, 47wl	5	5	3	60.0	
Sept 19	@ Buf	L	1	1	0	0	-	0	0	0	0	0	0	0	0	0	0	-	1		2	2	2	100.0	
Sept 25	LV	W	3	3	1	1	100.0	0	0	0	0	0	0	1	1	0	0	48	6	48	4	3	3	75.0	
Oct 2	@ Ind	W	3	3	1	1	100.0	0	0	0	0	0	0	1	1	0	0	44	6	44	5	5	5	100.0	
Oct 9	@ Was	W	3	3	0	0	-	0	0	0	0	0	0	0	0	0	0	-	3		4	1	1	25.0	
Oct 23	Ind	W	1	1	4	4	100.0	0	0	2	2	1	1	1	1	0	0	48	13	27, 28, 38, 48	6	3	3	50.0	
Oct 30	@ Hou	W	2	2	1	2	50.0	0	0	1	1	0	0	0	1	0	0	29	5	48wr, 29	4	3	2	50.0	
Nov 6	@ KC	L	2	2	1	1	100.0	0	0	0	0	0	0	1	1	0	0	44	5	44	5	4	3	60.0	
Nov 13	Den	W	2	2	1	1	100.0	0	0	0	0	1	1	0	0	0	0	35	5	35	1	0	0	0.0	
Nov 17	@ GB	W	IA																						
Nov 27	Cin	L	IA																						
Dec 4	@ Phi	L	1	1	1	1	100.0	0	0	0	0	1	1	0	0	0	0	36	4	36	3	2	1	33.3	
Dec 11	Jax	L	2	2	0	0	-	0	0	0	0	0	0	0	0	0	0	-	2		4	2	2	50.0	
Dec 18	@ LAC	L	2	2	0	1	0.0	0	0	0	0	0	0	0	0	0	1	-	2	51wr	3	2	2	66.7	
Dec 24	Hou	L	2	2	0	0	-	0	0	0	0	0	0	0	0	0	0	-	2		3	1	1	33.3	
Dec 29	Dal	L	1	1	2	2	100.0	0	0	1	1	1	1	0	0	0	0	37	7	37, 29	3	3	3	100.0	
Jan 7	@ Jax	L	1	1	3	3	100.0	0	0	0	0	1	1	1	1	1	1	51	10	51, 39, 41	4	3	0	0.0	
Totals			7-10	28	28	17	20	85.0	0	0	5	5	5	5	6	8	1	2	51	79		56	39	31	55.4

RANDY BULLOCK'S NFL STATISTICS

REGULAR SEASON			PAT		FG			1-19		20-29		30-39		40-49		50+		LG	Pts	Kickoffs			
Date	Team	GP	Ma	Att	Ma	Att	Pct	Ma	Att	Ma	Att	Ma	Att	Ma	Att	Ma	Att			No	InEZ	TB	PctTB
2012	Houston	0	Injured		Reserve																		
2013	Houston	16	26	26	26	35	74.3	1	1	7	7	5	5	12	17	1	5	51	104	67	55	29	43.3
2014	Houston	16	40	40	30	35	85.7	0	0	6	7	13	15	7	8	4	5	55	130	84	73	40	47.6
2015	HOU/NYJ	11	22	25	19	23	82.6	1	1	4	4	6	6	8	11	0	1	49	79	55	54	30	54.5
2016	NYG/PIT/CIN	5	9	10	8	9	88.9	0	0	4	4	2	2	2	3	0	0	44	33	23	16	14	60.9
2017	Cincinnati	15	31	33	18	20	90.0	0	0	6	6	7	8	4	5	1	1	51	85	65	39	30	46.2
2018	Cincinnati	16	39	41	19	23	82.6	0	0	4	4	7	8	6	6	2	5	51	96	78	61	45	57.7
2019	Cincinnati	16	24	25	27	31	87.1	0	0	10	10	6	6	10	12	1	3	57	105	66	55	46	69.7
2020	Cincinnati	12	24	25	21	26	80.8	0	0	3	3	8	10	7	8	3	5	55	87	56	46	42	75.0
2021	Tennessee	16	42	45	26	31	83.9	0	0	5	5	12	12	8	13	1	1	51	120	89	66	50	56.2
2022	Tennessee	15	28	28	17	20	85.0	0	0	5	5	5	5	6	8	1	2	51	79	56	39	31	55.4
NFL Totals		138	285	298	211	253	83.4	2	2	54	55	71	77	70	91	14	28	57	918	639	504	357	55.9

PLAYOFFS			PAT		FG			1-19		20-29		30-39		40-49		50+		LG	Pts	Kickoffs			
Date	Team	GP	Ma	Att	Ma	Att	Pct	Ma	Att	Ma	Att	Ma	Att	Ma	Att	Ma	Att			No	InEZ	TB	PctTB
2021	Tennessee	1	1	1	1	1	100.0	0	0	0	0	1	1	0	0	0	0	34	4	4	1	1	25.0
Playoff Totals		1	1	1	1	1	100.0	0	0	0	0	1	1	0	0	0	0	34	4	4	1	1	25.0

Single-Game Highs

Field Goals Made - 6 vs. Baltimore (12/21/14)
Field Goal Attempts - 6 vs. Baltimore (12/21/14)
Longest Field Goal - 57 at Miami (12/22/19)
PATs Made - 6 vs. Tennessee (11/30/14)
PATs Attempted - 6 vs. Tennessee (11/30/14)
Points - 19 vs. Baltimore (12/21/14)
Special Teams Tackles - 1 (2013), 1 (2014), 1 (2016)

Playoff Single-Game Highs

Field Goals Made - 1 vs. Cincinnati (1/22/22)
Field Goal Attempts - 1 vs. Cincinnati (1/22/22)
Longest Field Goal - 34 vs. Cincinnati (1/22/22)
PATs Made - 1 vs. Cincinnati (1/22/22)
PATs Attempted - 1 vs. Cincinnati (1/22/22)
Points - 4 vs. Cincinnati (1/22/22)

Game-Winning Field Goals (7)*

9/9/13 at San Diego (41 yards)
12/6/15 at N.Y. Giants (31 yards, OT)
12/19/15 at Dallas (40 yards)
10/28/18 vs. Tampa Bay (44 yards)
9/19/21 at Seattle (36 yards, OT)
10/31/21 at Indianapolis (44 yards, OT)
12/23/21 vs. San Francisco (44 yards)

* A game-winning field goal is defined as one that was the final score of the game and gave the kicker's team the lead at any time in the fourth quarter or overtime.



16 TREYTON BURKS

WIDE RECEIVER • 6'2" • 225 LBS • COLLEGE: ARKANSAS

ACQUIRED: 1ST ROUND - 2022

NFL EXPERIENCE (NFL/TITANS): ROOKIE • HOMETOWN: WARREN, ARK.

GAMES PLAYED/GAMES STARTED: 11/6 (PLAYOFFS: 0/0)



PRO: The Titans selected Treyton Burks in the first round (18th overall) of the 2022 NFL Draft. The 6-foot-2-inch, 225-pounder brings a rare combination of size, speed and sure hands. The Arkansas product is a powerful runner with the ball in his hands, and he can be used all over the offensive formation as well as in the return game. In three college seasons (2019-21), he became the sixth all-time leading receiver in Razorbacks history (146 receptions for 2,399 yards) and tied for the fifth-most touchdown catches in school annals (18). He was drafted with the highest pick of any Arkansas player since Darren McFadden was taken fourth overall in 2008, and he was the first Arkansas wide receiver to be selected in the first round since Matt Jones was taken 21st overall by Jacksonville in 2006.

CAREER HIGHLIGHTS:

- As a junior at Arkansas in 2021, Burks was named first-team All-SEC after totaling 66 receptions (seventh in the SEC) for 1,104 yards (fourth) and 11 touchdowns (fourth). His 92.0 receiving yards per game ranked third in the SEC behind only Jameson Williams (104.8) and Wan'Dale Robinson (102.6).
- As a sophomore in 2020, he was named second-team All-SEC after contributing 51 receptions for 820 yards and seven touchdowns. His 91.1 receiving yards per game ranked third in the SEC behind only Elijah Moore (149.1) and DeVonta Smith (142.8).

TITANS TIDBITS:

- Burks is a hunting and fishing enthusiast. He is an experienced wild boar hunter, which involves hunting the animals with only his dogs and a knife.
- He lists "The Sandlot" and "Home Alone" among his favorite movies.
- Some of Burks' work ethic was developed on the farm of his great-grandfather, Joe Burks, as he would do everything from bailing hay to working in the chicken house.
- Burks has two dogs, a pair of American bullies named Zara and Zazu.

CAREER TRANSACTIONS:

- The Warren, Ark., native was selected by the Titans in the first round (18th overall) of the 2022 NFL Draft.

SEASON RECAPS:

2022 (11/6): Saw action in 11 games with six starts as a rookie and tied for third on the squad with 33 receptions and 444 receiving yards with a receiving score. Rushed four times for 47 yards. Placed on injured reserve on Oct. 8, 2022 and missed four games before being designated to return on Nov. 12, 2022. Was inactive for two contests. Has one career 100-yard receiving performance with it coming in 2022 (at GB). Led the team in receiving yards three times in 2022 (at BUF, at GB, vs. DAL). Led or tied for the team lead in receptions four times in 2022 (at BUF, at GB, vs. CIN, at JAX).

- Against N.Y. Giants (9/11), made his NFL debut as a reserve at wide receiver and snared three receptions for 55 yards. Since 1970, his 55 receiving yards ranked sixth among Titans/Oilers rookies and first-year players in a Week 1 game. Snared his first career reception for 20 yards to set up the Titans' first touchdown of the season in the opening stanza. Set up the Titans' second touchdown with a 27-yard reception in the third quarter.
- At Buffalo (9/19), registered his first career start at wide receiver and tied for the team lead with four receptions for a team-best 47 receiving yards.
- Against Las Vegas (9/25), saw action as a reserve at wide receiver and caught one pass for 13 yards to go along with an eight-yard rush. Posted

a 13-yard reception down to the Raiders' one-yard line setting up Derrick Henry's touchdown on the next play early in the second quarter.

- At Indianapolis (10/2), started at wide receiver and collected two receptions for 14 yards to go along with a four-yard rush for a first down before leaving the game early in the fourth quarter with an injury. Extended a Titans' scoring drive with a four-yard rush on third-and-one in the second quarter.
- Against Denver (11/13), returned to the lineup as a reserve at wide receiver and caught three passes for 24 yards.
- At Green Bay (11/17), started at wide receiver and collected his first career 100-yard receiving performance, amassing a team-high 111 yards on a team-best seven catches. Kickstarted the Titans' opening touchdown drive with a 43-yard grab on third-and-seven in the first quarter. Sealed the victory with a 51-yard catch along the left sideline allowing the Titans to kneel out the clock in the fourth quarter.
- Against Cincinnati (11/27), played as a reserve at wide receiver and tied for the team lead with four catches for 70 yards. Collected his first career touchdown by recovering a fumble in the end zone. Scored his first touchdown after recovering a Derrick Henry fumble in the end zone during the second quarter. Set up the Titans' second field goal with a leaping 51-yard grab down to the Bengals' 24-yard line in the third quarter.
- At Philadelphia (12/4), started at wide receiver and hauled in his first career touchdown before leaving the contest late in the first quarter with an injury. Snared a 25-yard touchdown strike in the end zone to even the score at 7-7 in the opening stanza.
- Against Jacksonville (12/11), was inactive.
- At L.A. Chargers (12/18), was inactive.
- Against Houston (12/24), returned to the lineup as a reserve at wide receiver and carried the ball once for 15 yards. Set up the Titans' second touchdown with a 15-yard run on a reverse in the third quarter.
- Against Dallas (12/29), started at wide receiver and led the team with 66 receiving yards on four catches. Rushed once for 20 yards. Set up the Titans' second field goal with a 30-yard tightrope catch-and-run along the right sideline in the second quarter. Extended the Titans' touchdown drive with a 21-yard grab on third-and-six in the third quarter.
- At Jacksonville (1/7), started at wide receiver and tied for the team lead with four receptions for 19 yards.

COLLEGE:

• One of the most accomplished wide receivers in Arkansas history, Burks appeared in 32 career games with 30 starts in three seasons with the Razorbacks. He totaled 146 receptions for 2,399 yards and 18 touchdowns to go along with 32 rushing attempts for 222 yards and one score. He returned 13 punts for 134 yards (10.3-yard average) and returned 11 kickoff returns for 226 yards (20.5 avg.). At the conclusion of his collegiate career, he ranked sixth in Razorbacks history in career receptions and receiving yards, and his touchdown reception total tied for fifth all-time. He set an Arkansas record with 10 career 100-yard receiving games, including a school-record six 100-yard receiving performances in his final year. He earned All-SEC honors in each of his three seasons: in 2019, second-team All-SEC as a returner and All-Freshman as a receiver; second-team All-SEC in 2020; and first-team All-SEC in 2021.

AS A JUNIOR (2021), started 12 games, totaling 66 catches for 1,104 yards and 11 touchdowns to earn first-team All-SEC honors. He became the fourth pass catcher in Arkansas history to post a 1,000-yard receiving season and the first since 2012.

- Against Georgia Southern (9/18), notched his first 100-yard game of the

season with 127 yards on three catches, including a 91-yard touchdown.

- Against Texas A&M (9/25), posted his second straight 100-yard game in the Southwest Classic victory, catching six passes for 167 yards, including an 85-yard touchdown.
- At Ole Miss (10/9), posted seven catches for 136 yards and a score.
- Against Auburn (10/16), registered his fourth 100-yard game in a five-game span with nine receptions for 109 yards and two touchdowns.
- Against Arkansas-Pine Bluff (10/23), established career highs with 56 rushing yards and one rushing touchdown, including a career-long 49-yard rushing score. He added 89 yards on four receptions.
- At Alabama (11/20), totaled a season-best 179 yards receiving on eight catches and matched a career-best with two touchdowns.
- Against Missouri (11/26), set a school record with his sixth 100-yard game of the season with 179 yards on seven catches in the Battle Line Rivalry win.

AS A SOPHOMORE (2020), played and started in nine games. Earned second-team All-SEC honors and named to the 2020 Fall SEC Academic Honor Roll. Led the team with 51 catches, 820 yards (16.1 avg.) and seven touchdowns. Also returned one punt for four yards. Finished third in the SEC with an average of 91.1 receiving yards per game and ranked fifth in total receiving yards, despite missing one game. Was one of only two FBS receivers, joining Florida's Kadarius Toney, to log 800-plus receiving yards and 70-plus rushing yards. Accrued six games with at least 90 receiving yards and four games of 100-plus receiving yards. Became the first Arkansas receiver to record four 100-yard receiving games in the same season since Cobi Hamilton in 2012. Totaled four catches of 50-plus yards, which tied for sixth-most in FBS.

- Against Georgia (9/26), recorded seven receptions for 102 yards in the season opener, including a 49-yard touchdown reception that was the first scoring reception of his career.
- Against Ole Miss (10/17), returned from an injury to notch a career-high 11 catches for 137 yards with a touchdown. Also rushed for a career-high 46 yards in the win. Became the first Razorback receiver to have at least 11 catches since Cobi Hamilton in 2012 against Texas A&M.
- At Texas A&M (10/31), recorded seven catches for 117 yards and two touchdowns, notching his second consecutive 100-yard game. Recorded the first two-touchdown game of his career and became the first Razorback to log back-to-back 100-yard receiving games since Keon Hatcher in 2016.
- Against Tennessee (11/7), caught a 57-yard touchdown pass to become the first Razorback to record a receiving touchdown in three straight games since Jonathan Nance in 2017.
- Against Louisiana State (11/21), hauled in five catches for 90 yards and a 65-yard touchdown.
- At Missouri (12/5), totaled 10 catches for 206 yards with a touchdown, while also rushing three times for 14 yards. Tallied the fifth-most single-game receiving yards in program history. Scored his seventh touchdown of the year on a 68-yard reception.

AS A FRESHMAN (2019), played in 11 games with nine starts. Named second-team All-SEC as a returner and added SEC All-Freshman honors as a receiver. Hauled in 29 passes for a team-high 475 yards. Averaged 16.4 yards per catch and 43.2 yards per game, both ranking second among conference freshmen. As the team's main punt returner, fielded 12 punts for 130 yards, averaging 10.8 yards per return. Also returned 10 kickoffs for 226 yards. Finished second on the team in all-purpose yards with 866, averaging 78.7 per game.

- Against Portland State (8/31), began his collegiate career with three catches for 52 yards and two punt returns for 16 yards.
- Against Colorado State (9/14), posted a season-high four catches and 92 receiving yards.

- Against Texas A&M (9/28), put up four receptions for 58 yards and a career-long 32-yard punt return.
- Against Mississippi State (11/2), posted career highs with five kickoff returns and 134 kickoff return yards, including a career-long 42-yard kickoff return.
- At Louisiana State (11/23), totaled 80 yards on three catches, including receptions of 31 and 38 yards.
- Majored in communications at Arkansas.

PERSONAL:

- Engaged to Shelby Pearlman.
- Attended Warren (Ark.) High School, where he closed his high school career with 151 receptions for 3,403 yards and 43 touchdowns for the Lumberjacks. Rated a four-star prospect by Rivals, 247Sports and ESPN, and billed as the top player in the state of Arkansas by 247Sports. Slotted as the No. 11 wide receiver in the nation by ESPN.
- Also lettered in basketball, baseball and track.
- As a high school senior, hauled in eight catches for 244 yards, scoring four times before a season-ending injury. Also passed for three touchdowns. Played on both sides of the ball, tallying 17 tackles with one sack, two forced fumbles and a fumble recovery.
- As a high school junior, totaled 1,090 receiving yards and 12 touchdowns on 45 catches in 2017. Also rushed for 936 yards on 114 carries, scoring 27 touchdowns and helping the team to a 13-2 mark and a berth in the Arkansas 4A state championship game.
- Son of Shafreda Strickland and has one brother and two sisters.
- Follow Burks on Twitter at @TreytonBurks.
- Follow Burks on Instagram at @treyton_burks13.
- Born Treyton Burks on March 23, 2000 in Flint, Mich.

TREYLON BURKS' COLLEGE STATISTICS

Year	Team	GP	GS	RECEIVING					RUSHING				
				No	Yds	Avg	Lg	TD	Att	Yds	Avg	Lg	TD
2019	Arkansas	11	9	29	475	16.4	38	0	9	35	3.9	11	0
2020	Arkansas	9	9	51	820	16.1	68t	7	15	75	5.0	18	0
2021	Arkansas	12	12	66	1,104	16.7	91t	11	14	112	8.0	49t	1
College Totals		32	30	146	2,399	16.4	91t	18	32	222	5.8	49t	1

Year	Team	PUNT RETURNS					KICKOFF RETURNS				
		No	Yds	Avg	Lg	TD	No	Yds	Avg	Lg	TD
2019	Arkansas	12	130	10.8	32	0	10	226	22.6	42	0
2020	Arkansas	1	4	4.0	4	0	0	0	-	-	0
2021	Arkansas	0	0	-	-	0	1	0	0.0	0	0
College Totals		13	134	10.3	32	0	11	226	20.5	42	0

Single-Game Highs

Receptions - 11 vs. Mississippi (10/17/20)
 Receiving Yards - 206 vs. Missouri (12/5/20)
 Long Reception - 91 vs. Georgia Southern (9/18/21)
 Receiving Touchdowns - 2 (Four times, last at Alabama 11/20/21)
 Rushing Attempts - 4 (Twice, last vs. Mississippi 10/17/20)
 Rushing Yards - 56 vs. Arkansas-Pine Bluff (10/23/21)
 Rushing Touchdowns - 1 vs. Arkansas-Pine Bluff (10/23/21)
 Long Rush - 49 vs. Arkansas-Pine Bluff (10/23/21)

Punt Returns - 3 vs. Colorado State (9/14/19)
 Punt Return Yards - 35 vs. Texas A&M (9/28/19)
 Long Punt Return - 32 vs. Texas A&M (9/28/19)
 Kickoff Returns - 5 vs. Mississippi State (11/2/19)
 Kickoff Return Yards - 134 vs. Mississippi State (11/2/19)
 Long Kickoff Return - 42 vs. Mississippi State (11/2/19)

TREYLON BURKS' GAME-BY-GAME

2022 Tennessee Titans				RECEIVING																
Date	Opp.	W/L	P/S	No	Yds	Avg	Lg	TD												
Sept 11	NYG	L	p	3	55	18.3	27	0	Dec 4	@	Phi	L	S	1	25	25.0	25t	1		
Sept 19	@ Buf	L	S	4	47	11.8	16	0	Dec 11		Jax	L	IA							
Sept 25	LV	W	p	1	13	13.0	13	0	Dec 18	@	LAC	L	IA							
Oct 2	@ Ind	W	S	2	14	7.0	8	0	Dec 24		Hou	L	p	0	0	-	0	0		
Oct 9	@ Was	W	IR						Dec 29		Dal	L	S	4	66	16.5	30	0		
Oct 23	Ind	W	IR						Jan 7	@	Jax	L	S	4	19	4.8	9	0		
Oct 30	@ Hou	W	IR						Totals					7-10	11/6	33	444	13.5	51	1
Nov 6	@ KC	L	IR																	
Nov 13	Den	W	p	3	24	8.0	15	0												
Nov 17	@ GB	W	S	7	111	15.9	51	0												
Nov 27	Cin	L	p	4	70	17.5	51	0												

TREYLON BURKS' NFL STATISTICS

REGULAR SEASON				RECEIVING					RUSHING				
Year	Team	GP	GS	No	Yds	Avg	Lg	TD	Att	Yds	Avg	Lg	TD
2022	Tennessee	11	6	33	444	13.5	51	1	4	47	11.8	20	0
NFL Totals		11	6	33	444	13.5	51	1	4	47	11.8	20	0

Single-Game Highs

Receptions - 7 at Green Bay (11/17/22)
 Receiving Yards - 111 at Green Bay (11/17/22)
 Long Reception - 51 (Twice, last vs. Cincinnati 11/27/22)
 Receiving Touchdowns - 1 at Philadelphia (12/4/22)
 Rushes - 1 (Four times, last vs. Dallas 12/29/22)
 Rushing Yards - 20 vs. Dallas (12/29/22)
 Long Rush - 20 vs. Dallas (12/29/22)


Additional Career Statistics

Fumble Recoveries - 1 (2022)
 Fumble Recoveries for Touchdowns - 1 (2022)



31 KEVIN BYARD

**SAFETY • 5'11" • 212 LBS • COLLEGE: MIDDLE TENNESSEE STATE
ACQUIRED: 3RD ROUND - 2016
NFL EXPERIENCE (NFL/TITANS): 7/7 • HOMETOWN: LITHONIA, GA.
GAMES PLAYED/GAMES STARTED: 114/105 (PLAYOFFS: 7/7)**



Captain: 2019, 2020, 2021, 2022



Pro Bowl: 2017, 2021



Community Man of the Year: 2020

PRO: Since the Titans selected Kevin Byard with the first pick of the third round in the 2016 NFL Draft, he has established himself as one of the premier safeties in the NFL and one of the best at his position in franchise history. During his first six seasons, he contributed to six consecutive winning seasons and did not miss a single game. He finished the 2021 campaign as a three-time team captain, two-time Pro Bowl selection and a two-time Associated Press first-team All-Pro. His interception total was 11th on the franchise's all-time list and sixth among all Titans/Oilers safeties. From 2017 through 2021, Byard led all NFL safeties and ranked third among all players with 23 interceptions. The 5-foot-11-inch, 212-pound defender is a product of Middle Tennessee State University, where he earned a reputation as a sideline-to-sideline, ball-hawking safety who plays with tremendous intelligence and effort.

CAREER HIGHLIGHTS:

- In 2021, Byard was announced as a starter to his second career Pro Bowl and earned first-team Associated Press All-Pro honors for the second time in his career. He joined Bruce Matthews (1999–2000) and Albert Haynesworth (2007–2008) as the franchise's only players in its "Titans era" (since 1999) to earn multiple first-team AP All-Pro honors.
- At the conclusion of 2021, Byard's 88 consecutive starts in the regular season was the leading current streak among all Titans players, ranked first in the NFL among defenders, and was the sixth-longest active streak among all players.
- Byard led the Titans in 2021 with five interceptions and 88 tackles, becoming the franchise's first player to lead the team in tackles and interceptions in the same season since the team began tracking individual tackle statistics in 1974. It was his second consecutive season to lead the club in tackles and the fourth time in his career he was the interceptions leader. Additionally, his 13 passes defended made up the highest total among NFL safeties.
- He scored his first two career touchdowns in 2021—one on a fumble return and one on an interception return—to become the first Titans player with two defensive touchdowns in the same season since linebacker Zach Brown in 2012.
- In 2020, Byard was named the team's Walter Payton Man of the Year for his work in the community.
- Byard led the team and set a career-high in 2020 with 111 tackles.
- From 2017 through 2019, Byard led the NFL with 17 interceptions.
- In 2019, Byard led the team in interceptions (five) for the third consecutive season, while starting every contest for the third consecutive season.
- In 2018, Byard led the team with four interceptions and ranked third on the team with 96 tackles and 10 passes defended.
- In 2017, Byard was named to the Pro Bowl and earned first-team Associated Press All-Pro honors after tying Detroit's Darius Slay for the NFL lead with eight interceptions. He added a pair of fumble recoveries to pace the league with 10 total takeaways.
- His eight interceptions in 2017 tied for seventh in franchise history and made up the highest total by any franchise player since Oilers cornerback Richard Johnson picked off eight passes in 1990.
- In 2016, Byard saw action in all 16 games with seven starts and compiled 63 tackles, a sack, five tackles for loss, three quarterback pressures, four passes defended and 10 special teams tackles. His seven starts were the most by a Titans rookie safety since Michael Griffin (10) in 2007.

TITANS TIDBITS:

- In May 2022, Martin Luther King Jr. High School in Lithonia, Ga., renamed its updated athletic facilities in Byard's honor. Byard graduated from the school in 2011.

- Along with his wife, Clarke, Byard has made a profound impact in the Nashville community through the Byard Family Legacy Fund. With the mission to "provide ALL families and individuals in our community with hope, making sure everyone who needs it gets a second chance," the organization annually holds a back-to-school program, Thanksgiving dinner, Christmas fundraiser and football camp. It also changes lives through the "Grace Grant," which provides funds to individuals or organizations who need a second chance.
- In 2021, the Byard Family Legacy Fund used its "Grace Grant" to renovate the Davidson County Department of Children's Services' Safe Room. The room is designed to help reduce trauma for children who come into custody for child abuse and/or child neglect.
- In April 2022, Byard served as the honorary chair for the Rally Foundation for Childhood Cancer Research's annual event called "Rally On the Runway," which helped raise more than \$556,000 to fund research and aid families with children fighting cancer.
- In July 2020, Byard was named the official spokesperson for the United Way of Greater Nashville. His first order of business was to participate in the organization's virtual Stuff the Bus school supply drive.
- In August 2020, Byard assisted his wife, Clarke, in the unintentional home birth of their son, Kevin Leon Byard IV. After realizing they were not going to be able to make it to the hospital and their doula needing 30 minutes to get to their home, Byard sprung into action with instructions from the doula. The first: "Let's try and get her in the bathtub." But by this time, his son's head was already visible. The doula told him, "Tell her to start pushing. The baby is coming." Byard recalled: "His face was pointing upward, so I could see his face was real purple. I was nervous about that, so she told me to support his head." In less than 15 minutes, he was holding Kevin IV in his arms. "Once he got his head out, his shoulders and everything just kind of slipped out, and I kind of caught him in my arms. He waited about five seconds, coughed about two or three times, and started crying."
- Byard credits his mother, the late Artina Stanley, for much of his success. Following a divorce when Byard was in ninth grade, his mother moved with the children from Philadelphia to Atlanta. Although it was a financial struggle, Stanley worked long hours to make sure her children received what they needed. Byard claims he and his older brother "had to grow up really fast" as they helped their mother with taking care of the younger kids in the family. In May 2020, Byard was able to accomplish a goal of helping to purchase his mother a new home. She passed away in June 2022.
- The Titans had an inside track in their scouting of Byard. Titans general manager Jon Robinson received glowing reports on Byard from his friend and MTSU recruiting coordinator Steve Ellis. When Robinson was a linebackers coach at Nicholls State, Ellis was one of his pupils, and the two remained close through the years. Additionally, Patrick Callaway, college scout for the Titans, was Byard's high school teammate.
- Byard says his football role models are Ed Reed, Brian Dawkins and Troy Polamalu.
- Byard has aspirations to travel the world, and his bucket list includes setting foot on every continent.

CAREER TRANSACTIONS:

- The Lithonia, Ga., native was selected by the Titans in the third round (64th overall) of the 2016 NFL Draft.

SEASON RECAPS:

2022 (17/17): Started all 17 games at safety, recording his seventh consecutive season in which he appeared in every game and his sixth consecutive season in which he started every contest. Led the team with 106 tackles and four interceptions. Led the team in both interceptions and

tackles for the second consecutive season. Added two quarterbacks, six passes defended and two special teams stops. Ranks first among NFL safeties with 27 interceptions since the beginning of the 2017 season. Tied for fourth in franchise history and leads all players in the Titans era with 27 interceptions. Led or tied for the team lead in tackles three times in 2022 (vs. NYG, at KC, at PHI). Tied for the team lead in passes defended three times in 2022 (vs. LV, vs. JAX, vs. DAL). Surpassed Michael Griffin (25) for the most interceptions for the franchise during its "Titans era" (1999 to present) with two interceptions against Dallas (12/29/22).

- Against N.Y. Giants (9/11), led the team with 12 tackles.
- At Buffalo (9/19), collected seven tackles with a quarterback pressure. Halted a Bills' drive by shooting through the line and pressuring Josh Allen on a fourth-and-one pass in the first quarter.
- Against Las Vegas (9/25), saw action in his 100th career regular season game and notched four tackles and an interception. With his 24th career interception, he tied Zeke Moore (24) for 10th place on the all-time franchise interception list. Halted a potential Raiders' scoring drive by intercepting a deflected pass in the end zone that was intended for Darren Waller on third-and-three in the fourth quarter. Helped seal the victory by knocking down the initial deflected two-point conversion pass by Dylan Cole that was intended for Waller late in the fourth quarter.
- At Indianapolis (10/2), tallied six tackles. Helped limit Jonathan Taylor to just 42 rushing yards on 20 carries in the victory. Teamed with Roger McCreary to stop Parris Campbell for a two-yard loss on a short pass in the third quarter.
- At Washington (10/9), finished second on the team with eight tackles.
- Against Indianapolis (10/23), registered four tackles.
- At Houston (10/30), notched four tackles.
- At Kansas City (11/6), led the team with 12 tackles.
- Against Denver (11/13), posted three tackles.
- At Green Bay (11/17), registered six tackles.
- Against Cincinnati (11/27), collected seven tackles.
- At Philadelphia (12/4), started his 100th career game at safety and tied for the team lead with seven tackles.
- Against Jacksonville (12/11), posted three tackles and tied for the team lead with two passes defended. Broke up a pass intended for Evan Engram in the first stanza. Deflected another pass intended for Engram in the opening quarter.
- At L.A. Chargers (12/18), recorded five tackles with an interception. Stepped in front of a Justin Herbert pass intended for Mike Williams for an interception deep in Titans' territory in the third quarter. With his 25th career interception, he tied Michael Griffin and Ken Houston (25) for eighth place all-time for the franchise.
- Against Houston (12/24), notched eight tackles and a quarterback pressure. Registered a special teams tackle on coverage units.
- Against Dallas (12/29), collected six tackles and two interceptions, logging his fourth career multi-interception game. With his 26th and 27th career interceptions, tied for fourth place on the franchise's all-time interceptions list. Intercepted a bobbled Dak Prescott pass intended for Peyton Hendershot in the second quarter. Collected his second interception of the evening by stepping in front of a Prescott pass intended for Dalton Schultz late in the second stanza.
- At Jacksonville (1/7), totaled four tackles. Registered a special teams tackle on coverage units.

2021 (17/17, 1/1): Named Associated Press first-team All-Pro and selected to his second career Pro Bowl. Started all 17 games at safety and tied for fourth in the NFL with a team-leading five interceptions. Led the team with 88 tackles and ranked second on the squad 13 passes defended. Notched a sack, two quarterback pressures, two forced fumbles and a fumble returned for a touchdown. Started the postseason contest and registered three tackles. Ranks third in the NFL with 23 regular season interceptions since the beginning of the 2017 season. Named AFC Defensive Player of the Month for October after registering 27 tackles, three interceptions, including one returned for a touchdown, a fumble recovery for a touchdown, a forced fumble and seven passes defended. Led or tied for the team lead in passes defended five times (vs. IND, at NYJ, at JAX, vs. BUF, at IND). Led the team in tackles once (at NE). Led the team in sacks once (at NE). Tied for the team lead in quarterback pressures once (at NE). Recorded his first career touchdown on a fumble return at Jacksonville (10/10/21). Posted his first career pick six at L.A. Rams (11/7/21).

- Against Arizona (9/12), started at safety and collected two tackles and an interception. Intercepted a Kyler Murray pass intended for Demetrius

Harris and returned it 12 yards on third-and-three early in the third quarter.

- Against Indianapolis (9/26), tallied five tackles and a team-best two passes defended. Defended a pass intended for Zach Pascal at the goalline in the third quarter. Broke up a pass intended for Pascal over the middle late in the fourth quarter.
- At Jacksonville (10/10), compiled 11 tackles, an interception, another pass defended and a fumble return for a touchdown. Became the ninth player in Titans/Oilers history with a fumble return for a touchdown and an interception in the same game. Gave the Titans an early 7-0 lead by recovering a Dan Arnold fumble that was forced by Elijah Molden and returning 30 yards for a touchdown early in the first quarter. Broke up a pass intended for Marvin Jones Jr. in the end zone in the fourth quarter. Ended the game with an interception of Trevor Lawrence in the end zone. With his 20th career interception, he moved past Keith Bulluck (19) and Miller Farr (19) for sole possession of 15th place on the franchise's career interception list.
- Against Buffalo (10/18), registered two tackles and an interception. Intercepted a Josh Allen pass that was deflected by Denico Autry and returned it to the Bills' 11-yard line in the second quarter. With an interception in back-to-back games, it marked the fourth time in his career he intercepted at least one pass in consecutive contests.
- Against Kansas City (10/24), collected four tackles with a forced fumble. Forced a Patrick Mahomes fumble that was recovered by Matthias Farley at the Titans' 48-yard line late in the second quarter.
- At Indianapolis (10/31), posted four tackles and three passes defended, including an interception. Batted down a pass intended for Michael Pittman Jr. in the end zone in the first quarter. Broke up a pass intended for Mo Alie-Cox in the third quarter. Set up the Titans' game-winning field goal in overtime by intercepting a Carson Wentz pass intended for Pittman Jr. and returning it 14 yards to the Colts' 32-yard line.
- At L.A. Rams (11/7), tallied three tackles and an interception return for a touchdown. Increased the Titans lead to 14-3 by intercepting a Matthew Stafford pass intended for Robert Woods and returning 24 yards for a touchdown for his first career pick six. Logged his fifth consecutive game with either an interception, forced fumble or fumble recovery.
- Against New Orleans (11/14), collected five tackles with a pass defended. Ended a Saints' drive by breaking up a third-and-seven pass intended for Kevin White late in the third quarter.
- Against Houston (11/21), totaled seven tackles. Registered his 500th career tackle.
- At New England (11/28), led the team with 12 tackles, including his first sack of the season. Teamed with Monty Rice to stuff Damien Harris for no gain on a rush up the middle in the first quarter. Halted a Patriots' drive by sacking Mac Jones for an 11-yard loss on third-and-eight in the third quarter.
- Against Jacksonville (12/12), posted five tackles and a pass defended in the shutout victory. Broke up a deep pass intended for James O'Shaughnessy on a trick play in the third quarter.
- Against San Francisco (12/23), tallied six tackles with a forced fumble while helping limit All-Pro tight end George Kittle to just two receptions for 21 yards. Forced a JaMycal Hasty fumble that went out of bounds in the fourth quarter.
- Against Cincinnati (1/22), started his seventh career postseason contest and posted three tackles.

2020 (16/16, 1/1): Started all 16 games at safety and led the team with a career-high 111 tackles. Posted an interception, two quarterback pressures, a stop for loss, seven passes defended and a forced fumble. Started the postseason contest and collected five tackles and a pass defended. Led or tied for the team lead in tackles four times in 2020 (at DEN, vs. IND, at JAX, at GB). Led or tied for the team lead in passes defended three times in 2020 (at DEN, at CIN, vs. DET). Tied for the team lead in quarterback pressures once in 2020 (at CIN).

- At Denver (9/14), started at safety and led the team with nine tackles. Also posted his first career forced fumble and a pass defended. Gave the Titans offense great field position by forcing a Melvin Gordon III fumble that was recovered by Jeffery Simmons at the Broncos' 23-yard line early in the second quarter. Stuffed Gordon III for no gain on a rush off left end in the final stanza. Broke up a pass intended for Noah Fant late in the fourth quarter.
- At Minnesota (9/27), started at safety and registered four tackles and a pass defended. Sealed the victory by popping loose a deep pass intended for Adam Thielen that was then intercepted by Amani Hooker late in the fourth quarter.
- Against Houston (10/18), started at safety and produced eight tackles.

Stopped Brandin Cooks for no gain on a short pass near the goalline in the third quarter. Teamed with Jayon Brown to stonewall David Johnson for a two-yard loss on a rush off right tackle in the third stanza.

- Against Indianapolis (11/12), started at safety and led the team with 10 tackles. Teamed with Kenny Vaccaro to stuff Jonathan Taylor for no gain on a rush off left guard in the third quarter.
- At Baltimore (11/22), started at safety and totaled seven tackles and a pass defended. Broke up a pass intended for Mark Andrews in the end zone in the first quarter.
- At Jacksonville (12/13), started at safety and led the team with 11 tackles.
- Against Detroit (12/20), started at safety and produced 11 tackles, including his first interception of the season, a stop for loss and another pass defended. Teamed with David Long Jr. to stuff Adrian Peterson for a one-yard loss on a rush off left guard in the first quarter. Broke up a pass intended for T.J. Hockenson late in the first quarter. Intercepted a Chase Daniel pass intended for Danny Amendola late in the fourth quarter.
- At Green Bay (12/27), started at safety and tied for the team lead with nine tackles.
- Against Baltimore (1/10) in the Wild Card game, started at safety and posted five tackles, a pass defended and a quarterback pressure. Ended a Ravens' drive by breaking up a third-and-five pass intended for Mark Andrews in the first quarter.

2019 (16/16, 3/3): Started all 16 games for the third consecutive season and led the team and tied for fourth in the NFL with five interceptions. Tied for second on the squad with 10 passes defended. Also posted 91 tackles, including two stops for loss, a quarterback pressure and five special teams tackles. Also caught one pass for 11 yards in 2019. Started all three postseason contests and registered 20 tackles, an interception and a special teams tackle. Led or tied for the team lead in passes defended four times (at ATL, vs. BUF, at IND, at HOU).

- At Cleveland (9/8), collected seven tackles and an interception. Intercepted a Baker Mayfield pass intended for Odell Beckham Jr. and returned it 28 yards early in the fourth quarter.
- At Atlanta (9/29), registered eight tackles and a team-best two passes defended. Broke up a pass intended for Austin Hooper late in the third quarter.
- Against Buffalo (10/6), notched seven tackles and two passes defended, including an interception. Set up the Titans' touchdown by intercepting a Josh Allen third-and-five pass in the third quarter. Halted a Bills' drive by knocking down a third-and-six pass intended for Dawson Knox late in the third quarter.
- At Denver (10/13), recorded three tackles and an interception. Notched a special teams tackle on coverage units. Halted a Broncos' drive by intercepting Joe Flacco's deep pass intended for Noah Fant and returning it 25 yards in the third quarter.
- Against L.A. Chargers (10/20), posted eight tackles and a pass defended. Posted his first career reception on a fake punt. Halted the Chargers' opening drive by breaking up a fourth-and-two pass intended for Hunter Henry. Extended the Titans' opening scoring drive with an 11-yard reception from Brett Kern on the fake punt on fourth-and-eight in the opening stanza.
- Against Jacksonville (11/24), notched a season-high 11 tackles and a special teams tackle on coverage units.
- At Indianapolis (12/1), posted four tackles, an interception and a quarterback pressure. Intercepted a Jacoby Brissett pass and returned it 21 yards to the Colts' 14-yard line setting up a Titans' field goal in the third quarter.
- At Houston (12/29), recorded six tackles and an interception. Intercepted an A.J. McCarron pass intended for Jordan Akins late in the fourth quarter.
- At New England (1/4), posted five tackles. Tied for the team lead with a special teams tackle on coverage units.
- At Baltimore (1/11), recorded 11 tackles and an interception. Intercepted a Lamar Jackson pass intended for Mark Andrews and returned it 31 yards setting up the Titans' opening touchdown in the first quarter. Stuffed Andrews for no gain on a short pass in the right flat early in the fourth quarter.
- At Kansas City (1/19), registered four tackles.

2018 (16/16): Started all 16 games for the second consecutive season and led the team with four interceptions. Ranked third on the team with 96 tackles and 10 passes defended. Collected two sacks, four quarterback pressures and six special teams tackles. Also posted a 66-yard touchdown pass on a fake punt. Led the team in tackles once (vs. WAS). Tied for the team lead in passes defended six times (at MIA, vs. PHI, at DAL, vs. NE, at NYG, vs. WAS). Tied for the team lead in quarterback pressures once (vs.

NYJ). Tied for the team lead in sacks once (at NYG). Set a career-high with 16 tackles against Washington (12/22/18).

- Against Houston (9/16), tallied four tackles. Gave the Titans a 7-0 lead with a 66-yard touchdown pass to Dane Cruikshank on a fake punt early in the first quarter. It was the longest touchdown pass by a defensive player in the Super Bowl era. Byard became the first primarily defensive player in franchise history to record a touchdown pass. Posted a special teams stop on coverage units.
- Against Philadelphia (9/30), tied a then career-high with 10 tackles, and added a quarterback pressure and a pass defended.
- Against Baltimore (10/14), amassed five tackles, an interception and two quarterback pressures. Registered two special teams stops on coverage units. Teamed with Jayon Brown to stop Hayden Hurst for no gain on a jet sweep in the first quarter. Collected his first interception of the season on a Joe Flacco pass that was deflected by Logan Ryan late in the second quarter.
- At Dallas (11/5), posted five tackles with an interception. Stuffed Ezekiel Elliott for a one-yard loss on a rush off right end early in the first quarter. Halted a potential Cowboys' scoring drive by intercepting a pass intended for Amari Cooper in the back of the end zone in the first quarter.
- Against New England (11/11), notched five tackles and two passes defended. Halted a Patriots' drive by knocking down a third-and-four pass intended for Jacob Hollister in the third quarter.
- Against Jacksonville (12/6), amassed three tackles, including a sack and a quarterback pressure. Ended a Jaguars' drive by sacking Cody Kessler for an eight-yard loss on third-and-nine in the first quarter.
- At N.Y. Giants (12/16), posted three tackles, including a sack, an interception and another pass defended in the Titans' first shutout win since 2000. Collected a special teams tackle on coverage units. Ended the first half by sacking Eli Manning for a 10-yard loss on third-and-10. Halted a potential Giants' scoring drive by intercepting an Eli Manning pass intended for Russell Shepard on third-and-20 in the third quarter. Sealed the shutout by breaking up a fourth-and-goal pass intended for Evan Engram late in the fourth quarter.
- Against Washington (12/22), led the team with a career-best 16 tackles, an interception and another pass defended. Broke up a deep pass over the middle intended for Michael Floyd in the third quarter. Intercepted a Josh Johnson third-and-three pass intended for Josh Doctson late in the fourth quarter.

2017 (16/16, 2/2): Selected first-team Associated Press All-Pro at safety and named to his first career Pro Bowl. Started all 16 games and tied for the NFL lead with eight interceptions. Ranked second on the team with 18 passes defended and third on the squad with a career-high 87 tackles. Notched three quarterback pressures, four tackles for loss and two fumble recoveries. Started both postseason contests and led the team with 16 tackles. Named AFC Defensive Player of the Week after tallying eight tackles and two interceptions against Jacksonville (12/31/17). Named AFC Defensive Player of the Week after tying a single-game franchise record with three interceptions at Cleveland (10/22/17). His eight interceptions in 2017 were the most by any franchise player since Oilers cornerback Richard Johnson picked off eight passes in 1990. Collected his first career NFL interception at Houston (10/1/17). Tied a career-high with 10 tackles at Houston (10/1/17). Led or tied for the team lead in passes defended six times (at JAX, at HOU, at CLE, vs. CIN, at PIT, vs. JAX).

- At Jacksonville (9/17), collected nine tackles and a pass defended. Combined with Derrick Morgan to stonewall Leonard Fournette for no gain on a rush off left end in the second quarter. Halted a Jaguars' drive by batting down a pass intended for Mercedes Lewis on third-and-14 in the third quarter.
- At Houston (10/1), tied a career-high with 10 tackles while posting a team-best two passes defended, including his first career interception. Broke up a pass intended for DeAndre Hopkins in the second quarter. Halted a potential Texans' scoring drive by intercepting a Deshaun Watson pass intended for DeAndre Hopkins just before halftime.
- At Miami (10/8), totaled four tackles, including two stops for loss and a fumble recovery. Stuffed Jarvis Landry for no gain on a short pass in the first quarter. Recovered a Jay Ajayi fumble that was forced by Adoree' Jackson and returned it six yards in the second quarter. Stuffed Ajayi for a one-yard loss on a rush off right guard in the final stanza.
- At Cleveland (10/22), named AFC Defensive Player of the Week after posting two tackles, including a stop for loss and a career-high three interceptions. Tied a single-game franchise record with three interceptions and the feat had only happened nine previous times in team annals. Stonewalled Duke Johnson for a three-yard loss on a short pass in the

second quarter. Halted a potential Browns' scoring drive by intercepting a DeShone Kizer pass intended for Rashard Higgins late in the second quarter. Intercepted Kizer for a second time by jumping in front of a pass intended for Bryce Treggs early in the third quarter. Collected his third interception of the afternoon by picking off a Cody Kessler pass intended for David Njoku on third-and-13 in the fourth quarter.

- Against Baltimore (11/5), collected six tackles, two interceptions and another pass defended. With three interceptions at Cleveland and two interceptions against the Ravens, became the first player in franchise history to record five interceptions in a two-game span. Intercepted a Joe Flacco pass intended for Breshad Perriman after Logan Ryan deflected the ball in the first quarter. Hauled in his second interception of the afternoon by picking off a deep pass intended for Benjamin Watson early in the third quarter. Batted down a deep pass intended for Mike Wallace in the end zone late in the fourth quarter.
- At Indianapolis (11/26), registered four tackles and a fumble recovery. Set up the Titans' first touchdown by pouncing on a Marlon Mack fumble on the Colts' four-yard line in the third quarter.
- Against Jacksonville (12/31), named AFC Defensive Player of the Week after tallying eight tackles and two interceptions. Picked off a Blake Bortles pass intended for Allen Hurns on third-and-nine early in the fourth quarter. Sealed the victory by intercepting a Bortles pass intended for James O'Shaughnessy with 10 seconds left in the game.
- At Kansas City (1/6), started at safety and recorded six tackles in his first career postseason game. Stuffed Kareem Hunt for no gain on a short pass in the left flat in the second quarter.
- At New England (1/13), started at safety and finished second on the team with 10 tackles. Teamed with Avery Williamson to stop James White for no gain on a rush up the middle early in the second quarter.

2016 (16/7): Played in all 16 games with seven starts as a rookie and finished fifth on the team with 63 tackles. Ranked second on the squad with 10 special teams tackles. Collected a sack, five tackles for loss, three quarterback pressures and four passes defended. Led or tied for the team lead in tackles twice in 2016 (at SD, vs. GB). Tied for the team lead in passes defended twice in 2016 (vs. IND, at SD). Led or tied for the team lead in special teams tackles seven times in 2016 (vs. MIN, at DET, at MIA, vs. JAX, at SD, at CHI, vs. DEN). Appeared in his first career NFL game against Minnesota (9/11/16). Made his first NFL start at safety against Green Bay (11/13/16).

- Against Minnesota (9/11), made his NFL debut as a reserve safety and collected four tackles, including a stop for loss. Notched a special teams tackle on coverage units. Burst through the line and stuffed Adrian Peterson for a five-yard loss on a rush off right tackle at the end of the third quarter.
- Against Jacksonville (10/27), played significant snaps as a reserve at safety and posted five tackles, including two stops for loss. Tied for the team lead with a special teams tackle. Pounced on Chris Ivory for no gain after the running back recovered his own fumble late in the first quarter. Stuffed Blake Bortles for a one-yard loss on a rush off left end in the final quarter.
- At San Diego (11/6), saw significant action as a reserve at safety and tied for the team lead with a career-best 10 tackles, including a stop for loss and a pass defended. Tied for the team lead with a special teams tackle on coverage units. Ended a Chargers' drive by breaking up a third-and-two pass intended for Antonio Gates late in the second quarter. Stuffed Melvin Gordon for a two-yard loss on a rush off left guard late in the second quarter.
- Against Green Bay (11/13), made his first career NFL start at safety and notched a team-leading nine tackles, including a sack. Ended a Packers' drive by registering his first career sack when he dropped Aaron Rodgers for an eight-yard loss on third-and-eight in the opening stanza.
- At Chicago (11/27), started at safety and registered seven tackles. Led the team with two special teams tackles on coverage units. Defended a deep pass intended for Cameron Meredith in the fourth quarter.
- Against Denver (12/11), started at safety and collected five tackles, two quarterback pressures and a pass defended. Tied for the team lead with a special teams stop.
- Against Houston (1/1), started at safety and registered five tackles, including a stop for loss and a pass defended. Broke up a pass intended for Alfred Blue in the first quarter. Stuffed Jonathan Grimes for no gain on a rush off left tackle on the final play of the first quarter. Stuffed Alfred Blue for no gain on a third-and-goal rush off right tackle in the fourth quarter.

COLLEGE:

- During a four-year career at Middle Tennessee State, he appeared in 49

games and notched 46 starts at safety. He set school records with 19 career interceptions, 377 interception return yards and four interception returns for touchdowns. He finished sixth in MTSU history with 312 career tackles. In 49 career games, he had a hand in 25 turnovers (19 interceptions, five forced fumbles and one fumble recovery). Had 17 additional career passes defended and five tackles for loss. He was twice named first-team All-Conference USA.

- As a senior (2015), appeared in 12 games with nine starts as a permanent team captain. Ranked fourth on the team with 66 tackles and led the squad with four interceptions and six additional pass breakups. Ranked second among safeties with 718 snaps played. Named first-team All-Conference USA for the second consecutive season. Against North Texas on Nov. 21, 2015, he set the Middle Tennessee State record with his 18th career interception. He picked off another pass the following week to finish his career with 19 interceptions.
- As a junior (2014), played and started all 12 games and led the team with six interceptions. Ranked fourth on the team with 66 tackles, including three tackles for loss, and added four pass breakups, two forced fumbles and a blocked kick. Ranked seventh nationally and first in Conference USA in interceptions. Played a team-high 980 snaps. Named first-team All-Conference USA.
- As a sophomore (2013), played and started all 13 games. Registered a career-best 106 tackles to finish second on the team. Led the team with five interceptions. Also finished with an additional five pass breakups, a forced fumble and a fumble recovery. Equaled his own school mark with two interceptions returned for touchdowns. Led the team with 996 snaps played. Voted honorable mention All-Conference USA.
- As a redshirt freshman (2012), started all 12 games and led the team with four interceptions. Tied for third on the team with 74 tackles and added two pass breakups, two forced fumbles and a hurry. Equaled the school record with two interception returns for touchdowns and set the single-season record for interception return yards with 167. Led the entire team with 925 total snaps played and had 80 or more snaps four times. Named FWAA Freshman All-American, second-team All-SBC. Against Troy (11/24), forced three turnovers in win with two interceptions and a forced fumble to go with a pass breakup and six tackles. Second pick went for 77 yards and game-winning score late in fourth quarter. Named the SBC Defensive Player of the Week and the College Performance Awards National Defensive Back of the Week.
- As a freshman (2011), redshirted.
- Graduated in May 2015 with a degree in liberal studies.

PERSONAL:

- He splits time between Nashville and Lithonia, Ga., with his wife, Clarke, their daughter, Eliana, and their son, Kevin Leon Byard IV.
- Attended M.L. King (Lithonia, Ga.), where as a senior he totaled 94 tackles, two interceptions, two blocked punts, and two fumble recoveries on defense. On offense, he recorded 35 receptions for 723 yards and six touchdowns, as well as 245 rushing yards and two rushing touchdowns. Also returned 12 kickoffs for 350 yards and a touchdown.
- Voted Class AAAAA first-team all-state by the Atlanta Journal Constitution and the Associated Press. Earned all-region honors on offense and defense, while also garnering all-area and all-county accolades.
- Also lettered in track as a high school athlete.
- Byard has three brothers and three sisters and is the second oldest of the group.
- List of favorites: (TV show) "Martin"; (movie) "Wolf of Wall Street" and "Paid in Full"; (musician or band) Future; (food) Philadelphia cheesesteaks and hot wings; (childhood sports teams) Philadelphia 76ers; (athlete as a child) Allen Iverson; and (guilty pleasure) late-night snacks.
- Follow Byard on Twitter at @KevinByard.
- Follow Byard on Instagram at @kb31_savage.
- Born Kevin Leon Byard Jr. on Aug. 17, 1993 in Philadelphia, Pa.

KEVIN BYARD'S NFL STATISTICS

REGULAR SEASON				TACKLES							INTERCEPTIONS					FUMBLES			
Year	Team	GP	GS	Tot	Solo	Asst	Sk	Yds	QBP	TFL	No	Yds	Lg	TD	PD	FF	FR	Yds	SpT
2016	Tennessee	16	7	63	42	21	1.0	8.0	3	5	0	0	0	0	4	0	0	0	10
2017	Tennessee	16	16	87	64	23	0.0	0.0	3	4	8	130	33	0	18	0	2	6	0
2018	Tennessee	16	16	96	64	32	2.0	18.0	4	0	4	1	1	0	10	0	0	0	6
2019	Tennessee	16	16	91	57	34	0.0	0.0	1	2	5	79	28	0	10	0	0	0	5
2020	Tennessee	16	16	111	79	32	0.0	0.0	2	1	1	0	0	0	7	1	0	0	0
2021	Tennessee	17	17	88	57	31	1.0	11.0	2	1	5	66	24t	1	13	2	1	30t	0
2022	Tennessee	17	17	106	69	37	0.0	0.0	2	0	4	57	28	0	6	0	0	0	1
NFL Totals		114	105	642	432	210	4.0	37.0	17	13	27	333	33	1	68	3	3	36	22

PLAYOFFS				TACKLES							INTERCEPTIONS					FUMBLES			
Year	Team	GP	GS	Tot	Solo	Asst	Sk	Yds	QBP	TFL	No	Yds	Lg	TD	PD	FF	FR	Yds	SpT
2017	Tennessee	2	2	16	14	2	0.0	0.0	0	0	0	0	0	0	0	0	0	0	0
2019	Tennessee	3	3	20	15	5	0.0	0.0	0	0	1	31	31	0	1	0	0	0	1
2020	Tennessee	1	1	5	2	3	0.0	0.0	1	0	0	0	0	0	1	0	0	0	0
2021	Tennessee	1	1	3	3	0	0.0	0.0	0	0	0	0	0	0	0	0	0	0	0
NFL Totals		7	7	44	34	10	0.0	0.0	1	0	1	31	31	0	2	0	0	0	1

Single-Game Highs

Tackles - 16 vs. Washington (12/22/18)
 Interceptions - 3 at Cleveland (10/22/17)
 Sacks - 1 (Four times, last at New England 11/28/21)
 Tackles for Loss - 2 (Twice, last at Miami 10/8/17)
 Quarterback Pressures - 2 (Twice, last at New England 12/11/16)
 Forced Fumble - 1 (Three times, last vs. San Francisco 12/23/21)
 Fumble Recovery - 1 (Three times, last at Jacksonville 10/10/21)
 Passes Defensed - 3 (Four times, last at Indianapolis 10/31/21)
 Special Teams Tackles - 2 (Three times, last vs. Baltimore 10/14/18)

Playoff Single-Game Highs

Tackles - 11 at Baltimore (1/11/20)
 Interceptions - 1 at Baltimore (1/11/20)
 Passes Defensed - 1 (Twice, last vs. Baltimore 1/10/21)
 Special Teams Tackles - 1 at New England (1/4/20)

Additional Statistics

Pass Attempts - 1 for 66 yards and a touchdown vs. Houston (9/16/18)
 Receptions - 1 for 11 yards vs. L.A. Chargers (10/20/19)
 Touchdowns - 2 (30-yard fumble return at Jacksonville, 10/10/21; 24-yard interception return at L.A. Rams, 11/7/21)



45 CHANCE CAMPBELL

LINEBACKER • 6'2" • 232 LBS • COLLEGE: MISSISSIPPI
ACQUIRED: 6TH ROUND - 2022 • NFL EXPERIENCE (NFL/TITANS): ROOKIE
HOMETOWN: ELLICOTT CITY, MD.
GAMES PLAYED/GAMES STARTED: 0/0 (PLAYOFFS: 0/0)



PRO: The Titans selected Chance Campbell in the sixth round (219th overall) of the 2022 NFL Draft. The 6-foot-2-inch, 232-pound defender possesses the aggressive instincts required to compete at the NFL level. The Ellicott City, Md., native played one season at Ole Miss (2021) where he started all 13 games and led the team with 109 tackles. He added six sacks, 11 quarterback pressures, 12.5 tackles for loss, two passes defended, three forced fumbles and led the SEC with three fumble recoveries while with the Rebels. Campbell transferred to Ole Miss from Maryland where he played three seasons (2018-20) and amassed 107 tackles, 1.5 sacks, 10 tackles for loss, one interception, four passes defended, one forced fumble and one fumble recovery in 25 games.

CAREER HIGHLIGHTS:

- In 2021, Campbell led Mississippi with 109 tackles on the season, led the SEC and ranked third nationally with three fumble recoveries, and ranked second in the SEC with three forced fumbles.

TITANS TIDBITS:

- Prior to transferring to Mississippi, Campbell played three seasons at Maryland and was teammates with fellow 2022 draft pick Chig Okonkwo.
- Participated in Uplifting Athletes and Reps for Rare Diseases at the Combine, raising over \$9,000 on the broad jump (10 feet, 7 inches). It was the most money raised of any participating player.
- During COVID, Campbell tried to learn how to play the guitar, but is "awful at it."
- Despite only being in Mississippi for six months, Campbell said the transfer was "fantastic" for him to get familiarized with uprooting and moving somewhere new. "I lived in Maryland my entire life, so going away to a new town and living off by yourself and being around new people and having to kind of re-establish yourself, those are all things that I'm going to have to do at the next level. I got a pretty good test run at it and I think that set me up pretty well."
- Campbell excelled at lacrosse in high school and initially visited Maryland for lacrosse prior to committing to football. He even entertained being a dual-sport athlete at Maryland.
- His younger brother, Trace, joined Mississippi as a preferred walk-on in 2021.
- He is close friends with former Maryland teammate and current Los Angeles Rams running back Jake Funk.

CAREER TRANSACTIONS:

- The Ellicott City, Md., native was selected by the Titans in the sixth round (219th overall) of the 2022 NFL Draft.

SEASON RECAPS:

2022 (0/0): Placed on injured reserve on Sept. 9, 2022 and missed his entire rookie season.

COLLEGE:

- In one season at Mississippi (2021), Campbell started all 13 games and led the team with 109 tackles. He added six sacks, 11 quarterback pressures, 12.5 tackles for loss, two passes defended, three forced fumbles and led the SEC with three fumble recoveries while with the Rebels. Transferred to Mississippi from Maryland where he played three seasons (2018-20) and amassed 107 tackles, 1.5 sacks, 10 tackles for loss, one interception, four passes defended, one forced fumble and one fumble recovery in 25 games.

AS A SENIOR (2021), started all 13 games in his first season with the Rebels. Led the team with 109 tackles, and also posted six sacks, 11 quarterback pressures, 12.5 tackles for loss, two passes defended, led the SEC and ranked third nationally with three fumble recoveries, and ranked second in the SEC with three forced fumbles. Transferred to Mississippi from Maryland.

- At Alabama (10/2), notched 10 tackles, one sack and 1.5 tackles for loss.
- At Mississippi State (11/25), tallied a season-high 12 tackles.

AS A JUNIOR (2020), saw action in five games and made four starts. Led the squad with 43 tackles and added 1.5 sacks, 5.5 tackles for loss and one fumble recovery returned for a touchdown. Earned All-Big Ten honorable mention recognition.

- At Northwestern (10/24), led the team with a career-best 15 tackles and 1.5 tackles for loss.

AS A SOPHOMORE (2019), played in 10 games and made two starts. Amassed 54 tackles, 4.5 tackles for loss, one interception, four passes defended and one forced fumble.

AS A FRESHMAN (2018), saw action in 11 games and registered 10 tackles.

- Graduated from Maryland in 2021 with a degree in finance and pursued a master's degree in higher education at Mississippi.

PERSONAL:

- Attended Calvary Hall (Md.) High School where he was a consensus three-start recruit.
- Was a first-team All-MIAA A conference selection as a junior.
- Rated the 20th overall player in the state of Maryland by Rivals.
- Also played lacrosse and helped lead his team to a MIAA conference title as a junior.
- Son of Rick and Kati Campbell.
- Has two brothers and one sister.
- Follow Campbell on Twitter and Instagram @ccam42.
- Born Chance Dixon Campbell on Oct. 8, 1999 in Ellicott City, Md.



23 TRENTON CANNON

RUNNING BACK • 5'11" • 185 LBS • COLLEGE: VIRGINIA STATE
ACQUIRED: UNRESTRICTED FREE AGENT (SF) - 2022
NFL EXPERIENCE (NFL/TITANS): 5/1 • HOMETOWN: HAMPTON, VA.
GAMES PLAYED/GAMES STARTED: 48/0 (PLAYOFFS: 1/0)



PRO: The Titans signed Trenton Cannon during the 2022 offseason to add depth and special teams experience to the running back corps. The Virginia State product was originally a 2018 sixth-round selection of the N.Y. Jets. The 5-foot-11-inch, 185-pounder is a versatile back that also excels on special teams units. Cannon led the Jets with 16 special teams tackles as a rookie and ranked second on the San Francisco 49ers with 10 special teams stops in 2021. He has also spent time with the Carolina Panthers and Baltimore Ravens during his NFL career.

CAREER HIGHLIGHTS:

- In 2021, Cannon saw action in just 11 games with the 49ers, but finished second on the squad with 10 special teams tackles.
- In 2018, Cannon led the Jets with 16 special teams tackles, becoming the first rookie to lead the Jets in special teams tackles since 2011. He finished tied for second among all NFL running backs in special teams tackles.

TITANS TIDBITS:

- Cannon was selected in the sixth round of the 2018 NFL Draft, becoming the first player from Virginia State drafted in over 20 years.

CAREER TRANSACTIONS:

- The Hampton, Va., native was originally selected by the N.Y. Jets in the sixth round (204th overall) of the 2018 NFL Draft.
- Waived by the Jets on Aug. 3, 2020.
- Claimed off waivers by the Carolina Panthers on Aug. 4, 2020.
- Waived by the Panthers on Sept. 2, 2021.
- Signed by the Baltimore Ravens as a free agent on Sept. 8, 2021.
- Waived by the Ravens on Sept. 14, 2021.
- Claimed off waivers by the San Francisco 49ers on Sept. 15, 2021.
- Signed by the Titans as an unrestricted free agent on March 16, 2022.
- Released by the Titans on Aug. 30, 2022 and signed to the team's practice squad a day later.
- Activated from the practice squad to the active roster standard elevation on Sept. 10, 2022.
- Signed by the Titans to the team's active roster off of the practice squad on Sept. 12, 2022.

SEASON RECAPS:

2022 (2/0 - Tennessee): Appeared in two games as a reserve in his first season with the Titans. Returned two kickoffs for 33 yards and collected two special teams stops on coverage units. Placed on injured reserve on Sept. 21 and missed the remaining 15 games.

- Against N.Y. Giants (9/11), made his Titans debut as a reserve on special teams. Posted two special teams tackles on coverage units and returned two kickoffs for 33 yards.
- At Buffalo (9/19), saw action as a reserve on the opening kickoff, but left the game with an injury after that play.

2021 (1/0 - Baltimore; 11/0, 1/0 - San Francisco): Saw action in the Ravens' regular season opener and rushed twice for five yards, while collecting a special teams tackle. Released by the Ravens and claimed off waivers by the 49ers. Played in 11 games as a reserve with the 49ers and ranked second on the squad with 10 special teams stops. Placed on injured reserve on Dec. 11 and missed the final five regular season contests and the first two playoff games before playing in his first career postseason contest in the NFC Championship Game.

2020 (14/0 - Carolina): Played in 14 games as a reserve primarily on

special teams. Registered 10 kickoff returns for an average of 29.8 yards per return and posted six special teams tackles. Collected 28 rushing yards and 16 receiving yards. Was inactive for two contests.

- Against Chicago (10/18), rushed three times for 12 yards and caught two passes for 15 yards.
- Against Tampa Bay (11/15), returned three kickoffs for 151 yards, including a career-long 98-yard return.

2019 (4/0 - N.Y. Jets): Saw action in four games as a reserve and posted five special teams tackles. Returned five kickoffs for 96 yards. Was inactive for three games before being placed on injured reserve on Nov. 1.

2018 (16/0 - N.Y. Jets): Played in all 16 games as a rookie and rushed 38 times for 113 yards, while catching 17 passes for 144 yards. Added a team-leading 16 special teams tackles, the most special teams tackles by a Jets running back since 2000 and the second most tackles among NFL running backs.

- Against Minnesota (10/21), posted career-highs with four catches and 69 receiving yards with a career-long 35-yard reception.
- At Buffalo (12/9), recorded his first career NFL touchdown on a four-yard run.

COLLEGE:

- Appeared in 32 games over three seasons at Virginia State after transferring from Shephard University following his freshman year. Totaled 4,035 rushing yards and 44 touchdowns during his career at Virginia State, topping the school's record books in both categories. Added 48 receptions for 610 yards and seven touchdowns.
- As a senior (2017), appeared in 11 games, breaking Virginia State's single-season rushing record for the third consecutive season after totaling 1,638 yards and 17 touchdowns while also hauling in 21 receptions for 225 yards and three scores. Also returned kickoffs, averaging 32.8 yards per return.
- Led his team to a CIAA Championship and earned All-CIAA honors for the second time as a senior. Received the Lanier Award, given to the top Division II/Division III player in the state of Virginia.
- As a junior (2016), played in 11 games, earning All-CIAA Honors after totaling 1,214 rushing yards and a career-high 18 rushing touchdowns. Posted 203 receiving yards and two receiving touchdowns.
- As a sophomore (2015), broke Virginia State's record for single-season rushing yards (he would later break the record in 2016 and 2017), posting 1,183 yards and nine touchdowns on the ground and nine catches for 182 yards and two receiving touchdowns.
- As a true freshman (2014), appeared in six games at Shephard University (W.Va.) and recorded 216 rushing yards and two touchdowns rushing and three receptions for 28 yards.
- Majored in criminal justice at Virginia State.

PERSONAL:

- Attended Kecoughtan (Hampton, Va.) High School.
- Follow Cannon on Twitter and Instagram at @cannon25.
- Born Trenton Cannon on July 23, 1994 in Hampton, Va.

TRENTON CANNON'S RETURN GAME-BY-GAME

2022 Tennessee Titans				PUNT RETURNS					KICKOFF RETURNS										
Date	Opp	W-L	P/S	No	FC	Yds	Avg	Lg	TD	No	Yds	Avg	Lg	TD					
Sept 11	NYG	L	p	0	0	0	-	0	0	2	33	16.5	19	0	Nov 27	Cin	L	IR	
Sept 19	@ Buf	L	p	0	0	0	-	0	0	0	0	-	0	0	Dec 4	@ Phi	L	IR	
Sept 25	LV	W	IR												Dec 11	Jax	L	IR	
Oct 2	@ Ind	W	IR												Dec 18	@ LAC	L	IR	
Oct 9	@ Was	W	IR												Dec 24	Hou	L	IR	
Oct 23	Ind	W	IR												Dec 29	Dal	L	IR	
Oct 30	@ Hou	W	IR												Jan 7	@ Jax	L	IR	
Nov 6	@ KC	L	IR												Totals				
Nov 13	Den	W	IR													7-10	2/0	0	0
Nov 17	@ GB	W	IR																0
																			2
																			33
																			16.5
																			19
																			0

TRENTON CANNON'S NFL STATISTICS

REGULAR SEASON		RUSHING							RECEIVING				
Year	Team	GP	GS	Att	Yds	Avg	Lg	TD	No	Yds	Avg	Lg	TD
2018	N.Y. Jets	16	0	38	113	3.0	21	1	17	144	8.5	35	0
2019	N.Y. Jets	4	0	0	0	-	0	0	0	0	-	0	0
2020	Carolina	14	0	10	33	3.3	13	0	3	16	5.3	19	0
2021	BAL/SF	12	0	3	4	1.3	3	0	0	0	-	0	0
2022	Tennessee	2	0	0	0	-	0	0	0	0	-	0	0
NFL Totals		48	0	51	150	2.9	21	1	20	160	8.0	35	0

REGULAR SEASON		PUNT RETURNS					KICKOFF RETURNS					
Year	Team	No	FC	Yds	Avg	Lg	TD	No	Yds	Avg	Lg	TD
2018	N.Y. Jets	0	1	0	-	0	0	1	20	20.0	20	0
2019	N.Y. Jets	0	0	0	-	0	0	5	96	19.2	28	0
2020	Carolina	0	0	0	-	0	0	10	298	29.8	98	0
2021	BAL/SF	0	0	0	-	0	0	16	328	20.5	68	0
2022	Tennessee	0	0	0	-	0	0	2	33	16.5	19	0
NFL Totals		0	1	0	-	0	0	34	775	22.8	98	0

PLAYOFFS		RUSHING							RECEIVING				
Year	Team	GP	GS	Att	Yds	Avg	Lg	TD	No	Yds	Avg	Lg	TD
2021	San Francisco	1	0	0	0	-	0	0	0	0	-	0	0
NFL Totals		1	0	0	0	-	0	0	0	0	-	0	0

Single-Game Highs

Rushes - 7 vs. Houston (12/15/18)
 Rushing Yards - 30 vs. Buffalo (11/11/18)
 Long Rush - 21 vs. Buffalo (11/11/18)
 Rushing Touchdowns - 1 at Buffalo (12/9/18)
 Receptions - 4 vs. Minnesota (10/21/18)
 Receiving Yards - 69 vs. Minnesota (10/21/18)
 Long Reception - 35 vs. Minnesota (10/21/18)

Kickoff Returns - 3 (Six times, last vs. Indianapolis 10/24/21)
 Kickoff Return Yards - 151 vs. Tampa Bay (11/15/20)
 Kickoff Return Long - 98 vs. Tampa Bay (11/15/20)

Additional Career Statistics

Special Teams Tackles - 16 (2018), 5 (2019), 6 (2020), 11 (2021), **2 (2022)**
 Special Teams Fumble Recoveries - 1 (2019)



36 JULIUS CHESTNUT

RUNNING BACK • 5'11" • 228 LBS • COLLEGE: SACRED HEART
ACQUIRED: FREE AGENT - 2022 • NFL EXPERIENCE (NFL/TITANS): ROOKIE
HOMETOWN: BOWIE, MD.
GAMES PLAYED/GAMES STARTED: 6/0 (PLAYOFFS: 0/0)



PRO: The Titans signed Julius Chestnut as an undrafted free agent following the 2022 NFL Draft to provide depth to the running back rotation. The 5-foot-11-inch, 228-pounder possesses excellent play strength as a bigger-bodied running back and also adds value on special teams. The Bowie, Md., native logged 593 carries for 3,467 yards (5.8-yard avg.) and 29 touchdowns over four seasons at Sacred Heart (2018-21).

CAREER HIGHLIGHTS:

- In 2021, Chestnut averaged 205.2 all-purpose yards per contest, which ranked first in the FCS.
- As a sophomore in 2019, Chestnut set career-highs with 293 carries for 1,495 yards and 11 touchdowns. His 1,495 rushing yards were the second-most in program history and third-most in the nation.

TITANS TIDBITS:

- While at Sacred Heart, Chestnut interned for the school's athletic department and assisted with statistical analysis, marketing, and ticket sales.
- His father, Keith, owns a landscaping company. Throughout high school and college summer breaks, Chestnut would wake up at 5 a.m. to help load trucks and lay mulch.
- Despite having the opportunity enter the transfer portal and play for a larger program, Chestnut chose to remain at FCS-level Sacred Heart because of his relationships at the school and within the program. "Everybody thinks about it," Chestnut said. "But I was like, why would I leave a place where people love me and care about me? If I left, would I get the same love that I get here? I don't think so. The coaches care about me — and I care about them, as well. I've made a lot of good friends here, met a lot of good people, and there are a lot of connections I can make in the outside world from here. So I was like, no — no way I can do that."

CAREER TRANSACTIONS:

- The Bowie, Md., native was signed by the Titans as an undrafted free agent on May 13, 2022.
- Waived by the Titans on Oct. 1, 2022 and signed to the team's practice squad two days later.
- Activated from the practice squad to the active roster standard elevation on Dec. 3, 2022.
- Activated from the practice squad to the active roster standard elevation on Dec. 10, 2022.
- Signed by the Titans to their active roster from the practice squad on Dec. 17, 2021.

SEASON RECAPS:

2022 (6/0): Saw action in six games as a reserve at running back during his rookie campaign. Rushed nine times for 12 yards and caught three passes for 41 yards. Returned 10 kickoffs for 215 yards. Was inactive for the first three games of the season. Spent eight contests on the team's practice squad. Played in his first career NFL contest at Philadelphia (12/4/22).

- Against N.Y. Giants (9/11), was inactive.
- At Buffalo (9/19), was inactive.
- Against Las Vegas (9/25), was inactive.
- At Philadelphia (12/4), made his NFL debut as a reserve at running back and on special teams. Carried the ball five times for 13 yards.
- Against Jacksonville (12/11), played as a reserve at running back and caught two passes for eight yards out of the backfield. Returned two kickoffs for 53 yards with a long return of 33 yards.
- At L.A. Chargers (12/18), returned a pooched kickoff for six yards late in

the fourth quarter.

- Against Houston (12/24), returned four kickoffs for 85 yards.
- Against Dallas (12/29), played as a reserve at running back and rushed four times for minus one yard. Hauled in a reception for 33 yards. Returned one kickoff for 25 yards. Set up the Titans' first field goal with a 33-yard gain on a screen pass in the second quarter.
- At Jacksonville (1/7), saw action on special teams and returned two kickoffs for 46 yards.

COLLEGE:

- Appeared in 32 games over four seasons at Sacred Heart (2018-21) and logged 593 carries for 3,467 yards (5.8-yard avg.), including a career-long 86-yard carry, with 29 touchdowns. Made 28 receptions for 412 yards (14.7-yard avg.) and five scores. Added 10 kick returns for 108 yards and two punt returns for 10 yards.
- As a senior (2021), played in five games and posted 91 rushes for 542 yards (6.0-yard avg.) and three touchdowns. Recorded a season-long rush of 39 yards. Caught two passes for 15 yards.
- As a junior (2020), appeared in four games and rushed 93 times for 717 yards (7.7-yard avg.) and eight scores. Posted a season-long rush of 69 yards and averaged 205.2 all-purpose yards per contest which led the FCS. Added eight catches for 171 yards and three touchdowns including a career-long 60-yard reception. Earned first-team All-American recognition by AP and FCS. Named Northeast Conference Offensive Player of the Year.
- As a sophomore (2019), saw action in 12 games and set career-highs with 293 carries for 1,495 yards and 11 touchdowns. His 1,495 rushing yards were the second-most in program history and third-most in the nation. Logged a career-long 86-yard rush. Also caught a career-high 14 passes for a career-best 179 yards and two scores and added two punt returns for 10 yards. Earned third-team All-American recognition by AP and first-team All-NEC honors. Recorded 100-yard rushing games in nine contests.
- As a freshman (2018), played in 11 games and rushed 116 times for 713 yards with seven touchdowns. Rushed for a season-long gain of 75 yards. Made four catches for 47 yards and added 10 kick returns for 108 yards including a long of 29 yards. Also made six tackles and one forced fumble on defense. Named the NEC Offensive Rookie of the Year
- Graduated from Sacred Heart in May 2022 with a degree in economics.

PERSONAL:

- Attended Archbishop Spalding (Md.) High School where he carried the ball 133 times for 817 yards and 13 touchdowns as a senior.
- Son of Nichelle and Keith Chestnut.
- Has one older sister, Torri.
- Follow Chestnut on Instagram at @j.chestnut7 and on Twitter at @juliuschestnut.
- Born Julius Chestnut on Oct. 26, 2000 in Bowie, Md.

JULIUS CHESTNUT'S GAME-BY-GAME

2022 Tennessee Titans				RUSHING					RECEIVING							
Date	Opp	W/L	P/S	Att	Yds	Avg	Lg	TD	No	Yds	Avg	Lg	TD			
Sept 11	NYG	L	IA													
Sept 19	@ Buf	L	IA													
Sept 25	LV	W	IA													
Oct 2	@ Ind	W	PS													
Oct 9	@ Was	W	PS													
Oct 23	Ind	W	PS													
Oct 30	@ Hou	W	PS													
Nov 6	@ KC	L	PS													
Nov 13	Den	W	PS													
Nov 17	@ GB	W	PS													
Nov 27	Cin	L	PS													
Dec 4	@ Phi	L	p		5	13	2.6	5	0	0	0	-	0			
Dec 11	Jax	L	p		0	0	-	0	0	2	8	4.0	4			
Dec 18	@ LAC	L	p		0	0	-	0	0	0	0	-	0			
Dec 24	Hou	L	p		0	0	-	0	0	0	0	-	0			
Dec 29	Dal	L	p		4	-1	-0.3	1	0	1	33	33.0	33			
Jan 7	@ Jax	L	p		0	0	-	0	0	0	0	-	0			
Totals					7-10	6/0	9	12	1.3	5	0	3	41	13.7	33	0

JULIUS CHESTNUT'S NFL STATISTICS

REGULAR SEASON		RUSHING								RECEIVING				
Year	Team	GP	GS	No	Yds	Avg	Lg	TD	Att	Yds	Avg	Lg	TD	
2022	Tennessee	6	0	9	12	1.3	5	0	3	41	13.7	33	0	
NFL Totals		6	0	9	12	1.3	5	0	3	41	13.7	33	0	

REGULAR SEASON		PUNT RETURNS				KICKOFF RETURNS						
Year	Team	No	FC	Yds	Avg	Lg	TD	No	Yds	Avg	Lg	TD
2022	Tennessee	0	0	0	-	0	0	10	215	21.5	33	0
NFL Totals		0	0	0	-	0	0	10	215	21.5	33	0

Single-Game Highs

Rushes - **5 at Philadelphia (12/4/22)**
 Rushing Yards - **13 at Philadelphia (12/4/22)**
 Long Rush - **5 at Philadelphia (12/4/22)**
 Receptions - **2 vs. Jacksonville (12/11/22)**
 Receiving Yards - **33 vs. Dallas (12/29/22)**
 Long Reception - **33 vs. Dallas (12/29/22)**

Kickoff Returns - **4 vs. Houston (12/24/22)**
 Kickoff Return Yards - **85 vs. Houston (12/24/22)**
 Long Kickoff Return - **33 vs. Jacksonville (12/11/22)**



61 Le'RAVEN CLARK

TACKLE • 6'5" • 319 LBS • COLLEGE: TEXAS TECH

ACQUIRED: FREE AGENT - 2022

NFL EXPERIENCE (NFL/TITANS): 7/1 • HOMETOWN: ROCKDALE, TEXAS

GAMES PLAYED/GAMES STARTED: 64/18 (PLAYOFFS: 1/0)



PRO: The Titans signed Le'Raven Clark after Week 3 to add experience and versatility to the offensive front. The 6-foot-5-inch, 319-pounder was originally selected by the Indianapolis Colts in the third round of the 2016 NFL Draft. Clark appeared in 47 games with 15 starts over five seasons with the Colts (2016-20) before playing in four games with a start as a member of the Philadelphia Eagles (2021). The Rockdale, Texas, native has started at three positions during his NFL career: left tackle (6), right tackle (5) and right guard (5).

TITANS TIDBITS:

• Clark enjoys making furniture in his free time. He has built the majority of the furniture in his house, including his kitchen table, end tables, night stands in his bedroom and bed frame. Clark's father was a carpenter, one grandfather a blacksmith and another a welder, so being handy runs in the family.

CAREER TRANSACTIONS:

- The Rockdale, Texas, native was originally selected by the Indianapolis Colts in the third round (82nd overall) of the 2016 NFL Draft.
- Signed by the Philadelphia Eagles as an unrestricted free agent on May 19, 2021.
- Released by the Eagles on Aug. 31, 2021 and signed to the team's practice squad a day later.
- Signed by the Eagles to their active roster from the practice squad on Dec. 8, 2021.
- Released by the Eagles on Aug. 30, 2022 and signed to the team's practice squad a day later.
- Signed by the Titans to the team's active roster off of the Eagles' practice squad on Sept. 27, 2022.

SEASON RECAPS:

2022 (13/2 - Tennessee): Saw action in 13 games with two starts in his first season with the Titans. Started contests at right tackle and as an extra tight end. Was inactive for one game with the Titans. Spent the first three weeks of the season on the Philadelphia Eagles' practice squad.

- At Indianapolis (10/2), was inactive.
- At Washington (10/9), made his Titans debut as a reserve on special teams.
- Against Indianapolis (10/23), played as a reserve on special teams.
- At Houston (10/30), saw action as a reserve on special teams.
- At Kansas City (11/6), played limited snaps as a reserve on special teams.
- Against Denver (11/13), saw limited action as a reserve on special teams.
- At Green Bay (11/17), played as a reserve on special teams and lined up as an extra tight end for one snap.
- Against Cincinnati (11/27), saw limited snaps as a reserve on special teams.
- At Philadelphia (12/4), played as a reserve at left tackle late in the fourth quarter.
- Against Jacksonville (12/11), started as an extra tight end.
- At L.A. Chargers (12/18), saw action as a reserve on special teams.
- Against Houston (12/24), saw significant action as a reserve at right tackle after Nicholas Petit-Frere left the game in the third quarter with an injury. Blocked for Derrick Henry to rush for 126 yards on 23 carries with a touchdown.
- Against Dallas (12/29), started at right tackle.
- At Jacksonville (1/7), saw limited action as a reserve on special teams.

2021 (4/1, 1/0 - Philadelphia): Played in four games with a start at right tackle in his first season with the Eagles. Spent eight weeks on the team's practice squad. Missed three games on injured reserve and another contest on the reserve/COVID-19 list. Was inactive for one game.

2020 (12/3 - Indianapolis): Saw action in 12 games with three starts (two at left tackle, one at right tackle). Placed on injured reserve on Dec. 9 and missed the final four regular season games.

2019 (0/0 - Indianapolis): Was inactive for 13 games and did not play in three others contests.

2018 (12/4 - Indianapolis): Saw action in 12 games with four starts at left tackle. Was inactive for four games.

2017 (15/5 - Indianapolis): Played in 15 games with five starts at right guard and blocked for a Colts offense that averaged 284.6 yards per game as Jacoby Brissett threw for 3,098 yards and 13 touchdowns. Was inactive for one contest.

2016 (8/3 - Indianapolis): Saw action in eight games with three starts at right tackle during his rookie campaign. Was a part of an offensive front that helped Frank Gore become the team's first 1,000-yard rusher since 2007. Was inactive for eight games.

COLLEGE:

- Started all 51 games of his four-year collegiate playing career at Texas Tech. Was tabbed a three-time All-Big 12 first-team selection by the Associated Press in each of his three seasons playing at left tackle from 2013-15.
- As a senior (2015), served as one of five team captains and started all 13 games at left tackle en route to earning second-team All-America honors from CBS Sports. Was named a first-team All-Big 12 choice for the third consecutive season by the league's coaches, ESPN and The Associated Press.
- As a junior (2014), started 12 games at left tackle, helping to pave the way for Texas Tech's first 1,000-yard rusher (DeAndre Washington) since 2008. Earned All-Big 12 first-team honors for the second straight year.
- As a sophomore (2013), started all 13 games at left tackle and earned first-team All-Big 12 honors from The Associated Press and All-Big 12 second-team honors from the league's coaches.
- As a redshirt freshman (2012), started 13 games at right guard en route to earning first-team Freshman All-America honors from the Football Writers Association of America. Was part of an offensive line that helped pave the way for Red Raider running backs to rush for 1,674 yards during the regular season.
- In 2011, redshirted his initial collegiate season and was a member of the scout team.
- Majored in general studies at Texas Tech.

PERSONAL:

- Attended Rockdale (Texas) High School where he was named an Under Armour All-American.
- Was tabbed an all-state selection as a senior and earned District 23-3A honors on both the offensive and defensive lines his junior and senior years.
- Helped lead high school to four consecutive trips to the state playoffs.
- Son of Melvin Clark and Angelena Alcorn.

- Clark has six siblings, including five sisters, La'Taira, La'Keshia, Crystal, Cheri and Rachel, and one older brother, Omar.
- He also has six relatives who have played sports either in college or professionally.
- Enjoys fishing, hunting and playing video games.
- Born Le'Raven Clark on April 22, 1993 in Bryan, Texas.

Le'RAVEN CLARK'S NFL STATISTICS

REGULAR SEASON

Year	Team	GP	GS
2016	Indianapolis	8	3
2017	Indianapolis	15	5
2018	Indianapolis	12	4
2019	Indianapolis	0	0
2020	Indianapolis	12	3
2021	Philadelphia	4	1
2022	Tennessee	13	2
NFL Totals		64	18

PLAYOFFS

Year	Team	GP	GS
2021	Philadelphia	1	0
NFL Totals		1	0

Starts Breakdown:

2016 - RT 3; 2017 - RG 5; 2018 - LT 4; 2020 - LT 2, RT 1;
 2021 - RT 1; **2022 - TE 1; RT 1**



53 DYLAN COLE

LINEBACKER • 6'0" • 237 LBS • COLLEGE: MISSOURI STATE
ACQUIRED: FREE AGENT - 2021 • NFL EXPERIENCE (NFL/TITANS): 6/2
HOMETOWN: SPRINGFIELD, MO.
GAMES PLAYED/GAMES STARTED: 61/9 (PLAYOFFS: 2/0)



PRO: The Titans originally signed free agent Dylan Cole to the practice squad on Oct. 13, 2021. The 6-foot, 237-pounder appeared in nine games in his first season with the Titans in 2021 and tied for third on the squad with 10 special teams tackles to go with one forced fumble on coverage units. Prior to arriving in Tennessee, Cole saw action in 37 regular season games with one start for the Houston Texans (2017-20) and recorded 67 tackles, one sack, two interceptions, one touchdown, five tackles for loss and one fumble recovery. Cole originally entered the NFL after signing with the Texans as an undrafted college free agent in 2017.

CAREER HIGHLIGHTS:

- In 2021, Cole tallied a career-best 10 special teams tackles in his first season with the Titans, which also ranked third on the team.
- In 2017, Cole became the first rookie in NFL history to record at least five total tackles, a sack and an interception returned for a touchdown during a single game against Tennessee (10/1/17).

TITANS TIDBITS:

- Cole once ran 21 miles per hour that was clocked by a street speed limit sign.

CAREER TRANSACTIONS:

- The Springfield, Mo., native was originally signed by the Houston Texans as an undrafted college free agent on May 12, 2017.
- Re-signed with the Texans as a restricted free agent on March 18, 2020.
- Signed by the Titans to their practice squad on Oct. 13, 2021.
- Released by the Titans from their practice squad on Oct. 26, 2021.
- Signed by the Titans to their practice squad on Nov. 6, 2021.
- Activated from the practice squad to the active roster standard elevation on Nov. 6, 2021.
- Activated from the practice squad to the active roster standard elevation on Nov. 13, 2021.
- Signed by the Titans to their active roster from the practice squad on Nov. 16, 2021.

SEASON RECAPS:

2022 (15/8 - Tennessee): Appeared in 15 games with eight starts at linebacker in his first full season with the Titans. Ranked second on the team with a career-high 14 special teams tackles. Collected a career-best 51 tackles to go along with a sack, three quarterback pressures, four stops for loss and a pass defended. Was inactive for two games. Tied for the team lead in tackles once in 2022 (at IND). Tied for the team lead in passes defended once in 2022 (vs. LV). Led or tied for the team lead in special teams tackles twice in 2022 (at GB, at PHI).

- Against N.Y. Giants (9/11), played as a reserve on special teams and at linebacker. Posted a special teams stop on coverage units.
- At Buffalo (9/19), collected a tackle on defense and a special teams stop on coverage units. Combined with DeMarcus Walker to stuff James Cook for no gain on a rush off right tackle in the fourth quarter.
- Against Las Vegas (9/25), saw significant action at linebacker after Zach Cunningham left the game with an injury. Notched two tackles and a pass defended. Combined with Terrance Mitchell to stuff Darren Waller for a one-yard loss on a short pass in the fourth quarter. Broke up a pass intended to Davante Adams late in the fourth quarter. Helped seal the victory by deflecting the two-point conversion pass intended for Waller late in the fourth quarter.
- At Indianapolis (10/2), made his first start at linebacker as a member of the Titans and tied for the team lead with a career-high seven tackles,

including a stop for loss. Helped limit Jonathan Taylor to just 42 rushing yards on 20 carries in the victory. Stonewalled Jonathan Taylor for no gain on a rush off left tackle early in the first quarter. Teamed with Mario Edwards Jr. to stuff Taylor for a one-yard loss on a rush off left tackle late in the opening stanza.

- At Washington (10/9), started at linebacker and recorded two tackles. Posted two special teams stops on coverage units.
- Against Indianapolis (10/23), started at linebacker and registered five tackles with a quarterback pressure. Posted a special teams stop on coverage units.
- At Houston (10/30), started at linebacker and notched two tackles.
- At Kansas City (11/6), played as a reserve at linebacker and produced six tackles with a quarterback pressure. Registered two special teams stops on coverage units. Stuffed Michael Burton for no gain on a third-and-one rush late in the fourth quarter.
- Against Denver (11/13), saw action as a reserve at linebacker and posted four tackles with a sack, two tackles for loss and a quarterback pressure. Registered a special teams tackle on coverage units. Teamed with Monty Rice to stuff Latavius Murray for a one-yard loss on a rush off right guard in the second quarter. Ended a Broncos' drive by sacking Russell Wilson for a nine-yard loss on third-and-10 in the final quarter.
- At Green Bay (11/17), played as a reserve at linebacker and registered three tackles. Led the team with three special teams stops on coverage units.
- Against Cincinnati (11/27), started at linebacker and collected six tackles, including a stop for loss. Stuffed Samaje Perine for a two-yard loss on a rush off right guard early in the fourth quarter.
- At Philadelphia (12/4), started at linebacker and produced three tackles. Tied for the team lead with two special teams tackles on coverage units.
- Against Jacksonville (12/11), started at linebacker and posted four tackles.
- At L.A. Chargers (12/18), started at linebacker and recorded five tackles.
- Against Houston (12/24), was inactive.
- Against Dallas (12/29), was inactive.
- At Jacksonville (1/7), played as a reserve at linebacker and totaled a tackle. Registered a special teams tackle on coverage units.

2021 (9/0, 1/0 - Tennessee): Saw action in nine games and tied for third on the team with 10 special teams tackles to go along with a forced fumble on coverage units. Notched six tackles, a quarterback pressure, a tackle for loss and a pass defended on defense. Spent two weeks on the practice squad and one week off the roster after being signed by the Titans on Oct. 13. Played as a reserve in the postseason contest. Tied for the team lead in passes defended once in 2021 (at NE). Led or tied for the team lead in special teams tackles five times in 2021 (vs. HOU, at NE, at PIT, vs. SF, vs. MIA).

- At L.A. Rams (11/7), made his Titans debut as a reserve on special teams.
- Against New Orleans (11/14), collected two special teams tackles and a forced fumble on coverage units. Set up the Titans' offense with great field position by forcing a Deonte Harris fumble that was recovered by Tory Carter at the Saints' 19-yard line on the opening kickoff of the second half. The Titans scored a touchdown five plays later to increase their lead to 20-6.
- Against Houston (11/21), saw action as a reserve at linebacker and totaled four tackles, including a stop for loss and a quarterback pressure. Registered a special teams tackle on coverage units. Combined with Harold Landry III to stop Rex Burkhead for no gain on a rush off left tackle

late in the fourth quarter.

- At New England (11/28), played as a reserve at linebacker and recorded two tackles with a pass defended. Tied for the team lead with two special teams stops. Knocked down a pass intended for Jonnu Smith in the third quarter.
- At Pittsburgh (12/19), led the team with two special teams tackles on coverage units.
- Against San Francisco (12/23), led the team with a special teams stop on coverage units.
- Against Miami (1/2), tied for the team lead with a special teams stop on coverage units.

2020 (6/0 - Houston): Appeared in six games and recorded two tackles on defense and four stops on special teams coverage units. Was inactive for the regular season opener. Missed the final nine games after being placed on injured reserve/non football injury (COVID-19) on Nov. 5, 2020.

2019 (11/0 Houston): Played in 11 games before being placed on injured reserve on Nov. 23. Finished the season with eight tackles, a pass defended and a fumble recovery. Ranked third on the team with eight special teams tackles.

- Against Jacksonville (11/3), tallied two tackles on defense, one special teams tackle and notched his first career fumble recovery on the last play of the game in London.
- At Baltimore (11/17), registered two tackles.

2018 (8/0, 1/0 - Houston): Saw action in eight regular season games and compiled 13 tackles, a tackle for loss and three passes defended. Placed on injured reserve and missed eight games. Also appeared as a reserve in the postseason contest.

- At New England (9/9), tallied a season-high five tackles and one pass defended.
- Against Jacksonville (12/30), compiled one tackle, one tackle for loss and one pass defended.
- Against Indianapolis (1/5), made his postseason debut and recorded four tackles.

2017 (12/1 - Houston): Appeared in 12 games with one start and tallied 25 tackles, four tackles for loss, three passes defended, two interceptions, one touchdown, two quarterback hits and a sack. Registered seven special teams stops. Became the first rookie to record an interception for a touchdown in franchise history.

- Against Jacksonville (9/10), made his NFL debut and recorded one quarterback hit.
- At Cincinnati (9/14), notched his first five career tackles.
- Against Tennessee (10/1), became the first rookie in NFL history to record at least five total tackles, one sack and one interception returned for a touchdown. Intercepted a Matt Cassel pass intended for Delanie Walker and returned it 25 yards for a touchdown in the fourth quarter. He was the only college free agent in the NFL with a pick-six in 2017.
- Against Kansas City (10/8), started his first career game and matched his career high with five tackles.
- Against Cleveland (10/15), registered one tackle for loss and recorded his second interception of the season.

COLLEGE:

- Played four seasons (2013-16) at Missouri State after redshirting the 2012 campaign. He finished his Bears career with 46 starts and recorded 457 tackles (third-most in MSU history), 40.5 tackles for loss, 21 passes defended, five sacks, five interceptions, three forced fumbles and two fumble recoveries. Posted 22 double-figure tackle games, including 15 in a row to end his career.
- As a senior (2016), appeared in 11 games and was credited with 142 total tackles, eight tackles for loss, six passes defended, three forced

fumbles and two interceptions. Earned NCAA Division I FCS Consensus All-America honors as one of the nation's top linebackers his senior year.

- As a junior (2015), started all 11 games and tallied 152 tackles, four pass defended and one fumble recovery. Earned All-MVFC first-team honors and led the club in total tackles in every game.
- As a sophomore (2014), started all 12 games and recorded 92 tackles, 14.5 tackles for loss, 2.5 sacks, two interceptions, eight pass defended and one fumble recovery.
- As a freshmen (2013), started all 12 games and collected 71 tackles, six tackles for loss, one interception and three pass defended.
- Earned a bachelor's degree in sales management from Missouri State.

PERSONAL:

- Attended Logan-Rogersville (Mo.) High School and was a Missouri Class 3 consensus all-state running back after compiling 2,002 rushing yards on 225 carries for 33 touchdowns for the state champions in 2011.
- Registered 102 total tackles, seven stops for loss and a pair of interceptions as a senior at linebacker.
- Son of Tacoma Bailey and Traci Cole of Rogersville, Mo.
- Has three siblings: Devon, Daelyn and Danae.
- Follow Cole on Twitter at @dylancole31.
- Born Dylan McKalob Cole on May 19, 1994 in Springfield, Mo.

DYLAN COLE'S NFL STATISTICS

REGULAR SEASON		TACKLES									INTERCEPTIONS					FUMBLES			
Year	Team	GP	GS	Tot	Solo	Asst	Sk	Yds	QBP	TFL	No	Yds	Lg	TD	PD	FF	FR	Yds	SpT
2017	Houston	12	1	32	16	16	1.0	1.0	2	4	2	28	25	1	3	0	0	0	7
2018	Houston	8	0	13	13	0	0.0	0.0	0	1	0	0	0	0	3	0	0	0	0
2019	Houston	11	0	16	13	3	0.0	0.0	0	0	0	0	0	1	0	1	27	8	
2020	Houston	6	0	6	3	3	0.0	0.0	0	0	0	0	0	0	0	0	0	0	4
2021	Tennessee	9	0	6	2	4	0.0	0.0	1	1	0	0	0	0	1	0	0	0	10
2022	Tennessee	15	8	51	34	17	1.0	9.0	3	4	0	0	0	0	1	0	0	0	14
NFL Totals		61	9	124	81	43	2.0	10.0	6	10	2	28	25	1	9	0	1	27	43

PLAYOFFS		TACKLES									INTERCEPTIONS					FUMBLES			
Year	Team	GP	GS	Tot	Solo	Asst	Sk	Yds	QBP	TFL	No	Yds	Lg	TD	PD	FF	FR	Yds	SpT
2018	Houston	1	0	4	2	2	0.0	0.0	0	0	0	0	0	0	0	0	0	0	0
2021	Tennessee	1	0	0	0	0	0.0	0.0	0	0	0	0	0	0	0	0	0	0	0
NFL Totals		2	0	4	2	2	0.0	0.0	0	0	0	0	0	0	0	0	0	0	0

Single-Game Highs

Tackles - **7 at Indianapolis (10/2/22)**

Sacks - **1 (Twice, last vs. Denver 11/13/22)**

Interceptions - **1 (Twice, last vs. Cleveland, 10/10/17)**

Passes Defensed - **1 (Nine times, last vs. Las Vegas 9/25/22)**

Additional Statistics

Special Teams Forced Fumble - **1 vs. New Orleans (11/14/21)**

Playoff Single-Game Highs

Tackles - **4 vs. Indianapolis (1/5/19)**



19 CHRIS CONLEY

WIDE RECEIVER • 6'3" • 205 LBS • COLLEGE: GEORGIA
ACQUIRED: FREE AGENT - 2022 • NFL EXPERIENCE (NFL/TITANS): 8/1
HOMETOWN: DALLAS, GA.
GAMES PLAYED/GAMES STARTED: 109/63 (PLAYOFFS: 5/2)



PRO: The Titans signed wide receiver Chris Conley off the Kansas City Chiefs' practice squad prior to Week 8 of the 2022 season. The 6-foot-3-inch, 205-pounder brings a strong veteran presence to the Titans wide receiver corps and is known as a strong route-runner with a large catch radius. A product of the University of Georgia, Conley was a third-round pick of the Chiefs in the 2015 NFL Draft and spent his first four NFL seasons with the club. He has also spent time with the Jacksonville Jaguars (2019-20) and Houston Texans (2021-22).

CAREER HIGHLIGHTS:

- In 2019, Conley set career-highs with 47 catches and 775 receiving yards to go along with a career-best-tying five receiving touchdowns in his first season with the Jaguars.
- In 2018, Conley notched 32 receptions for 334 yards with a career-high-tying five receiving scores with Kansas City.
- In 2016, Conley posted 44 catches for 530 yards in his second season with the Chiefs.

TITANS TIDBITS:

- Conley wrote, produced, directed and acted in "Retribution" - a fan-made Star Wars film on the Georgia campus.
- Conley was born in Adana, Turkey on an Air Force base as his father, Charles, had a career in the United States Air Force.

CAREER TRANSACTIONS:

- The Dallas, Ga., native was originally selected by the Kansas City Chiefs in the third round (76th overall) of the 2015 NFL Draft.
- Signed by the Jacksonville Jaguars as an unrestricted free agent on March 16, 2019.
- Signed by the Houston Texans as an unrestricted free agent on March 29, 2021.
- Released by the Texans on Aug. 30, 2022 and re-signed with the team two days later.
- Released by the Texans on Sept. 2, 2022 and signed to the team's practice squad three days later.
- Activated from the practice squad to the Texans' active roster standard elevation on Sept. 10, 2022.
- Activated from the practice squad to the Texans' active roster standard elevation on Sept. 17, 2022.
- Released from the Texans' practice squad on Oct. 4, 2022.
- Signed by the Chiefs to their practice squad on Oct. 6, 2022.
- Signed by the Titans to the team's active roster off of the Chiefs' practice squad on Oct. 25, 2022.
- Waived by the Titans on Nov. 16, 2022 and signed to the team's practice squad five days later.
- Signed by the Titans to the team's active roster off of the practice squad on Dec. 10, 2022.

SEASON RECAPS:

2022 (2/0 - Houston; 7/1 - Tennessee): Played in seven games with a start at wide receiver for the Titans and collected four receptions for 46 yards. Was inactive for one contest and spent three games on the Titans' practice squad. Saw action in two games as a reserve with the Texans before being released on Oct. 4. Signed with the Kansas City Chiefs' practice squad and spent three weeks in that capacity before signing to the Titans' active roster on Oct. 25.

- At Houston (10/30), made his Titans debut as a reserve at wide receiver.
- At Kansas City (11/6), saw limited action as a reserve at wide receiver.

- Against Denver (11/13), was inactive.
- Against Jacksonville (12/11), played as a reserve at wide receiver and hauled in a diving 27-yard reception during the Titans' touchdown drive in the fourth quarter.
- At L.A. Chargers (12/18), played as a reserve at wide receiver and caught three passes for 19 yards.
- Against Houston (12/24), started at wide receiver.
- Against Dallas (12/29), played as a reserve at wide receiver and on special teams.
- At Jacksonville (1/7), saw action as a reserve at wide receiver and on special teams.

2021 (16/10 - Houston): Appeared in 16 games with 10 starts in his first season with the Texans, catching 22 passes for 323 yards with two touchdowns.

- Against Jacksonville (9/12), started his first game as a Texan and caught two passes for 27 yards in the season opener.
- Against New England (10/10), recorded three receptions for 84 yards. Caught a 37-yard touchdown pass from Davis Mills, his first score as a Texan.
- At Tennessee (11/21), led the team with 37 receiving yards and four receptions.
- Against L.A. Chargers (12/26), paced the Texans with 60 receiving yards on three receptions and caught a 41-yard touchdown pass from Davis Mills.

2020 (15/4 - Jacksonville): Appeared in 15 games with four starts and notched 40 receptions for 471 yards with two touchdowns. Was inactive for one contest.

- At Houston (10/11), caught a season-long 51-yard reception.
- At L.A. Chargers (10/25), notched his first touchdown of the season on a 28-yard catch.
- At Indianapolis (1/3), totaled season highs with seven receptions and 87 receiving yards.

2019 (16/14 - Jacksonville): Played in all 16 games with 14 starts in his first campaign with the Jaguars and notched single-season career highs with 47 receptions, 775 receiving yards and 16.5 yards per reception. Also added five receiving touchdowns, which was tied for his career best in a season.

- Against Kansas City (9/8), started and recorded a team-high six receptions for a then-career-best 97 yards with a 21-yard touchdown grab.
- At Cincinnati (10/20), tallied three receptions for 83 yards.
- Against N.Y. Jets (10/27), recorded a season-high 103 receiving yards on four receptions, including a 70-yard touchdown pass from Gardner Minshew II.
- At Oakland (12/15), amassed four receptions for 49 yards with two touchdowns.
- At Atlanta (12/22), tied his career-high with his fifth touchdown of the season on a 42-yard reception.

2018 (16/13, 2/1 - Kansas City): Saw action in all 16 regular season games with 13 starts and notched 32 receptions for 334 yards with five touchdowns. Notched a touchdown reception in consecutive games (Weeks 2-3) for the first time in his career.

- At L.A. Rams (11/19), totaled a season-high seven receptions for 74 yards with two touchdowns. Hauled in touchdown catches of eight and 10 yards.
- At Oakland (12/2), logged his career-best fifth touchdown reception of the year season on a two-yard pass from Patrick Mahomes.

2017 (5/5 - Kansas City): Started five games and amassed 11 receptions for 175 yards. Placed on injured reserve on Oct. 14 and missed the final 11 games of the season.

- Against Philadelphia (9/17), posted a season-high four receptions for 55 yards.

2016 (16/11, 1/1 - Kansas City): Appeared in all 16 games with 11 starts and contributed 44 receptions for 530 yards in his second season.

- At Pittsburgh (10/2), totaled a season-high six receptions for 70 yards.
- Against Oakland (12/8), logged two receptions for 70 yards.

2015 (16/5, 2/0 - Kansas City): Saw action in 16 games with five starts as a rookie, amassing 17 receptions for 199 yards with a touchdown.

- Against Pittsburgh (10/25), marked season highs with six receptions and 63 receiving yards, including his first NFL touchdown catch.

COLLEGE:

- Played four seasons (2011-14) at the University of Georgia and hauled in 177 receptions for 1,938 yards with 20 touchdowns.
- As a senior (2014), led the Bulldogs in receiving yards (657), yards per reception (18.2) and receiving touchdowns (eight) on 36 catches.
- As a junior (2013), posted team highs with 45 receptions and 651 receiving yards to go along with four touchdowns.
- As a sophomore (2012), saw action in 14 games with three starts, notching 20 receptions for 342 yards with six touchdowns.
- As a freshman (2011), earned the team's Newcomer of the Year Award (offense) after appearing in 11 games and catching 16 passes for 288 yards with two touchdowns.

PERSONAL:

- Attended North Paulding (Dallas, Ga.) High School.

- Graduated high school in December to enroll early at Georgia.
- As a senior, caught 61 passes for 1,021 yards and 15 touchdowns and earned class AAAA All-State first-team offense honors.
- Named to the SuperPrep All-Dixie team and PrepStar All-Southeast Region team. Ranked the No. 45 wide receiver in the nation and No. 29 prospect (all positions) in Georgia by Rivals.com.
- As a junior, hauled in 81 passes for 848 yards and six touchdowns.
- Follow Conley on Instagram and Twitter at @conmanxp.
- Born Christian Conley on Oct. 25, 1992 in Adana, Turkey.

CHRIS CONLEY'S GAME-BY-GAME

2015 Kansas City Chiefs

Date	Opp.	W/L	P/S	RECEIVING				
				No	Yds	Avg	Lg	TD
Sept 13	@ Hou	W	p	0	0	-	0	0
Sept 17	Den	L	p	0	0	-	0	0
Sept 28	@ GB	L	p	1	16	16.0	16	0
Oct 4	@ Cin	L	S	2	53	26.5	44	0
Oct 11	Chi	L	S	1	6	6.0	6	0
Oct 18	@ Min	L	p	3	16	5.3	8	0
Oct 25	Pit	W	S	6	63	10.5	25	1
Nov 1	Det	W	p	1	6	6.0	6	0
Nov 15	@ Den	W	p	0	0	-	0	0
Nov 22	@ SD	W	p	1	17	17.0	17	0
Nov 29	Buf	W	p	0	0	-	0	0
Dec 6	@ Oak	W	p	0	0	-	0	0
Dec 13	SD	W	S	0	0	-	0	0
Dec 20	@ Bal	W	p	0	0	-	0	0
Dec 27	Cle	W	S	0	0	-	0	0
Jan 3	Oak	W	p	2	22	11.0	16	0
Totals		11-5	16/5	17	199	11.7	44	1
Playoffs								
Jan 9	@ Hou	W	p	1	9	9.0	9	1
Jan 16	@ NE	L	p	5	33	6.6	16	0
Totals		1-1	2/0	6	42	7.0	16	1

2016 Kansas City Chiefs

Date	Opp.	W/L	P/S	RECEIVING				
				No	Yds	Avg	Lg	TD
Sept 11	SD	W	S	4	43	10.8	13	0
Sept 18	@ Hou	L	p	2	15	7.5	10	0
Sept 25	NYJ	W	p	3	44	14.7	20	0
Oct 2	@ Pit	L	S	6	70	11.7	17	0
Oct 16	@ Oak	W	S	3	26	8.7	13	0
Oct 23	NO	W	S	2	29	14.5	18	0
Oct 30	@ Ind	W	S	3	59	19.7	33	0
Nov 6	Jax	W	S	3	28	9.3	12	0
Nov 13	@ Car	W	S	1	12	12.0	12	0
Nov 20	TB	L	S	4	28	7.0	9	0
Nov 27	@ Den	W	S	3	26	8.7	13	0
Dec 4	@ Atl	W	S	0	0	-	0	0
Dec 8	Oak	W	p	2	70	35.0	39	0
Dec 18	Ten	L	p	2	11	5.5	9	0
Dec 25	Den	W	S	2	14	7.0	8	0
Jan 1	@ SD	W	p	4	55	13.8	17	0
Totals		12-4	16/11	44	530	12.0	39	0
Playoffs								
Jan 15	Pit	L	S	2	19	9.5	12	0
Totals		0-1	1/1	2	19	9.5	12	0

2017 Kansas City Chiefs

Date	Opp.	W/L	P/S	RECEIVING				
				No	Yds	Avg	Lg	TD
Sept 7	@ NE	W	S	2	43	21.5	25	0
Sept 17	Phi	W	S	4	55	13.8	35	0
Sept 24	@ LAC	W	S	0	0	-	0	0
Oct 2	Was	W	S	2	31	15.5	21	0
Oct 8	@ Hou	W	S	3	46	15.3	19	0
Placed on injured reserve Oct. 13, 2017								
Totals		5-0	5/5	11	175	15.9	35	0

2018 Kansas City Chiefs

Date	Opp.	W/L	P/S	RECEIVING				
				No	Yds	Avg	Lg	TD
Sept 9	@ LAC	W	S	1	15	15.0	15	0
Sept 16	@ Pit	W	S	2	17	8.5	15t	1
Sept 23	SF	W	S	2	13	6.5	9	1
Oct 1	@ Den	W	S	4	13	3.3	5	0
Oct 7	Jax	W	S	2	21	10.5	14	0
Oct 14	@ NE	L	S	1	19	19.0	19	0
Oct 21	Cin	W	S	1	6	6.0	6	0
Oct 28	Den	W	p	0	0	-	0	0
Nov 4	@ Cle	W	p	1	23	23.0	23	0
Nov 11	Ari	W	S	1	22	22.0	22	0
Nov 19	@ LAR	L	p	7	74	10.6	27	2
Dec 2	@ Oak	W	S	3	25	8.3	18	1

Dec 9	Bal	W	S	2	13	6.5	7	0
Dec 13	LAC	L	S	2	19	9.5	16	0
Dec 23	@ Sea	L	S	3	54	18.0	23	0
Dec 30	Oak	W	S	0	0	-	0	0
Totals		12-4	16/13	32	334	10.4	27	5
Playoffs								
Jan 12	Ind	W	p	0	0	-	0	0
Jan 20	NE	L	S	0	0	-	0	0
Totals		1-1	2/1	0	0	-	0	0

2019 Jacksonville Jaguars

Date	Opp.	W/L	P/S	RECEIVING				
				No	Yds	Avg	Lg	TD
Sept 8	KC	L	S	6	97	16.2	21t	1
Sept 15	@ Hou	L	S	4	73	18.3	31	0
Sept 19	Ten	W	p	2	30	15.0	15	0
Sept 29	@ Den	W	p	1	17	17.0	17	0
Oct 6	@ Car	L	S	1	26	26.0	26	0
Oct 13	NO	L	S	0	0	-	0	0
Oct 20	@ Cin	W	S	3	83	27.7	47	0
Oct 27	NYJ	W	S	4	103	25.8	70t	1
Nov 3	Hou	L	S	2	32	16.0	20	0
Nov 17	@ Ind	L	S	6	58	9.7	24	0
Nov 24	@ Ten	L	S	4	49	12.3	16	0
Dec 1	TB	L	S	4	57	14.3	20	0
Dec 8	LAC	L	S	1	7	7.0	7	0
Dec 15	@ Oak	W	S	4	49	12.3	21	2
Dec 22	@ Atl	L	S	2	56	28.0	42t	1
Dec 29	Ind	W	S	3	38	12.7	17	0
Totals		6-10	16/14	47	775	16.5	70t	5

2020 Jacksonville Jaguars

Date	Opp.	W/L	P/S	RECEIVING				
				No	Yds	Avg	Lg	TD
Sept 13	Ind	W	p	1	6	6.0	6	0
Sept 20	@ Ten	L	p	4	48	12.0	24	0
Sept 24	Mia	L	S	3	34	11.3	18	0
Oct 4	@ Cin	L	p	3	44	14.7	33	0
Oct 11	@ Hou	L	p	2	58	29.0	51	0
Oct 18	Det	L	p	1	6	6.0	6	0
Oct 25	@ LAC	L	p	1	28	28.0	28t	1
Nov 8	Hou	L	p	7	52	7.4	21	0
Nov 15	@ GB	L	S	4	43	10.8	18	0
Nov 22	Pit	L	p	1	13	13.0	13	0
Nov 29	Cle	L	IA					
Dec 6	@ Min	L	p	2	12	6.0	9	0
Dec 13	Ten	L	p	0	0	-	0	0
Dec 20	@ Bal	L	S	1	13	13.0	13t	1
Dec 27	Chi	L	p	3	27	9.0	10	0
Jan 3	@ Ind	L	S	7	87	12.4	17	0
Totals		1-15	15/4	40	471	11.8	51	2

2021 Houston Texans

Date	Opp.	W/L	P/S	RECEIVING				
				No	Yds	Avg	Lg	TD
Sept 12	Jax	W	S	2	27	13.5	17	0
Sept 19	@ Cle	L	p	1	13	13.0	13	0
Sept 23	Car	L	S	0	0	-	0	0
Oct 3	@ Buf	L	S	0	0	-	0	0
Oct 10	NE	L	S	3	84	28.0	40	1
Oct 17	@ Ind	L	p	1	10	10.0	10	0
Oct 24	@ Ari	L	S	0	0	-	0	0
Oct 31	LAR	L	p	1	24	24.0	24	0
Nov 7	@ Mia	L	S	2	38	19.0	23	0
Nov 21	@ Ten	W	S	4	37	9.3	13	0
Nov 28	NYJ	L	S	0	0	-	0	0
Dec 5	Ind	L	p	0	0	-	0	0
Dec 12	Sea	L	p	2	20	10.0	13	0
Dec 19	@ Jax	W	p	2	12	6.0	11	0
Dec 26	LAC	W	S	3	60	20.0	41t	1
Jan 2	@ SF	L	S	1	-2	-2.0	-2	0
Totals		4-12	16/10	22	323	14.7	41t	2

CHRIS CONLEY'S GAME-BY-GAME CONT.

2022 Houston Texans					RECEIVING														
Date	Opp.	W/L	P/S	No	Yds	Avg	Lg	TD											
Sept 11	Ind	T	p	0	0	-	0	0	Dec 18	@	LAC	L	p	3	19	6.3	7	0	
Sept 18	@	Den	L	p	0	0	-	0	0	Dec 24	Hou	L	S	0	0	-	0	0	
									0	Dec 29	Dal	L	p	0	0	-	0	0	
									0	Jan 7	@	Jax	L	p	0	0	-	0	0
Totals		0-1-1	2/0	0	0	-	0	0	Totals			3-8	7/1	4	46	11.5	27	0	

2022 Tennessee Titans					RECEIVING				
Date	Opp.	W/L	P/S	No	Yds	Avg	Lg	TD	
Oct 30	@	Hou	W	p	0	0	-	0	
Nov 6	@	KC	L	p	0	0	-	0	
Nov 13		Den	W	IA					
Nov 17	@	GB	W	PS					
Nov 27		Cin	L	PS					
Dec 4	@	Phi	L	PS					
Dec 11		Jax	L	p	1	27	27.0	27	

CHRIS CONLEY'S NFL STATISTICS

REGULAR SEASON				RECEIVING					RUSHING				
Year	Team	GP	GS	No	Yds	Avg	Lg	TD	Att	Yds	Avg	Lg	TD
2015	Kansas City	16	5	17	199	11.7	44	1	0	0	-	0	0
2016	Kansas City	16	11	44	530	12.0	39	0	0	0	-	0	0
2017	Kansas City	5	5	11	175	15.9	35	0	0	0	-	0	0
2018	Kansas City	16	13	32	334	10.4	27	5	0	0	-	0	0
2019	Jacksonville	16	14	47	775	16.5	70t	5	0	0	-	0	0
2020	Jacksonville	15	4	40	471	11.8	51	2	0	0	-	0	0
2021	Houston	16	10	22	323	14.7	41t	2	1	3	3.0	3	0
2022	Houston	2	0	0	0	-	0	0	0	0	-	0	0
2022	Tennessee	7	1	4	46	11.5	27	0	0	0	-	0	0
NFL Totals		109	63	217	2,853	13.1	70t	15	1	3	3.0	3	0

PLAYOFFS				RECEIVING					RUSHING				
Year	Team	GP	GS	No	Yds	Avg	Lg	TD	Att	Yds	Avg	Lg	TD
2015	Kansas City	2	0	6	42	7.0	16	1	0	0	-	0	0
2016	Kansas City	1	1	2	19	9.5	12	0	0	0	-	0	0
2018	Kansas City	2	1	0	0	-	0	0	0	0	-	0	0
NFL Totals		5	2	8	61	7.6	16	1	0	0	-	0	0

Single-Game Highs

Receptions - 7 (Three times, last at Indianapolis 1/3/21)
 Receiving Yards - 103 vs. N.Y. Jets (10/27/19)
 Long Reception - 70t vs. N.Y. Jets (10/27/19)
 Touchdowns - 2 (Twice, last at Oakland 12/15/19)

Playoff Single-Game Highs

Receptions - 5 at New England (1/16/16)
 Receiving Yards - 33 at New England (1/16/16)
 Long Reception - 16 at New England (1/16/16)
 Touchdowns - 1 at Houston (1/9/16)

Additional Statistics

Kickoff Returns - 1 for 14 yards (2015); 1 for 8 yards (2017); 1 for 5 yards (2018)
 Fumble Recoveries - 1 (2018)
 Special Teams Tackles - 4 (2015)



46 MORGAN COX

LONG SNAPPER • 6'4" • 235 LBS • COLLEGE: TENNESSEE
ACQUIRED: UNRESTRICTED FREE AGENT (BAL) - 2021
NFL EXPERIENCE (NFL/TITANS): 13/2 • HOMETOWN: COLLIERVILLE, TENN.
GAMES PLAYED/GAMES STARTED: 199/0 (PLAYOFFS: 11/0)



Super Bowl: 2012



Pro Bowl: 2015, 2016, 2019, 2020, 2022

PRO: The Titans signed unrestricted free agent Morgan Cox during the 2021 offseason to add a veteran presence and experience to the long snapping position. In his first 12 NFL seasons, the 6-foot-4-inch, 235-pounder appeared in 182 regular season games, including all 17 games with the Titans in 2021 and was selected to four Pro Bowls as a member of the Baltimore Ravens. The Collierville, Tenn., native was originally signed as a rookie free agent by the Ravens following the 2010 NFL Draft.

CAREER HIGHLIGHTS:

- Cox, a four-time Pro Bowler, spent his first 11 NFL seasons (2010-20) with the Baltimore Ravens and appeared in 165 games and 10 postseason contests with the club.
- In 2011, Cox earned the team's Ed Block Courage Award after returning from a significant injury suffered in 2010.

TITANS TIDBITS:

- March 7, 2013 was proclaimed "Morgan Cox Day" in his hometown of Collierville, Tenn.
- Cox played an integral part in the Baltimore Ravens' social justice initiatives. In 2018, he participated in the announcement of the HVAC donation from the Players' Social Justice Fund at Lakewood Elementary in Baltimore. In 2017, Cox took part in a police ride along with law enforcement officials in West Baltimore to meet with local youth and discuss topics surrounding social justice.
- Cox's wife, Lauren, is an actress and has appeared in Baltimore filmed TV shows "House of Cards" and "Veep" and on the drama "To-Do."
- Cox served as his high school's newspaper sports editor his final two years at Evangelical Christian High School in Memphis.

CAREER TRANSACTIONS:

- The Collierville, Tenn., native was originally signed by the Baltimore Ravens as a rookie free agent on May 6, 2010.
- Signed by the Titans as an unrestricted free agent on March 19, 2021.

SEASON RECAPS:

2022 (17/0 - Tennessee): Named to his fifth career Pro Bowl after playing in all 17 games as the long snapper. Collected a special teams stop.

- Against N.Y. Giants (9/11), played as a reserve at long snapper.
- At Buffalo (9/19), served as the team's long snapper.
- Against Las Vegas (9/25), executed all of his snaps as the long snapper.
- At Indianapolis (10/2), saw action as the team's long snapper.
- At Washington (10/9), served as the team's long snapper.
- Against Indianapolis (10/23), executed all of his snaps, including on all four of Randy Bullock's field goals.
- At Houston (10/30), served as the team's long snapper appearing in his 200th combined regular season (189) and postseason (11) game.
- At Kansas City (11/6), executed all of his snaps at long snapper.
- Against Denver (11/13), served as the team's long snapper.
- At Green Bay (11/17), played as a reserve at long snapper.
- Against Cincinnati (11/27), served as the team's long snapper.
- At Philadelphia (12/4), executed all of his snaps at long snapper.
- Against Jacksonville (12/11), played as a reserve at long snapper.
- At L.A. Chargers (12/18), served as the team's long snapper.
- Against Houston (12/24), saw action as a reserve at long snapper and registered a special teams tackle on coverage units.
- Against Dallas (12/29), executed all of his snaps at long snapper.
- At Jacksonville (1/7), served as the team's long snapper and executed all

of his snaps.

2021 (17/0, 1/0 - Tennessee): Saw action in all 17 games at long snapper in his first season with the Titans. Registered a special teams tackle. Played as a reserve in the postseason contest.

- Against Arizona (9/12), made his Titans debut handling snapping duties.
- At Seattle (9/19), served as the team's long snapper and produced the snap for Randy Bullock's game-winning 36-yard field goal in overtime.
- At Indianapolis (10/31), saw action as the team's long snapper and executed the snap for Randy Bullock's game-winning 44-yard field goal in overtime.
- Against New Orleans (11/14), saw action as a reserve at long snapper in his 175th career regular season contest.
- At New England (11/28), saw action at long snapper and collected a special teams tackle on coverage units.
- Against San Francisco (12/23), saw action as the team's long snapper and executed the snap for Randy Bullock's game-winning 44-yard field goal.
- Against Miami (1/2), served as the team's long snapper and executed the snaps for Randy Bullock's two field goals and four extra point makes.
- Against Cincinnati (1/22), played as a reserve at long snapper in his 11th career postseason contest.

2020 (15/0, 2/0 - Baltimore): Earned his fourth career Pro Bowl selection, helped Justin Tucker record his fifth consecutive season with at least 130 points, tying the NFL record of consecutive seasons with 130-plus points. Tucker connected on 26 of 29 field goals (89.7 percent) and was 52 of 53 on extra points (98.1 percent). Also snapped on all 51 of Sam Koch's 51 punts, who produced a 44.5 gross average and 42.5 net average. Koch was the NFL's only punter to place at least 20 punts (22) inside in the 20-yard line and have no more than one touchback.

- At Cleveland (12/14), snapped to holder Sam Koch on Justin Tucker's 55-yard game-winning field goal with two seconds remaining to give Baltimore a 45-42 lead in the victory.
- At Tennessee (1/10), snapped for Justin Tucker who drilled two of three field goals, including a 51-yarder to give Baltimore a 20-13 lead in the fourth quarter.

2019 (16/0, 1/0 - Baltimore): Selected to his third career Pro Bowl. Saw action in all 16 games and helped Justin Tucker record his fourth consecutive season scoring 141 points, connecting on 28 of 29 field goal attempts and 57 of 59 extra points. The Ravens produced the NFL's No. 1 scoring offense (33.2 ppg) and set a franchise record for points (531).

- Against Arizona (9/15), snapped for Justin Tucker to connect on all three field goal attempts, hitting from 33, 28 and 51 yards in the 23-17 win.
- At Pittsburgh (10/6), snapped for Justin Tucker, who kicked a 46-yard field goal in overtime to seal the Ravens' victory in the 26-23 win.
- Against Cincinnati (10/13), snapped for Justin Tucker, who booted a 40-yard field goal to become the fastest kicker in NFL history (118 games) to score 1,000 career points in the 23-17 victory.
- Against San Francisco (12/1), snapped for Justin Tucker, who nailed a 49-yard boot that marked his second game-winning field goal of the season.

2018 (16/0, 1/0 - Baltimore): Played in all 16 games and snapped on 65 punts, 36 extra points and 39 field goal attempts, helping the Ravens once again produce one of the NFL's top kicking units with Sam Koch and Justin Tucker. Also posted a special teams tackle.

- Against Buffalo (9/9), snapped on two made field goals from Justin

Tucker and helped Sam Koch register five punts for 257 yards (51.4 gross avg.), including three punts inside the 20, in the 47-3 season-opening win.

- Against Denver (9/23), snapped on each of Justin Tucker's two 52-yard field goals in the 27-14 win. Tucker now has six-career games with multiple 50-plus-yard field goals, the most in NFL history.
- At L.A. Chargers (12/22), snapped on three made field goals, including a season-long-tying 56-yarder from Justin Tucker. Recorded a special teams tackle in the victory.

2017 (16/0 - Baltimore): Appeared in all 16 games. Snapped on punts and kicks, helping Sam Koch place a franchise-record and NFL-best 40 punts inside the 20-yard line and Justin Tucker make 34 of 37 field goals (91.9 percent), tying his franchise record of 141 points.

- At Cincinnati (9/10), snapped on two made field goals from Justin Tucker and helped Sam Koch register six punts for 250 yards (41.3 gross avg), including two punts inside the 20-yard line, in the 20-0 season-opening victory.
- Against Chicago (10/15), handled snapping duties, helping Justin Tucker connect on three field goals and Sam Koch boot seven punts for 386 yards (55.0 avg.).
- At Minnesota (10/22), snapped on three made field goals, including a season-long 57-yarder from Justin Tucker. Added a special teams tackle on coverage.
- At Green Bay (11/19), served as the long snapper and helped Sam Koch place five of seven punts inside the 20, in a shutout victory.
- At Cleveland (12/17), handled snapping duties, helping Sam Koch place four punts inside the 20-yard line, including three punts inside the five-yard line.

2016 (16/0 - Baltimore): Earned his second straight Pro Bowl nod after handling all snapping duties and helping Justin Tucker score a franchise record 141 points by connecting on 37 of 38 field goal attempts (lone miss was a block), including 10 of 10 from 50-plus yards. Helped Tucker earn a second Pro Bowl invitation and become a unanimous first-team All-Pro selection.

- Against Cincinnati (11/27), snapped on four made field goals from Justin Tucker, who became the first kicker in NFL history to make three field goals of 50-plus yards in the first half of a game.
- Against Philadelphia (12/18), appeared in his 100th career game.

2015 (16/0 - Baltimore): Named to his first career Pro Bowl after snapping on 74 punts, 29 extra points and 40 field goal attempts. Helped Sam Koch earn first career Pro Bowl invite with 46.7 gross and 42.9 net averages.

- At Miami (12/6), snapped on two field goals and an extra point from Justin Tucker, who became the fastest kicker in NFL history to reach the 500-point milestone (60 games).

2014 (7/0 - Baltimore): Saw action in the first seven games of the season, snapping on 21 punts, extra points and 18 field goal attempts, before being placed on injured reserve on Oct. 20.

- Against Atlanta (10/19), snapped on punts, field goal attempts and extra points before leaving the game with a knee injury in the 29-7 victory.

2013 (16/0 - Baltimore): Played in all 16 games for the third consecutive season and snapped on 91 punts, 41 field goal attempts and 26 extra points. Tied a career high with two special teams stops.

- At Detroit (12/16), snapped on a franchise-record six made field goals, including a franchise record 61-yard game-winner by Justin Tucker, in the 18-16 victory.

2012 (16/0, 4/0 - Baltimore): Saw action in all 16 games at long snapper and tied a career-high with two special teams tackles while snapping on 83 punts, 42 extra points and 33 field goal attempts. Played in all four postseason games, snapping on 16 extra points, 22 punts and four field goal attempts in the Ravens' Super Bowl XLVII title run.

- Against Oakland (11/11), snapped on a franchise-record extra points, punts and field goal attempts, and was a part of the successful fake field goal attempt that Sam Koch ran in for a touchdown in the 55-20 win.

2011 (16/0, 2/0 - Baltimore): Saw action in all 16 games for the first time in his career and snapped on 73 punts, 40 extra point attempts and 39 field goal attempts. Appeared as a reserve in both postseason contests.

- Against Pittsburgh (9/11), snapped on punts, field goal attempts and extra points, including a fake punt Sam Koch ran in for a two-point conversion.

2010 (15/0 - Baltimore): Saw action in 15 games and posted two special

teams tackles before being placed on injured reserve on Dec. 29 missing the final regular season game.

- At N.Y. Jets (9/13), snapped on six punts and a field goal attempt in his NFL debut.
- At Cleveland (12/26), snapped on three punts, both extra point attempts and two field goal attempts after significantly injuring his knee in the second quarter.

COLLEGE:

- Played 38 games in three seasons as the primary long snapper at Tennessee.
- As a senior (2009), handled deep snapper duties on punts, extra points and field goals, the third consecutive year in which he served that role. Often led the charge down field on punts and finished the season with three tackles.
- As a junior (2008), saw action in 12 games. Served as Tennessee's deep snapper for all punts and placements for the second year in a row. Contributed four tackles on special teams, tying for seventh in that category.
- As a sophomore (2007), saw action as the deep snapper in all 14 games and helped placekicker Daniel Lincoln to All-America status and consensus Freshman All-SEC honors.
- In 2006, was a squad member.
- As a true freshman (2005), redshirted.
- Graduated with a degree in accounting from Tennessee.

PERSONAL:

- Attended Evangelical Christian (Memphis, Tenn.) High School, helping guide the Eagles to a state championship appearance as a senior and the semifinal game as a junior.
- As a senior, played center and long snapper earning All-State honorable mention and the Memphis Commercial Appeal Best of Preps Award.
- Began his role as the deep snapper during his junior season of high school.
- Played on the defensive and offensive lines as freshman and sophomore.
- Follow Cox on Twitter and Instagram at @morgancox46.
- Born Morgan Cox on April 26, 1986 in Collierville, Tenn.

MORGAN COX'S NFL STATISTICS

REGULAR SEASON

Year	Team	GP	GS	SpT
				Tackles
2010	Baltimore	15	0	1
2011	Baltimore	16	0	0
2012	Baltimore	16	0	2
2013	Baltimore	16	0	2
2014	Baltimore	7	0	0
2015	Baltimore	16	0	0
2016	Baltimore	16	0	2
2017	Baltimore	16	0	1
2018	Baltimore	16	0	1
2019	Baltimore	16	0	0
2020	Baltimore	15	0	2
2021	Tennessee	17	0	1
2022	Tennessee	17	0	1
NFL Totals		199	0	13

PLAYOFFS

Year	Team	GP	GS	SpT
				Tackles
2011	Baltimore	2	0	0
2012	Baltimore	4	0	0
2018	Baltimore	1	0	0
2019	Baltimore	1	0	0
2020	Baltimore	2	0	0
2021	Tennessee	1	0	0
NFL Totals		11	0	0


Additional Statistics

Fumble Recovery - 1 (2013)



41 ZACH CUNNINGHAM

LINEBACKER • 6'3" • 238 LBS • COLLEGE: VANDERBILT
ACQUIRED: WAIVERS (HOU) - 2021 • NFL EXPERIENCE (NFL/TITANS): 6/2
HOMETOWN: PINSON, ALA.
GAMES PLAYED/GAMES STARTED: 82/76 (PLAYOFFS: 4/4)



PRO: The Titans claimed Zach Cunningham off waivers in early December 2021 to provide experience and depth in the linebacker corps. The 6-foot-3-inch, 238-pound defender possesses tremendous instincts and speed for the position and led the NFL in tackles in 2020. The Vanderbilt product entered the NFL as a second-round pick of the Houston Texans and spent his first four and a half seasons with the club. He was coached by Titans head coach Mike Vrabel and Titans defensive coordinator Shane Bowen as a rookie in 2017, and was also coached by Titans inside linebackers coach Bobby King from 2017-20.

CAREER HIGHLIGHTS:

- In 2021, Cunningham saw action in 14 combined games with the Texans and Titans and registered 92 tackles, seven stops for loss, three passes defended and a forced fumble.
- In 2020, Cunningham led the NFL with 163 total tackles. He tied Ray Lewis (2003) and Darius Leonard (2018) for the 10th-most tackles in a single season since 2000.
- In 2019, Cunningham led the AFC with 137 total tackles, including seven tackles for loss, two sacks, three quarterback hits, two passes defended and two fumble recoveries.
- In 2017, Cunningham finished tied for second among all NFL rookies with 87 total tackles.

TITANS TIDBITS:

- Cunningham became Vanderbilt's first unanimous All-American with a stellar junior campaign in 2016.

CAREER TRANSACTIONS:

- The Pinson, Ala., native was selected by the Houston Texans in the second round (57th overall) of the 2017 NFL Draft.
- Waived by the Texans on Dec. 8, 2021.
- Claimed by the Titans off waivers from the Texans on Dec. 9, 2021.

SEASON RECAPS:

2022 (6/6 - Tennessee): Started six games at linebacker in his first full season with the Titans. Registered 23 tackles, a quarterback pressure, a pass defended and a special teams stop. Placed on injured reserve on Nov. 12 and missed six games before being designated to return on Dec. 23. Placed on injured reserve on Dec. 29 and missed the final two games. Was inactive for three contests. Tied for the team lead in passes defended once in 2022 (at BUF).

- Against N.Y. Giants (9/11), started at linebacker and posted six tackles with an additional stop on special teams.
- At Buffalo (9/19), started at linebacker and collected five tackles, a pass defended and a quarterback pressure. Stuffed Devin Singletary for no gain on a rush off left guard early in the first quarter. Teamed with Caleb Farley to stop James Cook for no gain on a rush off left end late in the opening stanza. Stuffed Zach Moss for no gain up the middle in the opening quarter. Halted a Bills' drive by deflecting a Josh Allen fourth-and-one pass in the first quarter.
- Against Las Vegas (9/25), started at linebacker and notched four tackles before leaving the game early in the third quarter with an injury.
- At Indianapolis (10/2), was inactive.
- At Washington (10/9), was inactive.
- Against Indianapolis (10/23), was inactive.
- At Houston (10/30), returned to the lineup as a starter at linebacker and notched four tackles. Combined with Bud Dupree to stuff Dameon Pierce for no gain on a rush off right tackle in the first quarter. Stonewalled Pierce

for no gain on a rush off left guard in the third stanza.

- At Kansas City (11/6), started at linebacker and produced four tackles before leaving the game with an injury in the third quarter. Combined with Bud Dupree to drop Clyde Edwards-Helaire for no gain on a rush off left guard in the first quarter.
- Against Houston (12/24), returned to the lineup as a starter at linebacker before leaving the game in the second quarter with an injury.

2021 (10/7 - Houston; 4/4, 1/1 - Tennessee): Claimed off waivers from the Texans on Dec. 9. Started four games at inside linebacker for the Titans and registered 25 tackles, three stops for loss and a special teams stop. Was inactive for one contest with the Titans. Started the postseason contest and led the team with 10 tackles, including a stop for loss. Led or tied for the Titans team lead in tackles four times in 2021 (at PIT, vs. MIA, at HOU, vs. CIN). Played in 10 games with seven starts for the Texans and compiled 67 tackles, including four stops for loss, three passes defended and a forced fumble. Was inactive for one contest and missed another game on the reserve/COVID-19 list while with the Texans.

- Against Carolina (9/23), registered a team-best 14 tackles for the Texans.
- At Tennessee (11/21), posted 11 tackles, including a stop for loss, a forced fumble and a pass defended.
- At Pittsburgh (12/19), made his Titans debut as a starter at linebacker and led the team with six tackles. Stuffed Najee Harris for no gain on a rush off right tackle in the second quarter.
- Against Miami (1/2), started at linebacker and tied for the team lead with six tackles. Combined with Harold Landry III to stuff Phillip Lindsay for no gain on a rush up the middle in the first stanza.
- At Houston (1/9), started at linebacker and led the team with nine tackles, including two stops for loss. Posted a special teams stop on coverage units. Teamed with David Long Jr. to drop Rex Burkhead for a one-yard loss on a rush up the middle in the second stanza. Stonewalled David Johnson for a five-yard loss on a short pass in the third quarter.
- Against Cincinnati (1/22), led the team and set a career postseason high with 10 tackles, including a stop for loss. Dropped Joe Mixon for no gain on a rush up the middle in the second quarter. Combined with Kyle Peko to drop Mixon for a one-yard loss on a rush off left guard in the final stanza.

2020 (16/16 - Houston): Started all 16 games and led the NFL with 163 total tackles, while also notching a single-season career high with three sacks.

- Against Baltimore (9/20), recorded a team-high 15 total tackles and logged a sack, a tackle for loss and a quarterback hit. Became the fourth player in franchise history with at least 15 total tackles and a sack in a game.
- Against Minnesota (10/4), tied for the team lead with 10 total tackles, recording consecutive games with at least 10 total tackles for the seventh time in his career.
- Against Jacksonville (10/11), posted 10 total tackles, two tackles for loss, a sack and a quarterback hit. Became just the sixth player in the NFL since 2010 with at least 50 total tackles and two sacks in the first five games of a season.
- At Jacksonville (11/8), tallied seven total tackles, a pass defended and a sack, which set a single season career high (three).
- Against New England (11/22), tied for the team lead with nine total tackles and a quarterback hit, becoming the fourth player in franchise history with at least 100 total tackles in three consecutive seasons.
- Against Tennessee (1/3), joined J.J. Watt (Week 15 of 2012) as the only players in Texans history with at least 10 total tackles, a tackle for loss and a forced fumble in a single game. Snuffed out the screen pass and stopped

Jeff Wilson Jr. for a two-yard loss in the second quarter.

2019 (16/16, 2/2 - Houston): Started in all 16 regular season games and finished the season with 137 total tackles, including seven tackles for loss, two sacks, three quarterback hits, two passes defended, two fumble recoveries and five special teams tackles. His 137 tackles led the AFC and ranked seventh in the NFL. Was the only player in the NFL in 2019 to record over 100 tackles on defense and at least five tackles on special teams. Started both postseason contests and tallied 16 tackles, including two stops for loss and two passes defended.

- Against Jacksonville (9/15), led the team with 10 total tackles. Sacked Gardner Minshew II for a loss of eight yards.
- Against Carolina (9/29), led the team with 14 total tackles and added a tackle for loss. His 14 tackles were the most by a Texan since Benardrick McKinney recorded 15 in Week 3 of 2016.
- Against Indianapolis (11/21), led the team with a single-game career-high 16 total tackles, which ties for the fourth-most total tackles recorded in a game in Texans history.
- Against New England (12/1), tied for the team lead with seven tackles and added a half sack and a quarterback hit.
- Against Denver (12/8), led the team with 16 total tackles and added two tackles for loss and a special teams tackle.
- At Tennessee (12/15), led the team with 14 total tackles, including a half sack and a quarterback hit. Registered his fourth game with at least 14 tackles in 2019, which set a single-season franchise record and tied DeMeco Ryans (four) for the most such games in a career in franchise history.
- Against Buffalo (1/4), finished second on the team with nine total tackles, a tackle for loss and a pass defended in the wild card round win. Became the third player in Texans history to record at least five total tackles, a tackle for loss and a pass defended in a postseason game, joining Johnathan Joseph (2011) and J.J. Watt (2012).
- At Kansas City (1/12), led the team with seven total tackles and had a quarterback hit, a tackle for loss and a pass defended in the divisional round.

2018 (14/14, 1/1 - Houston): Started 14 games at linebacker and tied for the team lead with a then career-high 105 total tackles. Added five passes defended, an interception returned for a touchdown, three tackles for loss, two forced fumbles and a fumble recovery. Was inactive for two contests. Started his first career postseason contest and registered seven tackles with a pass defended.

- At New England (9/9), finished tied for second on the team with seven total tackles and a pass defended.
- At Indianapolis (9/30), recorded seven total tackles, a stop for loss and two passes defended. Passed Dunta Robinson (105) for the fourth-most total tackles by a player through his first 20 career games in franchise history.
- Against Buffalo (10/14), tallied a then career-high 13 total tackles. Ranked fifth in franchise history for the most total tackles (50) through a player's first six games of a season.
- At Jacksonville (10/21), led the team with 10 total tackles and a forced fumble. Became the first Texans player to record three consecutive games with at least 10 total tackles since DeMeco Ryans and Bernard Pollard in 2010 season.
- Against Cleveland (12/2), notched two total tackles and his first career interception that he returned 38 yards for a touchdown.
- At Philadelphia (12/23), recorded 12 total tackles and a forced fumble. Joined Kiko Alonso and Bobby Wagner as the only players in the NFL to record multiple games with at least 10 total tackles and a forced fumble in 2018.
- Against Indianapolis (1/5), posted seven total tackles, a quarterback hit, a pass defended and a special teams tackle in his postseason debut in the wild card round.

2017 (16/13 - Houston): Saw action in all 16 games with 13 starts as a rookie and finished second on the team with 82 total tackles, to go along with six passes defended, five tackles for loss, two quarterback hits, 1.5 sacks and a forced fumble. Finished tied for second among all NFL rookies in total tackles and fourth in franchise history among rookies. Became the first player in franchise history to record 80 total tackles and eight special teams tackles in a single season.

- Against Jacksonville (9/10), recorded four defensive tackles, a pass defended and a special teams stop in his NFL debut.
- At Cincinnati (9/14), made his first career start at linebacker and recorded

four solo stops.

- Against Kansas City (10/8), made nine combined tackles and added his first career forced fumble.
- At Tennessee (12/3), notched four total tackles while producing his first career quarterback hit, first two tackles for loss and first career sack.
- Against San Francisco (12/10), posted nine tackles, including a stop for loss and a sack in consecutive weeks for the first time in his career.
- Against Pittsburgh (12/25), notched 10 total tackles, while recording a career-high three passes defended.

COLLEGE:

- Played three seasons (2014-16) at Vanderbilt after redshirting the 2013 campaign. Finished his Commodores career ranked third in program history with 39.5 tackles for loss and notched 295 career tackles.
- Earned coaches first-team All-SEC honors (2015-16) and was named an Associated Press First-Team All-SEC selection (2015-16).
- As a junior (2016), swept first-team All-America honors from every prestigious outlet, including Associated Press, Football Writers of America (FWAA), Walter Camp Foundation, American Football Coaches Association (AFCA), ESPN, Sports Illustrated, CBS Sports, The Sporting News and USA Today. Became just the third player in Vanderbilt history to earn first-team All-America honors from the Walter Camp Foundation. Finished the regular season leading the SEC with 125 total tackles (9.6 per game), ranking sixth nationally in 2016.
- As a sophomore (2015), played in all 12 games and earned nine starts at inside linebacker and ranked among the league leaders in numerous statistical categories, including tackles for loss, solo tackles, total tackles, forced fumbles and fumble recoveries.
- As a redshirt freshman (2014), compiled 67 total tackles, 1.5 sacks, 6.5 tackles for loss and a forced fumble.
- As a true freshman (2013), redshirted participating as a scout team linebacker.
- Majored in economics at Vanderbilt.

PERSONAL:

- Attended Pinson (Ala.) Valley High School where he was a senior captain and three-year starter at linebacker for the Indians. Amassed 448 total tackles during his three-year varsity career.
- Concluded his prep career by receiving Alabama 5A Lineman of the Year and Birmingham News' Lineman of the Year honors after 2012 campaign.
- As a senior (2012), earned first-team all-state honors after leading PVHS to an 8-4 record and the second round of the 5A playoffs. Contributed 194 total tackles, including 41 tackles for loss and 12 sacks along with four blocked punts during the season.
- Participated in postseason Semper Fidelis All-American Bowl.
- As junior (2011), earned all-state recognition after registering 152 tackles.
- Son of Fred and Sophie Cunningham. Has four brothers: Frederick, Ethan, Nathan and Zapheth; and two sisters, Gabriel and Danica.
- Enjoys playing the guitar.
- Follow Cunningham on Twitter and Instagram at @ZCunningham_LB.
- Born Zachary Daniel Cunningham on Dec. 12, 1994 in Pinson, Ala.

ZACH CUNNINGHAM'S NFL STATISTICS

REGULAR SEASON				TACKLES							INTERCEPTIONS					FUMBLES			
Year	Team	GP	GS	Tot	Solo	Asst	Sk	Yds	QBP	TFL	No	Yds	Lg	TD	PD	FF	FR	Yds	SpT
2017	Houston	16	13	82	45	37	1.5	7.5	2	5	0	0	0	0	6	1	0	0	8
2018	Houston	14	14	105	73	32	0.0	0.0	2	3	1	38	38t	1	5	2	1	0	2
2019	Houston	16	16	137	95	42	2.0	11.0	3	7	0	0	0	0	2	0	2	24	5
2020	Houston	16	16	163	105	58	3.0	16.0	4	7	0	0	0	0	2	1	0	0	1
2021	HST/TEN	14	11	92	50	42	0.0	0.0	1	7	0	0	0	0	3	1	0	0	1
2022	Tennessee	6	6	23	14	9	0.0	0.0	1	0	0	0	0	0	1	0	0	0	1
NFL Totals		82	76	602	382	220	6.5	34.5	13	29	1	38	38t	1	19	5	3	24	17

PLAYOFFS				TACKLES							INTERCEPTIONS					FUMBLES			
Year	Team	GP	GS	Tot	Solo	Asst	Sk	Yds	QBP	TFL	No	Yds	Lg	TD	PD	FF	FR	Yds	SpT
2018	Houston	1	1	7	5	2	0.0	0.0	1	0	0	0	0	0	1	0	0	0	1
2019	Houston	2	2	16	10	6	0.0	0.0	1	2	0	0	0	0	2	0	0	0	0
2021	Tennessee	1	1	10	8	2	0.0	0.0	0	1	0	0	0	0	0	0	0	0	0
NFL Totals		4	4	33	23	10	0.0	0.0	2	3	0	0	0	0	3	0	0	0	1

Single-Game Highs

Tackles - 16 (Twice, last vs. Denver 12/8/19)
 Sacks - 1 (Five times, last at Jacksonville 11/8/20)
 Interceptions - 1 vs. Cleveland (12/2/18)
 Passes Defensed - 3 vs. Pittsburgh (12/25/17)
 Forced Fumble - 1 (Five times, last at Tennessee 11/21/21)
 Fumble Recovery - 1 (Three times, last at Jacksonville 11/3/19)
 Special Teams Tackles - 2 at Cincinnati (9/14/17)

Playoff Single-Game Highs

Tackles - 10 vs. Cincinnati (1/22/22)
 Tackles For Loss - 1 vs. Cincinnati (1/22/22)
 Passes Defensed - 1 (Three times, last at Kansas City 1/12/20)
 Special Teams Tackles - 1 vs. Indianapolis (1/5/19)

Additional Statistics

Touchdowns - 1 (38-yard interception return vs. Cleveland, 12/2/18)



71 DENNIS DALEY

OFFENSIVE LINE • 6'6" • 326 LBS • COLLEGE: SOUTH CAROLINA
ACQUIRED: TRADE (CAR) - 2022
NFL EXPERIENCE (NFL/TITANS): 4/1 • HOMETOWN: COLUMBIA, S.C.
GAMES PLAYED/GAMES STARTED: 51/36 (PLAYOFFS: 0/0)



PRO: The Titans traded for Dennis Daley prior to the start of the 2022 regular season to add experience and versatility to the offensive front. The 6-foot-6-inch, 326-pounder was originally selected by the Carolina Panthers in the sixth round of the 2019 NFL Draft. Daley appeared in 34 games with 21 starts over three seasons with the Panthers (2019-21). The Columbia, S.C., native has started at three positions during his career: left tackle (13), left guard (5) and right guard (3).

TITANS TIDBITS:

• Daley attended Georgia Military College after graduating high school. He says, "it was the toughest two years of my life. It was a big change for me. I'm just glad I was able to make it out... It made me 10 times more disciplined. If I can go through that I feel like I can go through anything. That helped me achieve everything at the University of South Carolina and make it to the NFL."

CAREER TRANSACTIONS:

- The Columbia, S.C., native was originally selected by the Carolina Panthers in the sixth round (212th overall) of the 2019 NFL Draft.
- Traded by the Panthers to the Titans with a 2024 seventh-round pick in exchange for a 2024 fifth-round draft pick on Aug. 30, 2022.

SEASON RECAPS:

- 2022 (17/15 - Tennessee):** Saw action in all 17 games with 15 starts at left tackle in his first season with the Titans. Helped open holes for Derrick Henry to finish second in the NFL with 1,538 rushing yards.
- Against N.Y. Giants (9/11), made his Titans debut as a reserve on special teams.
 - At Buffalo (9/19), took over at left tackle after Taylor Lewan left the game following the first play from scrimmage with an injury.
 - Against Las Vegas (9/25), made his first start with the Titans at left tackle and was a member of an offensive front that allowed just one sack on 27 pass attempts.
 - At Indianapolis (10/2), started at left tackle and helped open holes for Derrick Henry to amass 114 rushing yards on 22 carries with a touchdown.
 - At Washington (10/9), started at left tackle and helped create running lanes for Derrick Henry to post 102 yards on the ground with two rushing scores.
 - Against Indianapolis (10/23), started at left tackle and blocked for Derrick Henry to collect 128 yards on the ground.
 - At Houston (10/30), started at left tackle and helped open holes for Titans' ball carriers to gain 314 rushing yards, the second-highest total in franchise history, including a 219-yard, two-touchdown performance by Derrick Henry.
 - At Kansas City (11/6), started at left tackle and blocked for Derrick Henry to amass 115 rushing yards on 17 carries with two rushing touchdowns.
 - Against Denver (11/13), started at left tackle and was a part of an offensive front that allowed just one sack on 36 pass attempts.
 - At Green Bay (11/17), started at left tackle and blocked for an offense that amassed 408 total yards with four touchdowns.
 - Against Cincinnati (11/27), started at left tackle.
 - At Philadelphia (12/4), started at left tackle.
 - Against Jacksonville (12/11), started at left tackle and helped Derrick Henry rush for 121 yards on 17 carries with a touchdown.
 - At L.A. Chargers (12/18), started at left tackle and opened holes for Derrick Henry to amass 104 rushing yards on 21 carries with a touchdown.
 - Against Houston (12/24), started at left tackle and blocked for Derrick Henry to rush for 126 yards on 23 carries with a touchdown.
 - Against Dallas (12/29), started at left tackle in his 50th career regular

season game.

- At Jacksonville (1/7), started at left tackle and helped open holes for Derrick Henry to amass 109 rushing yards.

2021 (15/9 - Carolina): Saw action in 15 games with nine starts (one at right guard, five at left guard, three at left tackle). Did not play in one contest and was on reserve/COVID-19 for another game.

2020 (5/3 - Carolina): Played in five games with three starts (two at right guard, one at left tackle). Was inactive for the first six games. Was inactive for three more games before being placed on injured reserve on Dec. 22.

2019 (14/9 - Carolina): Played in 14 games with nine starts in his rookie campaign. Started nine games at left tackle and was part of an offensive line that helped Christian McCaffrey become the third player in NFL history with over 1,000 yards rushing and 1,000 yards receiving. Was inactive for two games.

COLLEGE:

- Played two seasons at South Carolina after transferring from Georgia Military College. Started 23 of the last 24 games for the Gamecocks.
- As a senior (2018), started the first seven games of the 2018 season and was back in the lineup for the last five games. Left midway through the Tennessee victory with an ankle injury and did not travel to Ole Miss.
- Was one of four seniors selected by their peers for the Unselfish Teammate Award for the offense.
- Invited to the Senior Bowl all-star game following his senior campaign.
- As a junior (2017), played in 12 games with 11 starts as a junior college transfer in his first season with the Gamecocks. Did not play in the season-opening win over NC State, but made his South Carolina debut in the Missouri win, seeing extensive time at left tackle in the second half. Moved into the starting lineup at left tackle against Kentucky and remained in that position for the remainder of the season. Named to the SEC Fall Academic Honor Roll.
- Attended Georgia Military College where he started in 2015 and 2016.
- Graduated in December 2018 with a degree in interdisciplinary studies from South Carolina.

PERSONAL:

- Attended Ridge View (Columbia, S.C.) High School and played left tackle and defensive end for the Ridge View Blazers.
- Follow Daley on Instagram at @dennisdaley74.
- Born Dennis Daley on August 7, 1996 in Fort Lauderdale, Fla.

DENNIS DALEY'S NFL STATISTICS

REGULAR SEASON

Year	Team	GP	GS
2019	Carolina	14	9
2020	Carolina	5	3
2021	Carolina	15	9
2022	Tennessee	17	15
NFL Totals		51	36

Starts Breakdown:

2019 - LT 9; 2020 - RG 2, LT 1; 2021 - LG 5, LT 3, RG 1;
2022 - LT 15

Additional Career Statistics

Tackles - **1 (2022)**



64 NATE DAVIS

OFFENSIVE LINEMAN • 6'3" • 316 LBS • COLLEGE: CHARLOTTE
ACQUIRED: 3RD ROUND - 2019
NFL EXPERIENCE (NFL/TITANS): 4/4 • HOMETOWN: ASHBURN, VA.
GAMES PLAYED/GAMES STARTED: 55/54 (PLAYOFFS: 5/5)



PRO: The Titans selected Nate Davis in the third round (82nd overall) of the 2019 NFL Draft. The 6-foot-3-inch, 316-pounder brings quick feet and physicality to the trenches of the offensive line. The Ashburn, Va., native started 42 games during his first three NFL seasons with an additional five playoff starts. The Titans finished in the NFL's top five in rushing in each of those three campaigns.

CAREER HIGHLIGHTS:

- In 2020, Davis started all 16 games at right guard as part of an offense that tied for the second-overall ranking in the NFL (396.4 yards per game), finished second in rushing (168.1), and allowed the sixth-fewest sacks (25). Davis helped pave the way for Derrick Henry to produce the NFL's eighth all-time 2,000-yard rushing season (2,027).
- As a rookie in 2019, Davis appeared in 13 games with 12 starts at right guard, assuming starting duties in Week 5. Davis also started all three playoff games.

TITANS TIDBITS:

- Growing up, Davis was 'always a pretty big kid.' He played on the offensive or defensive line during Pop Warner, and estimates that in the fourth grade he weighed around 200 pounds.
- Davis was invited to the 2019 Senior Bowl, which he credits for helping him during the draft process. He went head-to-head with defensive linemen from larger conferences, and as an athlete from a smaller conference, he credits his performance at the Senior Bowl for helping put his name into the conversation ahead of the draft.
- Davis' father purchased him a fishing rod as a child and would take him to the pond near their home in Ashburn, Va., to fish and relax.
- Davis is a car enthusiast who has a knack for identifying the year, make and model of a car. He lists his dream car as a Rolls-Royce.

CAREER TRANSACTIONS:

- The Ashburn, Va., native was selected by the Titans in the third round (82nd overall) of the 2019 NFL Draft.

SEASON RECAPS:

2022 (12/12): Started 12 games at right guard and helped open holes for Derrick Henry to finish second in the NFL with 1,538 rushing yards. Was inactive for two contests. Placed on injured reserve on Dec. 23 and missed the final three games.

- Against N.Y. Giants (9/11), started at right guard and was a part of an offensive line that allowed just one sack for zero yards on 33 pass attempts.
- At Buffalo (9/19), started at right guard.
- Against Las Vegas (9/25), started at right guard and was a member of an offensive front that allowed just one sack on 27 pass attempts.
- At Indianapolis (10/2), started at right guard and helped open holes for Derrick Henry to amass 114 rushing yards on 22 carries with a touchdown.
- At Washington (10/9), was inactive.
- Against Indianapolis (10/23), was inactive.
- At Houston (10/30), returned to the lineup as the starter at right guard and helped open holes for Titans' ball carriers to gain 314 rushing yards, the second-highest total in franchise history, including a 219-yard, two-touchdown performance by Derrick Henry.
- At Kansas City (11/6), started at right guard and blocked for Derrick Henry to amass 115 rushing yards on 17 carries with two rushing touchdowns.
- Against Denver (11/13), started at right guard in his 50th career regular season game and was a part of an offensive front that allowed just one sack

on 36 pass attempts.

- At Green Bay (11/17), started at right guard and blocked for an offense that amassed 408 total yards with four touchdowns.
- Against Cincinnati (11/27), started at right guard.
- At Philadelphia (12/4), started at right guard.
- Against Jacksonville (12/11), started at right guard and helped Derrick Henry rush for 121 yards on 17 carries with a touchdown.
- At L.A. Chargers (12/18), started at right guard and opened holes for Derrick Henry to amass 104 rushing yards on 21 carries with a touchdown.

2021 (14/14, 1/1): Started 14 games at right guard and blocked for the NFL's fifth-ranked rushing attack. Was inactive for three contests. Started the postseason contest at right guard.

- At Seattle (9/19), started at right guard and helped open holes for Derrick Henry to rush for 182 yards.
- Against Indianapolis (9/26), started at right guard and blocked for Titans' rushers to gain 180 yards on the ground.
- At Jacksonville (10/10), started at right guard and helped block for Derrick Henry to amass 130 yards on the ground with three rushing touchdowns.
- Against Buffalo (10/18), started at right guard and was a part of an offensive front that did not allow a sack on 29 pass attempts. Helped open holes for Derrick Henry to amass 143 rushing yards and three scores on 23 carries.
- Against Kansas City (10/24), started at right guard and helped block for an offense that registered 369 total yards while only allowing one sack on 28 pass attempts.
- At Indianapolis (10/31), started at right guard and helped the offense amass 340 total yards in the victory. Left the game late in the third quarter with an injury.
- At Pittsburgh (12/19), started at right guard and helped block for Titans' ball carriers to amass 201 rushing yards.
- Against San Francisco (12/23), started at right guard. Helped the Titans convert a season-high nine third downs on 16 attempts in the game, while scoring on four of its five possessions in the second half.
- Against Miami (1/2), started at right guard and helped open holes for Titans' ball carriers to gain 198 yards on the ground with two rushing scores.
- At Houston (1/9), started at right guard and helped block for an offense that registered 405 total yards while only allowing one sack on 32 pass attempts.
- Against Cincinnati (1/22), started at right guard and helped open holes for Titans' rushers to amass 140 yards on the ground on 27 carries.

2020 (16/16, 1/1): Started all 16 games at right guard and helped Derrick Henry become the eighth player in NFL history to eclipse 2,000 rushing yards in a season. Started the postseason contest at right guard.

- At Denver (9/14), started at right guard and was a part of an offensive front that allowed the Titans to amass 377 total yards. Member of a line that allowed just one sack on 43 pass attempts.
- Against Buffalo (10/13), started at right guard and was a part of an offensive line that blocked for Titans' rushers to gain 139 yards on the ground while not allowing a sack on 28 pass attempts.
- Against Houston (10/18), started at right guard and helped the offense become the first unit in NFL history to have a passer reach 350 yards (364 by Ryan Tannehill) and a rusher reach 200 yards (212 by Derrick Henry) in a game.
- At Cincinnati (11/1), started at right guard and blocked for Titans' rushers to gain 218 yards on 29 carries.
- At Indianapolis (11/29), started at right guard and blocked for Titans'

rushers to gain 229 yards on 45 carries. Member of an offensive front that allowed just one sack on 22 pass attempts.

- At Jacksonville (12/13), started at right guard and helped open holes for Titans' rushers to gain 249 yards on the ground, including a 215-yard performance by Derrick Henry.
- Against Detroit (12/20), started at right guard and helped block for Titans' ball carriers to gain 195 yards and score three touchdowns on the ground.
- At Houston (1/3), started at right guard and blocked for Derrick Henry to gain a franchise-record 250 rushing yards in the Titans' division-clinching victory and in the process become the eighth player in NFL history to eclipse 2,000 rushing yards in a season.
- Against Baltimore (1/10), started at right guard.

2019 (13/12, 3/3): Played in 13 games with 12 starts at right guard and helped Derrick Henry lead the NFL with 1,540 rushing yards. Was inactive for the first three regular season contests. Started all three postseason contests at right guard. Appeared in his first career NFL contest at Atlanta (9/29/19). Made his first career NFL start against Buffalo (10/6/19).

- At Atlanta (9/29), made his NFL debut as a reserve at right guard. Was a part of an offensive front that did not allow a sack on 27 pass attempts, while opening holes for Titans' ball carriers to gain 138 yards on the ground.
- Against Buffalo (10/6), started his first career NFL contest at right guard.
- Against Kansas City (11/10), started at right guard and helped open holes for Titans' rushers to gain 225 yards on the ground.
- Against Jacksonville (11/24), started at right guard and blocked for Titans' ball carriers to gain 219 rushing yards.
- At Indianapolis (12/1), started at right guard and helped open holes for Derrick Henry to collect 149 rushing yards on 26 carries.
- At Oakland (12/8), started at right guard and was a part of an offensive front that blocked for Titans' ball carriers to gain 161 yards on the ground, while also not allowing a sack on 27 pass attempts.
- Against Houston (12/15), started at right guard and was a member of an offensive line that opened holes for Titans' rushers to gain 163 yards on the ground.
- Against New Orleans (12/22), started at right guard and helped the Titans amass 149 rushing yards on 26 carries.
- At Houston (12/29), started at right guard and was a part of an offensive front that blocked for Derrick Henry to amass 211 yards on the ground and become the NFL's leading rusher in 2019.
- At New England (1/4), started at right guard in his first career postseason game and was a member of an offensive front that opened holes for Derrick Henry to collect 182 yards on the ground.
- At Baltimore (1/11), started at right guard and was a part of an offensive line that blocked for Derrick Henry to collect a franchise postseason record 195 rushing yards.

COLLEGE:

- In four seasons at Charlotte (2015-18), Davis appeared in 41 career games with 37 starts. A four-year starter on the offensive line, Davis started at guard from 2015-17 before switching to right tackle for his senior season in 2018.
- As a senior (2018), appeared in eight games with seven starts at tackle. Blocked for the league's fifth-best rushing attack which averaged 159.9 yards per game. Helped create lanes for running back Benny LeMay to record a 1,000-yard season. Earned First Team All-C-USA recognition by Phil Steele and Second Team All-C-USA recognition by the league's coaches. Named Charlotte's Best Offensive Player for 2018 by SB Nation.
- As a junior (2017), started all 12 games at right guard. Helped the 49ers rushing offense rank eighth in C-USA, averaging 166.2 yards per game. Was part of an offensive line that ranked fifth in sacks allowed with 22. Earned Honorable Mention All-C-USA honors.
- As a sophomore (2016), saw action in nine games with eight starts at right guard and helped the 49ers run game rank sixth in C-USA averaging 176.2 yards per game. Earned Honorable Mention All-C-USA honors.
- As a freshman (2015), appeared in all 12 games with 10 starts at right guard.
- Redshirted in 2014.
- Majored in Africana studies and minored in American studies at Charlotte.

PERSONAL:

- Attended Stone Bridge (Va.) High School and was a first team all-state and 5A North All-Region First Team lineman. Davis was a four-year letterman in high school.
- Helped lead the Bulldogs to a Liberty District Championship as a senior

in 2014.

- In 2013, he was named team MVP, captain, and first team All-Liberty conference en route to helping the Bulldogs win the Virginia AAA Div. 5 Championship.
- Has one older sister, Kimberley.
- Son of Ken and Natalie Davis.
- Follow Davis on Twitter at @Nate_Davis73.
- Follow Davis on Instagram at @Nate.Davis64.
- List of favorites: (TV show) "Black-ish"; (movie) "The Dark Knight"; (musician) Drake; (food) chicken wings; and (dessert) ice cream.
- Born Nathaniel Matthew Eugene Davis on Sept. 23, 1996 in York, Maine.

NATE DAVIS' NFL STATISTICS

REGULAR SEASON

Year	Team	GP	GS
2019	Tennessee	13	12
2020	Tennessee	16	16
2021	Tennessee	14	14
2022	Tennessee	12	12
NFL Totals		55	54

PLAYOFFS

Year	Team	GP	GS
2019	Tennessee	3	3
2020	Tennessee	1	1
2021	Tennessee	1	1
NFL Totals		5	5

Starts Breakdown:

2019 - RG 12 (Playoffs - RG 3); 2020 - RG 16 (Playoffs - RG 1); 2021 - RG 14 (Playoffs - RG 1); **2022 - RG 12**

Additional Career Statistics

Misc. Tackles - 3 (2019), 1 (2021)




11 JOSHUA DOBBS

QUARTERBACK • 6'3" • 216 LBS • COLLEGE: TENNESSEE

ACQUIRED: FREE AGENT - 2022

NFL EXPERIENCE (NFL/TITANS): 6/1 • HOMETOWN: ALPHARETTA, GA.

GAMES PLAYED/GAMES STARTED: 8/2 (PLAYOFFS: 0/0)



PRO: The Titans signed veteran signal caller Joshua Dobbs to the active roster from the Detroit Lions' practice squad prior to Week 16 of the 2022 regular season. The 6-foot-3-inch, 216-pounder entered the NFL as a fourth-round selection (135th overall) by the Pittsburgh Steelers in the 2017 NFL Draft. He has played in six games as a reserve, all with the Steelers. Dobbs has also spent time with the Jacksonville Jaguars (2019) and Cleveland Browns (2022). In four years at the University of Tennessee (2013-16), he played in 37 games and set multiple school records including career rushing yards by a quarterback (2,160) and career rushing touchdowns by a quarterback (32).

TITANS TIDBITS:

- Dobbs spent two years in a row (2020-21) with the NASA Kennedy Space Flight Center as part of the NFLPA's virtual Externship program, which provides NFL players with professional development experiences to prepare them for careers after football.
- Dobbs spent the summer of 2015 at an internship at Pratt & Whitney, where he worked at the world leader in design, manufacture and service of aircraft engines for the United States government.

CAREER TRANSACTIONS:

- The Alpharetta, Ga., native was originally selected by the Pittsburgh Steelers in the fourth round (135th overall) of the 2017 NFL Draft.
- Traded by the Steelers to the Jacksonville Jaguars for a 2020 sixth-round draft pick on Sept. 9, 2019.
- Waived by the Jaguars on Sept. 5, 2020.
- Claimed off waivers by the Steelers on Sept. 6, 2020.
- Signed by the Steelers as an unrestricted free agent on April 19, 2021.
- Signed by the Cleveland Browns as an unrestricted free agent on April 14, 2022.
- Released by the Browns on Nov. 28, 2022.
- Signed by the Detroit Lions to their practice squad on Dec. 5, 2022.
- Activated from the Lions' practice squad to the active roster standard elevation on Dec. 17, 2022.
- Signed by the Titans to the team's active roster off of the Lions' practice squad on Dec. 21, 2022.

SEASON RECAPS:

2022 (0/0 - Cleveland; 0/0 - Detroit; 2/2 - Tennessee): Made his first two career starts in the final two games of the season for the Titans and completed 40 of 68 passes for 411 yards with two touchdowns and two interceptions. Rushed eight times for 44 yards. Signed by the Titans to their active roster from the Lions' practice squad on Dec. 21 and did not play in one contest. Did not play as the backup quarterback in 11 games with the Browns before being released on Nov. 28. Signed to the Lions practice squad on Dec. 5. Was elevated to the active roster for one contest with Detroit, but was inactive.

- Against Houston (12/24), did not play as the backup quarterback.
- Against Dallas (12/29), made his first career NFL start eight days after signing with the team and completed 20 of 39 passes for 232 yards with a touchdown and an interception. Rushed three times for 12 yards. Extended the Titans' touchdown drive with two third-down conversions: a 21-yard pass to Treyton Burks on third-and-six and a nine-yard connection to Robert Woods on third-and-six. Cut the Cowboys' lead to 17-13 with his first career touchdown pass, a seven-yard strike to Woods, on third-and-six in the third quarter.
- At Jacksonville (1/7), started at quarterback and completed 20 of 29 passes for 179 yards with a touchdown and an interception. Rushed five times for 32 yards. In the first half, completed 12 of 15 passes for 114 yards

and one touchdown (120.6 passer rating). Extended the Titans' opening scoring drive with three conversions: a 10-yard pass to Chig Okonkwo on third-and-two, a seven-yard pass to Austin Hooper on fourth-and-three and a nine-yard strike to Robert Woods on fourth-and-three in the first stanza. Kept the Titans' touchdown drive alive with a seven-yard toss to Hooper on third-and-five in the second quarter. Gave the Titans a 10-0 advantage with a 21-yard touchdown pass to Okonkwo in the second quarter. Extended the Titans' scoring drive just before halftime with a 10-yard connection with Hooper on third-and-eight.

2021 (0/0 - Pittsburgh): Placed on injured reserve on Aug. 31 and missed the entire season.

2020 (1/0, 0/0 - Pittsburgh): Played as a reserve in one contest and completed four of five passes for two yards. Rushed twice for 20 yards. Was inactive for 15 games during the regular season and the postseason matchup.

2019 (0/0 - Pittsburgh; 0/0 - Jacksonville): Was inactive for the opener with the Steelers before being traded to the Jaguars on Sept. 9. Did not play as the backup quarterback in eight games and was inactive for another seven contests with the Jaguars.

2018 (5/0 - Pittsburgh): Saw action in five games as a reserve during the regular season and completed six of 12 passes for 43 yards with an interception. Also added 11 rushing yards on four attempts. Did not play as the backup quarterback in 11 contests.

2017 (0/0, 0/0 - Pittsburgh): As a rookie, was inactive for 15 games and dressed but did not play in one contest. Was inactive for the playoff game.

COLLEGE:

- Started 35 of 37 games played at the University of Tennessee (2013-16). Finished his career with a 23-12 record, 3-0 in Bowl games, as a starting quarterback, tying for the fifth-most wins by a starting signal caller in program history.
- Set school records for career rushing yards by a quarterback (2,160), career rushing touchdowns by a quarterback (32), single-season rushing yards by a quarterback (831 in 2016) and single-season rushing touchdowns by a quarterback (12 in 2016).
- Ranked fifth in Tennessee history in career passing yards (7,138) and his 9,360 yards of total offense (7,138 passing, 2,160 rushing and 62 receiving) ranked third in school annals.
- Was one of three quarterbacks in SEC history to record 15 passing touchdowns and 10 rushing scores in multiple seasons.
- Was one of four conference quarterbacks to have over 50 career passing touchdowns and 25 career rushing scores.
- As a senior (2016), was named second-team All-SEC and earned SEC Offensive Player of the Year honors by Athlon Sports.
- Was named to the SEC Academic Honor Roll in back-to-back seasons (2014-15).
- Graduated with a degree in aerospace engineering from Tennessee.

PERSONAL:

- Attended Alpharetta High School (Alpharetta, Ga.) and earned first team All-State, first team All-County, first team All-Region, second team All-Area, first team All-Conference, Alpharetta High School Offensive MVP, and AHS Scholar Athlete honors in his senior and junior seasons
- Named the Georgia Rising Senior Bowl MVP with a 237-passing yard

performance, and rushing for 56 yards with three total touchdowns in the game.

- Participated in baseball, earning first team All-Region honors.
- Follow Dobbs on Twitter at @josh_dobbs1.
- Follow Hooker on Instagram at @joshdobbs.
- Born Robert Joshua Dobbs on Jan. 26, 1995 in Alpharetta, Ga.

JOSHUA DOBBS' TITANS GAME-BY-GAME

2022 Tennessee Titans				PASSING										RUSHING					COMBINED RUSH + PASS		
Date	Opp	W/L	P/S	Att	Cmp	Pct	Yds	Yds/Att	TD	Int	Lg	Sk	Lst	Rating	Att	Yds	Avg	Lg	TD	Yards	Touchdowns
Dec 24	Hou	L	DNP																		
Dec 29	Dal	L	S	39	20	51.3	232	5.9	1	1	39	2	12	67.5	3	12	4.0	7	0	244	7
Jan 7	@ Jax	L	S	29	20	69.0	179	6.2	1	1	21t	4	14	82.4	5	32	6.4	11	0	211	21
Totals		0-3	2/2	68	40	58.8	411	6.0	2	2	39	6	26	73.8	8	44	5.5	11	0	455	

JOSHUA DOBBS' NFL STATISTICS

REGULAR SEASON			PASSING											RUSHING				
Year	Team	GP/GS	Att	Cmp	Pct	Yds	Yd/Att	TD	INT	Lg	Sk	Yds	Rat	Att	Yds	Avg	Lg	TD
2017	PIT	0/0	0	0	-	0	-	0	0	0	0	0	-	0	0	-	0	0
2018	PIT	5/0	12	6	50.0	43	3.6	0	1	22	0	0	24.0	4	11	2.8	10	0
2019	PIT/JAX	0/0	0	0	-	0	-	0	0	0	0	0	-	0	0	-	0	0
2020	PIT	1/0	5	4	80.0	2	0.4	0	0	3	0	0	79.2	2	20	10.0	13	0
2021	PIT	0/0	0	0	-	0	-	0	0	0	0	0	-	0	0	-	0	0
2022	CLE/DET/TEN	2/2	68	40	58.8	411	6.0	2	2	39	6	26	73.8	8	44	5.5	11	0
NFL Totals		8/2	85	50	58.8	456	5.4	2	3	39	6	26	66.6	20	69	3.5	13	0

PLAYOFFS			PASSING											RUSHING				
Year	Team	GP/GS	Att	Cmp	Pct	Yds	Yd/Att	TD	INT	Lg	Sk	Yds	Rat	Att	Yds	Avg	Lg	TD
2017	PIT	0/0	0	0	-	0	-	0	0	0	0	0	-	0	0	-	0	0
2020	PIT	0/0	0	0	-	0	-	0	0	0	0	0	-	0	0	-	0	0
NFL Totals		0/0	0	0	-	0	-	0	0	0	0	0	-	0	0	-	0	0

Single-Game Highs

Attempts - **39 vs. Dallas (12/29/22)**
 Completions - **20 (Twice, last at Jacksonville 1/7/23)**
 Passing Yards - **232 vs. Dallas (12/29/22)**
 Touchdown Passes - **1 (Twice, last at Jacksonville 1/7/23)**
 Long Completion - **39 vs. Dallas (12/29/22)**
 Completion Percentage - **69.0 at Jacksonville 1/7/23)**
 Passer Rating - **82.4 at Jacksonville (1/7/23)**

Rushes - **5 at Jacksonville (1/7/23)**
 Rushing Yards - **32 at Jacksonville (1/7/23)**
 Long Rush - **13 at Cleveland (1/3/21)**


Additional Statistics

Fumble Recoveries - **2 (2022)**



48 BUD DUPREE

OUTSIDE LINEBACKER • 6'4" • 269 LBS • COLLEGE: KENTUCKY
ACQUIRED: UNRESTRICTED FREE AGENT (PIT) - 2021
NFL EXPERIENCE (NFL/TITANS): 8/2 • HOMETOWN: IRWINTON, GA.
GAMES PLAYED/GAMES STARTED: 103/83 (PLAYOFFS: 7/6)



PRO: The Titans entered the 2021 NFL free agency period looking to add pass rushing talent and an edge presence from the outside linebacker spot in their 3-4 defensive alignment. The club found just that when they signed veteran Bud Dupree as an unrestricted free agent on March 19, 2021. The 6-foot-4-inch, 269-pounder returned from a season-ending injury with the Pittsburgh Steelers in 2020 to play in 11 games with six starts and totaled 17 tackles, three sacks, 15 quarterback pressures and one forced fumble during his first season in Tennessee. Prior to joining the Titans, Dupree registered 39.5 career sacks and 64 quarterback hits in six seasons (2015-20) with the Steelers. The University of Kentucky product was originally drafted by the Steelers in the first round (22nd overall) of the 2015 NFL Draft.

CAREER HIGHLIGHTS:

- In 2021, Dupree posted a single-game postseason career-best with one sack.
- In 2019, Dupree set a single-season career-high and ranked tied for ninth in the NFL with 11.5 sacks. He also set a single-season career-high and ranked tied for fourth in the NFL with 16 tackles for loss.
- In 2018, Dupree collected 42 tackles, 5.5 sacks, 13 quarterback hits, three passes defended, a forced fumble and an interception returned for a touchdown.
- Dupree finished his Steelers career with 39.5 sacks, which is the 10th most in franchise history.

TITANS TIDBITS:

- During the offseason, Dupree hosts an annual charity weekend in his home state of Georgia with the aim of raising money to alleviate families of financial burdens when a child is facing medical issues. Events include a celebrity basketball game, which has included members of the Harlem Globetrotters, as well as 'Riding for a Cause,' which in one year alone raised \$30,000 for Macon Children's Hospital and single-mother homes. The weekend began in his home county, Wilkinson County, but as participated grew, Dupree relocated the weekend to Macon, Ga.
- Dupree has a street named after him, Bud Dupree Drive, in his hometown of Toombsboro, Ga.
- Dupree wore uniform No. 2 at the University of Kentucky because: "I'm trying to be No. 1, but I am working like I am No. 2."

CAREER TRANSACTIONS:

- The Irwinton, Ga., native was selected by the Pittsburgh Steelers in the first round (22nd overall) of the 2015 NFL Draft.
- Signed by the Steelers as the franchise tag player on April 23, 2020.
- Signed by the Titans as an unrestricted free agent on March 19, 2021.

SEASON RECAPS:

2022 (11/11 - Tennessee): Started 11 games at outside linebacker and ranked fourth on the squad with 33 quarterback pressures. Collected 18 tackles, four sacks, six stops for loss, a pass defended, a forced fumble and two fumble recoveries. Placed on injured reserve on Dec. 29 and missed the final two contests. Was inactive for four games. Led or tied for the team lead in quarterback pressures four times in 2022 (vs. NYG, vs. IND, vs. CIN, at PHI). Tied for the team in sacks three times in 2022 (vs. IND, at HOU, at PHI).

- Against N.Y. Giants (9/11), posted a sack, a fumble recovery and tied for the team lead with six quarterback pressures. Dropped Daniel Jones for a six-yard sack in the first quarter. Recovered a Daniel Jones fumble that was forced by a Jeffery Simmons' strip-sack in the second stanza.

- At Buffalo (9/19), collected a quarterback pressure before leaving the game with an injury in the second quarter.
- Against Las Vegas (9/25), was inactive.
- At Indianapolis (10/2), tallied a tackle and a fumble recovery before leaving the game in the first quarter with an injury. Scooped up a Matt Ryan fumble at the Colts' 32-yard line after a strip-sack by Denico Autry on third-and-15 in the first stanza.
- At Washington (10/9), was inactive.
- Against Indianapolis (10/23), started at outside linebacker and registered three tackles, including a sack and a team-high eight quarterback pressures. Ended a Colts' drive by sacking Matt Ryan for a three-yard loss on third-and-five early in the fourth quarter.
- At Houston (10/30), notched two tackles, including a sack and three quarterback pressures. Combined with Zach Cunningham to stuff Dameon Pierce for no gain on a rush off right tackle in the first quarter. Forced a Texans' field goal after a Titans' turnover deep in their own territory by dropping Davis Mills for a 13-yard sack on third-and-10 in the second quarter.
- At Kansas City (11/6), started at linebacker and produced a tackle and a quarterback pressure before leaving the game in the third quarter with an injury. Combined with Zach Cunningham to drop Clyde Edwards-Helaire for no gain on a rush off left guard in the first quarter.
- Against Denver (11/13), was inactive.
- At Green Bay (11/17), was inactive.
- Against Cincinnati (11/27), returned to the lineup as a starter at outside linebacker and collected two tackles. Tied for the team lead with three quarterback pressures.
- At Philadelphia (12/4), played in his 100th career regular season contest as a starter at outside linebacker and produced two tackles, a strip-sack and two quarterback pressures. Halted an Eagles' drive by sacking Jalen Hurts and forcing a fumble that was recovered by Philadelphia.
- Against Jacksonville (12/11), posted six tackles, including a team-best three stops for loss to go along with two quarterback pressures. Dropped Travis Etienne Jr. for a six-yard loss on a rush off left tackle in the first quarter. Combined with Monty Rice to stuff Etienne Jr. for a one-yard loss on a rush up the middle in the second quarter. Teamed with Naquan Jones to stonewall Etienne Jr. for a one-yard loss of a rush off left tackle in the third stanza. Stopped Ja'Mycal Hasty for a one-yard loss on a rush off left guard in the fourth quarter.
- At L.A. Chargers (12/18), recorded four quarterback pressures.
- Against Houston (12/24), notched three quarterback pressures before leaving the game in the third quarter with an injury.

2021 (11/6, 1/0 - Tennessee): Played in 11 games with six starts at outside linebacker in his first season with the Titans. Ranked fourth on the team with three sacks and fifth on the squad with 15 quarterback pressures. Notched 17 tackles, including two stops for loss, a pass defended and a forced fumble. Was inactive for two games and did not play in another contest. Placed on injured reserve on Nov. 20 and missed three games before being activated from injured reserve designated to return on Dec. 18. Saw action as a reserve in the postseason contest and registered two tackles, including a sack and two quarterback pressures. Tied for the team lead in sacks twice in 2021 (at PIT, vs. SF). Tied for the team lead in passes defended once in 2021 (vs. BUF).

- Against Arizona (9/12), made his Titans debut as a starter at outside linebacker. Collected a solo tackle and a quarterback pressure.
- Against Buffalo (10/18), saw significant action as a reserve at outside linebacker and registered two tackles, a quarterback pressure and a pass

defensed. Batted back a pass intended for Cole Beasley in the fourth quarter.

- Against Kansas City (10/24), played as a reserve at outside linebacker and collected a sack, a forced fumble and two quarterback pressures. Ended the Chiefs' first possession by dropping Patrick Mahomes for a seven-yard sack and forcing a fumble that was recovered by Kansas City on third-and-seven in the first quarter.
- At Indianapolis (10/31), saw significant action as a reserve at outside linebacker and posted two tackles and a quarterback pressure. Pressured Carson Wentz causing him to throw a pick-six to Elijah Molden late in the fourth quarter.
- At L.A. Rams (11/7), played as a reserve at outside linebacker and tallied a quarterback pressure. Ended a Rams' drive by pressuring Matthew Stafford and causing an errant throw on fourth-and-one in the fourth quarter.
- At Pittsburgh (12/19), started at outside linebacker against his former team and notched two tackles, including a sack and two quarterback pressures. Dropped Ben Roethlisberger for a nine-yard sack early in the third quarter.
- Against San Francisco (12/23), started at outside linebacker and tallied four tackles, including a sack and two quarterback pressures. Stonewalled Jeff Wilson Jr. for no gain on a rush off right end in the second stanza. Dropped Jimmy Garoppolo for a nine-yard sack early in the fourth quarter.
- At Houston (1/9), started at outside linebacker and compiled three tackles and two quarterback pressures. Combined with Larrell Murchison to stop David Johnson for no gain on a rush off left guard in the first quarter.
- Against Cincinnati (1/22), saw significant action as a reserve at outside linebacker and posted two tackles, including a sack and two quarterback pressures. Ended a Bengals' drive by dropping Joe Burrow for a 16-yard sack on third-and-three in the fourth quarter.

2020 (11/11, 0/0 - Pittsburgh): Started 11 games before an injury ended his season. Posted 31 tackles and ranked second on the team in forced fumbles (two), third in sacks (eight), fourth in tackles for loss (eight) and fourth in quarterback hits (15). Placed on injured reserve on Dec. 3.

- At N.Y. Giants (9/14), finished the game with four tackles, two tackles for loss, a quarterback hit and a pass defensed. Deflected a pass from Daniel Jones that was picked off in the end zone by Cameron Heyward.
- Against Denver (9/20), registered two tackles, three quarterback hits and strip-sacked Drew Lock in the first quarter, which resulted in a Steelers' takeaway and led to a touchdown for Pittsburgh on the ensuing drive.
- Against Houston (9/27), recorded two tackles, 1.5 sacks and two quarterback hits. Collected his fourth multi-sack game of his career.
- Against Philadelphia (10/11), registered two tackles, two quarterback hits and split a sack of Carson Wentz with Stephon Tuitt.
- Against Cleveland (10/18), registered the fifth multi-sack game of his career, taking down Baker Mayfield twice. Surpassed Kevin Greene and Lawrence Timmons to take over 10th-place on the Steelers' all-time sacks list.
- At Baltimore (11/1), registered four solo tackles and strip-sacked Lamar Jackson in the first quarter at the Steelers' 13-yard line.
- Against Cincinnati (11/15), notched three tackles, two quarterback hits, a tackle for loss and a sack. Sacked Joe Burrow for a seven-yard loss in the fourth quarter on third down.
- At Jacksonville (11/22), posted three tackles, two quarterback hits, a tackle for loss and a nine-yard sack of Jake Luton.
- Against Baltimore (12/2), recorded five solo tackles and two tackles for loss. Left the game in the fourth quarter with an injury and did not return.

2019 (16/16 - Pittsburgh): Started all 16 games for the first time in his career and recorded career-highs in tackles (68), solo tackles (49), sacks (11.5 – marking his first career double-digit sack season), quarterback hits (17), tackles for loss (16), passes defensed (three – tied in 2018), forced fumbles (four) and fumble recoveries (two). Ranked either first or second on the team in sacks (second), tackles for loss (first) and forced fumbles (second). His 11.5 sacks ranked ninth in the NFL in 2019. His 16 tackles for loss ranked fourth in the NFL in 2019. T.J. Watt (14.5) and Dupree (11.5) were one of three duos in the NFL with at least 11.5 sacks apiece in 2019. Watt and Dupree along with Aaron Donald and Dante Fowler were the only two sets of teammates in the NFL with at least 11.5 sacks, 16 quarterback hits and 14 tackles for loss apiece in 2019. Watt and Dupree became the sixth Steelers tandem in franchise history with 10 or more sacks in a single season and first since James Harrison (10.5) and LaMarr Woodley (10.0) in 2010.

- At New England (9/8), registered a seven-yard sack of Tom Brady in the

third quarter and registered four solo tackles, including two tackles for loss.

- Against Cincinnati (9/30), posted six tackles and recorded a strip-sack of Andy Dalton that was recovered by T.J. Watt in the second quarter.
- Against Baltimore (10/6), produced five tackles and recorded a sack for the second week in a row, taking down Lamar Jackson in overtime to set up third-and-long for the Ravens.
- Against Miami (10/28), tallied five tackles and sacked Ryan Fitzpatrick in the second quarter.
- Against Indianapolis (11/3), recorded three solo tackles, three quarterback hits, two sacks, two tackles for loss, a forced fumble and a fumble recovery. Became the fourth player in the NFL this season to have at least two sacks, a forced fumble, a fumble recovery and three quarterback hits in the same game (joining Chandler Jones, Arizona; Nick Bosa, San Francisco; and teammate T.J. Watt). Recorded the second multiple sack game of his career (had 2.5 sacks at Buffalo on Dec. 11, 2016).
- At Cleveland (11/14), recorded four tackles, including two tackles for loss.
- At Cincinnati (11/24), posted two solo tackles, a tackle for loss and strip-sacked Ryan Finley, recovering his own forced fumble, within three minutes of the end of the game to seal the Steelers' win.
- Against Cleveland (12/1), registered six tackles, 1.5 sacks, two quarterback hits, a pass defensed and a forced fumble.
- At Arizona (12/8), posted five tackles, three tackles for loss and a four-yard sack of Tyler Murray.
- At N.Y. Jets (12/22), tallied seven tackles, with two tackles for loss and added a one-yard sack of Sam Darnold, registering the first double-digit sack season of his NFL career.
- At Baltimore (12/29), registered four solo tackles with a tackle for loss, two quarterback hits and a sack of Robert Griffin III.

2018 (16/15 - Pittsburgh): Played in all 16 games with 15 starts and recorded a then career-high 42 tackles. Added 5.5 sacks, 13 quarterback hits, three passes defensed, a forced fumble and an interception, which he returned for a touchdown.

- At Cleveland (9/9), registered a sack and forced fumble on Tyrod Taylor on the final play of the first half.
- At Tampa Bay (9/24), picked off Ryan Fitzpatrick in the second quarter and returned the first interception of his NFL career 10 yards for a touchdown. Added a four-yard sack in the third quarter.
- Against Baltimore (9/30), sacked Joe Flacco in the second quarter for a six-yard loss.
- At Baltimore (11/4), split a sack with Vince Williams of Joe Flacco in the third quarter.
- Against Carolina (11/8), brought down Cam Newton for an 11-yard sack in the third quarter.
- At Oakland (12/9), recorded five tackles and brought down Derek Carr for a seven-yard sack, the 20th of his NFL career.

2017 (15/15, 1/1 - Pittsburgh): Started 15 games at outside linebacker and recorded 40 tackles and a then career-high six sacks. Added seven quarterback hits, a pass defensed and a fumble recovery. Was inactive for the regular season opener. Started the postseason contest and tallied four tackles.

- Against Minnesota (9/17), made his season debut and recorded a sack of Case Keenum for a loss of 11 yards.
- Against Cincinnati (10/22), posted his third sack of the season, bringing down Andy Dalton for a loss of 13 yards in the fourth quarter.
- At Indianapolis (11/12), totaled four tackles, a 13-yard sack of Jacoby Brissett and three tackles for loss.
- At Cincinnati (12/4), established a single-season career high with his fifth sack, bringing down Andy Dalton in the fourth quarter.
- At Houston (12/25), made six tackles and recovered a fumble forced by Cameron Heyward in the second quarter, the first defensive fumble recovery of his NFL career.

2016 (7/4, 3/3 - Pittsburgh): Saw action in seven games with four starts and posted 24 tackles, 4.5 sacks, six quarterback hits, a forced fumble and a pass defensed. Was activated from the team's reserve/injured; designated for return list on Nov. 19. Led all AFC linebackers with 4.5 sacks in December/January. Started all three postseason contests and recorded 15 tackles, a half sack and a pass defensed.

- At Buffalo (12/11), made his first start of the season and recorded his first career multi-sack game (2.5), taking down Tyrod Taylor.
- Against Baltimore (12/25), collected four tackles, including a six-yard sack of Joe Flacco.
- Against Cleveland (1/1), recorded a sack and forced fumble on Robert

Griffin III.

- Against Miami (1/8), split a sack with James Harrison in the AFC Wild Card game.

2015 (16/5, 2/2 - Pittsburgh): Played in all 16 games with five starts as a rookie and registered 26 tackles, four sacks, six quarterback hits and a pass defensed. His four sacks tied for fifth among NFL rookies. Became the first rookie since 2013 to record at least one sack in each of his first two NFL games. Started both postseason contests and collected six tackles. Earned the Joe Greene Great Performance Award given annually to the Steelers' top rookie. Named to Gil Brandt's 2015 NFL All-Rookie Team and was selected to the PFWA's All-AFC Team.

- At New England (9/10), made his NFL debut, recording his first career sack on Tom Brady in the first quarter.
- Against San Francisco (9/20), recorded his second sack of the season becoming the first Steelers rookie to have sacks in back-to-back games since 2007 (LaMarr Woodley).
- At San Diego (10/12), collected two tackles and sacked Philip Rivers for a four-yard loss.
- Against Cincinnati (11/1), brought down Andy Dalton for a sack, tying LaMarr Woodley for the third-most sacks by a Steelers rookie since sacks became an official statistic in 1982.
- At Seattle (11/29), made his first career NFL start at outside linebacker and posted a tackle.

COLLEGE:

- Played in 47 games with 38 starts at Kentucky (2011-14) and finished with 247 tackles, 23.5 sacks, 38.0 tackles for loss and four forced fumbles.
- Ranked second in Wildcat history at the time he left school with 23.5 career sacks.
- Earned All-SEC honorable mention each of his final three seasons (2012-14), playing both defensive end and linebacker throughout his Kentucky career. Finished in the top-10 in the SEC in quarterback sacks three straight years (2012-14).
- As a senior (2014), was voted team captain and started all 12 games. Notched 74 tackles, 12.5 tackles for loss, eight sacks and his first career interception which he returned for a game-winning touchdown.
- As a junior (2013), started all 11 games he played and finished second on the team with 61 tackles, adding a team-best 9.5 tackles for loss and seven sacks. Also forced two fumbles, had three quarterback hurries and a pass breakup. Had a tackle for loss or a sack in eight of the 11 games and finished the season sixth in the SEC in sacks.
- As a sophomore (2012), started all 12 games and totaled 91 tackles,

which ranked 10th in the SEC. Posted 12.5 tackles for loss and 6.5 quarterback sacks, ranking seventh in the league in both categories.

- As a freshman (2011), played in all 12 games, starting the last three and recorded 21 tackles, 14 of which came in his three starting assignments. Collected 2.5 quarterback sacks, two pass breakups and a fumble recovery.
- Graduated with a degree in community and leadership development from Kentucky in 2015.

PERSONAL:

- Attended Wilkinson County (Irwinton, Ga.) High School and was a four-year starter at tight end and three-year starter at defensive end.
- As a senior, was named first team All-State as chosen by the Georgia Sports Writers Association and the Atlanta Journal-Constitution. Totaled more than 1,000 receiving yards with 10 touchdowns, to go along with 62 tackles and 10.0 quarterback sacks.
- His team went 11-3 his senior year and 10-4 as a sophomore, advancing to the Class-A state semifinals each season.
- Was also a basketball standout in high school, helping lead Wilkinson County to the Class-A state championship his senior year.
- Is a member of the Future Business Leaders of America.
- Follow Dupree on Twitter and Instagram at @Bud_Dupree.
- Born Alvin "Bud" Dupree, Jr. on Feb. 12, 1993 in Macon, Ga.

BUD DUPREE'S GAME-BY-GAME

2015 Pittsburgh Steelers

Table with columns: Date, Opp, W/L, P/S, Tot Solo Asst, Sk - Yds, QB P, TFL, Int - Yds -TD, PD, FF, FR - Yds, SpT. Rows include games from Sept 10 to Jan 3, 2015, and playoffs.

2016 Pittsburgh Steelers

Table with columns: Date, Opp, W/L, P/S, Tot Solo Asst, Sk - Yds, QB P, TFL, Int - Yds -TD, PD, FF, FR - Yds, SpT. Rows include games from Nov 20 to Jan 1, 2016, and playoffs.

2017 Pittsburgh Steelers

Table with columns: Date, Opp, W/L, P/S, Tot Solo Asst, Sk - Yds, QB P, TFL, Int - Yds -TD, PD, FF, FR - Yds, SpT. Rows include games from Sept 10 to Dec 31, 2017, and playoffs.

2018 Pittsburgh Steelers

Table with columns: Date, Opp, W/L, P/S, Tot Solo Asst, Sk - Yds, QB P, TFL, Int - Yds -TD, PD, FF, FR - Yds, SpT. Rows include games from Sept 9 to Dec 30, 2018.

2019 Pittsburgh Steelers

Table with columns: Date, Opp, W/L, P/S, Tot Solo Asst, Sk - Yds, QB P, TFL, Int - Yds -TD, PD, FF, FR - Yds, SpT. Rows include games from Sept 8 to Dec 29, 2019.

2020 Pittsburgh Steelers

Table with columns: Date, Opp, W/L, P/S, Tot Solo Asst, Sk - Yds, QB P, TFL, Int - Yds -TD, PD, FF, FR - Yds, SpT. Rows include games from Sept 14 to Dec 7, 2020.

2021 Tennessee Titans

Table with columns: Date, Opp, W/L, P/S, Tot Solo Asst, Sk - Yds, QB P, TFL, Int - Yds -TD, PD, FF, FR - Yds, SpT. Rows include games from Sept 12 to Jan 9, 2021, and playoffs.

2022 Tennessee Titans

Table with columns: Date, Opp, W/L, P/S, Tot Solo Asst, Sk - Yds, QB P, TFL, Int - Yds -TD, PD, FF, FR - Yds, SpT. Rows include games from Sept 11 to Jan 7/8, 2022.

BUD DUPREE'S NFL STATISTICS

REGULAR SEASON				TACKLES							INTERCEPTIONS					FUMBLES			
Year	Team	GP	GS	Tot	Solo	Asst	Sk	Yds	QBP	TFL	No	Yds	Lg	TD	PD	FF	FR	Yds	SpT
2015	Pittsburgh	16	5	26	17	9	4.0	7.0	6	4	0	0	0	0	1	0	0	0	0
2016	Pittsburgh	7	4	24	19	5	4.5	24.0	6	5	0	0	0	0	1	1	0	0	0
2017	Pittsburgh	15	15	40	31	9	6.0	56.0	7	12	0	0	0	0	1	0	1	0	0
2018	Pittsburgh	16	15	42	30	12	5.5	39.5	13	8	1	10	10t	1	3	1	0	0	0
2019	Pittsburgh	16	16	68	49	19	11.5	57.0	17	16	0	0	0	0	3	4	2	0	0
2020	Pittsburgh	11	11	31	23	8	8.0	46.0	15	8	0	0	0	0	2	2	0	0	0
2021	Tennessee	11	6	17	13	4	3.0	23.0	15	2	0	0	0	0	1	1	0	0	0
2022	Tennessee	11	11	18	14	4	4.0	24.0	33	6	0	0	0	0	1	1	2	0	0
NFL Totals		103	83	266	196	70	46.5	276.5	112	61	1	10	10t	1	13	10	5	0	0

PLAYOFFS				TACKLES							INTERCEPTIONS					FUMBLES			
Year	Team	GP	GS	Tot	Solo	Asst	Sk	Yds	QBP	TFL	No	Yds	Lg	TD	PD	FF	FR	Yds	SpT
2015	Pittsburgh	2	2	6	4	2	0.0	0.0	0	2	0	0	0	0	0	0	0	0	0
2016	Pittsburgh	3	3	15	10	5	0.5	3.0	3	1	0	0	0	0	1	0	0	0	0
2017	Pittsburgh	1	1	4	3	1	0.0	0.0	0	0	0	0	0	0	0	0	0	0	0
2021	Tennessee	1	0	2	2	0	1.0	16.0	2	1	0	0	0	0	0	0	0	0	0
NFL Totals		7	6	27	19	8	1.5	19.0	5	4	0	0	0	0	1	0	0	0	0

Single-Game Highs

Tackles - 7 vs. Cleveland (1/1/17)
 Sacks - 2.5 at Buffalo (12/11/16)
 Interceptions - 1 at Tampa Bay (9/24/18)
 Forced Fumbles - 1 (Nine times, last vs. Kansas City 10/24/21)
 Fumble Recovery - **1 (Five times, last vs. Indianapolis 10/2/22)**
 Passes Defensed - 2 at Cleveland (9/9/18)

Playoff Single-Game Highs

Tackles - 6 vs. Miami (1/8/17)
 Sacks - 1 vs. Cincinnati (1/22/22)
 Passes Defensed - 1 at Kansas City (1/15/17)

Additional Statistics

Touchdown - 1 (10-yard interception return at Tampa Bay, 9/24/18)



94 MARIO EDWARDS JR.

DEFENSIVE END • 6'3" • 280 LBS • COLLEGE: FLORIDA STATE

ACQUIRED: FREE AGENT - 2022

NFL EXPERIENCE (NFL/TITANS): 8/1 • HOMETOWN: DENTON, TEXAS

GAMES PLAYED/GAMES STARTED: 99/32 (PLAYOFFS: 3/1)



PRO: The Titans signed Mario Edwards Jr. prior to Week 4 of the 2022 campaign to add depth and experience to the defensive front. The 6-foot-3-inch, 280-pounder came to the Titans having collected 118 tackles, 16.5 sacks, five forced fumbles and four passes defended during seven NFL seasons with the Oakland Raiders (2015-17), N.Y. Giants (2018), New Orleans Saints (2019) and Chicago Bears (2020-21). The Florida State product has also spent time on the Jacksonville Jaguars' practice squad. Edwards Jr. originally entered the NFL as a second-round pick (35th overall) of the Raiders in the 2015 NFL Draft.

CAREER HIGHLIGHTS:

- In 2020, Edwards Jr. played in 15 games with the Bears and notched career-highs with four sacks and six tackles for loss.
- In 2015, Edwards Jr. was selected to Gil Brandt's NFL.com All-Rookie Team after posting 42 tackles, two sacks and three forced fumbles for the Raiders.

TITANS TIDBITS:

- Edwards' father, Mario Edwards Sr., also played football at Florida State and went on to play five NFL seasons as a cornerback, four with the Dallas Cowboys (2000-03) and one with the Tampa Bay Buccaneers (2004). The father and son duo both wore the same number (15) with the Seminoles.

CAREER TRANSACTIONS:

- The Denton, Texas, native was originally selected by the Oakland Raiders in the second round (35th overall) of the 2015 NFL Draft.
- Waived by the Raiders on Sept. 1, 2018.
- Claimed off waivers by the N.Y. Giants on Sept. 2, 2018.
- Signed by the New Orleans Saints as an unrestricted free agent on March 15, 2019.
- Released by the Saints on Sept. 5, 2020.
- Signed by the Chicago Bears as a free agent on Sept. 8, 2020.
- Released by the Bears on Aug. 30, 2022.
- Signed by the Jacksonville Jaguars to their practice squad on Sept. 4, 2022.
- Signed by the Titans to the team's active roster off of the Jaguars' practice squad on Sept. 26, 2022.

SEASON RECAPS:

2022 (13/7 - Tennessee): Played in 13 games with seven starts at defensive end in his first season with the Titans. Collected 17 tackles, three sacks, 23 quarterback pressures, four stops for loss and a pass defended. Was inactive for one contest. Tied for the team in sacks once in 2022 (at PHI). Tied for the team lead in quarterback pressures twice in 2022 (at KC, at PHI). Spent the first three weeks of the season on the Jacksonville Jaguars' practice squad.

- At Indianapolis (10/2), made his Titans debut as a reserve on the defensive front and tallied two tackles with three quarterback pressures. Helped limit Jonathan Taylor to just 42 rushing yards on 20 carries in the victory. Teamed with Dylan Cole to stuff Taylor for a one-yard loss on a rush off left tackle late in the opening stanza.
- At Washington (10/9), played as a reserve at defensive tackle and recorded a quarterback pressure.
- Against Indianapolis (10/23), saw action as a reserve on the defensive front and registered a tackle with two quarterback pressures. Stuffed Jonathan Taylor for no gain on a rush off left guard early in the fourth quarter.
- At Houston (10/30), played as a reserve on the defensive front and

notched two quarterback pressures.

- At Kansas City (11/6), saw action as a reserve on the defensive front and produced two tackles, including a sack and a team-high-tying five quarterback pressures. Sacked Patrick Mahomes for a six-yard loss late in the third quarter.
- Against Denver (11/13), started on the defensive front for the first time with the Titans and posted four tackles, including a sack, three quarterback pressures and two tackles for loss. Halted a Broncos' drive by sacking Russell Wilson for a nine-yard loss on third-and-nine in the first quarter. Stonewalled Wilson for a two-yard loss on a rush off left end in the second stanza. Teamed with Denico Autry to stuff Latavius Murray for no gain on a rush up the middle in the second stanza.
- At Green Bay (11/17), played as a reserve on the defensive front and registered a tackle and a quarterback pressure.
- Against Cincinnati (11/27), started at outside linebacker and collected a pass defended. Batted down a pass intended for Samaje Perine in the opening quarter.
- At Philadelphia (12/4), started at defensive end and produced three tackles, including a sack, a stop for loss and two quarterback pressures. Dropped Jalen Hurts for a three-yard sack in the second quarter. Stuffed Miles Sanders for no gain on a rush up the middle in the third quarter. Stonewalled Kenneth Gainwell for a one-yard loss on a rush off right guard in the final stanza.
- Against Jacksonville (12/11), started at defensive end and posted a quarterback pressure.
- At L.A. Chargers (12/18), started at defensive end and recorded a quarterback pressure.
- Against Houston (12/24), was inactive.
- Against Dallas (12/29), started at defensive end and collected three tackles with two quarterback pressures. Teamed with DeMarcus Walker to stuff Malik Davis for a one-yard loss on a rush off left guard in the second quarter.
- At Jacksonville (1/7), started at defensive end and totaled a tackle.

2021 (12/1 - Chicago): Played in 12 contests with one start and registered eight tackles, two sacks, five quarterback hits and a pass defended.

- At Cleveland (9/26), registered three tackles, including a sack and a half of Baker Mayfield, a stop for loss and a quarterback hit.
- At Minnesota (1/9), collected a tackle and a half sack of Kirk Cousins.

2020 (15/0, 1/0 - Chicago): Played in 15 games as a reserve in his first season with the Bears and tied for third on the team with a career-best four sacks and finished fifth on the squad with six tackles for loss. Totaled 15 tackles, seven quarterback pressures and a pass defended. Was inactive for the regular season opener.

- At Carolina (10/18), posted two tackles with a three-yard sack of Teddy Bridgewater.
- At Tennessee (11/8), notched two tackles, including a six-yard sack of Ryan Tannehill.
- Against Houston (12/13), collected a career-high two sacks for minus-27 yards in the Week 14 win over the Texans.
- At New Orleans (1/10), recorded four tackles, two stops for loss and a quarterback hit in the Wild Card playoff game.

2019 (14/0, 1/0 - New Orleans): Played in 14 games as a reserve in his only season with the Saints and recorded eight tackles, including three sacks and a forced fumble. Was inactive for two contests.

- Against Carolina (11/24), had his first sack as a member of the Saints and

also had a quarterback hit and a forced fumble. Dropped Kyle Allen for an eight-yard sack forcing a fumble with 4:36 to play in the second quarter.

- Against San Francisco (12/8), notched his second sack of the season dropping Jimmy Garoppolo for a 10-yard loss.

2018 (15/0 - N.Y. Giants): Saw action in 15 games as a reserve in his only season with the Giants. Notched 14 tackles, two sacks, three stops for loss and a forced fumble. Was inactive for the regular season finale.

- At Houston (9/23), registered a solo tackle and a sack for a 10-yard loss.
- Against Tampa Bay (11/18), contributed two solo tackles and one forced fumble on the defensive line.
- At Philadelphia (11/25), had a solo tackle and a sack for a loss of seven yards.

2017 (14/14 - Oakland): Started all 14 games he played in and posted 23 tackles and a then career-high 3.5 sacks. Was inactive for two contests.

- At Tennessee (9/10), started and recorded his first sack of the year, combining with Justin Ellis to take down Marcus Mariota for a one-yard loss.
- Against the N.Y. Jets (9/17), recorded a tackle and added a then career-high 1.5 sacks. Sacked Josh McCown for a one-yard loss in the first quarter and split a takedown of McCown with Denico Autry in the third quarter, dropping McCown for a four-yard loss.
- At Denver (10/1), recorded his third sack of the season, marking a single-season career high, as he took down Trevor Siemian for a 10-yard loss.
- At Miami (11/5), recorded two tackles and a half-sack, marking a single-season career-high of 3.5 sacks. Split a sack of Jay Cutler with Bruce Irvin for a loss of two yards in the fourth quarter.

2016 (2/0, 1/1 - Oakland): Played in just two regular season games after being placed on injured reserve after suffering an injury in the preseason. Was activated to the roster on Dec. 23. Played in the final two regular season games, tallying four tackles. Started in his first career playoff game and totaled three tackles.

- Against Indianapolis (12/24), served as a rotational player on the defensive line in his first action of the season and recorded two tackles.
- At Houston (1/7), made his postseason debut, registering three tackles.

2015 (14/10 - Oakland): Played in 14 games with 10 starts in his rookie season. Started 10 straight games at both defensive end, defensive tackle and outside linebacker before suffering a season-ending injury in Week 15. Racked up 42 tackles, two sacks, two passes defensed and three forced fumbles. Placed on injured reserve on Dec. 23. Named to Gil Brandt's NFL.com All-Rookie Team.

- At Chicago (10/4), played significant snaps on defense, posting first career solo tackle. Credited with a forced fumble with a hit on Martellus Bennett in the first quarter.
- Against Denver (10/11), made first career start at defensive tackle and was credited with six tackles and shared first career sack. Brought down Peyton Manning for a four-yard loss on a fourth quarter drive.
- Against Minnesota (11/15), led the team with a season-high 11 tackles. Recorded his first full sack, dropping QB Teddy Bridgewater along the sideline for a six-yard loss and forcing a fumble on a third-and-9 play in the first quarter. Earned Pepsi NFL Rookie of the Week honors for his performance.
- At Denver (12/13), notched four tackles and poked the ball away from Ronnie Hillman on a second-quarter swing pass, forcing a fumble and registering a tackle for a five-yard loss. Batted down Brock Osweiler pass in the third quarter.

COLLEGE:

- Played three years at Florida State appearing in 36 games with 26 starts, primarily at defensive end. Totaled 89 tackles, 23 tackles for loss, eight sacks, 23 tackles for loss, seven passes defensed, three forced fumbles and two fumble recoveries. Helped the Seminoles capture the National Championship in 2013.
- As a junior (2014), started all 13 games and named All-ACC first team by the coaches and media. Established career-high marks with 44 tackles, five passes defensed and two forced fumbles. Ranked second on the team with three sacks.
- As a sophomore (2013), appeared in 12 games and made 11 starts at right end for the BCS National Champions which sported the nation's third-ranked total defense and No. 1 scoring defense. Selected third-team All-ACC selection by the league's coaches after totaling 28 tackles, 3.5 sacks, 9.5 tackles for loss with two fumble recoveries, one returned for a score, a forced fumble and an interception.
- As a freshman (2012), appeared in 11 games with two starts and registered 17 tackles, 1.5 sacks and a pass defensed. Became the only true freshman to register a start for the Seminoles on defense.

PERSONAL:

- Attended two different high schools in Denton, Texas and was the near-consensus top rated prospect in the nation.
- Was a three-sport star athlete in football, baseball and track at Prosper High School, starting at defensive end for the state champion Eagles. Recorded 69 tackles and three sacks as a freshman on top of catching 17 passes for 361 yards and three touchdowns.
- Transferred to Billy Ryan High School for his junior and senior seasons.
- As a senior (2011), Named the USA Today High School Defensive Player of the Year and Texas Class 4A Defensive Player of the Year by the Associated Press after recording 72 tackles and 11 sacks. Earned All-American honors from USA Today, Parade, Sports Illustrated (second team) and ESPN. Was one of just four players given a perfect 100 rating by 247Sports, being named their Defensive Player of the Year.
- As a junior (2010), recorded 127 tackles, 50 tackles for loss and 18 sacks, leading the school to a state runner-up finish.
- Also competed as a shot putter in his final two years of high school, recording a top throw of 15.08 meters, finishing first in the 2012 Richardson Invitational.
- Follow Edwards Jr. on Twitter at @MarioEdwardsJr and on Instagram at @97_rio.
- Born Mario Lashun Edwards Jr. on January 25, 1994 in Gautier, Miss.

MARIO EDWARDS JR.'S TITANS GAME-BY-GAME

2022 Tennessee Titans

Date	Opp	W/L	P/S	Tot	Solo	Asst	Sk	-Yds	QBP	TFL	Int	-Yds	TD	PD	FF	FR	-Yds	SpT
Oct 2	@ Ind	W	p	2	1	1	0.0	0.0	3	0	0	0	0	0	0	0	0	0
Oct 9	@ Was	W	p	0	0	0	0.0	0.0	1	0	0	0	0	0	0	0	0	0
Oct 23	Ind	W	p	1	1	0	0.0	0.0	2	0	0	0	0	0	0	0	0	0
Oct 30	@ Hou	W	p	0	0	0	0.0	0.0	2	0	0	0	0	0	0	0	0	0
Nov 6	@ KC	L	p	2	2	0	1.0	6.0	5	1	0	0	0	0	0	0	0	0
Nov 13	Den	W	S	4	2	2	1.0	9.0	3	2	0	0	0	0	0	0	0	0
Nov 17	@ GB	W	p	1	0	1	0.0	0.0	1	0	0	0	0	0	0	0	0	0
Nov 27	Cin	L	S	0	0	0	0.0	0.0	0	0	0	0	0	1	0	0	0	0
Dec 4	@ Phi	L	S	3	3	0	1.0	3.0	2	1	0	0	0	0	0	0	0	0

Dec 11	Jax	L	S	0	0	0	0.0	0.0	1	0	0	0	0	0	0	0	0	0
Dec 18	@ LAC	L	S	0	0	0	0.0	0.0	1	0	0	0	0	0	0	0	0	0
Dec 24	Hou	L	IA															
Dec 29	Dal	L	S	3	2	1	0.0	0.0	2	0	0	0	0	0	0	0	0	0
Jan 7	@ Jax	L	S	1	0	1	0.0	0.0	0	0	0	0	0	0	0	0	0	0
Totals				6-8	13/7	17	11	6	3.0	18.0	23	4	0	0	0	1	0	0

MARIO EDWARDS JR.'S NFL STATISTICS

REGULAR SEASON				TACKLES							INTERCEPTIONS					FUMBLES			
Year	Team	GP	GS	Tot	Solo	Asst	Sk	Yds	QBP	TFL	No	Yds	Lg	TD	PD	FF	FR	Yds	SpT
2015	Oakland	14	10	42	33	9	2.0	10.0	6	3	0	0	0	0	2	3	0	0	0
2016	Oakland	2	0	2	1	1	0.0	0.0	0	0	0	0	0	0	0	0	0	0	0
2017	Oakland	14	14	27	19	8	3.5	14.5	9	4	0	0	0	0	0	0	0	0	0
2018	N.Y. Giants	15	0	14	12	2	2.0	17.0	5	3	0	0	0	0	0	1	0	0	0
2019	New Orleans	14	0	8	6	2	3.0	22.0	3	2	0	0	0	0	0	1	0	0	0
2020	Chicago	15	0	17	11	6	4.0	36.0	7	6	0	0	0	0	1	0	0	0	0
2021	Chicago	12	1	8	2	6	2.0	16.0	5	1	0	0	0	0	1	0	0	0	0
2022	Tennessee	13	7	17	11	6	3.0	18.0	23	4	0	0	0	0	1	0	0	0	0
NFL Totals		99	32	135	95	40	19.5	133.5	58	23	0	0	0	0	5	5	0	0	0

PLAYOFFS				TACKLES							INTERCEPTIONS					FUMBLES			
Year	Team	GP	GS	Tot	Solo	Asst	Sk	Yds	QBP	TFL	No	Yds	Lg	TD	PD	FF	FR	Yds	SpT
2016	Oakland	1	1	3	3	0	0.0	0.0	0	0	0	0	0	0	0	0	0	0	0
2019	New Orleans	1	0	2	1	1	0.0	0.0	0	1	0	0	0	0	0	0	0	0	0
2020	Chicago	1	0	4	4	0	0.0	0.0	1	2	0	0	0	0	0	0	0	0	0
NFL Totals		3	1	9	8	1	0.0	0.0	1	3	0	0	0	0	0	0	0	0	0

Single-Game Highs

Tackles - 11 vs. Minnesota (11/15/15)

Sacks - 2 vs. Houston (12/13/20)

Tackles for Loss - 2 (Four times, last vs. Denver 11/13/22)

Forced Fumbles - 1 (Five times, last vs. Carolina 11/24/19)

Pass Defensed - 1 (Five times, last vs. Cincinnati 11/27/22)

Playoff Single-Game Highs

Tackles - 4 at New Orleans (1/10/21)

Tackles for Loss - 2 at New Orleans (1/10/21)



3 CALEB FARLEY

CORNERBACK • 6'2" • 197 LBS • COLLEGE: VIRGINIA TECH
ACQUIRED: 1ST ROUND - 2021 • NFL EXPERIENCE (NFL/TITANS): 2/2
HOMETOWN: MAIDEN, N.C.
GAMES PLAYED/GAMES STARTED: 12/2 (PLAYOFFS: 0/0)



PRO: The Titans selected Caleb Farley with the 22nd overall pick in the first round of the 2021 NFL Draft. The 6-foot-2 inch, 197-pound defender possesses a rare combination of size and speed for an athlete at his position. The Maiden, N.C., native appeared in three contests with one start during his rookie campaign, totaling four tackles and one pass defended before suffering a season-ending injury.

CAREER HIGHLIGHTS:

- As a rookie in 2021, Farley saw action in three contests and made his first career start. He totaled four tackles and one pass defended before suffering a season-ending injury.
- In 2019, Farley's final season at Virginia Tech, he was named first team All-ACC after he led the conference with 16 passes defended. His four interceptions tied for second place in the conference.
- Farley intercepted two passes in his first collegiate game—and his first game ever playing cornerback—at Florida State on Sept. 3, 2018.

TITANS TIDBITS:

- Farley credits his late mother, Robin Farley, for instilling in him the faith that has carried him through hard times. Robin lost her life to breast cancer on Jan. 2, 2018, but not before providing him lessons that continue to instruct his life. "She filled my heart with the love of God," Caleb says, "and that's why I am where I am today."
- Farley only began playing cornerback as a redshirt freshman at Virginia Tech after switching from wide receiver. He took to his new position quickly, intercepting six passes in 24 games with the Hokies.
- Growing up he was a big fan of boxer Floyd Mayweather and made it a point to watch all of Mayweather's fights.
- Farley was the third Virginia Tech cornerback selected in the first round in the NFL's "common draft" era (since 1967), joining DeAngelo Hall (2004) and Kyle Fuller (2014). At the age of nine, he met Hall at a youth track-and-field event and got Hall to sign one of the medals he won. He still has the memento.
- Farley is a movie buff. His favorites include "Braveheart," "Troy" and "The Count of Monte Cristo."
- In 2021, Farley made a "childhood dream" come true when he surprised his grandmother by gifting her a new car.

CAREER TRANSACTIONS:

- The Maiden, N.C., native was selected by the Titans in the first round (22nd overall) of the 2021 NFL Draft.

SEASON RECAPS:

- 2022 (9/1):** Played in nine games with a start at cornerback and posted 10 tackles. Placed on injured reserve on Nov. 15 and missed the final eight contests.
 - Against N.Y. Giants (9/11), played as a reserve at cornerback and posted a tackle.
 - At Buffalo (9/19), started at cornerback and collected four tackles. Teamed with Zach Cunningham to stop James Cook for no gain on a rush off left end late in the opening stanza.
 - Against Las Vegas (9/25), played as a reserve on special teams.
 - At Indianapolis (10/2), saw action as a reserve at cornerback and tied a career-high with four tackles.
 - At Washington (10/9), played as a reserve at cornerback and recorded a tackle.
 - Against Indianapolis (10/23), saw limited action as a reserve on special teams.
 - At Houston (10/30), played as a reserve on special teams.

- At Kansas City (11/6), saw action as a reserve on special teams.
- Against Denver (11/13), played as a reserve on special teams before leaving the game in the third quarter with an injury.

2021 (3/1): Played in three games with a start at cornerback during his rookie campaign and collected four tackles and a pass defended. Was inactive for three contests. Placed on injured reserve on Oct. 19 and missed the final 11 regular season games and the postseason contest. Made his NFL debut against Arizona (9/12/21). Made his first career start against Buffalo (10/18/21).

- Against Arizona (9/12), saw action in his first NFL contest as a reserve at cornerback and on special teams.
- At Jacksonville (10/10), saw significant action as a reserve at cornerback and compiled two tackles and a pass defended. Broke up a pass intended for Laviska Shenault Jr. late in the fourth quarter.
- Against Buffalo (10/18), made his first career start at cornerback and registered two tackles before leaving the game in the second quarter with an injury.

COLLEGE:

- During two seasons at Virginia Tech, Farley appeared in 24 games with 23 starts, seeing action in his redshirt sophomore and redshirt junior campaigns. His career totals included six interceptions, 25 passes defended, 56 tackles, one sack, two quarterback hits and seven kickoff returns for 152 yards (21.7 avg.). He was a medical redshirt as a true freshman and opted out of the 2020 campaign due to COVID-19 concerns.
- As a redshirt junior (2020), opted out of the season during the COVID-19 pandemic.
- As a redshirt sophomore (2019), started all 11 games in which he appeared. Named first team All-ACC after leading the conference with 16 passes defended and tying for second in the conference with four interceptions. Also totaled 20 tackles and a quarterback hit.
- As a redshirt freshman (2018), appeared in 13 games with 12 starts. Earned honorable mention for the Mayo Clinic Comeback Player of the Year Award. Registered 36 tackles, one tackle for loss, one sack, two interceptions, nine passes defended and one quarterback hit. Also added seven kickoff returns for 152 total yards (21.7 avg.).
- As a true freshman (2017), redshirted.
- Majored in communication studies at Virginia Tech.

PERSONAL:

- Attended Maiden (N.C.) High School, where he played quarterback for the Blue Devils. His 124 career touchdowns ranked sixth in the state's record book at the time of his graduation.
- As a senior in 2016, he was named the Southern District 7 Player of the Year. Earned second team All-State honors and set a Maiden school record for rushing in a single season with 2,574 yards. Rushed for 37 touchdowns in addition to his 1,776 passing yards and 21 passing touchdowns. His 58 total touchdowns in a single season ranked third in North Carolina history. Set the state record for touchdowns in a game twice, in back-to-back games, with eight in each contest.
- As a junior, passed for 1,831 yards and 20 touchdowns and rushed for 1,534 yards and 18 touchdowns.
- Also participated in track and field (100, 200, 4x100, long jump) and basketball (point guard).
- Follow Farley on Twitter at @IamCalebFarley and on Instagram at @cr_farley.
- Son of Robert and the late Robin Farley.
- Has a dog, a Presa Canario named Legend.

- Has one brother, Joshua, who competed in track and field at Appalachian State.
- Born Caleb Ray Farley on Nov. 2, 1998 in Maiden, N.C.

CALEB FARLEY'S GAME-BY-GAME

2021 Tennessee Titans

Date	Opp	W/L	P/S	Tot	Solo	Asst	Sk	-Yds	QBP	TFL	Int	-Yds	-TD	PD	FF	FR	-Yds	SpT	
Sept 12	Ari	L	p	0	0	0	0.0	0.0	0	0	0	0	0	0	0	0	0	0	0
Sept 19	@ Sea	W	IA																
Sept 26	Ind	W	IA																
Oct 3	@ NYJ	L	IA																
Oct 10	@ Jax	W	p	2	2	0	0.0	0.0	0	0	0	0	0	1	0	0	0	0	0
Oct 18	Buf	W	S	2	2	0	0.0	0.0	0	0	0	0	0	0	0	0	0	0	0
Oct 24	KC			Placed on injured reserve on Oct. 19															
Totals		4-2	3/1	4	4	0	0.0	0.0	0	0	0	0	0	1	0	0	0	0	0

Dec 4	@ Phi	L	IR																
Dec 11	Jax	L	IR																
Dec 18	@ LAC	L	IR																
Dec 24	Hou	L	IR																
Dec 29	Dal	L	IR																
Jan 7	@ Jax	L	IR																
Totals				7-10	9/1	10	9	1	0.0	0.0	0	0	0	0	0	0	0	0	0

2022 Tennessee Titans

Date	Opp	W/L	P/S	Tot	Solo	Asst	Sk	-Yds	QBP	TFL	Int	-Yds	-TD	PD	FF	FR	-Yds	SpT
Sept 11	NYG	L	p	1	1	0	0.0	0.0	0	0	0	0	0	0	0	0	0	0
Sept 19	@ Buf	L	S	4	3	1	0.0	0.0	0	0	0	0	0	0	0	0	0	0
Sept 25	LV	W	p	0	0	0	0.0	0.0	0	0	0	0	0	0	0	0	0	0
Oct 2	@ Ind	W	p	4	4	0	0.0	0.0	0	0	0	0	0	0	0	0	0	0
Oct 9	@ Was	W	p	1	1	0	0.0	0.0	0	0	0	0	0	0	0	0	0	0
Oct 23	Ind	W	p	0	0	0	0.0	0.0	0	0	0	0	0	0	0	0	0	0
Oct 30	@ Hou	W	p	0	0	0	0.0	0.0	0	0	0	0	0	0	0	0	0	0
Nov 6	@ KC	L	p	0	0	0	0.0	0.0	0	0	0	0	0	0	0	0	0	0
Nov 13	Den	W	p	0	0	0	0.0	0.0	0	0	0	0	0	0	0	0	0	0
Nov 17	@ GB	W	IR															
Nov 27	Cin	L	IR															

CALEB FARLEY'S NFL STATISTICS

REGULAR SEASON		TACKLES										INTERCEPTIONS					FUMBLES			
Year	Team	GP	GS	Tot	Solo	Asst	Sk	Yds	QBP	TFL	No	Yds	Lg	TD	PD	FF	FR	Yds	SpT	
2021	Tennessee	3	1	4	4	0	0.0	0.0	0	0	0	0	0	0	1	0	0	0	0	
2022	Tennessee	9	1	10	9	1	0.0	0.0	0	0	0	0	0	0	0	0	0	0	0	
NFL Totals		12	2	14	13	1	0.0	0.0	0	0	0	0	0	0	1	0	0	0	0	

Single-Game Highs


Tackles - 4 (Twice, last at Indianapolis 10/2/22)

Passes Defensed - 1 at Jacksonville (10/10/21)



10 DEZ FITZPATRICK

WIDE RECEIVER • 6'2" • 203 LBS • COLLEGE: LOUISVILLE
ACQUIRED: 4TH ROUND - 2021 • NFL EXPERIENCE (NFL/TITANS): 2/2
HOMETOWN: FARMINGTON HILLS, MICH.
GAMES PLAYED/GAMES STARTED: 5/0 (PLAYOFFS: 0/0)



PRO: The Titans selected Dez Fitzpatrick in the fourth round (109th overall) of the 2021 NFL Draft. As a rookie, he appeared in four total games. The 6-foot-2-inch, 203-pounder brings a complete skill set to the wide receiver corps, excelling in route-running, stretching the defense in the vertical pass game, blocking in the run game and gaining yards after the catch. The Louisville product has also shown a knack for finding the end zone having posted 21 receiving touchdowns in his four seasons with the Cardinals.

CAREER HIGHLIGHTS:

- As a rookie in 2021, the fourth-round pick contributed five receptions for 49 yards and one touchdown.
- Fitzpatrick finished his Louisville career in the Top 10 in all-time Cardinals history with 154 receptions (ninth), 2,589 receiving yards (sixth) and 21 receiving touchdowns (fifth).
- As a senior at Louisville in 2020, Fitzpatrick collected a career-best 833 receiving yards on 43 receptions with three touchdowns.

TITANS TIDBITS:

- Fitzpatrick's father, Greg, was a former CFL defensive back and played collegiately at Central State University.
- His younger brother, Christian, plays wide receiver at Michigan State.
- Fitzpatrick is a skilled juggler. He has mastered the technique of juggling one-handed off a wall.
- Growing up in Michigan, Fitzpatrick likes to ski and snowboard when he is away from the gridiron.
- Fitzpatrick is a childhood friend of and grew up playing football with L.A. Rams wide receiver Trishton Jackson.

CAREER TRANSACTIONS:

- The Farmington Hills, Mich., native was selected by the Titans in the fourth round (109th overall) of the 2021 NFL Draft.
- Waived by the Titans on Aug. 31, 2021 and signed to the team's practice squad a day later.
- Signed by the Titans to their active roster from the practice squad on Nov. 13, 2021.
- Released by the Titans on Aug. 30, 2022 and signed to the team's practice squad a day later.
- Activated from the practice squad to the active roster standard elevation on Oct. 8, 2022.

SEASON RECAPS:

2022 (1/0): Played in one game as a reserve at wide receiver. Spent 16 games on the Titans' practice squad.

- At Washington (10/9), made his season debut as a reserve at wide receiver.

2021 (4/0, 0/0): Saw action as a reserve in four games as a rookie and registered five catches for 49 yards with a touchdown. Spent the first nine weeks of the season on the team's practice squad before being signed to the active roster on Nov. 13. Spent two weeks on the reserve/COVID-19 list. Was inactive for two regular season games and the postseason contest. Made his NFL debut against New Orleans (11/14/21). Recorded his first touchdown reception against Houston (11/21/21).

- Against New Orleans (11/14), saw action in his first NFL contest as a reserve at wide receiver and posted his first career reception.
- Against Houston (11/21), played as a reserve at wide receiver and caught three passes for 35 yards with his first career touchdown. Hauled in his first career touchdown on an 18-yard strike from Ryan Tannehill late in the third

quarter. Extended the Titans' final scoring drive with a five-yard catch on third-and-four in the fourth quarter.

- At New England (11/28), saw action as a reserve at wide receiver and snared one reception for 14 yards.
- At Pittsburgh (12/19), missed the game on the reserve/COVID-19 list.
- Against San Francisco (12/23), missed the game on the reserve/COVID-19 list.

COLLEGE:

• Played four seasons at Louisville (2017-20) and recorded 154 receptions for 2,589 yards with 21 touchdowns during his career. His 154 receptions ranked ninth in Louisville annals and his 2,589 receiving yards ranked sixth in Cardinals history. He tied for fifth in program history with 21 career touchdown catches and tied for 10th in team annals with eight 100-yard receiving games. Fitzpatrick averaged 16.8 yards per reception for his career.

• As a senior (2020), appeared in 11 games with nine starts and finished the season with 43 catches for 833 yards and three touchdowns. At Boston College (11/28), he had his best career output with 182 yards and a score on eight catches.

• As a junior (2019), played in 13 games with 12 starts and finished second on the team with 35 receptions for 635 yards and six touchdowns.

• As a sophomore (2018), played in 12 games with six starts and finished second on the team with 31 receptions for 422 yards and three touchdowns.

• As a redshirt freshman (2017), saw action in all 13 games with seven starts and finished second on the team with 45 catches for 699 yards and a team-best nine touchdown catches which tied a Louisville freshman record. Played alongside Heisman trophy finalist Lamar Jackson. Named All-ACC honorable mention.

• As a freshman (2016), redshirted.

• Graduated in the summer of 2021 with a degree in communications from Louisville.

PERSONAL:

• Attended Waterford Mott (Mich.) High School after transferring from Farmington (Mich.) High School.

• As a senior, recorded 60 receptions for 1,317 yards and 23 touchdowns at wide receiver. The 23 receiving touchdowns ranked him second all-time in the state of Michigan — three shy of the Michigan High School Athletic Association record. Totaled seven interceptions from his cornerback spot, returning two for touchdowns. Credited with 50 tackles and broke up 12 passes in his final high school campaign.

• Led Mott to only its fifth playoff appearance in the 48-year history of the program. Eclipsed 100 yards receiving in every game and averaged more than two touchdowns per game.

• Was one of five finalists for the Michigan High School Football Player of the Year honor and was named the 2015 MLive Detroit Overall Player of the Year.

• Also ran track as a freshman.

• Dez's younger brother, Christian, was a wide receiver at Louisville and for the first time in their football careers the brothers were teammates during the 2020 Cardinals campaign. Christian later transferred to Michigan State.

• Follow Fitzpatrick on Twitter at @dezfitz8.

• Follow Fitzpatrick on Instagram at @dezz2x.

• Born Desmond Emil Fitzpatrick on Dec. 17, 1997 in Pontiac, Mich.

DEZ FITZPATRICK'S GAME-BY-GAME

2021 Tennessee Titans										2022 Tennessee Titans									
Date	Opp.	W/L	P/S	RECEIVING					TD	Date	Opp.	W/L	P/S	RECEIVING					
				No	Yds	Avg	Lg							No	Yds	Avg	Lg	TD	
Sept 12	Ari	L	PS							Sept 11	NYG	L	PS						
Sept 19	@ Sea	W	PS							Sept 19	@ Buf	L	PS						
Sept 26	Ind	W	PS							Sept 25	LV	W	PS						
Oct 3	@ NYJ	L	PS							Oct 2	@ Ind	W	PS						
Oct 10	@ Jax	W	PS							Oct 9	@ Was	W	p	0	0	0.0	0	0	0
Oct 18	Buf	W	PS							Oct 23	Ind	W	PS						
Oct 24	KC	W	PS							Oct 30	@ Hou	W	PS						
Oct 31	@ Ind	W	PS							Nov 6	@ KC	L	PS						
Nov 7	@ LAR	W	PS							Nov 13	Den	W	PS						
Nov 14	NO	W	p	1	0	0.0	0	0		Nov 17	@ GB	W	PS						
Nov 21	Hou	L	p	3	35	11.7	18t	1		Nov 27	Cin	L	PS						
Nov 28	@ NE	L	p	1	14	14.0	14	0		Dec 4	@ Phi	L	PS						
Dec 12	Jax	W	IA							Dec 11	Jax	L	PS						
Dec 19	@ Pit	L	R/C							Dec 18	@ LAC	L	PS						
Dec 23	SF	W	R/C							Dec 24	Hou	L	PS						
Jan 2	Mia	W	p	0	0	0.0	0	0		Dec 29	Dal	L	PS						
Jan 9	@ Hou	W	IA							Jan 7	@ Jax	L	PS						
Totals		12-5	4/0	5	49	9.8	18t	1		Totals		7-10	1/0	0	0	-	0	0	0
Playoffs																			
Jan 22	Cin	L	IA																
Totals		0-1	0/0	0	0	-	0	0											

DEZ FITZPATRICK'S NFL STATISTICS

REGULAR SEASON				RECEIVING						RUSHING				
Year	Team	GP	GS	No	Yds	Avg	Lg	TD	Att	Yds	Avg	Lg	TD	
2021	Tennessee	4	0	5	49	9.8	18t	1	0	0	-	0	0	
2022	Tennessee	1	0	0	0	-	0	0	0	0	-	0	0	
NFL Totals		5	0	5	49	9.8	18t	1	0	0	-	0	0	

PLAYOFFS				RECEIVING						RUSHING				
Year	Team	GP	GS	No	Yds	Avg	Lg	TD	Att	Yds	Avg	Lg	TD	
2021	Tennessee	0	0	0	0	-	0	0	0	0	-	0	0	
NFL Totals		0	0	0	0	-	0	0	0	0	-	0	0	

Single-Game Highs

Receptions - 3 vs. Houston (11/21/21)
 Receiving Yards - 35 vs. Houston (11/21/21)
 Long Reception - 18t vs. Houston (11/21/21)
 Receiving Touchdown - 1 vs. Houston (11/21/21)

Additional Statistics

Misc Tackles - 1 (2021)



26 KRISTIAN FULTON

CORNERBACK • 5'11" • 197 LBS • COLLEGE: LOUISIANA STATE
ACQUIRED: 2ND ROUND - 2020 • NFL EXPERIENCE (NFL/TITANS): 3/3
HOMETOWN: NEW ORLEANS, LA.
GAMES PLAYED/GAMES STARTED: 30/26 (PLAYOFFS: 2/1)



PRO: The Titans selected Kristian Fulton with the 61st overall pick in the second round of the 2020 NFL Draft. The 5-foot-11 inch, 197-pound defender displays excellent speed when defending vertical routes and has the versatility to play both outside and in the slot. In his first two NFL seasons, Fulton appeared in 19 games with 15 starts and tallied 56 tackles, one sack, three interceptions and 15 passes defended. The New Orleans, La., native helped guide Louisiana State to a CFP National Championship title as a senior in 2019.

CAREER HIGHLIGHTS:

- In 2021, Fulton recorded career-highs in games played (13), games started (13), tackles (40), interceptions (2), and led the team in passes defended (14), which also tied for 11th place in the NFL.

TITANS TIDBITS:

- Fulton and his older brother, Keith, opened an urban-wear boutique in Nashville called "The Trenches," in March 2021. The store, which is located on Buchanan Street, features a unique blend of fashion, footwear and art. None of the clothing brands in The Trenches are mainstream names. Instead, the store features rising designers from New Orleans and other cities across the country. A large variety of sneakers make up another part of the boutique's unique formula.
- Fulton's older brother, Keith, played wide receiver at Louisiana State. Kristian and Keith were teammates in 2018.
- Fulton wears jersey No. 26 to fuel his competitive fire. "It just reminds me every day that I had eight corners selected before me," Fulton told the Official Titans Podcast. Two plus six equals eight, "So, if you add it up, it's a reminder for me every day."
- His grandfather, Louis Fulton, passed away from coronavirus complications on April 6, 2020, just 18 days before Fulton was drafted.
- Fulton was college roommates with current Titans wide receiver Racey McMath while they were at Louisiana State.

CAREER TRANSACTIONS:

- The New Orleans, La., native was selected by the Titans in the second round (61st overall) of the 2020 NFL Draft.

SEASON RECAPS:

2022 (11/11): Started 11 games at cornerback and registered a career-high 48 tackles to go along with an interception, three stops for loss, five passes defended, a forced fumble and a fumble recovery. Was inactive for six contests. Led or tied for the team lead in passes defended three times in 2022 (vs. LV, at HOU, at KC).

- Against N.Y. Giants (9/11), posted a career-high six tackles and a forced fumble. Forced a Saquon Barkley fumble that went out of bounds in the fourth quarter.
- At Buffalo (9/19), was inactive.
- Against Las Vegas (9/25), notched a career-high-tying six tackles, a career-best two stops for loss and a pass defended. Posted tackles for loss on back-to-back plays in the first quarter: a four-yard stop of Davante Adams on a rush off left end and a one-yard loss on a Josh Jacobs screen pass. Broke up a third-and-three pass intended for Mack Hollins in the end zone late in the fourth quarter.
- At Indianapolis (10/2), tallied three tackles and a fumble recovery. Halted a Colts' drive by recovering a Jonathan Taylor fumble that was forced by Joe Schobert on third-and-one in the fourth quarter.
- At Washington (10/9), recorded four tackles.
- Against Indianapolis (10/23), tied a career-high with six tackles.

- At Houston (10/30), notched three tackles, including his fourth career interception, another pass defended and a stop for loss. Ended a Texans' drive by intercepting a Davis Mills third-and-five pass intended for Brevin Jordan in the first quarter. Broke up a third-and-10 pass intended for Phillip Dorsett in the second stanza. Stuffed Brandin Cooks for a three-yard loss on a short pass in the fourth quarter.
- At Kansas City (11/6), produced four tackles and a team-high two passes defended. Broke up a pass intended for Travis Kelce late in the second quarter. Deflected a pass intended for JuJu Smith-Schuster in the third stanza.
- Against Denver (11/13), was inactive.
- At Green Bay (11/17), registered four tackles before leaving the game in the fourth quarter with an injury.
- Against Cincinnati (11/27), tied a career-high with six tackles.
- At Philadelphia (12/4), started at cornerback and produced a tackle before leaving the game in the second quarter with an injury.
- Against Jacksonville (12/11), was inactive.
- At L.A. Chargers (12/18), was inactive.
- Against Houston (12/24), was inactive.
- Against Dallas (12/29), was inactive.
- At Jacksonville (1/7), returned to the lineup as a starter at cornerback and totaled five tackles.

2021 (13/13, 1/1): Started 13 games at cornerback and led the team with 14 passes defended. Registered 40 tackles and two interceptions. Placed on injured reserve on Oct. 18 and missed four games before being activated from injured reserve designated to return on Nov. 10. Started the postseason contest and posted six tackles. Led or tied for the team lead in passes defended eight times in 2021 (vs. ARI, at SEA, at NYJ, vs. NO, at NE, vs. JAX, vs. SF, vs. MIA).

- Against Arizona (9/12), collected three tackles and a team-high two passes defended. Defended a pass intended for A.J. Green in the end zone midway through the first quarter. Broke up a pass intended for Green in the third stanza.
- At Seattle (9/19), posted a tackle and a pass defended. Ended a Seahawks' drive by breaking up a deep pass intended for D.K. Metcalf on third-and-two in the fourth quarter.
- Against Indianapolis (9/26), tallied four tackles and a pass defended. Halted a Colts' drive by breaking up a pass intended for Michael Pittman Jr. in the first quarter.
- At N.Y. Jets (10/3), notched three tackles and an interception. Intercepted a Zach Wilson pass intended for Corey Davis in the second quarter.
- At Jacksonville (10/10), compiled five tackles and a pass defended before leaving the game in the fourth quarter with an injury. Defended a third-and-eight pass intended for Jamal Agnew late in the second quarter.
- Against New Orleans (11/14), returned to the lineup as a starter at cornerback and collected two tackles and a team-best two passes defended. Broke up a pass intended for Taysom Hill early in the third quarter. Defended a pass intended for Tre'Quan Smith in the final quarter.
- At New England (11/28), recorded four tackles with a pass defended. Broke up a pass intended for Jakobi Meyers in the third stanza.
- Against Jacksonville (12/12), posted four tackles, an interception and another pass defended in the shutout victory. Intercepted a Trevor Lawrence deep pass intended for Jaydon Mickens on third-and-eight in the fourth quarter. Broke up a pass intended for Laquon Treadwell in the final stanza.
- Against Miami (1/2), notched three tackles and a team-best two passes defended. Broke up a pass intended for DeVante Parker in the first quarter. Knocked loose a pass intended for Mike Gesicki in the second quarter.

- Against Cincinnati (1/22), made his first career postseason start at cornerback and posted six tackles.

2020 (6/2, 1/0): Played in six games with two starts at cornerback as a rookie and registered 16 tackles, an interception and a sack. Was inactive for three games. Placed on injured reserve on Oct. 31 and missed seven games. Activated from injured reserve designated to return on Dec. 15. Saw action as a reserve in the postseason contest. Made his NFL debut at Denver (9/14/20). Collected his first career interception against Jacksonville (9/20/20). Made his first career start against Houston (10/18/20). Tied for the team lead in sacks once in 2020 (at MIN).

- At Denver (9/14), played as a reserve at cornerback in his first NFL contest and collected four tackles.
- Against Jacksonville (9/20), saw action as a reserve at cornerback and posted three tackles and his first career NFL interception. Registered his first career interception off a deflected Gardner Minshew II pass and raced 44 yards to the Jaguars' 30-yard line setting up the Titans second touchdown.
- At Minnesota (9/27), played as a reserve at cornerback and registered two tackles, a sack and a quarterback pressure. Posted his first career sack by dropping Kirk Cousins for a seven-yard loss in the final quarter.
- Against Houston (10/18), made his first career start at cornerback and produced three tackles.
- Against Pittsburgh (10/25), started at cornerback and registered three tackles before leaving the game late in the second quarter with an injury.
- At Houston (1/3), returned to the lineup as a reserve at cornerback and notched a tackle in the Titans' division-clinching victory.
- Against Baltimore (1/10), played as a reserve at cornerback in his postseason debut.

COLLEGE:

- During a three-year career at Louisiana State, played in 28 games with 25 starts and totaled 65 tackles, two tackles for loss, 25 passes defended, two interceptions and one forced fumble.
- As a senior (2019), started all 15 games and posted 38 tackles, one tackle for loss, 15 passes defended and one interception. Earned second team All-SEC by the Associated Press. Helped LSU secure a National Championship victory over Clemson with a career-high six tackles and one pass defended.

- As a junior (2018), started 10 games and tallied 25 tackles, one tackle for loss, 10 passes defended, one interception and one forced fumble.
- As a sophomore (2017), did not see game action.
- As a freshman (2016), appeared in three games and totaled two tackles.
- Graduated from Louisiana State in December 2019 with a degree in sports administration.

PERSONAL:

- Attended Archbishop Rummel (Metairie, La.) High School where he was a five-star prospect by 247Sports and a four-star prospect by Rivals, Scouts and ESPN.
- Listed as the No. 1 overall prospect in Louisiana by Rivals and 247 Sports, and the No. 3 corner in the nation by ESPN and Scout.
- Earned Defensive Player of the Year honors on the New Orleans Times Picayune All-Metro list as a senior.
- Named the New Orleans Advocate's Defensive Player of the Year as a junior after tallying 11 interceptions.
- Also played basketball and ran track (hurdles, long jump and triple jump).
- List of favorites: (TV show) "Snowfall," "Power," "Ozark," and "Martin"; (movies) "Harlem Nights," "Maze Runner," and "Harry Potter"; (musicians) Meek Mill and Kodak Black.
- Follow Fulton on Twitter and Instagram at @Kriss1_.
- Son of Michelle and Keith Fulton.
- Has two brothers and one sister.
- Born Kristian Michael Shaw Fulton on Sept. 3, 1998 in New Orleans, La.

KRISTIAN FULTON'S GAME-BY-GAME

2020 Tennessee Titans

Date	Opp	W/L	P/S	Tot Solo Asst	Sk - Yds	QBP	TFL	Int - Yds	-TD	PD	FF	FR - Yds	SpT
Sept 14	@ Den	W	p	4 3 1	0.0 0.0	0	0 0	0 0 0	0	0 0	0 0	0 0	0 0
Sept 20	Jax	W	p	3 3 0	0.0 0.0	0	0 1	44 0	1	0 0	0 0	0 0	0 0
Sept 27	@ Min	W	p	2 2 0	1.0 7.0	1	1 0	0 0 0	0	0 0	0 0	0 0	0 0
Oct 13	Buf	W	R/C										
Oct 18	Hou	W	S	3 3 0	0.0 0.0	0	0 0	0 0 0	0	0 0	0 0	0 0	0 0
Oct 25	Pit	L	S	3 2 1	0.0 0.0	0	0 0	0 0 0	0	0 0	0 0	0 0	0 0
Nov 1	@ Cin	L	IR										
Nov 8	Chi	W	IR										
Nov 12	Ind	L	IR										
Nov 22	@ Bal	W	IR										
Nov 29	@ Ind	W	IR										
Dec 6	Cle	L	IR										
Dec 13	@ Jax	W	IR										
Dec 20	Det	W	IA										
Dec 27	@ GB	L	IA										
Jan 3	@ Hou	W	p	1 1 0	0.0 0.0	0	0 0	0 0 0	0	0 0	0 0	0 0	0 0
Totals		11-5	6/2	16 14 2	1.0 7.0	1	1 1	44 0	1	0 0	0 0	0 0	0 0

Playoffs

Jan 10	Bal	L	p	0 0 0	0.0 0.0	0	0 0	0 0 0	0	0 0	0 0	0 0	0 0
Totals		0-1	1/0	0 0 0	0.0 0.0	0	0 0	0 0 0	0	0 0	0 0	0 0	0 0

2021 Tennessee Titans

Date	Opp	W/L	P/S	Tot Solo Asst	Sk - Yds	QBP	TFL	Int - Yds	-TD	PD	FF	FR - Yds	SpT
Sept 12	Ari	L	S	3 3 0	0.0 0.0	0	0 0	0 0 0	0	2 0	0 0	0 0	0 0
Sept 19	@ Sea	W	S	1 1 0	0.0 0.0	0	0 0	0 0 0	0	1 0	0 0	0 0	0 0
Sept 26	Ind	W	S	4 2 2	0.0 0.0	0	0 0	0 0 0	0	1 0	0 0	0 0	0 0
Oct 3	@ NYJ	L	S	3 3 0	0.0 0.0	0	0 1	13 0	1	0 0	0 0	0 0	0 0
Oct 10	@ Jax	W	S	5 4 1	0.0 0.0	0	0 0	0 0 0	0	1 0	0 0	0 0	0 0
Oct 18	Buf	W	IR										
Oct 24	KC	W	IR										
Oct 31	@ Ind	W	IR										
Nov 7	@ LAR	W	IR										
Nov 14	NO	W	S	2 1 1	0.0 0.0	0	0 0	0 0 0	0	2 0	0 0	0 0	0 0

Nov 21	Hou	L	S	3 1 2	0.0 0.0	0	0 0	0 0 0	0	0 0	0 0	0 0	0 0
Nov 28	@ NE	L	S	4 3 1	0.0 0.0	0	0 0	0 0 0	0	1 0	0 0	0 0	0 0
Dec 12	Jax	W	S	4 3 1	0.0 0.0	0	0 0	1 0 0	0	2 0	0 0	0 0	0 0
Dec 19	@ Pit	L	S	3 3 0	0.0 0.0	0	0 0	0 0 0	0	0 0	0 0	0 0	0 0
Dec 23	SF	W	S	2 1 1	0.0 0.0	0	0 0	0 0 0	0	1 0	0 0	0 0	0 0
Jan 2	Mia	W	S	3 3 0	0.0 0.0	0	0 0	0 0 0	0	2 0	0 0	0 0	0 0
Jan 9	@ Hou	W	S	3 2 1	0.0 0.0	0	0 0	0 0 0	0	0 0	0 0	0 0	0 0
Totals				12-5 13/13	40 30 10	0.0 0.0	0 0	2 13 0 14	0 0	0 0	0 0	0 0	0 0

Playoffs

Jan 22	Cin	L	S	6 4 2	0.0 0.0	0	0 0	0 0 0	0	0 0	0 0	0 0	0 0
Totals		0-1	1/1	6 4 2	0.0 0.0	0	0 0	0 0 0	0	0 0	0 0	0 0	0 0

2022 Tennessee Titans

Date	Opp	W/L	P/S	Tot Solo Asst	Sk - Yds	QBP	TFL	Int - Yds	-TD	PD	FF	FR - Yds	SpT
Sept 11	NYG	L	S	6 5 1	0.0 0.0	0	0 0	0 0 0	0	0 0	0 0	0 0	0 0
Sept 19	@ Buf	L	IA										
Sept 25	LV	W	S	6 3 3	0.0 0.0	0	2 0	0 0 0	0	1 0	0 0	0 0	0 0
Oct 2	@ Ind	W	S	3 2 1	0.0 0.0	0	0 0	0 0 0	0	0 0	0 1	0 0	0 0
Oct 9	@ Was	W	S	4 3 1	0.0 0.0	0	0 0	0 0 0	0	0 0	0 0	0 0	0 0
Oct 23	Ind	W	S	6 3 3	0.0 0.0	0	0 0	0 0 0	0	0 0	0 0	0 0	0 0
Oct 30	@ Hou	W	S	3 2 1	0.0 0.0	0	1 1	0 0 0	0	2 0	0 0	0 0	0 0
Nov 6	@ KC	L	S	4 4 0	0.0 0.0	0	0 0	0 0 0	0	2 0	0 0	0 0	0 0
Nov 13	Den	W	IA										
Nov 17	@ GB	W	S	4 3 1	0.0 0.0	0	0 0	0 0 0	0	0 0	0 0	0 0	0 0
Nov 27	Cin	L	S	6 5 1	0.0 0.0	0	0 0	0 0 0	0	0 0	0 0	0 0	0 0

Dec 4	@ Phi	L	S	1 1 0	0.0 0.0	0	0 0	0 0 0	0	0 0	0 0	0 0	0 0
Dec 11	Jax	L	IA										
Dec 18	@ LAC	L	IA										
Dec 24	Hou	L	IA										
Dec 29	Dal	L	IA										
Jan 7	@ Jax	L	S	5 4 1	0.0 0.0	0	0 0	0 0 0	0	0 0	0 0	0 0	0 0
Totals				7-10 11/11	48 35 13	0.0 0.0	0 3	1 0 0 5	1 1	0 0	1 1	0 0	0 0

KRISTIAN FULTON'S NFL STATISTICS

REGULAR SEASON				TACKLES							INTERCEPTIONS					FUMBLES			
Year	Team	GP	GS	Tot	Solo	Asst	Sk	Yds	QBP	TFL	No	Yds	Lg	TD	PD	FF	FR	Yds	SpT
2020	Tennessee	6	2	16	14	2	1.0	7.0	1	1	1	44	44	0	1	0	0	0	0
2021	Tennessee	13	13	40	30	10	0.0	0.0	0	0	2	13	13	0	14	0	0	0	0
2022	Tennessee	11	11	48	35	13	0.0	0.0	0	3	1	0	0	0	5	1	1	0	0
NFL Totals		30	26	104	79	25	1.0	7.0	1	4	4	57	44	0	20	1	1	0	0

PLAYOFFS				TACKLES							INTERCEPTIONS					FUMBLES			
Year	Team	GP	GS	Tot	Solo	Asst	Sk	Yds	QBP	TFL	No	Yds	Lg	TD	PD	FF	FR	Yds	SpT
2020	Tennessee	1	0	0	0	0	0.0	0.0	0	0	0	0	0	0	0	0	0	0	0
2021	Tennessee	1	1	6	4	2	0.0	0.0	0	0	0	0	0	0	0	0	0	0	0
NFL Totals		2	1	6	4	2	0.0	0.0	0	0	0	0	0	0	0	0	0	0	0

Single-Game Highs

Tackles - **6 (Four times, last vs. Cincinnati 11/27/22)**
 Interceptions - **1 (Four times, last at Houston 10/30/22)**
 Interception Long - 44 vs. Jacksonville (9/20/20)
 Passes Defensed - **2 (Six times, last at Kansas City 11/6/22)**
 Sacks - 1 at Minnesota (9/27/20)
 Tackles for Loss - **2 vs. Las Vegas (9/25/22)**
 Forced Fumbles - **1 vs. N.Y. Giants (9/11/22)**
 Fumble Recoveries - **1 at Indianapolis (10/2/22)**

Playoff Single-Game Highs

Tackles - 6 vs. Cincinnati (1/22/22)



50 JACK GIBBENS

LINEBACKER • 6'3" • 242 LBS • COLLEGE: MINNESOTA
ACQUIRED: FREE AGENT - 2022 • NFL EXPERIENCE (NFL/TITANS): ROOKIE
HOMETOWN: BULVERDE, TEXAS
GAMES PLAYED/GAMES STARTED: 5/2 (PLAYOFFS: 0/0)



PRO: The Titans signed Jack Gibbens as an undrafted free agent following the 2022 NFL Draft. The 6-foot-3-inch, 242-pounder was waived during roster cuts and rejoined the practice squad in Week 2. He appeared in 13 games with 13 starts in one season at Minnesota and tallied 92 tackles, 4.5 tackles for loss, three passes defended and one forced fumble. The Bulverde, Texas, transferred to Minnesota after four seasons at Abilene Christian (2017-20) where he saw action in 39 games and recorded 257 tackles, 22 tackles for loss, seven sacks, five interceptions, 11 passes defended, one forced fumble, three fumble recoveries and one blocked kick.

TITANS TIDBITS:

- Nicknamed 'Dr. Gibby' by Head Coach Mike Vrabel. When asked how quickly the nickname came about and why it did, Vrabel said, 'Quickly. He's smart. He answered all the questions and said, 'Coach, I wasn't in pre-med.' I said, 'I know it's a joke.'
- Gibbens spent time working as a financial analysis intern and served as a teaching and research assistant during college.
- While in college, Gibbens volunteered with two organizations: New Horizons, which helps children through counseling, foster care, and adoption; and Palm House, which provides neighborhood resources.

CAREER TRANSACTIONS:

- The Bulverde, Texas, native was signed by the Titans as a rookie free agent on May 13, 2022.
- Waived by the Titans on Aug. 30, 2022.
- Signed by the Titans to the team's practice squad on Sept. 12, 2022.
- Signed by the Titans to the team's active roster off of the practice squad on Dec. 10, 2022.

SEASON RECAPS:

2022 (5/2): Appeared in five games with two starts at linebacker as a rookie and registered 27 tackles, an interception and a special teams stop. Spent 11 games on the team's practice squad before being elevated to the active roster on Dec. 10. Saw action in his first career NFL contest against Jacksonville (12/11/22).

- Against Jacksonville (12/11), made his NFL debut as a reserve at linebacker and on special teams.
- At L.A. Chargers (12/18), played as a reserve at linebacker and recorded six tackles.
- Against Houston (12/24), saw significant action as a reserve at linebacker and notched seven tackles with his first career interception. Posted a special teams tackle on coverage units. Combined with Denico Autry to stonewall Royce Freeman for a three-yard loss on a rush off left tackle in the third stanza. Intercepted a Davis Mills pass that was deflected by Tre Avery in the third quarter.
- Against Dallas (12/29), made his first career NFL start at linebacker and collected a career-high 10 tackles. Teamed with Teair Tart to stuff Ezekiel Elliott for no gain on a rush off left guard in the opening stanza. Forced a Cowboys' field goal by combining with Tarell Basham to stonewall Elliott for a three-yard loss on a rush up the middle late in the first quarter. Stopped Elliott for no gain on a rush off left end early in the third period.
- At Jacksonville (1/7), started at middle linebacker and totaled four tackles.

COLLEGE:

- Appeared in 13 games with 13 starts in one season at Minnesota (2021) and tallied 92 tackles, 4.5 tackles for loss, three passes defended and

one forced fumble. Earned All-Big Ten honorable mention recognition. Transferred to Minnesota after playing four seasons at Abilene Christian (2017-20) where he saw action in 39 games and recorded 257 tackles, 22 tackles for loss, seven sacks, five interceptions, 11 passes defended, one forced fumble, three fumble recoveries and one blocked kick.

- As a redshirt senior (2021), started all 13 games in his lone season at Minnesota and amassed 92 tackles, 4.5 tackles for loss, three passes defended and one forced fumble. Earned All-Big Ten honorable mention recognition. Transferred to Minnesota from Abilene Christian.
- As a senior (2020), saw action in six contests and notched 49 tackles, 4.5 tackles for loss, two sacks, one interception, one forced fumble, two fumble recoveries and one blocked kick.
- As a junior (2019), appeared in 12 games and tallied a career-high 104 tackles. Added 8.5 tackles for loss, 2.5 sacks, a career-best two interceptions, six passes defended and one fumble recovery.
- As a sophomore (2018), played in 11 games and amassed 77 tackles, 8.5 tackles for loss, 2.5 sacks, one interception and one pass defended. Earned Southland Conference honorable mention accolades.
- As a freshman (2017), saw action in 10 contests and notched 27 tackles, 0.5 tackle for loss and one interception.
- Graduated from Abilene Christian in August 2020 with a degree in accounting and finance.
- Graduated from Minnesota in December 2021 with a master's in accounting.

PERSONAL:

- Attended Smithson Valley (Texas) High School where he was named first team all-district as a senior.
- His combined stats during his junior and senior seasons included 228 tackles, 28 tackles for loss and seven sacks.
- Married to Colleen.
- Has two brothers, Will and Brad, and two sisters, Victoria and Kristin.
- Son of Dan and Jeri Gibbens.
- Follow Gibbens on Twitter @johngibbens18 and on Instagram @jack.gibbens.
- Born John Wyatt Gibbens on Nov. 24, 1998 in Bulverde, Texas.

JACK GIBBENS' GAME-BY-GAME

2022 Tennessee Titans

Date	Opp	W/L	P/S	Tot Solo	Asst	Sk	- Yds	QBP	TFL	Int- Yds	-TD	PD	FF	FR	- Yds	SpT
Sept 19	@ Buf	L	PS													
Sept 25	LV	W	PS													
Oct 2	@ Ind	W	PS													
Oct 9	@ Was	W	PS													
Oct 23	Ind	W	PS													
Oct 30	@ Hou	W	PS													
Nov 6	@ KC	L	PS													
Nov 13	Den	W	PS													
Nov 17	@ GB	W	PS													
Nov 27	Cin	L	PS													
Dec 4	@ Phi	L	pS													

Dec 11	Jax	L	p	0	0	0	0.0	0.0	0	0	0	0	0	0	0	0	0
Dec 18	@ LAC	L	p	6	3	3	0.0	0.0	0	0	0	0	0	0	0	0	0
Dec 24	Hou	L	p	7	4	3	0.0	0.0	0	0	1	7	0	1	0	0	1
Dec 29	Dal	L	S	10	5	5	0.0	0.0	0	0	0	0	0	0	0	0	0
Jan 7	@ Jax	L	S	4	4	0	0.0	0.0	0	0	0	0	0	0	0	0	0
Totals				7-9	5/2	27	16	11	0.0	0.0	0	0	1	7	0	1	0

JACK GIBBENS' NFL STATISTICS

REGULAR SEASON		TACKLES										INTERCEPTIONS					FUMBLES			
Year	Team	GP	GS	Tot	Solo	Asst	Sk	Yds	QBP	TFL	No	Yds	Lg	TD	PD	FF	FR	Yds	SpT	
2022	Tennessee	5	2	27	16	11	0.0	0.0	0	0	1	7	7	0	1	0	0	0	1	
NFL Totals		5	2	27	16	11	0.0	0.0	0	0	1	7	7	0	1	0	0	0	1	

Single-Game Highs

Tackles - **10 vs. Dallas (12/29/22)**

Interceptions - **1 vs. Houston (12/24/22)**

Passes Defensed - **1 vs. Houston (12/24/22)**

Special Teams Tackles - **1 vs. Houston (12/24/22)**



94 Da'SHAWN HAND

DEFENSIVE END • 6'3" • 297 LBS • COLLEGE: ALABAMA
ACQUIRED: FREE AGENT - 2021 • NFL EXPERIENCE (NFL/TITANS): 5/2
HOMETOWN: WOODBRIDGE, VA.
GAMES PLAYED/GAMES STARTED: 31/11 (PLAYOFFS: 0/0)



PRO: The Titans signed Da'Shawn Hand to their practice squad prior to the final week of the 2021 regular season to add depth and experience to the defensive front. The 6-foot-3-inch, 297-pounder came to the Titans having collected 54 tackles, three sacks, three forced fumbles and one fumble recovery during four seasons (2018-21) with the Detroit Lions. The University of Alabama product has also spent time on the Indianapolis Colts' practice squad. Hand originally entered the NFL as a fourth-round pick (114th overall) of the Detroit Lions in the 2018 NFL Draft.

CAREER HIGHLIGHTS:

- Hand tallied a career-high six tackles in his second career game at San Francisco in 2018.
- Hand recorded all three of his career sacks during his rookie campaign in 2018 becoming the first Lions rookie to record at least three sacks in a season since 2013.

TITANS TIDBITS:

- Hand bought his mother a brand new 2019 CLA 250 Mercedes-Benz for her birthday in April of 2019.

CAREER TRANSACTIONS:

- The Woodbridge, Va., native was originally selected by the Detroit Lions in the fourth round (114th overall) of the 2018 NFL Draft.
- Waived by the Lions with an injury settlement on Nov. 30, 2021.
- Signed by the Indianapolis Colts to their practice squad on Dec. 21, 2021.
- Waived by the Colts from their practice squad on Dec. 31, 2021.
- Signed by the Titans to their practice squad on Jan. 5, 2022.
- Activated from the practice squad to the active roster standard elevation on Jan. 8, 2022.

SEASON RECAPS:

2022 (1/0 - Tennessee): Saw action as a reserve in the season opener and collected a quarterback pressure. Placed on injured reserve on Sept. 13 and missed the final 16 games.

- Against N.Y. Giants (9/11), saw limited action as a reserve at defensive end and posted a quarterback pressure.

2021 (3/0 - Detroit; 1/0, 0/0 - Tennessee): Saw action as a reserve in one contest with the Titans after being signed as a free agent on Jan. 5. Was a member of the Titans' practice squad for the postseason contest. Appeared in three games with the Lions and tallied two tackles. Placed on injured reserve by the Lions on Sept. 2. Activated from injured reserve designated to return by the Lions on Oct. 30. Placed on season-ending injured reserve by the Lions on Nov. 23. Released by the Lions with an injury settlement on Nov. 30.

- At Pittsburgh (11/14), saw action as a reserve on the defensive front and posted two tackles.
- At Houston (1/9), made his Titans debut as a reserve on the defensive front.

2020 (10/1 - Detroit): Played in 10 games with one start and totaled 19 tackles, one tackle for loss and one forced fumble. Was inactive for three games. Placed on injured reserve on Dec. 19.

- At Green Bay (9/20), made his lone start of the season and picked up two tackles.
- At Arizona (9/27), tallied three tackles.
- At Atlanta (10/25), recorded a season-high four tackles and one forced fumble.
- Against Indianapolis (11/1), registered a season high with four tackles,

including a stop for loss.

- Against Green Bay (12/13), posted three tackles.

2019 (3/2 - Detroit): Appeared in three games with two starts and collected six tackles and one tackle for loss. Was inactive for 10 contests. Placed on injured reserve on Dec. 12.

- Against N.Y. Giants (10/27), posted four tackles and one pass defended.

2018 (13/8 - Detroit): Appeared in 13 games with eight starts and recorded career highs in tackles (27), sacks (three), tackles for loss (four) and forced fumbles (two) during his rookie campaign. Was inactive for one contest. Placed on injured reserve on Dec. 18.

- Against the N.Y. Jets (9/10), made his NFL debut and totaled four tackles.
- At San Francisco (9/16), made his first career NFL start and totaled a career-high six tackles to go along with one tackle for loss.
- At Dallas (9/30), recorded his first career sack and added three tackles and a forced fumble.
- Against Green Bay (10/7), tallied four tackles, one sack, one forced fumble and one fumble recovery.
- At Chicago (11/11), recorded one sack making him the first Lions rookie to record at least three sacks in a season since 2013.

COLLEGE:

• Appeared in 50 games at the University of Alabama (2015-17) and recorded 64 career tackles, eight sacks, 13.5 tackles for loss, one forced fumble and one fumble recovery.

• As a senior (2017), saw action in 11 games with nine starts and collected 27 tackles with 3.5 tackles for loss, three sacks and recovered a fumble. Earned second-team All-SEC honors from the conference coaches.

• As a junior (2016), appeared in 15 games and totaled 21 tackles with two sacks, five quarterback hurries and one forced fumble. Was selected to the Lombardi Award Preseason Watch List, given annually to the nation's top lineman.

• As a sophomore (2015), saw action in 15 games and collected 16 tackles, three sacks, 6.5 tackles for loss and two quarterback hurries. Was named one of the team's coaching staff's defensive players of the week for his efforts against ULM.

• As a true freshman (2014), played in nine games and finished with seven tackles and two sacks.

PERSONAL:

• Attended Woodbridge High School and earned Virginia all-state selections as a junior and senior while amassing 56 sacks during his four-year high school career.

• Was ranked the number one player in the Rivals100 and earned first-team USA Today All-American honors in 2012 and 2013. Was a unanimous five-star prospect and rated the number one strong-side defensive end by Rivals.com and top player in the state of Virginia.

• A dual-sport athlete in high school, he was also a Virginia state champion wrestler.

• Follow Hand on Twitter at @TheHand54 and on Instagram at @dhand_9.

• Born Da'Shawn Hand on Nov. 14, 1995 in Philadelphia, Pa.

Da'SHAWN HAND'S GAME-BY-GAME

2018 Detroit Lions

Date	Opp	W/L	P/S	Tot Solo	Asst	Sk	- Yds	QBP	TFL	Int - Yds	-TD	PD	FF	FR - Yds	SpT				
Sept 10	NYJ	L	p	4	3	1	0.0	0.0	0	0	0	0	0	0	0				
Sept 16	@ SF	L	S	6	5	1	0.0	0.0	0	1	0	0	0	0	0				
Sept 23	NE	W	S	2	0	2	0.0	0.0	0	0	0	0	0	0	0				
Sept 30	@ Dal	L	S	3	3	0	1.0	1.0	0	2	0	0	0	1	0				
Oct 7	GB	W	S	4	4	0	1.0	6.0	1	0	0	0	0	1	1				
Oct 21	@ Mia	W	S	1	1	0	0.0	0.0	0	0	0	0	0	0	0				
Oct 28	Sea	L	S	2	1	1	0.0	0.0	0	0	0	0	0	0	0				
Nov. 4	@ Min	L	S	1	1	0	1.0	7.0	0	0	0	0	0	0	0				
Nov 11	@ Chi	L	p	1	1	0	0.0	0.0	1	1	0	0	0	0	0				
Nov 18	Car	W	p	1	1	0	0.0	0.0	0	0	0	0	0	0	0				
Nov 22	Chi	L	p	0	0	0	0.0	0.0	0	0	0	0	0	0	0				
Dec 2	LAR	L	p	2	2	0	0.0	0.0	0	0	0	0	0	0	0				
Dec 9	@ Ari	W	S	0	0	0	0.0	0.0	0	0	0	0	0	0	0				
Dec 16	@ Buf	L	IA																
Dec 23	Min			Placed on injured reserve on Dec. 18, 2018															
Totals				5-9	13/8	27	22	5	3.0	14.0	2	4	0	0	0	2	1	0	0

2019 Detroit Lions

Date	Opp	W/L	P/S	Tot Solo	Asst	Sk	- Yds	QBP	TFL	Int - Yds	-TD	PD	FF	FR - Yds	SpT				
Sept 8	@ Ari	T	IA																
Sept 15	LAC	W	IA																
Sept 22	@ Phi	W	IA																
Sept 29	KC	L	IA																
Oct 14	@ GB	L	IA																
Oct 20	Min	L	IA																
Oct 27	NYG	W	p	4	4	0	0.0	0.0	0	1	0	0	0	1	0				
Nov 3	@ Oak	L	S	1	0	1	0.0	0.0	0	0	0	0	0	0	0				
Nov 10	@ Chi	L	IA																
Nov 17	Dal	L	IA																
Nov 24	@ Was	L	IA																
Nov 28	Chi	L	S	1	0	1	0.0	0.0	0	0	0	0	0	0	0				
Dec 8	@ Min	L	IA																
Dec 15	TB			Placed on injured reserve on Dec. 12, 2019															
Totals				3-9-1	2/3	6	4	2	0.0	0.0	0	1	0	0	1	0	0	0	0

2020 Detroit Lions

Date	Opp	W/L	P/S	Tot Solo	Asst	Sk	- Yds	QBP	TFL	Int - Yds	-TD	PD	FF	FR - Yds	SpT
Sept 13	Chi	L	p	1	1	0	0.0	0.0	0	0	0	0	0	0	0
Sept 20	@ GB	L	p	2	1	1	0.0	0.0	0	0	0	0	0	0	0
Sept 27	@ Ari	W	p	3	2	1	0.0	0.0	0	0	0	0	0	0	0
Oct 4	NO	L	p	1	0	1	0.0	0.0	0	0	0	0	0	0	0
Oct 18	@ Jax	W	S	0	0	0	0.0	0.0	0	0	0	0	0	0	0
Oct 25	@ Atl	W	S	4	3	1	0.0	0.0	0	0	0	0	0	1	0
Nov. 1	Ind	L	p	4	2	2	0.0	0.0	0	1	0	0	0	0	0
Nov 8	@ Min	L	p	1	0	1	0.0	0.0	0	0	0	0	0	0	0
Nov 15	Was	W	p	0	0	0	0.0	0.0	0	0	0	0	0	0	0
Nov 22	@ Car	L	IA												
Nov 26	Hou	L	IA												
Dec 6	@ Chi	W	IA												
Dec 13	GB	L	p	3	3	0	0.0	0.0	0	0	0	0	0	0	0

Dec 20 @ Ten

Placed on injured reserve on Dec. 19, 2020

Totals				5-8	10/1	19	12	7	0.0	0.0	0	1	0	0	0	1	0	0	0
---------------	--	--	--	------------	-------------	-----------	-----------	----------	------------	------------	----------	----------	----------	----------	----------	----------	----------	----------	----------

2021 Detroit Lions

Date	Opp	W/L	P/S	Tot Solo	Asst	Sk	- Yds	QBP	TFL	Int - Yds	-TD	PD	FF	FR - Yds	SpT				
Sept 12	SF	L	IR																
Sept 20	@ GB	L	IR																
Sept 26	Bal	L	IR																
Oct 3	@ Chi	L	IR																
Oct 10	@ Min	L	IR																
Oct 17	Cin	L	IR																
Oct 24	@ LAR	L	IR																
Oct 31	Phi	L	p	0	0	0	0.0	0.0	0	0	0	0	0	1	0				
Nov. 14	@ Pit	T	p	2	1	1	0.0	0.0	0	0	0	0	0	0	0				
Nov. 21	@ Cle	L	p	0	0	0	0.0	0.0	0	0	0	0	0	0	0				
Nov. 25	Chi			Placed on injured reserve on Nov. 23, 2021															
Totals				0-9-1	3/0	2	1	1	0.0	0.0	0	0	0	0	1	0	0	0	0

2021 Tennessee Titans

Date	Opp	W/L	P/S	Tot Solo	Asst	Sk	- Yds	QBP	TFL	Int - Yds	-TD	PD	FF	FR - Yds	SpT				
Jan 9	@ Hou	W	p	0	0	0	0.0	0.0	0	0	0	0	0	0	0				
Totals				1-0	1/0	0	0	0	0.0	0.0	0	0	0	0	0	0	0	0	0

2022 Tennessee Titans

Date	Opp	W/L	P/S	Tot Solo	Asst	Sk	- Yds	QBP	TFL	Int - Yds	-TD	PD	FF	FR - Yds	SpT				
Sept 11	NYG	L	p	0	0	0	0.0	0.0	1	0	0	0	0	0	0				
Sept 19	@ Buf			Placed on injured reserve on Sept. 13, 2022															
Totals				0-1	1/0	0	0	0	0.0	0.0	1	0	0	0	0	0	0	0	0

Da'SHAWN HAND'S NFL STATISTICS

REGULAR SEASON

Year	Team	GP	GS	TACKLES				QBP	TFL	INTERCEPTIONS					FUMBLES				
				Tot	Solo	Asst	Sk			Yds	No	Yds	Lg	TD	PD	FF	FR	Yds	SpT
2018	Detroit	13	8	27	22	5	3.0	14.0	2	4	0	0	0	0	0	2	1	0	0
2019	Detroit	3	2	6	4	2	0.0	0.0	0	1	0	0	0	0	1	0	0	0	0
2020	Detroit	10	1	19	12	7	0.0	0.0	0	1	0	0	0	0	1	0	0	0	0
2021	DET/TEN	4	0	2	1	1	0.0	0.0	0	0	0	0	0	1	0	0	0	0	0
2022	Tennessee	1	0	0	0	0	0.0	0.0	1	0	0	0	0	0	0	0	0	0	0
NFL Totals		31	11	54	39	15	3.0	14.0	3	6	0	0	0	0	2	3	1	0	0

Single-Game Highs

Tackles - 6 at San Francisco (9/16/18)
 Sacks - 1 (Three times, last at Chicago 9/11/18)
 Pass Defensed - 1 (Twice, last vs. Philadelphia 10/31/21)
 Forced Fumbles - 1 (Three times, last at Atlanta 10/25/20)
 Fumble Recoveries - 1 vs. Green Bay (10/7/18)



38 DAVONTAE HARRIS

CORNERBACK • 5'11" • 205 LBS • COLLEGE: ILLINOIS STATE
ACQUIRED: FREE AGENT - 2022 • NFL EXPERIENCE (NFL/TITANS): 5/1
HOMETOWN: WICHITA, KAN.
GAMES PLAYED/GAMES STARTED: 42/9 (PLAYOFFS: 0/0)



PRO: The Titans signed Davontae (duh-VAHN-tay) Harris to the team's practice squad during Week 11 of the 2022 season. The 5-foot-11-inch, 205-pounder has appeared in 36 career games with nine starts for the Cincinnati Bengals (2018), Denver Broncos (2019-20), Baltimore Ravens (2020), Los Angeles Chargers (2021) and San Francisco 49ers (2021). His career totals include 49 tackles, four passes defended, one forced fumble and 10 special teams stops. The Wichita, Kan., native was originally selected by the Bengals as a fifth-round pick (151st overall) in the 2018 NFL Draft.

TITANS TIDBITS:

- Entering his senior season at Wichita South High School, Harris was a top athlete and highly sought-after football recruit, with several Power Five schools showing interest. But early in his senior season, Harris took a cleat to the stomach while attempting a tackle. At first, he didn't think the damage was severe, but later that night he was taken to the hospital and rushed into emergency surgery. He had ruptured his intestine in two places, and it was so severe that doctors told him if he hadn't come to the hospital that night, he could have died. Needless to say, his high school football career ended abruptly, and interest from those Power Five schools suddenly disappeared. Even Harris thought his playing days could be over. But Illinois State stuck with him. Harris joined ISU on scholarship in 2013 and took a redshirt season before returning to game action for the first time in 2014. He would go on to play in 49 career games for the Redbirds and earn All-American recognition, before being selected in the fifth round of the 2018 NFL Draft.

CAREER TRANSACTIONS:

- The Wichita, Kan., native was originally drafted by the Cincinnati Bengals in the fifth round (151st overall) of the 2018 NFL Draft.
- Waived by the Bengals on Aug. 31, 2019.
- Signed by the Denver Broncos as a free agent on Sept. 2, 2019.
- Waived by the Broncos on Nov. 17, 2020.
- Claimed by the Baltimore Ravens off waivers on Nov. 18, 2020.
- Waived by the Ravens on Jan. 18, 2021.
- Signed by the Ravens as a free agent on Feb. 8, 2021.
- Waived by the Ravens on Aug. 16, 2021.
- Claimed by the San Francisco 49ers off waivers on Aug. 17, 2021.
- Waived by the 49ers on Oct. 12, 2021.
- Signed by the 49ers to the team's practice squad on Oct. 14, 2021.
- Signed by the Los Angeles Chargers to the team's active roster off of the 49ers practice squad on Nov. 30, 2021.
- Signed by the Chicago Bears as an unrestricted free agent on Aug. 5, 2022.
- Waived by the Bears on Aug. 30, 2022 and signed to the team's practice squad a day later.
- Waived by the Bears on Nov. 12, 2022.
- Signed by the Titans to the team's practice squad on Nov. 15, 2022.
- Activated from the practice squad to the active roster standard elevation on Nov. 17, 2022.
- Activated from the practice squad to the active roster standard elevation on Dec. 3, 2022.
- Activated from the practice squad to the active roster standard elevation on Dec. 10, 2022.
- Signed by the Titans to their active roster from the practice squad on Dec. 17, 2021.

SEASON RECAPS:

2022 (0/0 - Chicago; 6/0 - Tennessee): Saw action in six games as a reserve in his first season with the Titans and collected three special teams tackles. Spent one game on the Titans' practice squad and was inactive for another contest. Tied for the team lead in special teams tackles once in 2022 (vs. DAL). Spent the first 10 weeks of the season on the Chicago Bears' practice squad. Signed by the Titans to the team's practice squad during Week 11.

- At Green Bay (11/17), made his Titans debut as a reserve on special teams and registered a tackle on coverage units.
- At Philadelphia (12/4), played as a reserve on special teams.
- Against Jacksonville (12/11), saw action as a reserve on special teams.
- At L.A. Chargers (12/18), played as a reserve on special teams.
- Against Houston (12/24), saw action as a reserve on special teams and notched a tackle on coverage units.
- Against Dallas (12/29), collected a special teams tackle before leaving the game in the second quarter with an injury.
- At Jacksonville (1/7), was inactive.

2021 (1/0 - San Francisco; 5/1 - L.A. Chargers): Appeared in six games with one start and compiled six tackles and three special teams stops on the season. Claimed by the 49ers off waivers during training camp and appeared in one contest for San Francisco. Signed by the Chargers to the team's active roster during Week 13 and saw action in five games with one start and tallied six tackles and three special teams stops. Was inactive for one contest.

- At Houston (12/26), made his first start of the year and logged a season-best five tackles.

2020 (7/1 - Denver; 4/1 - Baltimore): Saw action in 11 games with two starts and registered 11 tackles, a pass defended, a forced fumble and three special teams tackles. Spent the first 10 weeks of the season with the Broncos where he appeared in seven games with one start and tallied three tackles and one special teams stop. Waived by Denver and claimed by Baltimore during Week 11. Saw action in four contests with one start for the Ravens and amassed eight tackles, a pass defended, a forced fumble and two special teams tackles.

- At Pittsburgh (12/2), posted a tackle, a forced fumble, a pass defended and a special teams tackle.
- At Cleveland (12/14), tallied a season-high five tackles.

2019 (16/6 - Denver): Appeared in all 16 games and made six starts. Set career-high marks with 32 tackles and three passes defended. Added three special teams stops.

- Against Cleveland (11/3), started at cornerback and amassed seven tackles and a career-high two passes defended.
- At Minnesota (11/17), started at cornerback and registered a single-game career-high nine tackles and a pass defended.

2018 (3/0 - Cincinnati): Saw action in three games as a rookie and posted a special teams tackle. Began the season on injured reserve was designated to return on Dec. 5.

- At Los Angeles Chargers (12/9), made his NFL debut and registered one stop on special teams.

COLLEGE:

• Appeared in 49 games with 35 starts over four seasons at Illinois State (2014-17) and totaled 208 tackles, two sacks, 10 tackles for loss, 39 passes

defensed and four interceptions.

- As a senior (2017), started all 11 games at cornerback and recorded 57 tackles, two sacks, 4.5 tackles for loss, a team-high 14 passes defensed and two interceptions. Named first team All-Missouri Valley Football Conference and second team FCS All-American by the Associated Press.
- As a junior (2016), started 11 games at cornerback and registered 59 tackles, 5.5 tackles for loss, 15 passes defensed and two interceptions. Named first team All-Missouri Valley Football Conference.
- As a sophomore (2015), started all 13 games at cornerback and posted 78 tackles and a team-best 10 passes defensed.
- As a redshirt freshman (2014), appeared in 14 games and recorded 14 tackles.
- Redshirted in 2013.
- Graduated from Illinois State with a degree in business administration and management.

PERSONAL:

- Attended Wichita South (Kan.) High School where he was a three-year

varsity starter. He missed most of his senior season due to injury.

- As a junior, collected 40 tackles, 15 passes defensed and five interceptions.
- Also competed in track and field where he placed third in the state in the 100-meter dash and sixth in the 200-meter dash.
- Has two older brothers, Isiah and Shaquille.
- When Harris was heading into his sophomore year of high school, he was adopted by his older cousins, Antonio and Kristy Baker.
- Has one daughter, Snoh.
- Follow Harris on Twitter and Instagram @wichkid.
- Born Davontae Harris on Jan. 21, 1995 in Wichita, Kan.

DAVONTAE HARRIS' TITANS GAME-BY-GAME

2022 Tennessee Titans

Date	Opp	W/L	P/S	Tot	Solo	Asst	Sk	- Yds	QBP	TFL	Int	- Yds	-TD	PD	FF	FR	- Yds	SpT	
Nov 17	@ GB	W	p	0	0	0	0.0	0.0	0	0	0	0	0	0	0	0	0	0	1
Nov 27	Cin	L	PS																
Dec 4	@ Phi	L	p	0	0	0	0.0	0.0	0	0	0	0	0	0	0	0	0	0	0
Dec 11	Jax	L	p	0	0	0	0.0	0.0	0	0	0	0	0	0	0	0	0	0	0
Dec 18	@ LAC	L	p	0	0	0	0.0	0.0	0	0	0	0	0	0	0	0	0	0	0

Dec 24	Hou	L	p	0	0	0	0.0	0.0	0	0	0	0	0	0	0	0	0	0	0	1
Dec 29	Dal	L	p	0	0	0	0.0	0.0	0	0	0	0	0	0	0	0	0	0	0	1
Jan 7	@ Jax	L	IA																	
Totals				1-7	6/0		0	0	0	0	0	0	0	0	0	0	0	0	0	3

DAVONTAE HARRIS' NFL STATISTICS

REGULAR SEASON			TACKLES								INTERCEPTIONS					FUMBLES			
Year	Team	GP	GS	Tot	Solo	Asst	Sk	Yds	QBP	TFL	No	Yds	Lg	TD	PD	FF	FR	Yds	SpT
2018	Cincinnati	3	0	0	0	0	0.0	0.0	0	0	0	0	0	0	0	0	0	0	1
2019	Denver	16	6	32	27	5	0.0	0.0	0	0	0	0	0	3	0	0	0	0	3
2020	DEN/BAL	11	2	11	10	1	0.0	0.0	0	0	0	0	0	1	1	0	0	0	3
2021	SF/LAC	6	1	6	5	1	0.0	0.0	0	0	0	0	0	0	0	0	0	0	3
2022	Tennessee	6	0	0	0	0	0.0	0.0	0	0	0	0	0	0	0	0	0	0	3
NFL Totals		42	9	49	42	9	0.0	0.0	0	0	0	0	0	4	1	0	0	0	13

Single-Game Highs

- Tackles - 9 at Minnesota (11/17/19)
- Passes Defensed - 2 vs. Cleveland (11/3/19)
- Forced Fumbles - 1 at Pittsburgh (12/2/20)



25 HASSAN HASKINS

RUNNING BACK • 6'2" • 228 LBS • COLLEGE: MICHIGAN
ACQUIRED: 4TH ROUND - 2022 • NFL EXPERIENCE: ROOKIE
HOMETOWN: ST. LOUIS, MO.
GAMES PLAYED/GAMES STARTED: 15/1 (PLAYOFFS: 0/0)



PRO: The Titans selected Hassan Haskins in the fourth round (131st overall) of the 2022 NFL Draft. The 6-foot-2-inch, 228-pounder is a stout running back that has a physical, grinding approach to his carries that wears down opposing defenses. The St. Louis, Mo., native gets the most out of his rushes as evidence by only having six negative rushing yards during his senior campaign. He is also a reliable ball carrier with no fumbles during his collegiate career. Haskins recorded 2,324 rushing yards and 30 scores in his four seasons in Ann Arbor.

CAREER HIGHLIGHTS:

- In 2021, Haskins was named first-team All Big Ten after rushing 270 times for 1,327 yards with a school-record 20 rushing touchdowns.
- As a senior, Haskins enjoyed quite the final game against rival Ohio State, posting a career-best 169 rushing yards while tying a Michigan record with five rushing touchdowns. His five rushing scores against the Buckeyes are the most for any opponent ever against Ohio State.
- Haskins had only 26 negative rushing yards his entire career and did not fumble in 452 rushing attempts.

TITANS TIDBITS:

- Hassan's brother, Maurice Alexander, was a fourth-round pick by the Rams in 2014 and has also played for the Seahawks and Bills.
- Haskins was also a defensive standout in high school. He registered 21 sacks in his final two prep seasons and actually practiced at linebacker during part of his freshman season at Michigan.
- Haskins' hidden talent is that he can do a standing backflip.

CAREER TRANSACTIONS:

- The St. Louis, Mo., native was selected by the Titans in the fourth round (131st overall) of the 2022 NFL Draft.

SEASON RECAPS:

2022 (15/1): Saw action in 15 games with one start at running back as a rookie and carried the ball 25 times for 93 yards to go along with 11 receptions for 57 yards. Led the team with 414 kickoff return yards on 19 attempts. Ranked third on the team with 13 special teams tackles. Was inactive for two contests. Led the team in rushing yards twice in 2022 (at BUF, vs. DAL). Led or tied for the team lead in special teams tackles four times in 2022 (at IND, at HOU, at KC, vs. CIN).

- Against N.Y. Giants (9/11), made his NFL debut as a reserve at running back and on special teams.
- At Buffalo (9/19), saw significant action as a reserve at running back and led the team with 37 rushing yards on nine carries. Returned two kickoffs for 40 yards.
- Against Las Vegas (9/25), played as a reserve at running back and on special teams. Returned one kickoff for 29 yards.
- At Indianapolis (10/2), registered four kickoff returns for 105 yards with a long return of 37 yards. Tied for the team lead with a special teams tackle on coverage units. Kickstarted the Titans' third scoring drive with a 37-yard kickoff return in the second quarter.
- At Washington (10/9), recorded two special teams tackles on coverage units.
- Against Indianapolis (10/23), played as a reserve at running back and caught a five-yard pass. Returned two kickoffs for 45 yards and posted a special teams stop on coverage units.
- At Houston (10/30), led the team with three special teams tackles on coverage units. Returned one kickoff for 17 yards.
- At Kansas City (11/6), led the team with a career-best four special teams tackles. Became the first Titans player with four total special teams tackles

in a game since Matthias Farley in 2021. He was the first offensive player for the Titans with four special teams tackles in a game since tight end Craig Stevens had four in 2009. Carried the ball once for five yards and caught one pass for two yards. Returned four kickoffs for 72 yards.

- Against Denver (11/13), posted a special teams tackle on coverage units and returned one kickoff for 17 yards.
- At Green Bay (11/17), played as a reserve at running back and on special teams. Returned four kickoffs for 89 yards.
- Against Cincinnati (11/27), saw action as a reserve at running back and on special teams. Collected a special teams tackle on coverage units.
- At Philadelphia (12/4), was inactive.
- Against Jacksonville (12/11), was inactive.
- At L.A. Chargers (12/18), played as a reserve at running back and carried the ball once for eight yards. Snared two receptions for seven yards out of the backfield. Extended the Titans' final touchdown drive with an eight-yard run on third-and-one late in the fourth quarter.
- Against Houston (12/24), caught two passes for 17 yards out of the backfield.
- Against Dallas (12/29), made his first career NFL start at running back and carried the ball 12 times for 40 yards. Snared two receptions for 13 yards. Extended the Titans' touchdown drive with a two-yard rumble on fourth-and-two in the third quarter.
- At Jacksonville (1/7), played as a reserve at running back and carried the ball twice for three yards. Caught two passes for 13 yards.

COLLEGE:

• During four seasons at Michigan, Haskins appeared in 36 career games with 22 starts at running back and carried the ball 452 times for 2,324 yards and scored 30 rushing touchdowns. Named 2021 first-team All-Big Ten and earned honorable mention all-conference in 2019 and 2020. Registered 10 career 100-yard rushing games. Became the 24th running back in school history to surpass 2,000 rushing yards. Had only 26 negative rushing yards his entire career and did not fumble in 452 rushing attempts.

AS A SENIOR (2021), started all 14 games at running back and carried the ball 270 times for 1,327 yards and scored a school-record 20 rushing touchdowns. Added 18 receptions for 131 yards. Posted four 150-yard rushing efforts and six overall games with more than 100 rushing yards. Had only six negative rushing yards all season. Selected All-Big Ten first team by the coaches and media and Associated Press All-American third team. Received Michigan's Offensive Player of the Year award and was voted by his teammates as the Toughest Player Award winner. Credited with 96 runs resulting in a first down (No. 1 in FBS) and forced 50 missed tackles. Ranked fourth in the NCAA in rushing touchdowns (20) and broke former Wolverine Ron Johnson's school record of 19 which was set in 1968.

- Against Washington (9/11), racked up a then career-high 155 rushing yards on 27 carries with a touchdown.
- At Nebraska (10/9), totaled 123 rushing yards on 21 carries with two touchdowns.
- Against Northwestern (10/23), led the team with 23 carries for 110 yards and two touchdowns.
- Against Indiana (11/6), produced then career high numbers with 27 carries for 168 yards and a touchdown, while adding a 20-yard catch.
- At Penn State (11/13), gained over 200 all-purpose yards, rushing a career-high 31 times for 156 yards while adding 45 yards receiving.
- Against Ohio State (11/27), posted a career-best 169 rushing yards on 28 carries and tied a Michigan record with five rushing touchdowns. His five rushing scores against the Buckeyes are the most for any opponent ever

against Ohio State. Was named the Big Ten Offensive Player of the Week for his performance against the Buckeyes.

- Against Iowa (12/4), rushed 17 times for 56 yards and two touchdowns in the Big Ten Championship Game victory. Added three receptions for 22 yards against the Hawkeyes.

AS A JUNIOR (2020), saw action in six games with two starts and received All-Big Ten honorable mention from the coaches and media. Was the team's leading rusher with 375 yards on 61 carries and a team-high six rushing scores. Produced back-to-back 100-yard rushing efforts to conclude the abbreviated campaign.

- At Minnesota (10/24), led the team with two touchdowns and 82 rushing yards on six carries with a career-long 66-yard run.
- Against Michigan State (10/31), posted eight carries for 56 yards with one rushing score.
- At Rutgers (11/21), handled 25 carries and produced 109 yards with one touchdown in his first starting assignment of the season.
- Against Penn State (11/28), started in the backfield, gaining 101 yards on 17 carries with a pair of two-yard rushing touchdowns.

AS A SOPHOMORE (2019), played in 13 games and started six contests at tailback. Named the Most Improved Player on offense and received All-Big Ten honorable mention from the coaches and media. Was the team's second-leading rusher with 121 carries for 622 yards with four touchdowns. Caught six passes for 40 yards out of the backfield.

- At Illinois (10/12), rushed for 125 yards on 12 carries and scored his first career touchdown on a 29-yard run to open the scoring against the Illini. Amassed three 20-yard-plus runs in the contest (29, 28 and 24).
- Against Notre Dame (10/26), made his first career start and racked up 149 yards on 20 carries, including a long run of 49 yards.
- At Maryland (11/2), started and produced 60 yards and one score on 13 carries.
- Against Ohio State (11/30), gained 78 yards on 12 carries with a touchdown, while adding a nine-yard catch.

AS A TRUE FRESHMAN (2018), earned first varsity letter after playing in three contests. Spent time working with both the running backs and linebackers during the season.

- Majored in American culture at Michigan.

PERSONAL:

- Attended Eureka Senior (St. Louis, Mo.) High School and helped lead the team to the 2017 6A State semifinals.
- Selected the 2017 Missouri Football Coaches Association Class 6A Offensive Player of the Year as well as USA Today's Missouri Offensive Player of the Year. Named 2017 Class 6A first-team all-state running back by the Missouri Football Coaches Association and Missouri Media.

- Was a two-time Suburban West American Offensive Player of the Year (2016-17). Selected to the 2017 St. Louis Dispatch All-Metro first team as a senior and earned second-team honors at running back as a junior.

- As a senior (2017), rushed 255 times for 2,197 yards and 31 touchdowns, averaging 8.6 yards per carry. Rushed for 100 yards or more in 12 of 13 contests, including five games with 200 or more rushing yards. Also caught 12 passes for 165 yards and two touchdowns and returned a punt 50 yards for a touchdown. Added 25 tackles with nine sacks and two fumble recoveries on defense.

- As a junior (2016), rushed 242 times for 1,509 yards and 19 touchdowns. Posted nine 100-yard rushing efforts during the season, including seven straight games. Caught 36 passes for 294 yards and two touchdowns. Also registered 34 tackles and 12 sacks.

- Also played basketball and track in high school, finishing second in the high jump in the state championships.

- Follow Haskins on Twitter at @h2_3125 and on Instagram at @h2_2535.

- Son of Hassan Haskins and Lynette McAlpine.

- His nickname is H2.

- Born Hassan Askiali Haskins Jr. on Nov. 26, 1999 in St. Louis, Mo.

HASSAN HASKINS' COLLEGE STATISTICS

Year	Team	GP	GS	RUSHING					RECEIVING					
				Att	Yds	Avg	Lg	TD	No	Yds	Avg	Lg	TD	
2018	Michigan	3	0	0	0	-	0	0	0	0	0	-	0	0
2019	Michigan	13	6	121	622	5.1	49	4	6	40	6.7	19	0	0
2020	Michigan	6	2	61	375	6.1	66	6	0	0	-	0	0	0
2021	Michigan	14	14	270	1,327	4.9	62	20	18	131	7.3	20	0	0
College Totals		36	22	452	2,324	5.1	66	30	24	171	7.1	20	0	0

Single-Game Highs

- Rushes - 33 at Penn State (11/13/21)
- Rushing Yards - 169 vs. Ohio State (11/27/21)
- Long Rush - 66 at Minnesota (10/24/20)
- Rushing Touchdowns - 5 vs. Ohio State (11/27/21)
- Receptions - 5 at Penn State (11/13/21)
- Receiving Yards - 45 at Penn State (11/13/21)
- Long Reception - 20 vs. Indiana (11/6/21)

Additional Statistics

- Special Teams Tackles - 2 (2019), 1 (2020), 2 (2021)
- Misc. Tackles - 3 (2019), 1 (2020), 2 (2021)

HASSAN HASKINS' GAME-BY-GAME

2022 Tennessee Titans				RUSHING					RECEIVING																
Date	Opp	W/L	P/S	Att	Yds	Avg	Lg	TD	No	Yds	Avg	Lg	TD												
Sept 11	NYG	L	p	0	0	-	0	0	0	0	-	0	0	Dec 4	@	Phi	L	IA							
Sept 19	@ Buf	L	p	9	37	4.1	9	0	1	0	0.0	0	0	Dec 11		Jax	L	IA							
Sept 25	LV	W	p	0	0	-	0	0	0	0	-	0	0	Dec 18	@	LAC	L	p	1	8	8.0	8	0		
Oct 2	@ Ind	W	p	0	0	-	0	0	0	0	-	0	0	Dec 24		Hou	L	p	0	0	-	0	0		
Oct 9	@ Was	W	p	0	0	-	0	0	0	0	-	0	0	Dec 29		Dal	L	S	12	40	3.3	12	0		
Oct 23	Ind	W	p	0	0	-	0	0	1	5	5.0	5	0	Jan 7	@	Jax	L	p	2	3	1.5	3	0		
Oct 30	@ Hou	W	p	0	0	-	0	0	0	0	-	0	0	Totals					7-10	15/1	25	93	3.7	12	0
Nov 6	@ KC	L	p	1	5	5.0	5	0	1	2	2.0	2	0						11	57	5.2	10	0		
Nov 13	Den	W	p	0	0	-	0	0	0	0	-	0	0												
Nov 17	@ GB	W	p	0	0	-	0	0	0	0	-	0	0												
Nov 27	Cin	L	p	0	0	-	0	0	0	0	-	0	0												

HASSAN HASKINS' RETURN GAME-BY-GAME

2022 Tennessee Titans				PUNT RETURNS					KICKOFF RETURNS																		
Date	Opp	W/L	P/S	No	FC	Yds	Avg	Lg	TD	No	Yds	Avg	Lg	TD													
Sept 11	NYG	L	p	0	0	0	-	0	0	0	0	-	0	0	Nov 27		Cin	L	p	0	0	0	-	0	0		
Sept 19	@ Buf	L	p	0	0	0	-	0	0	2	40	20.0	20	0	Dec 4	@	Phi	L	IA								
Sept 25	LV	W	p	0	0	0	-	0	0	1	29	29.0	29	0	Dec 11		Jax	L	IA								
Oct 2	@ Ind	W	p	0	0	0	-	0	0	4	105	26.3	37	0	Dec 18	@	LAC	L	p	0	0	0	-	0	0		
Oct 9	@ Was	W	p	0	0	0	-	0	0	0	0	-	0	0	Dec 24		Hou	L	p	0	0	0	-	0	0		
Oct 23	Ind	W	p	0	0	0	-	0	0	2	45	22.5	28	0	Dec 29		Dal	L	p	0	0	0	-	0	0		
Oct 30	@ Hou	W	p	0	0	0	-	0	0	1	17	17.0	17	0	Jan 7	@	Jax	L	p	0	0	0	-	0	0		
Nov 6	@ KC	L	p	0	0	0	-	0	0	4	72	18.0	22	0	Totals					7-10	15/1	0	0	0	-	0	0
Nov 13	Den	W	p	0	0	0	-	0	0	1	17	17.0	17	0						19	414	21.8	37	0			
Nov 17	@ GB	W	p	0	0	0	-	0	0	4	89	22.3	27	0													

HASSAN HASKINS' NFL STATISTICS

REGULAR SEASON		RUSHING								RECEIVING				
Year	Team	GP	GS	No	Yds	Avg	Lg	TD	Att	Yds	Avg	Lg	TD	
2022	Tennessee	15	1	25	93	3.7	12	0	11	57	5.2	10	0	
NFL Totals		15	1	25	93	3.7	12	0	11	57	5.2	10	0	

REGULAR SEASON		PUNT RETURNS					KICKOFF RETURNS					
Year	Team	No	FC	Yds	Avg	Lg	TD	No	Yds	Avg	Lg	TD
2022	Tennessee	0	0	0	-	0	0	19	414	21.8	37	0
NFL Totals		0	0	0	-	0	0	19	414	21.8	37	0

Single-Game Highs

Rushes - **12 vs. Dallas (12/29/22)**
 Rushing Yards - **40 vs. Dallas (12/29/22)**
 Long Rush - **12 vs. Dallas (12/29/22)**
 Receptions - **2 (Four times, last at Jacksonville 1/7/23)**
 Receiving Yards - **17 vs. Houston (12/24/22)**
 Long Reception - **10 vs. Dallas (12/29/22)**

Kickoff Returns - **4 (Three times, last at Green Bay 11/17/22)**
 Kickoff Return Yards - **105 at Indianapolis (10/2/22)**
 Long Kickoff Return - **37 at Indianapolis (10/2/22)**

Additional Statistics

Special Teams Tackles - **13 (2022)**



22 DERRICK HENRY

RUNNING BACK • 6'3" • 247 LBS • COLLEGE: ALABAMA
ACQUIRED: 2ND ROUND - 2016 • NFL EXPERIENCE (NFL/TITANS): 7/7
HOMETOWN: YULEE, FLA.
GAMES PLAYED/GAMES STARTED: 102/71 (PLAYOFFS: 7/7)



Pro Bowl: 2019, 2020, 2022



Captain: 2020, 2021, 2022



Community Man of the Year: 2021, 2022

PRO: The Titans selected Heisman Trophy winner Derrick Henry in the second round of the 2016 NFL Draft out of the University of Alabama. The 6-foot-3-inch, 247-pounder is a powerful, downhill runner who displays tremendous speed and balance. The Yulee, Fla., native led the NFL from 2017 to 2021 in rushing yards (6,307), rushing touchdowns (60), rushing yards per game (88.8) and rushing attempts of 10-plus yards (160). In 2021, he led the NFL with 937 rushing yards and 10 rushing touchdowns in the first eight weeks of the season before missing the final nine games of the regular season. In 2020, Henry secured the NFL's rushing title for the second consecutive year after recording 2,027 rushing yards and 17 rushing touchdowns, becoming the eighth player in NFL history to eclipse 2,000 rushing yards in a season. In 2019, Henry was the NFL's leading rusher with 1,540 yards and 16 rushing scores. He racked up 5,860 rushing yards and scored 55 rushing touchdowns during his first five NFL seasons, including consecutive 1,000-yard seasons each year from 2018-20. At Alabama, the Heisman Trophy winner set numerous school and SEC records while leading his team to a National Championship in 2015.

CAREER HIGHLIGHTS:

- In 2021, Henry led the NFL with 937 rushing yards and 10 rushing touchdowns in the first eight weeks of the season before missing the final nine games of the regular season with a foot injury. He returned to start in the team's divisional playoff contest and rushed for 62 yards and one score.
- From 2017-2021, Henry led the NFL in rushing yards (6,307), rushing touchdowns (60), rushing yards per game (88.8) and rushing attempts of 10-plus yards (160).
- Entering 2022, his 6,797 career rushing yards ranked fourth in franchise annals behind Eddie George (10,009), Earl Campbell (8,574) and Chris Johnson (7,965). Henry's career rushing touchdowns (65) ranked second behind only Campbell (73).
- Entering 2022, Henry ranked second in franchise postseason history for career rushing attempts (156), rushing yards (732), and tied for third in rushing touchdowns (four).
- In 2020, Henry was named the NFL Offensive Player of the Year, Associated Press first-team All-Pro, and FedEx Ground Player of the Year for the second consecutive season after leading the NFL with a franchise-record 2,027 rushing yards, becoming the eighth player in NFL history to eclipse 2,000 rushing yards in a season. His 2,027 rushing yards gave him the fifth-highest total in NFL history behind Eric Dickerson's 2,105 (1984), Adrian Peterson's 2,097 (2012), Jamal Lewis' 2,066 (2003) and Barry Sanders' 2,053 (1997). Henry broke Chris Johnson's franchise mark of 2,006 rushing yards in 2009.
- Additionally, in 2020 he earned first-team All-Pro honors from Pro Football Focus, Pro Football Writers of America and Sporting News and was the 101 Awards AFC Offensive Player of the Year.
- Henry became the first player to lead the NFL in rushing yards in consecutive seasons (2019-20) since LaDainian Tomlinson (2006-07).
- In 2020, Henry became the fifth all-time NFL player to lead the NFL in rushing yards, attempts and rushing touchdowns in consecutive seasons. The last to do so prior to Henry was Cleveland's Leroy Kelly from 1967 to 1968. The only other players to achieve it are Jim Brown (1958-59), Steve Van Buren (1947-49) and Bill Paschal (1943-44).
- In 2020, Henry recorded three 200-yard rushing games in a season, becoming the fifth player in NFL history to do so, joining Earl Campbell (four in 1980), O.J. Simpson (1973), Tiki Barber (2005) and Jay Ajayi (2016). He became the first player in NFL history with five career games with at least 200 rushing yards and two rushing touchdowns.
- In the 2020 regular season finale at Houston (1/3/21), set the franchise

record with 250 rushing yards, breaking his own club record of 238 rushing yards (12/6/18 vs. Jacksonville). Henry's 250 rushing yards tied for the 13th-best single-game total in the NFL since 1948.

- Henry set a career high with 17 rushing touchdowns in 2020, finishing with the second-best total in franchise history behind Earl Campbell's 19 rushing touchdowns in 1979.
- In 2020, Henry totaled 1,221 rushing yards in road games, the most by any NFL running back since 1948. The previous high was held by Eric Dickerson (1,087 in 1984). Dating back to 2019, he had a streak of nine consecutive road games with at least 100 rushing yards, passing Chris Johnson (eight games from 2009-10) for the second-longest such streak in NFL history behind only Barry Sanders' 10-game road streak (from 1996-97).
- Henry totaled 2,141 scrimmage yards (2,027 rushing and 114 receiving) in 2020 to finish second in franchise history behind Chris Johnson's 2,509 scrimmage yards in 2009.
- Recorded 10 total 100-yard rushing games in 2020 to tie Earl Campbell (1980) for the third-most in franchise history. Only Campbell in 1979 (11) and Chris Johnson in 2009 (12) had more.
- Henry became the NFL's first player to rush for at least 175 and two touchdowns four times in a season in 2020.
- In 2020, Henry joined Terrell Davis (1997-98), Shaun Alexander (2004-05) and Larry Johnson (2005-06) as the only players in NFL history to rush for 1,500 yards and 15 touchdowns in two consecutive seasons.
- From 2019-20, Henry established a streak of 20 consecutive games in the regular season and playoffs with at least 18 rushing attempts, the second-longest streak of its kind in the NFL since 1948. The only player with more consecutive 18-carry games in the regular season and postseason was Emmitt Smith, whose streak was 23 games with the Dallas Cowboys from 1995 to 1996.
- In 2020, he became the first player in NFL history to produce more than one overtime touchdown run in a season. He joined LaDainian Tomlinson as the NFL's only players with multiple career touchdown runs in overtime. Tomlinson had three during his career.
- In 2020, Henry joined Bo Jackson, Ahman Green, Chris Johnson and Lamar Miller as the only NFL players to record two career rushing touchdowns of at least 90 yards. Henry joined Miller (two 97-yard touchdown runs) as the only players to ever record multiple touchdown runs of at least 94 yards.
- In 2019, Henry was the NFL's leading rusher with a then career-best 1,540 rushing yards on a career-high 303 carries for a career-high 16 rushing touchdowns.
- In 2019, Henry received numerous awards and recognition, including the NFL's FedEx Ground Player of the Year, second-team All-Pro by the Associated Press and his first career Pro Bowl selection.
- In 2019, led the AFC, ranked third in the NFL, and led the team with a career-high 18 total touchdowns.
- Ranked second in the AFC and fourth in the NFL with a career-high 1,746 yards from scrimmage in 2019.
- In 2019, Henry recorded eight 100-yard rushing performances including the postseason.
- In 2019, moved into fifth place on the franchise's all-time rushing touchdowns list after passing Lorenzo White (29) against Kansas City (11/10/19). In the same game, Henry also became the ninth player in franchise history to reach 3,000 career rushing yards.
- In Week 17 of the 2019 season, he was named AFC Offensive Player of the Week after his performance at Houston (12/29/19), where he rushed a

season-high 32 times for a season-best 211 yards with three touchdowns to secure the NFL's rushing title.

- In 2019, became the sixth player in franchise history with at least 12 touchdowns in two or more consecutive seasons.
- In 2019, joined Napoleon Kaufman (1997-99) and Robert Smith (1997-2000) as the only players in NFL history to record a rushing touchdown of at least 70 yards in three consecutive seasons.
- Passed Steve McNair (3,439 career rushing yards) for sixth place on the team's all-time rushing list, and later passed Hoyle Granger (3,514) for fifth place on the team's all-time rushing list in 2019.
- In 2019, Henry started all three of the team's playoff games and finished the postseason with 83 carries for a league-best 446 yards and two touchdowns, all of which set career-highs. His 446 rushing yards in the postseason ranked second in franchise playoff history behind Eddie George's 449 rushing yards during the 1999 playoffs.
- In 2019, during Wild Card Weekend at New England (1/4/20), Henry set a then-franchise playoff record with 182 rushing yards on 34 carries and a touchdown, which marked the second-most yards on the road in an NFL playoff game since 1950. The following week during the Divisional Round at Baltimore (1/11/20), set a franchise playoff record with 195 rushing yards on 30 carries.
- In 2018, Henry was named to the PFWA All-AFC team after setting then single-season career highs in carries (215), rushing yards (1,059), rushing long (99t), and touchdowns (12).
- 2018 marked Henry's first career 1,000-yard season. He finished sixth in the NFL in rushing yards.
- In 2018, named AFC Offensive Player of the Week for Week 13 after collecting a franchise-best 238 rushing yards with a franchise-tying four rushing touchdowns against Jacksonville on Thursday Night Football (12/6). In the same game, he scored four rushing touchdowns to tie the franchise's single-game record (Earl Campbell, Lorenzo White).
- In Week 13 of the 2018 season, recorded the second 99-yard touchdown run in NFL history (Tony Dorsett). The run also set the mark for the longest touchdown run in franchise history and tied for the longest scrimmage play in NFL history. He also became the second player in NFL history with a rushing touchdown of at least 90 yards and a rushing touchdown of at least 50 yards in the same game (Chris Johnson).
- In 2018, named AFC Offensive Player of the Month for December after registering 97 carries for 625 yards and eight touchdowns.
- In 2018, became the seventh NFL player since the 1970 AFL-NFL merger with at least four rushing touchdowns and at least 200 rushing yards in a game (Clinton Portis, Barry Sanders, Doug Martin, Jonas Gray, Mike Anderson and Corey Dillon). Henry became the first to accomplish the feat in fewer than 20 carries (17).
- In 2017, Henry led the Titans with 744 rushing yards on 176 carries, and he rushed for five touchdowns for the second consecutive season.
- In the team's Wild Card playoff victory at Kansas City on Jan. 6, 2018, Henry recorded a franchise postseason record of 191 scrimmage yards (156 rushing, 35 receiving), breaking a 57-year-old postseason record set on Jan. 1, 1961, when Billy Cannon had 178 scrimmage yards against the Los Angeles Chargers. Henry's 156 rushing yards ranked second in franchise postseason history (162 by Eddie George on Jan. 16, 2000).
- In 2016, Henry rushed for 490 yards and five touchdowns to become the third rookie for the franchise in the "Titans era" to score at least five touchdowns in a season, joining Vince Young (seven rushing touchdowns in 2006) and Chris Johnson (nine rushing and one receiving in 2008).
- Despite playing just three seasons and not seeing extensive action in his first campaign at Alabama, Henry finished his career as the school's all-time rushing leader with 3,591 yards.
- As a senior in 2015, Henry claimed the Heisman Trophy and led his team to the College Football Playoff National Championship. He also won the Doak Walker and Maxwell Award and was selected as the Walter Camp Player of the Year after rushing for an Alabama and Southeastern Conference record 2,219 yards.

TITANS TIDBITS:

- In high school, Henry broke the 51-year-old national high school rushing record with 12,124 yards after compiling 4,261 rushing yards as a senior.
- Henry sealed an Iron Bowl victory with an epic, career-best 271 rushing yards against the Tigers in 2015. He put the Crimson Tide on his back by carrying the ball a school-record 46 times. His 271 rushing yards were 11 more yards than Auburn had in total offense (260). He ended the game

with 14 consecutive rushes to run out the clock.

- His late grandmother, Gladys Henry, helped raise him and played a key inspirational role in his development. In 2018, he fulfilled a promise to her and graduated from Alabama with his bachelor's degree. He has a portrait tattoo of her on his chest.
- Gladys Henry nicknamed him "Shocka" as a baby because he "shocked the whole family" when he was born.
- Henry has been growing out his hair since he was in elementary school.
- In 2021, Henry was named the Titans nominee for the Walter Payton Man of the Year. Henry is the founder of the Two All Foundation, which exists to level the playing field for today's youth by giving back to both the Nashville community and Henry's hometown of Yulee, Fla.

CAREER TRANSACTIONS:

- The Yulee, Fla., native was selected by the Titans in the second round (45th overall) the 2016 NFL Draft.

SEASON RECAPS:

- 2022 (16/16):** Named to his third career Pro Bowl. Ranked second in the NFL with a team-best 1,538 rushing yards and 1,936 yards from scrimmage. Tied for fourth in the NFL with 13 total touchdowns. Tied for third on the team with a career-high 33 receptions for a career-best 398 receiving yards. Completed both of his pass attempts for four yards with a touchdown. Has 37 career 100-yard rushing performances (including the playoffs), including nine in 2022 (at IND, at WAS, vs. IND, at HOU, at KC, vs. JAX, at LAC, vs. HOU, at JAX). Led the team in rushing yards 14 times in 2022 (vs. NYG, vs. LV, at IND, at WAS, vs. IND, at HOU, at KC, vs. DEN, at GB, vs. CIN, vs. JAX, at LAC, vs. HOU, at JAX). Led or tied for the team lead in receptions three times in 2022 (vs. LV, vs. IND, at LAC). Led the team lead in receiving yards twice in 2022 (vs. CIN, at LAC). Became the franchise's second player (Earl Campbell) and the 16th NFL player to reach 70 total touchdowns and 7,000 rushing yards within his first seven NFL seasons. Set the franchise's all-time career touchdown record (75) with a pair of rushing scores at Houston (10/30/22). Recorded the sixth 200-yard rushing performance of his career at Houston (10/30/22) to tie O.J. Simpson and Adrian Peterson for the most in NFL history. Named AFC Offensive Player of the Month for October after rushing for 563 yards with five rushing touchdowns in four Titans' victories. With his 10th touchdown of the season at Green Bay (11/17/22), he joined LaDainian Tomlinson (nine), Adrian Peterson (seven), Shaun Alexander (five) and Michael Turner (five) as the only players in NFL history to rush for at least 10 touchdowns in five consecutive seasons.
- Against N.Y. Giants (9/11), carried the ball 21 times for 82 yards.
 - At Buffalo (9/19), rushed 13 times for 25 yards with a touchdown. Evened the score at 7-7 with a two-yard touchdown plunge on fourth-and-one in the first quarter.
 - Against Las Vegas (9/25), led the team with 85 rushing yards on 20 carries with a touchdown. Led the team with five receptions for 58 yards. Recorded his 18th career game with at least 140 scrimmage yards. Kickstarted the Titans' opening touchdown drive with a 23-yard gain on a screen pass. Increased the Titans' lead to 14-3 with a one-yard touchdown plunge early in the second quarter. Scored his 70th career touchdown (67th rushing touchdown) becoming the third Titans/Oilers player to reach the end zone 70 times with the franchise. Set up the Titans third touchdown of the afternoon with a 24-yard rumble down to the Raiders' one-yard line in the second quarter.
 - At Indianapolis (10/2), carried the ball 22 times for 114 yards with a touchdown. Hauled in three receptions for 33 yards out of the backfield. Gave the Titans a 14-0 advantage with a 19-yard touchdown sprint off right end in the first quarter. On a 12-yard run in the first quarter, he became the fourth player in franchise history to reach 7,000 career rushing yards.
 - At Washington (10/9), rushed 28 times for 102 yards with a pair of touchdown runs. Hauled in two receptions for 30 yards. Extended the Titans' opening touchdown drive with a three-yard run on third-and-one in the first quarter. Set up the Titans' first touchdown with a 24-yard screen pass in the opening stanza. Gave the Titans a 14-10 halftime lead with a one-yard touchdown rumble late in the second quarter. Scored the game-winning touchdown on a one-yard plunge late in the third stanza. Joined Earl Campbell as the franchise's only players to reach 70 career rushing touchdowns.
 - Against Indianapolis (10/23), carried the ball a season-high 30 times for 128 yards. Logged his third consecutive 100-yard rushing game and

his 31st career 100-yard rushing game. Tied for the team lead with three catches for 10 yards. Helped set up the Titans' second field goal with a 23-yard rumble up the middle in the second stanza. Helped seal the victory with a pair of first downs late in the fourth quarter—first on an 11-yard carry and then a 21-yarder.

- At Houston (10/30), named AFC Offensive Player of the Week after rushing for 219 yards and two touchdowns on 32 carries. Set the franchise's all-time career touchdown record with a pair of rushing scores. Recorded the sixth 200-yard rushing performance of his career to tie O.J. Simpson and Adrian Peterson for the most in NFL history. He logged his fourth consecutive 200-yard rushing game against the Texans. Registered his sixth career game with at least 200 rushing yards and at least two rushing touchdowns, the most in the NFL since 1950. Kickstarted his big day on the ground with a 41-yard jaunt up the middle on the second play from scrimmage. Gave the Titans a 7-3 lead with a 29-yard touchdown run in the second quarter. On fourth-and-goal in the third quarter he reached the end zone on a one-yard run to score his 75th career touchdown (72 rushing and three receiving), breaking Eddie George's franchise touchdown mark (74). Helped seal the victory with seven carries for 64 rushing yards on the Titans' final field goal drive, including a 17-yard rumble on third-and-two in the fourth quarter.
- At Kansas City (11/6), led the team with 115 rushing yards on 17 carries with two rushing scores. Scored his 73rd career rushing touchdown on a four-yard carry in the second quarter and his 74th career rushing touchdown on a one-yard run in the second quarter. In doing so, he passed Earl Campbell (73) for the most rushing touchdowns in franchise history. Got the Titans' first touchdown drive moving with a 24-yard run off left guard in the second quarter. Cut the Chiefs' lead to 9-7 with a four-yard touchdown plunge out the KingCat in the second stanza. Jumpstarted the Titans' second touchdown drive with a 56-yard sprint off right tackle in the second quarter. Gave the Titans a 14-9 lead with a one-yard touchdown run in the second quarter. Hit the 100-yard rushing mark on the final play of the third quarter to tally his fifth consecutive 100-yard rushing game, which tied for the best streak of his career (five games in 2021).
- Against Denver (11/13), rushed 19 times for 53 yards and caught two passes for 14 yards.
- At Green Bay (11/17), carried the ball 28 times for 87 yards with a touchdown. Completed both of his passes for four yards with a touchdown. Hauled in two catches for 45 yards. Increased the Titans' lead to 14-6 with a four-yard touchdown rumble late in the second quarter. Set up the Titans' third touchdown with a 42-yard gain on a screen pass in third quarter. Gave the Titans a 20-9 lead with a three-yard touchdown pass to Austin Hooper in the third quarter.
- Against Cincinnati (11/27), rushed 17 times for 38 yards. Led the team with a career-high 79 receiving yards on three receptions. Hauled in a screen pass and rumbled 69 yards before fumbling, but the loose ball was recovered by Treyton Burks in the end zone for a touchdown.
- At Philadelphia (12/4), carried the ball 11 times for 30 yards. Caught two passes for eight yards out of the backfield.
- Against Jacksonville (12/11), rushed 21 times for 121 yards with a touchdown. Hauled in three passes for 34 yards. Passed Chris Johnson (7,965) for third place on the franchise's all-time career rushing list. His 96 rushing yards in the first quarter set a career high for rushing yards in the opening quarter. Gave the Titans an early 7-0 lead with a three-yard touchdown rumble in the opening quarter. Set up the Titans' second touchdown with a 50-yard scamper down the right sideline in the first quarter.
- At L.A. Chargers (12/18), played in his 100th career regular season game and carried the ball 21 times for 104 yards with a touchdown. Tied for the team lead with four catches for a team-best 59 receiving yards. Became the seventh player in NFL history to record 8,000 rushing yards and 75 rushing touchdowns (77) within his first 100 NFL games. Set up the Titans' first touchdown with a 37-yard reception down to the Chargers' 15-yard line in the opening quarter. Evened the score at 7-7 with a four-yard touchdown run on a direct snap in the first stanza.
- Against Houston (12/24), rushed 23 times for 126 yards with a touchdown. Caught two passes out of the backfield. Gave the Titans an early 7-0 lead with a 48-yard touchdown jaunt off right guard in the first quarter.
- Against Dallas (12/29), was inactive.
- At Jacksonville (1/7), carried the ball 30 times for 109 yards and hauled in one reception for 19 yards.

2021 (8/8, 1/1): Honored as the team's Walter Payton Man of the Year nominee. Started the first eight games of the season and led the NFL with 937 rushing yards, 1,091 yards from scrimmage, 10 touchdowns and 56 total first downs before being placed on injured reserve on Nov. 1. Hauled in 18 receptions for 154 yards. Missed the final nine regular season games before returning as a starter for the postseason contest and rushing for 62 yards on 20 carries with a touchdown. Has 28 career 100-yard rushing performances (including the playoffs), including five in 2021 (at SEA, vs. IND, at NYJ, at JAX, vs. BUF). Henry joined Eddie George (10,009), Earl Campbell (8,574) and Chris Johnson (7,965) as the only players in franchise history to reach 6,000 career rushing yards. Led the team in rushing yards eight times in 2021 (vs. ARI, at SEA, vs. IND, at NYJ, at JAX, vs. BUF, vs. KC, at IND). Tied for the team lead in receptions once in 2021 (at SEA). Ranks second in franchise history with 65 career rushing touchdowns.

- Against Arizona (9/12), carried the ball 17 times for 58 yards and hauled in three passes for 19 yards.
- At Seattle (9/19), named AFC Offensive Player of the Week after leading the team with 182 rushing yards on a career-high 35 carries with three touchdowns. Snared a career-best six receptions for 55 yards. Kept the Titans' first touchdown drive alive with a four-yard run on third-and-one in the third quarter. Became the fourth player in NFL history with 10 career games with at least 150 rushing yards and two rushing touchdowns, joining Jim Brown (13), LaDainian Tomlinson (12) and Barry Sanders (10). Cut the Seahawks' lead to 24-16 with a nine-yard touchdown run in the third stanza. On his first touchdown of the day, he passed Chris Johnson (58) for third place on the team's all-time touchdowns list. Rumbled for a 60-yard touchdown run down the left sideline early in the fourth quarter. Converted a key third-and-one late in the fourth quarter with a four-yard run down to the Seahawks' one-yard line. Tied the score at 30-30 with a one-yard touchdown plunge with 29 seconds remaining in regulation. Rushed four times for 21 yards during the game-winning scoring drive in overtime.
- Against Indianapolis (9/26), led the team with 113 rushing yards on 28 carries. Snared three receptions for 31 yards. Extended the Titans' second touchdown drive with an eight-yard run on third-and-one in the second quarter. Made it a two-possession game at 22-13 with a two-point conversion run in the fourth quarter.
- At N.Y. Jets (10/3), led the team with 157 rushing yards on 33 carries with a score. Became the third player in NFL history with at least 150 rushing yards in three consecutive road games, joining Earl Campbell and O.J. Simpson. Hauled in two passes for 20 yards out of the backfield. Rushed four times for 50 yards during the Titans' initial touchdown drive. Gave the Titans a 17-10 lead with a one-yard touchdown plunge early in the fourth quarter.
- At Jacksonville (10/10), led the team with 130 rushing yards on 29 carries with three rushing scores. Increased the Titans' lead to 14-6 with a one-yard touchdown plunge on the first play of the second quarter. Made the score 31-13 with a nine-yard touchdown run in the third stanza. Sealed the victory with a 10-yard touchdown jaunt late in the fourth quarter. With his first rushing touchdown of the day, he became the third player in franchise history to reach 60 rushing touchdowns, joining Earl Campbell (73) and Eddie George (64).
- Against Buffalo (10/18), named AFC Offensive Player of the Week for the second time in 2021. Carried the ball 20 times for a team-best 143 rushing yards with three rushing scores, while setting a career-best with his fifth consecutive 100-yard rushing performance. Joined Eric Dickerson as the NFL's only players since 1960 with 750 rushing yards and 10 rushing touchdowns in the first six games of a season. Hauled in two passes for 13 yards. Gave the Titans a 7-6 lead with a 76-yard touchdown run up the middle in the second quarter. It was the third-longest touchdown run of his career. The run was his fourth career rushing touchdown of at least 75 yards and his fifth overall touchdown of at least 75 yards (one receiving). Helped the Titans re-gain the lead with a three-yard touchdown rumble off left tackle in the third quarter. Scored the eventual game-winning touchdown on a 13-yard blast off left tackle in the fourth quarter. Passed Eddie George (64) for second place on the franchise rushing touchdowns list.
- Against Kansas City (10/24), led the team with 86 rushing yards on 29 carries. Threw his first career regular season touchdown pass. Hauled in two receptions for 16 yards. Gave the Titans an early 7-0 lead with a five-yard touchdown pass to MyCole Pruitt in the first quarter. Extended the Titans' final scoring drive with a four-yard run on third-and-one late in the second quarter.
- At Indianapolis (10/31), led the team with 68 rushing yards on 28 carries. Of all players in NFL history with a 2,000-yard rushing season, his 937

rushing yards in 2021 are the most of any player in their first eight games in the season after hitting the 2,000-yard mark. Kept a Titans' fourth-quarter scoring drive alive with a three-yard run on third-and-one early in the final quarter.

- Against Cincinnati (1/22), returned to the lineup for the first time since Oct. 31 and rushed 20 times for 62 yards with a touchdown. Ranks second in franchise postseason history with 732 career rushing yards. Evened the score at 6-6 by taking a direct snap and rumbling for a three-yard touchdown run in the second quarter.

2020 (16/16, 1/1): Named NFL Offensive Player of the Year, selected Associated Press first-team All-Pro and named to his second career Pro Bowl. Name NFL's FedEx Ground Player of the Year for the second consecutive season. Started all 16 games and led the NFL with a franchise-record 2,027 rushing yards becoming the eighth player in NFL history to eclipse 2,000 rushing yards in a season. Became the first player since LaDainian Tomlinson (2006-07) to lead the NFL in rushing yards in consecutive seasons. Became the fifth all-time NFL player to lead the NFL in rushing yards, attempts and rushing touchdowns in consecutive seasons and the first since 1967-68. Led the NFL with 2,141 yards from scrimmage which ranks second in franchise history. Led the NFL with a career-high 17 rushing touchdowns. Started the postseason contest and rushed 18 times for 40 yards with three receptions for 11 yards. Led the team in rushing yards 17 times in 2020 (at DEN, vs. JAX, at MIN, vs. BUF, vs. HOU, vs. PIT, at CIN, vs. CHI, vs. IND, at BAL, at IND, vs. CLE, at JAX, vs. DET, at GB, at HOU, vs. BAL). Named AFC Offensive Player of the Month for October after averaging a league-high 114.7 rushing yards per game, totaling an AFC-high 344 yards on 61 attempts and scoring an NFL-best five rushing touchdowns. Became the third player in franchise history to rush for 1,200 yards and 10 touchdowns in at least two consecutive seasons. Passed Lorenzo White (4,079 career rushing yards) for fourth place on the franchise's all-time rushing list at Minnesota (9/27/20). Became the fourth player in franchise history to hit 40 career rushing touchdowns at Minnesota (9/27/20). Registered his 50th career touchdown (rushing and receiving) at Baltimore (11/22/20), becoming the fifth player in franchise history to score at least 50 career touchdowns of any kind. Became the first player in NFL history with multiple game-winning overtime touchdowns in a single season (vs. HOU, at BAL). Went over the 5,000-yard career rushing mark and became the fourth player in franchise history to reach the plateau at Indianapolis (11/29/20). Logged his fourth career game with at least 200 rushing yards and two touchdowns at Jacksonville (12/13/20), becoming the NFL's first player to record four such performances, breaking Jim Brown's NFL record of three games that was later matched by Barry Sanders and LaDainian Tomlinson. Became the NFL's fifth player to rush for at least 175 and two touchdowns three times in a season, joining Baltimore's Jamal Lewis (2003), the New York Giants' Joe Morris (1986), San Diego's LaDainian Tomlinson (2006) and Miami's Ricky Williams (2002).

- At Denver (9/14), led the team with 116 rushing yards on 31 carries. Caught three passes for 15 yards out of the backfield. Became the third player in franchise history to record 10 consecutive regular season games with at least 80 scrimmage yards. Extended the Titans' initial scoring drive with an 11-yard rush on third-and-one in the second quarter.

- Against Jacksonville (9/20), rushed 25 times for 84 yards. Became the second player in franchise history to record 11 consecutive regular season games with at least 80 scrimmage yards. Extended the Titans' third touchdown drive with a seven-yard run on third-and-three in the second quarter.

- At Minnesota (9/27), rushed 26 times for 119 yards with two touchdowns. Snared two passes for 11 yards. Extended the Titans' scoring drive in the second quarter with a one-yard rush on fourth-and-one. Cut the Vikings' lead to 24-19 with a one-yard touchdown plunge in the third quarter. Gave the Titans a 25-24 lead with a one-yard touchdown rumble late in the third stanza.

- Against Buffalo (10/13), started at running back and carried the ball 19 times for 57 yards with two touchdowns. It was his 10th career game with at least two rushing touchdowns. Caught one pass for six yards. Gave the Titans a 14-7 advantage with a one-yard touchdown plunge on the third play of the second quarter. Increased the Titans lead to 35-16 with a nine-yard touchdown jaunt off right end in the final quarter.

- Against Houston (10/18), named AFC Offensive Player of the Week after recording 22 carries for a team-best 212 yards and two touchdowns, recording his third career 200-yard rushing game. His 212 rushing yards rank fifth in franchise history, and he now owns three of the top six single-game rushing performances in team annals. Kickstarted the Titans' second

touchdown drive with a 34-yard run up the middle in the first quarter. Extended the Titans' second touchdown drive with a two-yard rumble on third-and-one in the opening quarter. Allowed the Titans to regain the lead with a 94-yard touchdown run in the fourth quarter. Became the fifth NFL player to record two career rushing touchdowns of 90 or more yards. Kickstarted the Titans' game-winning drive with a 53-yard catch-and-run down the right sideline in overtime. Sealed the 42-36 victory with a game-winning five-yard touchdown run out the Wildcat formation in overtime.

- Against Pittsburgh (10/25), started at running back and rushed 20 times for 75 yards with a score. Caught two passes out of the backfield. Cut the Steelers lead to 27-24 with a one-yard touchdown plunge in the fourth quarter.

- At Cincinnati (11/1), led the team with 112 rushing yards on 18 carries with a score. Rushed seven times for 46 yards during the Titans' initial scoring drive in the second quarter. Extended the Titans initial touchdown drive with a four-yard run on third-and-one. Cut the Bengals' lead to 10-7 with a three-yard touchdown jaunt off right guard in the second quarter. Kept the Titans' second touchdown drive alive with a seven-yard run on third-and-one in the fourth quarter.

- Against Chicago (11/8), rushed 21 times for a team-high 68 yards. Extended the Titans' first touchdown drive with a two-yard run on third-and-two in the second quarter. Kickstarted the Titans' final touchdown drive with a 26-yard jaunt off right end in the fourth quarter.

- Against Indianapolis (11/12), led the team with 103 rushing yards on 19 carries. Hauled in one pass for six yards.

- At Baltimore (11/22), carried the ball 28 times for 133 yards with the game-winning score, his 50th career touchdown. Extended a Titans' scoring drive with a three-yard run on third-and-one late in the second quarter. Ran for a 24-yard gain in the fourth quarter, which put him over the 1,000-yard rushing mark for the third consecutive season. Gave the Titans a 30-24 victory with a 29-yard game-winning, walkoff touchdown run in overtime.

- At Indianapolis (11/29), led the team with 178 rushing yards on 27 carries with three rushing scores. Extended his streak to eight consecutive regular season road games with at least 100 rushing yards. Registered his third career game with at least three rushing touchdowns. Caught two passes for seven yards. Gave the Titans an early 7-0 lead by taking a sweep lateral and sprinting 12 yards for the opening touchdown. Increased the Titans lead to 21-14 with a one-yard touchdown run off right end in the second quarter. On his second touchdown of the day, he passed Charlie Hennigan (51) for fourth place on the franchise's all-time touchdowns list. Kickstarted the Titans' fourth touchdown drive with a 31-yard jaunt off right tackle in the second stanza. Slashed his way to an 11-yard touchdown run and a 28-14 lead with less than two minutes remaining in the first half.

- At Jacksonville (12/13), carried the ball 26 times for 215 yards (8.3 avg.) with two touchdowns. Logged his fourth career game with at least 200 rushing yards and two touchdowns, becoming the NFL's first player to record four such performances, breaking Jim Brown's NFL record of three games that was later matched by Barry Sanders and LaDainian Tomlinson. Registered his ninth consecutive road game with at least 100 rushing yards. Caught two passes for seven yards out of the backfield. Increased the Titans lead to 14-3 with a 36-yard touchdown run up the middle late in the second quarter. Set up the Titans third touchdown of the day with a 47-yard scamper down to the Jaguars' five-yard line early in the third stanza. Gave the Titans a commanding 31-3 advantage with a one-yard touchdown plunge in the third quarter.

- Against Detroit (12/20), rushed 24 times for 147 yards with a touchdown. Caught two passes for five yards. Gave the Titans an early 7-0 lead with a three-yard score off left end for his 15th rushing touchdown of the season. With the touchdown, he joined Terrell Davis (1997-98), Shaun Alexander (2004-05) and Larry Johnson (2005-06) as the only players in NFL history to rush for 1,500 yards and 15 touchdowns in two consecutive seasons. Set up a Titans' touchdown with a 33-yard run down to the Lions' three-yard line on third-and-one on the first play of the fourth quarter. Increased the Titans' lead to 32-18 with a two-point conversion plunge early in the fourth quarter.

- At Green Bay (12/27), rushed 23 times for 98 yards.

- At Houston (1/3), named AFC Offensive Player of the Week after carrying the ball 34 times for a franchise-record 250 rushing yards with two touchdowns in the Titans' division-clinching victory and in the process became the eighth player in NFL history to eclipse 2,000 rushing yards in a season. Became the first player in NFL history with five career games with at least 200 rushing yards and two rushing touchdowns. Gave the Titans a 10-3 lead with a 52-yard touchdown jaunt off right tackle on the first play of the second quarter. Set up the Titans' second touchdown of the afternoon with a 28-yard run to the Texans' one-yard line in the second

stanza. Extended the Titans' lead to 24-9 with a six-yard touchdown run off left end in the third quarter. Set up a Titans' touchdown in the third quarter with a 45-yard rumble down the right sideline to the Houston five-yard line in the third quarter.

- Against Baltimore (1/10) in the Wild Card game, rushed 18 times for 40 yards and caught three passes for 11 yards.

2019 (15/15, 3/3): Named the NFL's FedEx Ground Player of the Year. Named second-team All-Pro by the Associated Press. Selected to his first career Pro Bowl. Started 15 games at running back and led the NFL with a career-best 1,540 rushing yards. Led the AFC, ranked third in NFL and led the squad with a career-high 18 total touchdowns. Hauled in 18 receptions for 206 yards with two receiving touchdowns. Ranked second in the AFC and fourth in the NFL with a career-best 1,746 yards from scrimmage. Has posted 24 rushing touchdowns in his past 20 regular season games, which leads the NFL in that time period. Finished with the fourth-best rushing yardage total in franchise history and second in franchise history with 16 rushing touchdowns. Was inactive for one contest. Started all three playoff contests and finished the postseason with 83 rushing attempts for a league-best 446 yards and two touchdowns. His rushing yardage total ranked second in franchise postseason history behind Eddie George's 449 rushing yards during the 1999 playoffs. Hauled in five passes for 21 yards and threw a three-yard touchdown pass. Led the team in rushing yards 17 times in 2019 (at CLE, vs. IND, at ATL, vs. BUF, at DEN, vs. LAC, vs. TB, at CAR, vs. KC, vs. JAX, at IND, at OAK, vs. HOU, at HOU, at NE, at BAL, at KC). Tied for the team lead in receptions once in 2019 (at BAL). With two rushing touchdowns against Kansas City (11/10/19), passed Lorenzo White (29) for fifth place on the franchise's all-time rushing touchdowns list. Became the sixth player in franchise history with at least 12 touchdowns in two or more consecutive seasons. With his 74-yard touchdown run against Jacksonville (11/24/19), he joined Napoleon Kaufman (1997-1999) and Robert Smith (1997-2000) as the only players in NFL history to record a rushing touchdown of at least 70 yards in three consecutive seasons. Passed Steve McNair (3,439 career rushing yards) for sixth place on the team's all-time rushing list and later passed Hoyle Granger (3,514) for fifth place on the team's all-time rushing list at Oakland (12/8/19). Set a franchise playoff record with 182 rushing yards at New England (1/4/20) and then reset it with 195 rushing yards at Baltimore (1/11/20).

- At Cleveland (9/8), started at running back and rushed a game-high 19 times for a team-best 84 yards with a touchdown. Snared one reception for a career-best 75-yard touchdown. It was his first career performance with a rushing touchdown and receiving touchdown in a game. Gave the Titans a 10-6 lead with a one-yard touchdown plunge in the second quarter. Answered a Browns touchdown with a 75-yard touchdown reception on a screen to give the Titans a 22-13 lead late in the third quarter.

- Against Indianapolis (9/15), started at running back and led the team with 82 rushing yards on 15 carries with a touchdown. Caught two passes for 12 yards. Gave the Titans a 14-13 lead with a one-yard touchdown plunge in the third stanza.

- At Atlanta (9/29), started at running back and led the team with 100 rushing yards on 27 carries. Hauled in one reception for eight yards out of the backfield.

- Against Buffalo (10/6), started at running back and led the team with 78 rushing yards on 20 carries with a touchdown. Rumbled for 24 yards on a rush off right end late in the first quarter. Evened the score at 7-7 with a one-yard touchdown plunge on third-and-one in the third quarter.

- Against L.A. Chargers (10/20), started at running back and led the team with 90 rushing yards on 22 rushes with a touchdown. Snagged one reception for 18 yards. Extended the Titans' lead to 23-13 with an 11-yard touchdown rumble off left end in the fourth quarter. On an eight-yard run in the fourth quarter, he passed Ronnie Coleman (2,769 career rushing yards) for ninth place on the franchise's all-time rushing list.

- At Carolina (11/3), started at running back and carried the ball 13 times for 63 yards with a touchdown. Snared three passes for 36 yards with a receiving score. During the Titans' initial touchdown drive in the third quarter, rushed seven times for 47 yards and finished the march with an eight-yard touchdown run up the middle. Cut the Panthers' lead to 24-14 with a 23-yard touchdown reception on a screen early in the final quarter.

- Against Kansas City (11/10), started at running back and rushed 23 times for a then-season-best 188 rushing yards with two touchdowns. Caught two passes for three yards. Gave the Titans a 20-19 with a 68-yard touchdown run up the middle in the third quarter. On his 68-yard touchdown, became the ninth player in franchise history to reach 3,000 career rushing yards. Cut the Chiefs' lead to 29-27 with a one-yard touchdown plunge midway through the fourth quarter.

- Against Jacksonville (11/24), started at running back and rushed 19 times for 159 yards with two touchdowns. Caught one pass for 16 yards. Set up the Titans' second touchdown with a pass to Jonnu Smith which drew a 16-yard pass interference penalty in the end zone in the third quarter. Broke the game open with a 74-yard touchdown run down the left sideline in the third quarter. Less than 30 seconds later after a Titans' fumble recovery on the ensuing kickoff, gave the team a commanding 28-3 lead with a seven-yard touchdown plunge.

- At Indianapolis (12/1), started at running back and carried the ball 26 times for 149 yards with a touchdown. Tied for the team lead with three receptions for 17 yards. Posted his third consecutive 100-yard+ rushing performance. Kept the Titans' opening touchdown drive alive with a three-yard run on third-and-one in the first quarter. Kickstarted the Titans' second touchdown march with a 34-yard run off right end in the third stanza. Cut the Colts lead to 17-14 with a 13-yard touchdown jaunt on fourth-and-one in the third quarter.

- At Oakland (12/8), started at running back and posted his fourth consecutive 100-yard rushing performance with a team-best 103 yards on the ground on 18 carries with two rushing scores. Caught one pass for six yards. Extended the Titans' first touchdown drive with a 12-yard rumble on third-and-one in the opening quarter. Evened the score at 7-7 with a 12-yard touchdown run off left end in the opening quarter. Gave the Titans a 28-21 lead with a 10-yard touchdown jaunt up the middle in the third stanza.

- At Houston (12/29), named AFC Offensive Player of the Week. Rushed a season-high 32 times for a season-best 211 yards with three touchdowns to become the NFL's leading rusher in 2019. Carried the ball seven times for 46 yards during the Titans' touchdown march to start the second half. Increased the Titans lead to 21-7 with a three-yard touchdown plunge in the third quarter. Gave the Titans a 28-14 advantage with a one-yard touchdown run early in the final stanza. Sealed the victory and captured the 2019 NFL rushing title with a 53-yard touchdown jaunt late in the fourth quarter.

- At New England (1/4), started at running back and led the team with a then franchise playoff record 182 rushing yards on 34 carries with a touchdown. Snared a 22-yard reception out of the backfield. Rushed for the second-most yards on the road in an NFL playoff game since 1950. Fueled the Titans' opening touchdown march with seven carries for 49 yards. Kickstarted the Titans' second touchdown drive with a 29-yard jaunt off right tackle in the second quarter. Set up the Titans' second touchdown with a 22-yard catch on a screen down to the Patriots' one-yard line late in the second quarter. Gave the Titans a 14-13 lead with a one-yard touchdown plunge late in the second stanza. Accounted for all 75 yards during the Titans' second touchdown drive.

- At Baltimore (1/11), started at running back. Collected a franchise postseason record 195 rushing yards on 30 carries and threw his first career touchdown pass. Tied for the team lead with two catches for seven yards. Set up the Titans' third touchdown of the afternoon with a 66-yard jaunt up the middle to the Ravens' six-yard line in the third quarter. Extended the Titans lead to 21-6 with a three-yard touchdown pass to Corey Davis out of the wildcat formation midway through the third stanza.

- At Kansas City (1/19), started at running back and rushed 19 times for 69 yards with a touchdown. Hauled in two passes for minus-eight yards. Gave the Titans a 10-0 lead with a four-yard touchdown run on a direct snap in the first quarter. Extended the Titans' second touchdown drive with a three-yard run on third-and-one in the second stanza.

2018 (16/12): Named to the PFWA's All-AFC team. Played in all 16 games with 12 starts at running back. Led the team and tied for the AFC lead with a then career-best 12 rushing touchdowns. Led the team and ranked second in the AFC with a then career-high 1,059 rushing yards on 215 carries. Hauled in 15 receptions for 99 yards. Completed two of three passes for 14 yards. Set a franchise record with 238 rushing yards and tied a franchise mark with four rushing touchdowns, including an NFL-record-tying 99-yard rushing score against Jacksonville (12/6/18). Led the team in rushing yards eight times in 2018 (vs. HOU, at JAX, at BUF, vs. NE, at IND, vs. JAX, at NYG, vs. WAS). Named AFC Offensive Player of the Week after collecting a franchise-best 238 rushing yards with a franchise-tying four rushing touchdowns against Jacksonville (12/6/18). Named AFC Offensive Player of the Month for December 2018 after registering 97 carries for 625 yards and eight touchdowns. Henry authored one of only four calendar months for the franchise since 1970 in which a player rushed for at least 600 yards.

- Against Houston (9/16), started at running back and led the team with 18 carries and 56 rushing yards. Posted his first career completion with a toss

to Taywan Taylor for eight yards on a play out of the Wildcat formation. Extended the Titans' second scoring drive with a five-yard jaunt out of the Wildcat on third-and-one in the first quarter.

- At Los Angeles Chargers in London (10/21), started at running back and carried the ball 12 times for 33 yards with a touchdown. Snared two receptions for 32 yards out of the backfield. Ignited the Titans' second scoring drive with a 21-yard catch in the second stanza. Cut the Chargers' lead to 17-13 with a one-yard touchdown plunge with 9:43 left to play in the third quarter. Kept the Titans' final touchdown drive alive with a three-yard run on third-and-one in the fourth quarter.
- Against New England (11/11), started at running back and led the team with 58 rushing yards on 11 carries with a then career-high-tying two rushing scores. Extended the Titans lead to 24-10 with a one-yard touchdown plunge late in the second quarter. Sealed the Titans' victory with a 10-yard touchdown run out of the Wildcat to make the score 34-10 in the fourth quarter.
- Against Jacksonville (12/6), named AFC Offensive Player of the Week after rushing 17 times for a franchise-best 238 rushing yards with a franchise-tying four rushing touchdowns. His 238 rushing yards set a new franchise record, breaking Chris Johnson's mark of 228 yards against the Jaguars on Nov. 1, 2009. Became the seventh NFL player since the 1970 AFL-NFL merger with at least four rushing touchdowns and at least 200 rushing yards in a game. Matched Johnson as the only players in NFL history with a rushing touchdown of at least 90 yards and a rushing touchdown of at least 50 yards in the same game. Gave the Titans an early 7-0 lead with a three-yard touchdown plunge in the first quarter. Gave the Titans a commanding 13-2 lead with an NFL record-tying long 99-yard touchdown jaunt that featured multiple stiff arms in the second quarter. Notched his third rushing touchdown of the evening with a 16-yard rumble up the middle in the third quarter. Tied the franchise record with his fourth rushing score on a 54-yard sprint down the right sideline in the third stanza. With his four touchdowns in the game, he set a new career high with nine rushing touchdowns on the season.
- At N.Y. Giants (12/16), started at running back and posted a career-high 33 rushes for 170 yards and two touchdowns. Grabbed one reception out of the backfield. Recorded a team-best 10 first downs. Gave the Titans an early 7-0 lead with a one-yard touchdown plunge on fourth-and-goal in the first stanza. On a 22-yard run in the second quarter, surpassed 2,000 career rushing yards. Increased the Titans lead to 14-0 with his second one-yard touchdown run of the afternoon with 2:20 left to play in the third quarter.
- Against Washington (12/22), started at running back and rushed 21 times for 84 yards with a touchdown. Caught one pass for eight yards. Gave the Titans an early 6-3 lead with a one-yard touchdown plunge in the first quarter. Set up the Titans' game-winning touchdown with an 18-yard rumble down to the Redskins' two-yard line in the final stanza.
- Against Indianapolis (12/30), started at running back and led the team with 93 rushing yards on 16 carries. Hauled in one reception for 13 yards. Set up a Titans' touchdown by rumbling 33 yards to the Colts' 22-yard line late in the third quarter.

2017 (16/2, 2/2): Saw action in all 16 games with two starts at running back and led the team with a career-best 744 rushing yards on 176 carries. Tied for second on the squad with five rushing touchdowns. Caught 11 passes for 136 yards with a touchdown. Started his first two career postseason contests and led the squad with 184 rushing yards on 35 carries with a touchdown. Recorded five catches for 56 yards. Led the team in rushing yards eight times in 2017 (at JAX, vs. IND, vs. BAL, vs. CIN, at PIT, at IND, vs. HOU, at KC). Had three 100-yard rushing performances (including the playoffs) in 2017 (vs. IND, vs. HOU, at KC). Collected a career-best 131 rushing yards against Indianapolis (10/16/17). Set a new single-game postseason franchise record with 191 scrimmage yards at Kansas City (1/6/18), breaking a 57-year-old record.

- At Jacksonville (9/17), saw action as a reserve at running back and led the team with a then career-best 92 rushing yards on 14 carries with a touchdown. Posted 87 of his rushing yards in the second half. Kept the Titans' second scoring drive alive with a two-yard run on third-and-one in the second quarter. Gave the Titans a 16-3 lead with a punishing 17-yard touchdown run up the middle with 6:36 left to play in the third quarter. Extended the Titans' final touchdown drive with a three-yard plunge on third-and-one in the final quarter.
- Against Indianapolis (10/16), saw action as a reserve at running back and led the team with a career-best 131 rushing yards on a career-high 19 rushes with a touchdown. Caught one pass for 14 yards out of the backfield. Sealed the Titans' win with a 72-yard touchdown rumble down

the left sideline on third-and-five with 47 second left to play in the game.

- Against Baltimore (11/5), played as a reserve at running back and led the team with 26 rushing yards on eight carries including a touchdown. Caught two passes for 10 yards. Increased the Titans lead to 16-6 with a one-yard touchdown run on third-and-one in the second quarter. Extended the Titans' game-winning touchdown drive with a six-yard catch on third-and-three in the fourth quarter.
- At Indianapolis (11/26), saw action as a reserve at running back and led the team with 79 rushing yards on 13 carries. Hauled in one reception for 10 yards out of the backfield. During the team's game-winning drive in the fourth quarter, posted five carries for 42 yards and one reception for 10 yards. Helped seal the game with a 16-yard run on the first play after the two-minute warning.
- Against Houston (12/3), played as a reserve at running back and led the team with 109 rushing yards on 11 carries with a score. Set up the Titans' first touchdown with a 24-yard rumble down to the Texans' nine-yard line. Extended the Titans' second touchdown drive with a three-yard run on fourth-and-one late in the third quarter. Clinched the victory with a 75-yard touchdown run on third-and-five late in the fourth quarter.
- At Arizona (12/10), started at running back as the team opened in a two-back set and rushed eight times for 20 yards with a touchdown. Gave the Titans a 7-0 lead with a six-yard touchdown run off left end with 7:16 remaining in the first half.
- Against Jacksonville (12/31), started at running back and carried the ball a career-high 28 times for 51 yards. Led the team with 66 receiving yards and a touchdown. Gave the Titans a 6-0 lead with a 66-yard touchdown catch on a screen pass early in the second quarter.
- At Kansas City (1/6), started at running back and led the team with 156 rushing yards on 23 carries with a touchdown in his first career postseason game. Caught two passes for 35 yards out of the backfield. His 191 scrimmage yards set a new single-game postseason record for the franchise, breaking a 57-year-old record. Cut the Chiefs' lead to 21-16 with a 35-yard touchdown jaunt with 14:08 left to play in the game. Sealed the victory with a 22-yard rumble for a first down on third-and-10 with 1:53 remaining in the game.

2016 (15/2): Played in 15 games with two starts at running back as a rookie and ranked second on the team with 490 rushing yards on 110 carries with five touchdowns. Became the third rookie for the franchise in the "Titans era" to score at least five touchdowns in a season. Hauled in 13 receptions for 137 yards. Did not play in one contest after suffering an injury in pregame warmups. Led the team in rushing yards twice (at CHI, vs. HOU). Tied for the team lead in receptions once (vs. JAX). Appeared in his first career NFL game and started at running back against Minnesota (9/11/16). Posted his first career touchdown against Jacksonville (10/27/16).

- Against Minnesota (9/11), made his NFL debut and started in a two-running back set. Carried the ball five times for three yards and caught two passes for 41 yards. Set up the Titans' opening field goal by hauling in his first career catch and reversing field for a 29-yard gain in the first quarter.
- At Detroit (9/18), played as a reserve at running back and rushed nine times for 40 yards. Caught one pass for nine yards. Extended the Titans' first scoring drive with a five-yard jaunt on third-and-one late in the opening stanza.
- At Miami (10/9), started at running back as the team opened the game in a two-running back set. Rushed seven times for 54 yards with a long rush of 22 yards. Set up the Titans' second touchdown with a 22-yard dash up the middle in the second quarter.
- Against Jacksonville (10/27), played significant snaps as a reserve at running back and rushed 16 times for 60 yards with his first career touchdown. Tied for the team lead with four receptions for 37 yards. Increased the Titans lead to 17-0 with his first career rushing touchdown on a six-yard run off right end in the second quarter. Kept the Titans' final scoring drive alive with a two-yard rumble on third-and-one on the first play of the fourth quarter.
- At San Diego (11/6), did not play after being injured in pregame warmups.
- At Chicago (11/27), played as a reserve at running back and led the team with 60 rushing yards on eight carries with a touchdown. Evened the score at 7-7 with an 11-yard touchdown run off left tackle with four seconds left to play in the first quarter.
- At Kansas City (12/18), played as a reserve at running back and carried the ball nine times for 58 yards with two touchdowns. Carried the ball five times for 41 yards during the Titans' initial touchdown drive that was punctuated by his four-yard touchdown run with 11:58 left to play in the second quarter. Cut the Chiefs' lead to 17-16 with his second touchdown of the afternoon, a one-yard jaunt, with 3:12 left to play in the fourth quarter.

- Against Houston (1/1), played as a reserve at running back and led the team with a career-best 65 rushing yards on 15 carries with a touchdown. Caught one pass for three yards. Kept the Titans' final touchdown drive alive with a 14-yard run on third-and-one in the third quarter. Gave the Titans a 21-7 advantage with a two-yard touchdown jaunt with 4:44 left to play in the third stanza.

COLLEGE:

- In three seasons at Alabama (2013-15), Henry played in 39 games and totaled 602 carries for a school-record 3,591 yards and 42 rushing touchdowns and added 285 yards on 17 career receptions with three receiving scores. Henry won numerous awards including the Heisman Trophy, the Doak Walker Award, Walter Camp Award, and Maxwell Award. During Alabama's victory over Clemson in the 2016 College Football Playoff National Championship, he broke Shaun Alexander's record for most career rushing yards in Alabama history.
- As a junior (2015), claimed the Crimson Tide's second Heisman Trophy and led his team to the College Football Playoff National Championship. Also won the Doak Walker and Maxwell Award and was selected as the Walter Camp Player of the Year. Named a unanimous first team All-American and first team All-SEC by the league's coaches and the Associated Press. Selected as the SEC Offensive Player of the Year by both outlets. Rushed for a school- and Southeastern Conference record 2,219 yards, which led the nation and was the fifth most in a single-season by an FBS player in college football history. Averaged 147.9 yards per game, which was second in the country. His 28 rushing touchdowns were a national best and an SEC record, snapping Tim Tebow and Tre Mason's old mark of 23. Led the SEC in rushing in conference games with a 179.2 yards per game average, including 13 touchdowns. Had multiple rushing touchdowns in nine games and set the Alabama single-season record with 10 100-yard rushing games and four 200-yard games, which broke Bobby Humphrey's school record (3) set in 1986. Only the third running back in SEC history (Herschel Walker and Bo Jackson) to have four 200-yard games in a single season. Set the school record with 11 consecutive games with a rushing touchdown and finished his career 20 straight, which was the most in the SEC history. Caught 11 passes for 91 yards. Accounted for a team-high 109 first down rushes on a school-record 395 carries. Was a five-time SEC Offensive Player of the Week (Wisconsin, Georgia, Texas A&M, Mississippi State and Auburn).
- At Auburn (11/28/15), produced a Heisman-worthy performance as he rushed his way past the Tigers on the Plains to the tune of a career-high 271 yards on the ground on a school-record 46 carries. Scored a touchdown on his 46th and final carry on a 25-yard jaunt that capped 14 straight rushes to end the game. Earned Walter Camp National Player of the Week honors and SEC Player of the Week accolades.
- Against Clemson (1/11/16), rushed for 158 yards and three touchdowns as the Crimson Tide claimed a 45-40 victory to win the national championship. Carried 36 times, including a 50-yard touchdown scamper in the first quarter and then sealed the win with a one-yard plunge with 1:07 remaining in the game.
- As a sophomore (2014), finished the year with 990 rushing yards on 172 carries with 11 rushing touchdowns. Had five receptions for 133 yards and two receiving touchdowns. Played in all 14 games with two starts and had 21 explosive rushes of 12 yards or more while converting 47 first downs, including four on third down. Three of his five receptions were explosive, taking screen passes 29, 41 and 52 yards.
- As a freshman (2013), as a true freshman saw action in 12 games and totaled 382 rushing yards on 35 carries for a 10.9 yards per carry average. Rushed 10 times (28.6 percent) for 12 yards or more while converting 17 first downs. Took his one pass reception to the end zone for a 61-yard catch and run in the Sugar Bowl. Contributed three tackles on special teams. Registered two 100-yard game (111 vs. Arkansas and 100 vs. Oklahoma).
- Graduated from Alabama in May 2018 with a degree in communications.

PERSONAL:

- Attended Yulee (Fla.) High School, where he was five-star prospect that was listed as the nation's No. 1 athlete and No. 4 running back prospect.
- Was a member of the 2012 All-USA Football Team, chosen by USA Today and also was named the 2012 Maxwell Football Club National High School Player of the Year.
- Broke Ken Hall's 51-year-old national high school rushing record with 12,124 yards after rushing for 4,261 yards as a senior in 2012. Was a Parade Magazine All-American and the publication's National Player of the

Year.

- Played for the East squad in the U.S. Army All-American Bowl, rushing for 53 yards with a touchdown and a two-point conversion.
- Named MaxPreps National Player of the Year and first-team All-American after finishing his high school career with 153 rushing touchdowns, which ranks fifth all time, including 55 scores in 2012.
- Set the Florida high school record with a 510-yard performance against Jacksonville Jackson and averaged 9.2 yards per carry and 327.8 yards per game as a senior.
- Named 2012 first-team All-State selection by the Associated Press and was the Player of the Year on the All-First Coast team.
- Named the 2012 Columbus (Ohio) Touchdown Club National High School Player of the Year as a senior.
- As a junior (2011), rushed for 2,610 yards and 34 scores to earn first-team All-Coast honors from the Florida Times-Union.
- As a sophomore (2010) was named first-team All-Coast running back after rushing for 2,788 yards and 38 touchdowns while averaging 8.9 yards per attempt.
- As a freshman (2009), rushed for 2,465 yards and 26 scores.
- Also played basketball and ran track (100, 400, 4x100, 4x400) in high school.
- As a standout track & field athlete, he competed as a sprinter and posted a personal-best time of 11.11 seconds in the 100-meter dash at the 2011 FHSAA 2A District 3 Championships, where he placed seventh.
- List of favorites: (movie) "Remember the Titans"; (musician) Kevin Gates; (place to get away) anywhere with his family; (food) wings; (athletes as a child) LaDainian Tomlinson and Eddie George; (sports teams as a child) New York Yankees, Los Angeles Lakers.
- Follow Henry on Twitter at @kinghenry_2.
- Follow Henry on Instagram at @last_king_2.
- Born Derrick Lamar Henry, Jr. on Jan. 4, 1994 in Yulee, Fla.

DERRICK HENRY'S GAME-BY-GAME CONT.

2022 Tennessee Titans				RUSHING					RECEIVING													
Date	Opp	W/L	P/S	Att	Yds	Avg	Lg	TD	No	Yds	Avg	Lg	TD									
Sept 11	NYG	L	S	21	82	3.9	18	0	0	0	-	0	0	2	8	4.0	6	0				
Sept 19	@ Buf	L	S	13	25	1.9	9	1	0	0	-	0	0	3	34	11.3	16	0				
Sept 25	LV	W	S	20	85	4.3	24	1	5	58	11.6	23	0	4	59	14.8	37	0				
Oct 2	@ Ind	W	S	22	114	5.2	19t	1	3	33	11.0	22	0	2	0	0.0	5	0				
Oct 9	@ Was	W	S	28	102	3.6	15	2	2	30	15.0	24	0	Dec 29	Dal	L	IA					
Oct 23	Ind	W	S	30	128	4.3	23	0	3	10	3.3	9	0	Jan 7	@ Jax	L	S	30	109	3.6	14	0
Oct 30	@ Hou	W	S	32	219	6.8	41	2	1	9	9.0	9	0	Totals								
Nov 6	@ KC	L	S	17	115	6.8	56	2	0	0	-	0	0									
Nov 13	Den	W	S	19	53	2.8	10	0	2	14	7.0	7	0									
Nov 17	@ GB	W	S	28	87	3.1	9	1	2	45	22.5	42	0									
Nov 27	Cin	L	S	17	38	2.2	9	0	3	79	26.3	69	0									

DERRICK HENRY'S NFL STATISTICS

REGULAR SEASON		RUSHING							RECEIVING					
Year	Team	GP	GS	Att	Yds	Avg	Lg	TD	No	Yds	Avg	Lg	TD	
2016	Tennessee	15	2	110	490	4.5	22	5	13	137	10.5	29	0	
2017	Tennessee	16	2	176	744	4.2	75t	5	11	136	12.4	66t	1	
2018	Tennessee	16	12	215	1,059	4.9	99t	12	15	99	6.6	21	0	
2019	Tennessee	15	15	303	1,540	5.1	74t	16	18	206	11.4	75t	2	
2020	Tennessee	16	16	378	2,027	5.4	94t	17	19	114	6.0	53	0	
2021	Tennessee	8	8	219	937	4.3	76t	10	18	154	8.6	16	0	
2022	Tennessee	16	16	349	1,538	4.4	56	13	33	398	12.1	69	0	
NFL Totals		102	71	1,750	8,335	4.8	99t	78	127	1,244	9.8	75t	3	

PLAYOFFS		RUSHING							RECEIVING					
Year	Team	GP	GS	Att	Yds	Avg	Lg	TD	No	Yds	Avg	Lg	TD	
2017	Tennessee	2	2	35	184	5.3	35t	1	5	56	11.2	29	0	
2019	Tennessee	3	3	83	446	5.4	66	2	5	21	4.2	22	0	
2020	Tennessee	1	1	18	40	2.2	8	0	3	11	3.7	7	0	
2021	Tennessee	1	1	20	62	3.1	9	1	0	0	-	0	0	
NFL Totals		7	7	156	732	4.7	66	4	13	88	6.8	29	0	

Single-Game Highs

Rushes - 35 at Seattle (9/19/21)
 Rushing Yards - 250 at Houston (1/3/21)
 Long Rush - 99t vs. Jacksonville (12/6/18)
 Touchdowns - 4 vs. Jacksonville (12/6/18)
 Receptions - 6 at Seattle (9/19/21)
 Receiving Yards - **79 vs. Cincinnati (11/27/22)**
 Long Reception - 75t at Cleveland (9/8/19)
 Touchdowns - 1 (Three times, last at Carolina 11/3/19)

Additional Statistics

Pass Attempts - 2 for 3 for 14 yards (2018); 1 for 1 for 5-yard touchdown (2021); **2 for 2 for 4 yards with touchdown (2022)**
 Tackles - 4 (2018), 1 (2019)
 Two-Point Conversions - 1 run (2020), 1 run (2021)
 Fumble Recoveries - 1 (2020), 1 (2021)

Playoff Single-Game Highs

Rushes - 34 at New England (1/4/20)
 Rushing Yards - 195 at Baltimore (1/11/20)
 Long Rush - 66 at Baltimore (1/11/20)
 Touchdowns - 1 (Four times, last vs. Cincinnati 1/22/22)
 Receptions - 3 (Twice, last vs. Baltimore 1/10/21)
 Receiving Yards - 35 at Kansas City (1/6/18)
 Long Reception - 29 at Kansas City (1/6/18)

Additional Playoff Statistics

Pass Attempts - 1 for 1 for 3-yard touchdown at Baltimore (1/11/20)
 Fumble Recoveries - 1 (2019)



40 DONTRELL HILLIARD

RUNNING BACK • 5'11" • 202 LBS • COLLEGE: TULANE

ACQUIRED: FREE AGENT - 2021

NFL EXPERIENCE (NFL/TITANS): 5/2 • HOMETOWN: BATON ROUGE, LA.

GAMES PLAYED/GAMES STARTED: 52/6 (PLAYOFFS: 1/0)



PRO: Running back Dontrell Hilliard initially joined the Titans as a practice squad player on Oct. 27, 2021. He went on to play in eight games with five starts during his first campaign in Tennessee, establishing or tying career highs in rushing attempts (56), rushing yards (350) and touchdowns (two), as well as receptions (19). The 5-foot-11-inch, 202 pounder was originally signed as an undrafted college free agent by the Cleveland Browns in 2018. Prior to arriving in Tennessee, the Tulane product appeared in 32 total games with Cleveland (2018-20) and Houston (2020), gaining experience as a reserve running back as well as a punt returner and kickoff returner.

CAREER HIGHLIGHTS:

- During his first season in Tennessee in 2021, Hilliard set career highs with 56 rushing attempts and 350 rushing yards and tied a career high with a pair of rushing touchdowns. He added 87 yards on a career-high 19 receptions and added eight kickoff returns for 177 yards (22.1 avg.).
- In his first career rushing attempt, Hilliard scored a four-yard touchdown against the Titans on Sept. 8, 2019.

TITANS TIDBITS:

- Hilliard became a vegan in 2021 and says the switch has made a significant difference in his general health and in his career.
- Hilliard has several business interests, including residential and commercial real estate. He also is in the process of opening his own American Bully kennel.
- At Tulane, Hilliard competed in outdoor track and field. His 4x100-relay team placed third in the American Athletic Conference.
- Hilliard is active in supporting and promoting Fuel Up to Play 60, the leading in-school health and wellness program that empowers students and educators to work together to build healthier schools and create healthy, high achieving students. He also supports gun violence prevention. Hilliard has represented both causes during My Cause, My Cleats.

CAREER TRANSACTIONS:

- The Baton Rouge, La., native was originally signed by the Cleveland Browns as an undrafted college free agent on May, 5, 2018.
- Waived by the Browns on Sept. 1, 2018 and signed to the team's practice squad a day later.
- Signed by the Browns to the team's active roster off the practice squad on Oct. 9, 2018.
- Waived by the Browns on Sept. 5, 2020 and signed to the team's practice squad a day later.
- Signed by the Browns to the team's active roster off the practice squad on Sept. 30, 2020.
- Waived by the Browns on Dec. 13, 2020.
- Claimed off waivers by the Houston Texans on Dec. 15, 2020.
- Waived by the Texans on Aug. 19, 2021.
- Signed by the Titans to their practice squad on Oct. 27, 2021.
- Activated from the practice squad to the active roster standard elevation on Oct. 30, 2021.
- Activated from the practice squad to the active roster standard elevation on Nov. 20, 2021.
- Signed by the Titans to the team's active roster off the practice squad on Nov. 23, 2021.

SEASON RECAPS:

2022 (12/1 - Tennessee): Saw action in 12 games with one start at running back. Led the team with four receiving touchdowns. Caught 21 passes for 177 yards. Ranked second on the team with 145 rushing yards on 22 carries. Tied for fifth on the team with seven special teams tackles. Returned one kickoff for 23 yards and two punts for four yards. Was inactive for one contest. Placed on injured reserve on Dec. 17 and missed the final four games. Tied for the team lead in receptions twice in 2022 (at IND, at WAS). Tied for the team lead in special teams tackles once in 2022 (vs. JAX). Collected a career-high two receiving touchdowns against N.Y. Giants (9/11/22).

- Against N.Y. Giants (9/11), saw action as a reserve at running back and snared three receptions for a career-high 61 yards with a career-best two receiving touchdowns. Became the first Titans running back with two or more touchdown receptions in a game since DeMarco Murray had two touchdown catches in 2016. Rushed twice for eight yards. Registered two special teams tackles on coverage units. Got open for a seven-yard touchdown reception, the first of his career, to give the Titans an early 7-0 lead in the opening stanza. Extended the Titans' second scoring drive with a 31-yard reception on third-and-three in the second quarter. Gave the Titans a 20-13 lead with a 23-yard touchdown grab in the third quarter.
- At Buffalo (9/19), was inactive.
- Against Las Vegas (9/25), saw action as a reserve at running back and rushed twice for 14 yards. Snared a 30-yard reception for a first down when the team was backed up deep in their own territory late in the third quarter.
- At Indianapolis (10/2), played as a reserve at running back and tied for the team lead with four catches for 18 yards.
- At Washington (10/9), tied for the team lead with four receptions for 23 yards with a touchdown grab. Gave the Titans a 7-0 lead with a 13-yard touchdown catch in the opening quarter. Extended the Titans' second touchdown drive by hauling in an eight-yard pass on third-and-five in the second stanza.
- Against Indianapolis (10/23), started at running back in a two-back formation and rushed once for four yards. Registered a special teams tackle on coverage units.
- At Houston (10/30), carried the ball eight times for 83 yards, the second-best rushing yardage total of his career. Caught one pass for 12 yards out of the backfield. Registered a special teams tackle. Extended the Titans' second touchdown drive with a 30-yard sprint off left tackle on third-and-six in the third quarter.
- At Kansas City (11/6), rushed three times for 12 yards and caught one pass out of the backfield.
- Against Denver (11/13), carried the ball once for two yards and snared one reception for six yards. Registered a special teams tackle on coverage units.
- At Green Bay (11/17), played as a reserve at running back and hauled in a 14-yard touchdown reception. Carried the ball once for four yards. Registered a special teams tackle on coverage units. Gave the Titans an early 7-0 lead with a 14-yard touchdown catch in the opening stanza.
- Against Cincinnati (11/27), rushed twice for 16 yards and caught three passes for three yards as a reserve running back.
- At Philadelphia (12/4), carried the ball once for two yards and caught two passes for 14 yards.
- Against Jacksonville (12/11), played as a reserve at running back and on special teams before leaving the game in the second quarter with an injury. Returned one kickoff for 23 yards and two punts for four yards. Collected a special teams tackle on coverage units.

2021 (8/5, 1/0 - Tennessee): Saw action in eight games with five starts at running back in his first season with the Titans after being signed as a signed free agent on Oct. 27. Ranked third on the team with a career-high 350 rushing yards on 56 carries with two touchdowns. Hauled in 19 receptions for 87 yards. Spent two games on the team's practice squad. Saw action as a reserve in the postseason contest and grabbed three receptions for 13 yards. Led the team in rushing yards once (at NE). Led or tied for the team lead in receptions three times (vs. HOU, at PIT, vs. MIA). Made his first career NFL start at New England (11/28/21).

- At Indianapolis (10/31), made his Titans debut as a reserve on special teams. Served as the kickoff returner, but didn't record any returns.
- Against Houston (11/21), played as a reserve at running back and led the team with a career-best eight receptions for a career-high 47 yards. Carried the ball a career-best seven times for a career-high 35 yards. Set a career high and ranked second on the team with 82 scrimmage yards. Returned three kickoffs for 65 yards. Kept the Titans' touchdown drive alive in the third quarter with a five-yard reception on fourth-and-three.
- At New England (11/28), made his first career NFL start at running back and rushed a career-high 12 times for a career-best 131 yards with a touchdown. Combined with D'Onta Foreman (109 rushing yards) to become the franchise's first duo with at least 100 rushing yards each in the same game since Chris Johnson and LenDale White in 2008. Caught one pass for two yards. Added two kickoff returns for 42 yards. Made it a one-score game after sprinting for a career-long 68-yard touchdown run on third-and-three late in the second quarter.
- At Pittsburgh (12/19), started at running back and rushed nine times for 49 yards. Tied for the team lead with four receptions for 10 yards.
- Against Miami (1/2), started at running back and rushed eight times for 45 yards with a score. Tied for the team lead with three receptions for 33 yards. Returned one kickoff for 24 yards. Concluded the scoring with a 39-yard touchdown run on third-and-11 late in the fourth quarter.
- At Houston (1/9), played as a reserve at running back and carried the ball nine times for 57 yards. Snared one reception out of the backfield. Returned two kickoffs for 46 yards. Helped run the clock out in the fourth quarter with a two-yard run on third-and-two. Sealed the victory with an 11-yard rush for a first down late in the final stanza.
- Against Cincinnati (1/22), made his postseason debut as a reserve at running back and on special teams. Caught three passes for 13 yards out of the backfield and returned one kickoff for 26 yards. Extended the Titans' first touchdown drive with a three-yard catch on third-and-three in the second stanza.

2020 (5/0 - Cleveland; 2/0 - Houston): Saw action as a reserve in seven total games and rushed nine times for 48 yards while with the Browns and the Texans.

- At Pittsburgh (10/18), rushed for a then-career-high 29 yards on four carries.

2019 (14/0 - Cleveland): Saw action in a career-best 14 games and recorded 13 carries for 49 yards and two touchdowns while also hauling in 12 receptions for 95 yards. Served as Browns' primary returner in 2019 and recorded a 24.8-yard kickoff return average and 7.1-yard punt return average. Registered career-high 10 special teams tackles.

- Against Tennessee (9/8), became first Browns player to score a rushing touchdown on his first career carry since Isaiah Crowell on Sept. 7, 2014.
- At Baltimore (9/29), tallied a then-career-high six rushes for 27 yards with a touchdown.
- Against Seattle (10/13), recorded a career-long 74-yard kickoff return, the longest kickoff return by a Brown since 2013.

2018 (11/0 - Cleveland): Appeared in 11 games during his rookie season and recorded nine catches for 105 yards. He also returned 11 kickoffs for 264 yards.

- Against Los Angeles Chargers (10/14), he made is NFL debut and

returned a kickoff for a season-high 31 yards.

- At Houston (12/2), set then-career highs with four receptions and 40 receiving yards.

COLLEGE:

- Played in 47 career games with 33 starts at Tulane and rushed 557 times for 2,948 yards and 30 touchdowns while also collecting 70 receptions for 740 yards and four scores. Also returned 18 kickoffs for 278 yards in his four-year career.
- As a senior (2017), started all 12 games, rushing 210 times for 1,091 yards and 12 touchdowns. Also caught eight passes for 115 yards and a pair of touchdowns. Earned American Athletic Conference second-team honors
- As a junior (2016), started all 11 games, leading the team in both rushing yards (759) and rushing touchdowns (nine) on 135 rushing attempts.
- As a sophomore (2015), saw action in 12 games with two starts and led the team in rushing attempts (115), rushing yards (646) and rushing touchdowns (six).
- As a freshman (2014), played in 12 games with two starts, logging 97 rushes for 452 yards and three touchdowns.
- Majored in digital design at Tulane.

PERSONAL:

- Attended Scotlandville (La.) High School and lettered in all four years while helping lead his team to a 26-13 overall record with three trips to the state playoffs.
- Received all-district honors all four years and was first team as a sophomore, junior and senior.
- Named honorable mention all-state as a senior after running for 978 yards for 16 touchdowns.
- Hilliard would be an engineer if he wasn't playing football.
- Follow Hilliard on Twitter at @D_Hilliard26 and on Instagram at @d_hilliard26
- Born Dontrell Donmond Hilliard on Feb. 26, 1995 in Baton Rouge, La.

DONTRELL HILLIARD'S GAME-BY-GAME

2018 Cleveland Browns				RUSHING				RECEIVING					
Date	Opp	W/L	P/S	Att	Yds	Avg	Lg	TD	No	Yds	Avg	Lg	TD
Sept 9	Pit	T	PS										
Sept 16	@ NO	L	PS										
Sept 23	NYJ	W	PS										
Sept 30	@ Oak	L	PS										
Oct 7	Bal	W	PS										
Oct 14	LAC	L	p	0	0	-	0	0	0	0	-	0	0
Oct 21	@ TB	L	p	0	0	-	0	0	0	0	-	0	0
Oct 28	@ Pit	L	p	0	0	-	0	0	1	24	24.0	24	0
Nov 4	KC	L	p	0	0	-	0	0	0	0	-	0	0
Nov 11	Atl	W	p	0	0	-	0	0	1	6	6.0	6	0
Nov 25	@ Cin	W	p	0	0	-	0	0	0	0	-	0	0
Dec 2	@ Hou	L	p	0	0	-	0	0	4	40	10.0	23	0
Dec 9	Car	W	p	0	0	-	0	0	2	20	10.0	12	0
Dec 15	@ Den	W	p	0	0	-	0	0	0	0	-	0	0
Dec 23	Cin	W	p	0	0	-	0	0	1	15	15.0	15	0
Dec 30	@ Bal	L	p	0	0	-	0	0	0	0	-	0	0
Totals		5-6	11/0	0	0	-	0	0	9	105	11.7	24	0

2019 Cleveland Browns				RUSHING				RECEIVING					
Date	Opp	W/L	P/S	Att	Yds	Avg	Lg	TD	No	Yds	Avg	Lg	TD
Sept 8	Ten	L	p	1	4	4.0	4t	1	1	14	14.0	14	0
Sept 16	@ NYJ	W	IA										
Sept 22	LAR	L	p	0	0	-	0	0	0	0	-	0	0
Sept 29	@ Bal	W	p	6	27	4.5	11	1	2	27	13.5	19	0
Oct 7	@ SF	L	p	0	0	-	0	0	0	0	-	0	0
Oct 13	Sea	L	p	0	0	-	0	0	2	17	8.5	14	0
Oct 27	@ NE	L	p	1	10	10.0	10	0	4	24	6.0	14	0
Nov 3	@ Den	L	p	5	8	1.6	4	0	2	6	3.0	4	0
Nov 10	Buf	W	p	0	0	-	0	0	0	0	-	0	0
Nov 14	Pit	W	p	0	0	-	0	0	0	0	-	0	0
Nov 24	Mia	W	p	0	0	-	0	0	0	0	-	0	0
Dec 1	@ Pit	L	p	0	0	-	0	0	0	0	-	0	0
Dec 8	Cin	W	p	0	0	-	0	0	0	0	-	0	0
Dec 15	@ Ari	L	p	0	0	-	0	0	0	0	-	0	0
Dec 22	Bal	L	p	0	0	-	0	0	1	4	4.0	4	0
Dec 29	@ Cin	L	IR										
Totals			14/0	13	49	3.8	11	2	12	92	7.7	19	0

2020 Cleveland Brown				RUSHING				RECEIVING					
Date	Opp	W/L	P/S	Att	Yds	Avg	Lg	TD	No	Yds	Avg	Lg	TD
Oct. 4	@ Dal	W	p	5	19	3.8	10	0	1	2	2.0	2	0
Oct. 11	Ind	W	p	0	0	-	0	0	0	0	-	0	0
Oct. 18	@ Pit	L	p	4	29	7.3	19	0	0	0	-	0	0
Oct 25	@ Cin	W	p	0	0	-	0	0	0	0	-	0	0
Nov. 1	LV	L	p	0	0	-	0	0	0	0	-	0	0
Totals		3-2	5/0	9	48	5.3	19	0	1	2	2.0	2	0

2020 Houston Texans				RUSHING				RECEIVING					
Date	Opp	W/L	P/S	Att	Yds	Avg	Lg	TD	No	Yds	Avg	Lg	TD
Dec. 27	Cin	L	p	0	0	-	0	0	0	0	-	0	0
Jan 3	Ten	L	p	0	0	-	0	0	0	0	-	0	0
Totals		0-2	2/0	0	0	-	0	0	0	0	-	0	0

2021 Tennessee Titans				RUSHING				RECEIVING					
Date	Opp	W/L	P/S	Att	Yds	Avg	Lg	TD	No	Yds	Avg	Lg	TD
Oct 31	@ Ind	W	p	0	0	-	0	0	0	0	-	0	0
Nov 7	@ LAR	W	PS										
Nov 14	NO	W	PS										
Nov 21	Hou	L	p	7	35	5.0	16	0	8	47	5.9	10	0
Nov 28	@ NE	L	S	12	131	10.9	68t	1	1	2	2.0	2	0
Dec 12	Jax	W	S	6	13	2.2	4	0	0	0	-	0	0
Dec 19	@ Pit	L	S	9	49	5.4	15	0	4	10	2.5	5	0
Dec 23	SF	W	S	5	20	4.0	9	0	2	-6	-3.0	2	0
Jan 2	Mia	W	S	8	45	5.6	39t	1	3	33	11.0	28	0
Jan 9	@ Hou	W	p	9	57	6.3	16	0	1	1	1.0	1	0
Totals		7-3	8/5	56	350	6.3	68t	2	19	87	4.6	28	0
Playoffs													
Jan 22	Cin	L	p	0	0	-	0	0	3	13	4.3	5	0
Totals		0-1	1/0	0	0	-	0	0	3	13	4.3	5	0

2022 Tennessee Titans				RUSHING				RECEIVING					
Date	Opp	W/L	P/S	Att	Yds	Avg	Lg	TD	No	Yds	Avg	Lg	TD
Sept 11	NYG	L	p	2	8	4.0	5	0	3	61	20.3	31	2
Sept 19	@ Buf	L	IA										
Sept 25	LV	W	p	2	14	7.0	10	0	1	30	30.0	30	0
Oct 2	@ Ind	W	p	0	0	-	0	0	4	18	4.5	8	0
Oct 9	@ Was	W	p	1	0	0.0	0	0	4	23	5.8	13t	1
Oct 23	Ind	W	S	1	4	4.0	4	0	0	0	-	0	0
Oct 30	@ Hou	W	p	8	83	10.4	30	0	1	12	12.0	12	0
Nov 6	@ KC	L	p	3	12	4.0	5	0	1	-4	-4.0	-4	0
Nov 13	Den	W	p	1	2	2.0	2	0	1	6	6.0	6	0
Nov 17	@ GB	W	p	1	4	4.0	4	0	1	14	14.0	14t	1
Nov 27	Cin	L	p	2	16	8.0	11	0	3	3	1.0	6	0
Dec 4	@ Phi	L	p	1	2	2.0	2	0	2	14	7.0	10	0
Dec 11	Jax	L	p	0	0	-	0	0	0	0	-	0	0
Dec 18	@ LAC	L	IR										
Dec 24	Hou	L	IR										
Dec 29	Dal	L	IR										
Jan 7	@ Jax	L	IR										
Totals		7-10	12/1	22	145	6.6	30	0	21	177	8.4	31	4

DONTRELL HILLIARD'S NFL STATISTICS

REGULAR SEASON

Year	Team	REGULAR SEASON		RUSHING					RECEIVING				
		GP	GS	Att	Yds	Avg	Lg	TD	No	Yds	Avg	Lg	TD
2018	Cleveland	11	0	0	0	0	0	0	9	105	11.7	24	0
2019	Cleveland	14	0	13	49	3.8	11	2	12	92	7.7	19	0
2020	CLE/HOU	7	0	9	48	5.3	19	0	1	2	2.0	2	0
2021	Tennessee	8	5	56	350	6.3	68t	2	19	87	4.6	28	0
2022	Tennessee	12	1	22	145	6.6	30	0	21	177	8.4	31	4
NFL Totals		52	6	100	592	5.9	68t	4	62	463	7.5	31	4

REGULAR SEASON

Year	Team	PUNT RETURNS					KICKOFF RETURNS					
		No	FC	Yds	Avg	Lg	TD	No	Yds	Avg	Lg	TD
2018	Cleveland	0	0	0	-	0	0	11	264	24.0	31	0
2019	Cleveland	15	6	107	7.1	18	0	17	421	24.8	74	0
2020	CLE/HOU	0	0	0	-	0	0	7	125	17.9	23	0
2021	Tennessee	0	0	0	-	0	0	8	177	22.1	26	0
2022	Tennessee	2	0	4	2.0	4	0	1	23	23.0	23	0
NFL Totals		17	6	111	6.5	18	0	44	1,010	23.0	74	0

PLAYOFFS

Year	Team	PLAYOFFS		RECEIVING					RUSHING				
		GP	GS	No	Yds	Avg	Lg	TD	Att	Yds	Avg	Lg	TD
2021	Tennessee	1	0	0	0	-	0	0	3	13	4.3	5	0
NFL Totals		1	0	0	0	-	0	0	3	13	4.3	5	0

PLAYOFFS

Year	Team	PUNT RETURNS					KICKOFF RETURNS					
		No	FC	Yds	Avg	Lg	TD	No	Yds	Avg	Lg	TD
2021	Tennessee	0	0	0	-	0	0	1	26	26.0	26	0
NFL Totals		0	0	0	-	0	0	1	26	26.0	26	0

Single-Game Highs

Rushes - 12 at New England (11/28/21)
 Rushing Yards - 131 at New England (11/28/21)
 Long Rush - 68t at New England (11/28/21)
 Rushing Touchdowns - 1 (Four times, last vs. Miami 1/2/22)
 Receptions - 8 vs. Houston (11/21/21)
 Receiving Yards - **66 vs. N.Y. Giants (9/11/22)**
 Long Reception - **31 vs. N.Y. Giants (9/11/22)**
 Receiving Touchdowns - **2 vs. N.Y. Giants (9/11/22)**
 Kickoff Returns - 4 at Arizona (12/15/19)
 Kickoff Return Yards - 102 vs. Seattle (10/13/19)
 Kickoff Return Long - 74 vs. Seattle (10/13/19)
 Punt Returns - 2 (Five times, last vs. Cincinnati 12/8/19)
 Punt Return Yards - 20 at Denver (11/3/19)
 Punt Return Long - 18 vs. Tennessee (9/8/19)

Additional Career Statistics

Misc. Tackles - 3 (2021)
 Special Teams Tackles - **7 (2022)**
 Fumble Recoveries - 1 (2021)

Playoff Single-Game Highs

Receptions - 3 vs. Cincinnati (1/22/22)
 Receiving Yards - 13 vs. Cincinnati (1/22/22)
 Long Reception - 5 vs. Cincinnati (1/22/22)
 Kickoff Returns - 1 vs. Cincinnati (1/22/22)
 Kickoff Return Yards - 26 vs. Cincinnati (1/22/22)
 Kickoff Return Long - 26 vs. Cincinnati (1/22/22)



8 CODY HOLLISTER

WIDE RECEIVER • 6'4" • 220 LBS • COLLEGE: ARKANSAS
ACQUIRED: FREE AGENT - 2019
NFL EXPERIENCE (NFL/TITANS): 3/2 • HOMETOWN: BEND, ORE.
GAMES PLAYED/GAMES STARTED: 21/4 (PLAYOFFS: 0/0)



PRO: The Titans signed Cody Hollister as a free agent following a tryout during 2019 rookie minicamp. He spent the entire 2019 and 2020 campaigns and much of 2021 with the team on either the 53-man roster, the practice squad or practice squad/reserve list, appearing in a total of 10 contests with one start. The 6-foot-4-inch, 220-pounder is known as a good route-runner and has a large catch radius. A product of the University of Arkansas, Hollister spent his first two NFL seasons a member of the New England Patriots—the first campaign on the practice squad and the second on injured reserve.

CAREER HIGHLIGHTS:

- In 2021, he set career highs with one start, four receptions and 33 receiving yards with the Titans.
- In 2019, he saw action for the first time in his career, posting two catches for 13 yards in five games with the Titans.

TITANS TIDBITS:

- Hollister's twin brother, Jacob, was a tight end at Wyoming and was also signed by the New England Patriots along with Cody as rookie free agents in 2017. The two brothers were teammates with the Patriots for the 2017 and 2018 campaigns. Jacob also has spent time with the Seattle Seahawks, Buffalo Bills, Jacksonville Jaguars and Las Vegas Raiders.
- Hollister is a talented singer/songwriter and has used social media to post several song performances. In 2020, he wrote a song called "Frontlines" to honor front line workers during the COVID-19 pandemic
- He is interested in adventure travel and has hiked to an active volcano in Costa Rica. He has also backpacked in Ireland and Italy.
- Hollister's underdog journey to the NFL began as a high school player in Oregon, followed by stops at the University of Nevada, Arizona Western Community College and the University of Arkansas.

CAREER TRANSACTIONS:

- The Bend, Ore., native was signed by the New England Patriots as an undrafted free agent on May 5, 2017.
- Waived by the Patriots on Sept. 2, 2017 and signed to the team's practice squad a day later.
- Waived by the Patriots on July 24, 2018 with a non-football injury and moved to injured reserve - non-football injury on Sept. 1, 2018.
- Signed by the Titans as a free agent on May 13, 2019.
- Waived by the Titans on Aug. 31, 2019 and signed to the team's practice squad a day later.
- Signed by the Titans to their active roster from the practice squad on Nov. 9, 2019.
- Waived by the Titans on Sept. 15, 2020 and signed to the team's practice squad two days later.
- Activated from the practice squad to the active roster COVID-19 replacement on Oct. 13, 2020.
- Re-signed by the Titans on Jan. 11, 2021.
- Waived by the Titans from injured reserve with an injury settlement on Aug. 17, 2021.
- Signed by the Titans to their practice squad on Nov. 16, 2021.
- Activated from the practice squad to the active roster COVID-19 replacement on Nov. 27, 2021.
- Activated from the practice squad to the active roster standard elevation on Dec. 11, 2021.
- Activated from the practice squad to the active roster standard elevation on Dec. 18, 2021.

SEASON RECAPS:

2022 (11/3 - Tennessee): Played in career-high 11 games with a career-best three starts at wide receiver. Caught three passes for 54 yards. Collected four special teams tackles on coverage units. Was inactive for one contest. Placed on injured reserve on Dec. 5 and missed the final five games. Tied for the team lead in special teams tackles once in 2022 (vs. CIN).

- Against N.Y. Giants (9/11), played as a reserve at wide receiver and caught one pass for a career-long 22 yards. Posted a special teams stop on coverage units. Hauled in a 22-yard reception during a Titans' scoring drive in the second quarter.
- At Buffalo (9/19), saw action as a reserve at wide receiver and on special teams.
- Against Las Vegas (9/25), played as a reserve at wide receiver and on special teams.
- At Indianapolis (10/2), saw action as a reserve at wide receiver and on special teams.
- At Washington (10/9), made his second career start at wide receiver. Recorded a special teams stop on coverage units.
- Against Indianapolis (10/23), played as a reserve at wide receiver and tied a career-best with two receptions for a career-high 32 yards. Helped set up the Titans' first field goal with a career-long 27-yard catch down to the Colts' 28-yard line in the first quarter.
- At Houston (10/30), started at wide receiver and helped open holes for Titans' ball carriers to gain 314 rushing yards, the second-highest total in franchise history, including a 219-yard, two-touchdown performance by Derrick Henry.
- At Kansas City (11/6), started at wide receiver. Produced a special teams stop on coverage units.
- Against Denver (11/13), saw action as a reserve on special teams and at wide receiver.
- At Green Bay (11/17), played as a reserve at wide receiver and on special teams.
- Against Cincinnati (11/27), collected a special teams tackle on coverage units.
- At Philadelphia (12/4), was inactive.

2021 (3/1 - Tennessee): Saw action in three games with a start at wide receiver and posted a career-high four receptions for a career-best 33 receiving yards. Spent four regular season games and the postseason contest on the team's practice squad. Tied for the team lead in receptions once in 2021 (at NE). Made his first career NFL start at New England (11/28/21).

- At New England (11/28), made his first career NFL start at wide receiver and tied for the team lead with two receptions for a career-best 22 yards.
- Against Jacksonville (12/12), saw significant action as a reserve at wide receiver and caught one pass for six yards.
- At Pittsburgh (12/19), saw significant action as a reserve at wide receiver and caught one pass for five yards. Extended the Titans' final scoring drive with a five-yard reception on third-and-four in the second stanza.

2020 (2/0, 0/0 - Tennessee): Appeared in two games and caught one pass for 12 yards. Spent 14 weeks on the team's practice squad, including two games on the practice squad reserve/COVID-19 list. Was elevated to the active roster from the practice squad on gameday once. Was on the practice squad for the postseason contest.

- At Denver (9/14), played as a reserve on special teams.
- Against Buffalo (10/13), saw action as a reserve at wide receiver and

snared one reception for 12 yards. Converted a third-and-four with a 12-yard catch during the Titans' initial fourth quarter touchdown drive.

2019 (5/0, 0/0 - Tennessee): Saw action as a reserve in five games and caught two passes for 13 yards. Registered two special teams tackles. Was inactive for two games. Spent nine weeks on the Titans' practice squad. Was inactive for all three postseason contests. Tied for the team lead in special teams tackles once (at OAK). Appeared in his first career NFL contest against Kansas City (11/10/19).

- Against Kansas City (11/10), made his NFL debut as a reserve on special teams.
- At Indianapolis (12/1), saw action as a reserve at wide receiver and caught two passes for 13 yards.
- At Oakland (12/8), played as a reserve at wide receiver and on special teams. Tied for the team lead with a special teams tackle on coverage units.
- Against New Orleans (12/22), played as a reserve on special teams and registered a tackle on coverage units.

2018 (0/0, 0/0 - New England): Spent the entire season on injured reserve with a non-football injury.

2017 (0/0, 0/0 - New England): Was released prior to the start of the regular season and spent the entire 2017 season on the Patriots' practice squad.

COLLEGE:

- Played in 29 games with 12 starts at Arkansas and caught 27 passes for 342 yards and a touchdown. Also rushed twice for 48 yards and one score. Caught at least one pass in 13 games and 16 of his catches converted first downs.
- As a senior (2016), appeared in 11 games and collected 10 receptions for 140 yards, while rushing twice for 48 yards and a touchdown. Shared the team's Special Teams MVP award with punter Toby Baker after tallying eight tackles on the punt and kickoff teams. Seven of 10 receptions resulted in a first down.
- As a junior (2015), missed a majority of the season due to a broken foot. Played in five games and recorded four receptions for 65 yards.
- As a sophomore (2014), attended Arkansas and appeared in all 13 games with seven starts at wide receiver. Registered 13 receptions for 137 yards and one touchdown.
- As a redshirt freshman (2013), attended Arizona Western Community College and was a first team all-conference selection after leading the team with 69 receptions for 934 yards and five touchdowns.
- As a freshman (2012), redshirted at Nevada.
- Earned a marketing degree in May 2016 from Arkansas and was a two-time Fall SEC Academic Honor Roll honoree (2014-15).

PERSONAL:

- Attended Mountain View (Ore.) High School helped lead the team to the 5A state championship.
- Was named first team All-State in his senior season and finished the 2011 season with 64 receptions for 1,038 yards and 15 touchdowns. Caught 12

passes for 146 yards in the state championship game, giving the city of Bend its first state title since 1940.

• As a junior, he caught 72 passes for 1,270 yards and 15 touchdowns while helping Mountain View advance to the semifinal round of the state playoffs.

- Also played basketball and baseball.
- Follow Hollister on Twitter at @C_hollister81.
- Follow Hollister on Instagram at @codyhollister.
- Born Cody Hollister on Nov. 18, 1993 in Bend, Ore.

CODY HOLLISTER'S GAME-BY-GAME

2019 Tennessee Titans

Date	Opp.	W/L	P/S	RECEIVING					TD
				No	Yds	Avg	Lg		
Sept 8	@ Cle	W	PS						
Sept 15	Ind	L	PS						
Sept 19	@ Jax	L	PS						
Sept 29	@ Atl	W	PS						
Oct 6	Buf	L	PS						
Oct 13	@ Den	L	PS						
Oct 20	LAC	W	PS						
Oct 27	TB	W	PS						
Nov 3	@ Car	L	PS						
Nov 10	KC	W	p	0	0	0.0	-	0	
Nov 24	Jax	W	IA						
Dec 1	@ Ind	W	p	2	13	6.5	11	0	
Dec 8	@ Oak	W	p	0	0	0.0	-	0	
Dec 15	Hou	L	p	0	0	0.0	-	0	
Dec 22	NO	L	p	0	0	0.0	-	0	
Dec 29	@ Hou	W	IA						
Totals		9-7	5/0	2	13	6.5	11	0	

Playoffs

Jan 4	@ NE	W	IA						
Jan 11	@ Bal	W	IA						
Jan 19	@ KC	L	IA						
Totals		2-1	0/0	0	0	0.0	0	0	

2020 Tennessee Titans

Date	Opp.	W/L	P/S	RECEIVING					TD
				No	Yds	Avg	Lg		
Sept 14	@ Den	W	p	0	0	0.0	-	0	
Sept 20	Jax	W	PS						
Sept 27	@ Min	W	PS						
Oct 13	Buf	W	p	1	12	12.0	12	0	
Oct 18	Hou	W	PS						
Oct 25	Pit	L	PS						
Nov 1	@ Cin	L	PS						
Nov 8	Chi	W	PS						
Nov 12	Ind	L	PS						
Nov 22	@ Bal	W	PS						
Nov 29	@ Ind	W	PS						
Dec 6	Cle	L	PS						
Dec 13	@ Jax	W	PS						

Dec 20	Det	W	R/PSC						
Dec 27	@ GB	L	R/PSC						
Jan 3	@ Hou	W	PS						
Totals		11-5	2/0	1	12	12.0	12	0	

2021 Tennessee Titans

Date	Opp.	W/L	P/S	RECEIVING					TD
				No	Yds	Avg	Lg		
Nov 21	Hou	L	PS						
Nov 28	@ NE	L	S	2	22	11.0	14	0	
Dec 12	Jax	W	p	1	6	6.0	6	0	
Dec 19	@ Pit	L	p	1	5	5.0	5	0	
Dec 23	SF	W	PS						
Jan 2	Mia	W	PS						
Jan 9	@ Hou	W	PS						
Totals		5-3	3/1	4	33	8.3	14	0	

2022 Tennessee Titans

Date	Opp.	W/L	P/S	RECEIVING					TD
				No	Yds	Avg	Lg		
Sept 11	NYG	L	p	1	22	22.0	22	0	
Sept 19	@ Buf	L	p	0	0	0.0	-	0	
Sept 25	LV	W	p	0	0	0.0	-	0	
Oct 2	@ Ind	W	p	0	0	0.0	-	0	
Oct 9	@ Was	W	S	0	0	0.0	-	0	
Oct 23	Ind	W	p	2	32	16.0	27	0	
Oct 30	@ Hou	W	S	0	0	0.0	-	0	
Nov 6	@ KC	L	S	0	0	0.0	-	0	
Nov 13	Den	W	p	0	0	0.0	-	0	
Nov 17	@ GB	W	p	0	0	0.0	-	0	
Nov 27	Cin	L	p	0	0	0.0	-	0	
Dec 4	@ Phi	L	IA						
Dec 11	Jax	L	IR						
Dec 18	@ LAC	L	IR						
Dec 24	Hou	L	IR						
Dec 29	Dal	L	IR						
Jan 7	@ Jax	L	IR						
Totals		7-10	11/3	3	54	18.0	27	0	

CODY HOLLISTER'S NFL STATISTICS

REGULAR SEASON

Year	Team	GP	GS	RECEIVING					RUSHING					
				No	Yds	Avg	Lg	TD	Att	Yds	Avg	Lg	TD	
2017	New England	0	0											
2018	New England	0	0	0	0	-	0	0	0	0	-	0	0	0
2019	Tennessee	5	0	2	13	6.5	11	0	0	0	-	0	0	0
2020	Tennessee	2	0	1	12	12.0	12	0	0	0	-	0	0	0
2021	Tennessee	3	1	4	33	8.3	14	0	0	0	-	0	0	0
2022	Tennessee	11	3	3	54	18.0	27	0	0	0	-	0	0	0
NFL Totals		21	4	10	112	11.2	27	0	0	0	-	0	0	0

PLAYOFFS

Year	Team	GP	GS	RECEIVING					RUSHING					
				No	Yds	Avg	Lg	TD	Att	Yds	Avg	Lg	TD	
2019	Tennessee	0	0	0	0	-	0	0	0	0	-	0	0	0
NFL Totals		0	0	0	0	-	0	0	0	0	-	0	0	0

Single-Game Highs

Receptions - **2** (Three times, last vs. Indianapolis 10/23/22)
 Receiving Yards - **32** vs. Indianapolis (10/23/22)
 Long Reception - **27** vs. Indianapolis (10/23/22)

Additional Statistics

Special Teams Tackles - 2 (2019), 4 (2022)



37 AMANI HOOKER

DEFENSIVE BACK • 5'11" • 210 LBS • COLLEGE: IOWA
ACQUIRED: 4TH ROUND - 2019 • NFL EXPERIENCE (NFL/TITANS): 4/4
HOMETOWN: MINNEAPOLIS, MINN.
GAMES PLAYED/GAMES STARTED: 53/24 (PLAYOFFS: 5/1)



PRO: The Titans traded up to select Amani Hooker with the 116th overall pick in the fourth round of the 2019 NFL Draft. The 5-foot-11-inch, 210-pound defender was coveted for his versatility, having played safety, and a hybrid linebacker/cornerback position at Iowa. Hooker made a huge impact for the Titans secondary in his second pro campaign in 2020, appearing in all 16 games and tying for the team lead with four interceptions. In his third pro season, he ranked fourth on the team with a career-high 62 tackles. As a rookie in 2019, he played in all 16 games and collected 13 tackles, while ranking third on the team with eight special teams tackles.

CAREER HIGHLIGHTS:

- In 2021, Hooker collected a career-best 62 tackles.
- In 2020, Hooker tied for the team lead with four interceptions while posting 44 tackles and eight passes defended.
- In 2019, Hooker played as a reserve safety in all 16 games as a rookie and collected 13 tackles while ranking third on the team with eight special teams tackles.
- As a junior in 2018, Hooker received the Tatum-Woodson award given to the best defensive back in the Big Ten.

TITANS TIDBITS:

- Hooker was named a finalist for Minnesota's Mr. Football in 2015. Yet he had just two FBS scholarship offers. When the in-state university showed hesitancy after multiple workouts, Hooker knew he belonged at Iowa saying, "love who loves me."
- In February 2019, Hooker helped crowdfund about \$1,200 for the Park Center high school football program through a Pledge-It campaign raising a dollar amount for every inch of his vertical jump at the NFL Scouting Combine. His 37-inch jump ranked fifth among safeties and equaled money for better equipment at his alma mater.
- Amani's brother, Quinton, played basketball for North Dakota and helped take the team to the NCAA tournament his senior year. Quinton was Minnesota's Mr. Basketball in high school and currently plays basketball professionally in France.

CAREER TRANSACTIONS:

- The Minneapolis, Minn., native was selected by the Titans in the fourth round (116th overall) of the 2019 NFL Draft.

SEASON RECAPS:

- 2022 (9/9):** Started nine games at safety and registered 46 tackles, an interception, four quarterback pressures, a stop for loss, three passes defended, a forced fumble and a fumble recovery. Was inactive for eight games. Led or tied for the team lead in tackles twice in 2022 (vs. IND, vs. CIN). Tied for the team lead in passes defended twice in 2022 (vs. NYG, at BUF). Tied for the team lead in quarterback pressures once in 2022 (vs. JAX).
- Against N.Y. Giants (9/11), posted four tackles and an interception. Halted a Giants' scoring drive by intercepting a Daniel Jones pass intended for Saquon Barkley in the end zone in the fourth quarter.
 - At Buffalo (9/19), collected two tackles with a pass defended. Broke up a pass intended for Stefon Diggs in the end zone late in the second quarter.
 - Against Las Vegas (9/25), notched six tackles and a forced fumble. Forced a Josh Jacobs fumble that rolled out of bounds at the Titans' two-yard line early in the fourth quarter.
 - At Indianapolis (10/2), was inactive.
 - At Washington (10/9), was inactive.
 - Against Indianapolis (10/23), returned to the lineup as a starter at safety

and tied for the team lead with 10 tackles, including a stop for loss and a fumble recovery. Stuffed Deon Jackson for a one-yard loss on a rush off right end in the second quarter. Sealed the victory by recovering a Michael Pittman fumble that was forced by Terrance Mitchell late in the fourth quarter.

- At Houston (10/30), started at safety and notched a tackle before leaving the game late in the second quarter with an injury.
- At Kansas City (11/6), was inactive.
- Against Denver (11/13), was inactive.
- At Green Bay (11/17), was inactive.
- Against Cincinnati (11/27), returned to the lineup and started at safety in his 50th career regular season game. Led the team with eight tackles.
- At Philadelphia (12/4), produced six tackles and a quarterback pressure.
- Against Jacksonville (12/11), posted four tackles and a pass defended. Tied for the team lead with three quarterback pressures. Broke up a pass intended for Christian Kirk late in the third quarter.
- At L.A. Chargers (12/18), was inactive.
- Against Houston (12/24), was inactive.
- Against Dallas (12/29), was inactive.
- At Jacksonville (1/7), returned to the lineup as a starter at safety and totaled five tackles.

- 2021 (12/12, 1/1):** Started 12 games at safety and ranked fourth on the team with a career-best 62 tackles. Posted an interception, four passes defended, a stop for loss and a forced fumble. Placed on injured reserve on Sept. 15 and missed four games before being activated from injured reserve designated to return on Oct. 18. Was inactive for one contest. Started the postseason contest and registered seven tackles, an interception, another pass defended and a special teams stop. Led or tied for the team lead in tackles twice in 2021 (at LAR, vs. MIA). Led or tied for the team lead in passes defended twice in 2021 (vs. SF, vs. CIN). Tied for the team lead in special teams tackles once in 2021 (vs. CIN).
- Against Arizona (9/12), started at safety and collected six tackles before leaving the game late in the second quarter with an injury. Hauled in a six-yard pass from Matthias Farley on a fake punt late in the first quarter.
 - Against Buffalo (10/18), returned to the lineup as a starter at safety and registered nine tackles with a forced fumble. Forced a Zack Moss fumble that landed out of bounds in the opening quarter.
 - At Indianapolis (10/31), started at safety and posted four tackles with a pass defended. Defended a deep pass intended for Mo Alie-Cox late in the second quarter.
 - At L.A. Rams (11/7), started at safety and led the team with a career-best 12 tackles. Stopped Darrell Henderson Jr. short of the first down with a diving tackle on a short third-and-three pass in the fourth quarter.
 - Against Jacksonville (12/12), started at safety and posted two tackles with a pass defended. Broke up a pass intended for James O'Shaughnessy late in the third quarter.
 - Against San Francisco (12/23), started at safety and tallied six tackles with an interception while helping limit All-Pro tight end George Kittle to just two receptions for 21 yards. Set up the Titans first touchdown of the evening by intercepting a Jimmy Garoppolo pass intended for Deebo Samuel and returning it 21 yards to the San Francisco 18-yard line in the third quarter.
 - Against Miami (1/2), started at safety and tied for the team lead with six tackles to go along with a pass defended. Stopped Jaylen Waddle for no gain on a short pass in the first quarter. Defended a pass intended for DeVante Parker in the fourth quarter.
 - Against Cincinnati (1/22), made his first career postseason start at safety and registered seven tackles, an interception, another pass defended and

a special teams stop. Halted a Bengals' drive by breaking up a third-and-five pass intended for Tee Higgins in the third quarter. Made a diving interception of a Joe Burrow tipped pass that set up the Titans' tying-touchdown late in the third quarter.

2020 (16/3, 1/0): Played in all 16 games with three starts at safety and tied for the team lead with four interceptions. Collected 44 tackles, a stop for loss and eight passes defended. Ranked fourth on the team with seven special teams tackles. Played as a reserve in the postseason contest. Tied for the team lead in passes defended twice at 2020 (at BAL, at HOU). Tied for the team lead in special teams tackles once in 2020 (at HOU). Collected his first career interception at Minnesota (9/27/20). Made his first career NFL start at Baltimore (11/22/20).

- Against Jacksonville (9/20), played as a reserve at safety and posted two tackles and a pass defended. Broke up a deep pass intended for Collin Johnson in the end zone late in the second quarter.
- At Minnesota (9/27), saw action as a reserve at safety and registered a tackle and his first career interception. Sealed the victory by intercepting a deep pass intended for Adam Thielen that was originally deflected by Kevin Byard late in the fourth quarter.
- Against Pittsburgh (10/25), played as a reserve at safety and registered three tackles and two passes defended, including an interception. Notched a special teams tackle on coverage units. Broke up a pass intended for James Conner in the second quarter. Intercepted a Ben Roethlisberger pass in the end zone that was initially deflected by Jayon Brown late in the final quarter.
- Against Chicago (11/8), played as a reserve at safety and tallied a career-high seven tackles. Registered two special teams tackles on coverage units. Sealed the victory by recovering an onside kick late in the fourth quarter.
- At Baltimore (11/22), made his first career start at safety and totaled six tackles with an interception and another pass defended. Defended a deep pass intended for Marquise Brown in the end zone in the second quarter. Intercepted Lamar Jackson's deep pass intended for Devin Duvernay late in the third quarter.
- At Jacksonville (12/13), started at safety and notched seven tackles, including a stop for loss. Rushed for a first down on a four-yard carry on a fake punt. Stuffed James Robinson for a one-yard loss on a rush up the middle early in the first quarter.
- At Houston (1/3), saw action as a reserve at safety and notched two tackles and an interception in the Titans' division-clinching victory. Collected a special teams tackle on coverage units. Intercepted a Deshaun Watson pass intended for Brandin Cooks in the first quarter.

2019 (16/0, 3/0): Played as a reserve safety in all 16 games as a rookie and collected 13 tackles. Ranked third on the team with eight special teams tackles. Saw action as a reserve in all three postseason contests and notched three tackles on defense and a special teams stop on coverage units. Caught one pass for 28 yards on a fake punt. Tied for the team lead in special teams tackles five times in 2019 (at JAX, vs. BUF, vs. TB, at IND, at HOU). Appeared in his first career NFL contest at Cleveland (9/8/19).

- At Cleveland (9/8), made his NFL debut as a reserve at safety and on special teams. Notched a stop on special teams coverage units.
- At Jacksonville (9/19), saw action as a reserve at safety and on special teams. Tied for the team lead with a special teams stop.
- At Atlanta (9/29), played as a reserve at safety and registered four tackles.
- Against Tampa Bay (10/27), saw action as a reserve at safety and tallied a tackle. Notched a special teams tackle on coverage units.
- Against Kansas City (11/10), saw action as a reserve at safety and registered two tackles.
- Against Jacksonville (11/24), played as a reserve at safety and on special teams. Notched two tackles on special teams coverage units.
- At Indianapolis (12/1), saw action as a reserve at safety and posted two tackles. Tied for the team lead with a special teams tackle on coverage units.
- At Oakland (12/8), saw significant action as a reserve at safety and amassed three tackles.
- Against Houston (12/15), played as a reserve at safety and on special teams.
- At Houston (12/29), played as a reserve at safety and on special teams. Tied for the team lead with a special teams stop on coverage units.
- At New England (1/4), saw action as a reserve safety in his postseason debut and posted two tackles.
- At Kansas City (1/19), saw action as a reserve at safety and on special

teams. Posted a special teams tackle on coverage units and hauled in his first career reception on a fake punt. Extended the Titans' final touchdown drive with a 28-yard reception from Brett Kern on a fake punt in the fourth quarter.

COLLEGE:

- During a three-year career at Iowa, played in 36 games with 19 starts and totaled 125 tackles, six interceptions, a sack, 3.5 tackles for loss and nine passes defended. Declared for the NFL Draft following his junior campaign.
- As a junior (2018), named Tatum-Woodson Defensive Back of the Year in the Big Ten. Selected second team All-America by The Associated Press and USA Today and All-Big Ten by league coaches and media. Selected as Roy Carver Most Valuable Player for the Iowa defense. Started all 13 games and shared the team lead with four interceptions and seven pass break-ups, while ranking second with 65 tackles.
- As a sophomore (2017), saw action in 10 games with six starts and recorded 56 tackles, two interceptions with a touchdown return, and two passes defended. Named to Associated Press All-Bowl team following his performance in Pinstripe Bowl win over Boston College.
- As a freshman (2016), saw action in all 13 games, primarily on special teams, recording three solo tackles and one assist.
- Majored in sports and recreation management with a minor in entrepreneurship at Iowa.

PERSONAL:

- Attended Parker Center (Brooklyn Park, Minn.), High School where he played primarily safety and wide receiver, but also lined up as cornerback, running back, quarterback and linebacker.
- As a senior, was selected Conference MVP, named first team All-State and was a finalist for "Mr. Football."
- In his final high school campaign, the team captain set the school record for interceptions in a season (11) and helped team post a 9-3 record, while reaching state playoffs.
- Named second team All-State as a junior and third-team All-State as a sophomore and was selected first team All-Conference for three straight seasons.
- Also played basketball.
- List of favorites: (TV show) "Naruto"; (movies) "Transformers" series; (musician) Drake; (meal) My mom's chicken and rice; (dessert) My mom's brownies or her scotcheroos; (childhood sports team) Miami Heat because of Dwyane Wade and LeBron James; and (hidden talent) Fortnite.
- Follow Hooker on Twitter at @amaniball.
- Follow Hooker on Instagram at @amanihooker27.
- Born Amani Corvelle Hooker on June 14, 1998 in Minneapolis, Minn.

AMANI HOOKER'S NFL STATISTICS

REGULAR SEASON				TACKLES							INTERCEPTIONS					FUMBLES			
Year	Team	GP	GS	Tot	Solo	Asst	Sk	Yds	QBP	TFL	No	Yds	Lg	TD	PD	FF	FR	Yds	SpT
2019	Tennessee	16	0	13	8	5	0.0	0.0	0	0	0	0	0	0	0	0	0	0	8
2020	Tennessee	16	3	44	30	14	0.0	0.0	0	1	4	11	6	0	8	0	0	0	7
2021	Tennessee	12	12	62	38	24	0.0	0.0	0	1	1	21	21	0	4	1	0	0	0
2022	Tennessee	9	9	46	39	7	0.0	0.0	4	1	1	0	0	0	3	1	1	0	0
NFL Totals		53	24	165	115	50	0.0	0.0	4	3	6	32	21	0	15	2	1	0	15

PLAYOFFS				TACKLES							INTERCEPTIONS					FUMBLES			
Year	Team	GP	GS	Tot	Solo	Asst	Sk	Yds	QBP	TFL	No	Yds	Lg	TD	PD	FF	FR	Yds	SpT
2019	Tennessee	3	0	3	0	3	0.0	0.0	0	0	0	0	0	0	0	0	0	0	1
2020	Tennessee	1	0	0	0	0	0.0	0.0	0	0	0	0	0	0	0	0	0	0	0
2021	Tennessee	1	1	7	4	3	0.0	0.0	0	0	1	15	15	0	2	0	0	0	1
NFL Totals		5	1	10	4	6	0.0	0.0	0	0	1	15	15	0	2	0	0	0	2

Single-Game Highs

Tackles - 12 at L.A. Rams (11/7/21)
 Interceptions - **1 (Six times, last vs. N.Y. Giants 9/11/22)**
 Passes Defensed - 2 (Twice, last at Baltimore 11/22/20)
 Quarterback Pressures - **3 vs. Jacksonville (12/11/22)**
 Forced Fumble - **1 (Twice, last vs. Las Vegas 9/25/22)**
 Fumble Recovery - **1 vs. Indianapolis (10/23/22)**
 Special Teams Tackles - 2 (Twice, last vs. Chicago 11/8/20)

Additional Statistics

Rushes - 1 for 4 yards at Jacksonville (12/13/20)
 Receptions - 1 for 6 yards vs. Arizona (9/12/21)

Playoff Single-Game Highs

Tackles - 7 vs. Cincinnati (1/22/22)
 Interceptions - 1 vs. Cincinnati (1/22/22)
 Passes Defensed - 2 vs. Cincinnati (1/22/22)
 Special Teams Tackles - 1 (Twice, last vs. Cincinnati (1/22/22)


Additional Playoff Statistics

Receptions - 1 for 28 yards at Kansas City (1/19/20); 1 for 6 yards vs. Arizona (9/12/21)



81 AUSTIN HOOPER

TIGHT END • 6'4" • 254 LBS • COLLEGE: STANFORD
ACQUIRED: FREE AGENT - 2022 • NFL EXPERIENCE (NFL/TITANS): 7/1
HOMETOWN: SAN MATEO, CALIF.
GAMES PLAYED/GAMES STARTED: 105/59 (PLAYOFFS: 7/5)



Pro Bowl: 2018, 2019

PRO: The Titans signed Austin Hooper as a free agent during the 2022 offseason to add experience and leadership to the tight end room. Prior to his arrival in Tennessee, the 6-foot-4-inch, 254-pounder amassed 298 receptions for 3,024 yards with 23 touchdowns. The two-time Pro Bowl selection was originally selected by the Atlanta Falcons in the third round (81st overall) of the 2016 NFL Draft and spent his first four NFL seasons with the club. The San Mateo, Calif., native spent the last two campaigns with the Cleveland Browns after signing as an unrestricted free agent in 2020.

CAREER HIGHLIGHTS:

- Hooper has recorded at least three touchdown receptions in each of his five NFL seasons, including a career-high six with Atlanta in 2019.
- In 2019, Hooper enjoyed the most productive season of his career with career-bests of 75 receptions and 787 receiving yards for the Falcons.
- In 2018, Hooper snared 71 receptions for 660 yards with four receiving scores.
- Hooper caught a 19-yard touchdown pass in Super Bowl LI against New England on Feb. 5, 2017.
- Hooper recorded the longest reception by a tight end in a season-opening game in NFL history after an 88-yard touchdown at Chicago on Sept. 10, 2017.

TITANS TIDBITS:

- Hooper established the Austin Hooper Foundation, which helps foster care children with an emphasis on those aging out of the system.
- His father, Michael, played football at San Diego State while his uncle also played at Stanford.
- His brother, Justin, played baseball at UCLA and was selected by the Kansas City Royals in the 14th round of the 2019 MLB Draft.

CAREER TRANSACTIONS:

- The San Mateo, Calif., native was selected by the Atlanta Falcons in the third round (81st overall) of the 2016 NFL Draft.
- Signed by the Cleveland Browns as an unrestricted free agent on March 18, 2020.
- Released by the Browns on March 16, 2022.
- Signed by the Titans as a free agent on March 21, 2022.

SEASON RECAPS:

2022 (17/2 - Tennessee): Saw action in all 17 games with two starts at tight end in his first season with the Titans. Ranked second on the squad with 41 receptions and tied for third on the squad with 444 receiving yards. Hauled in two touchdown receptions. Led or tied for the team lead in receptions four times in 2022 (vs. IND, at KC, vs. DEN, at JAX). Led the team in receiving yards twice in 2022 (vs. IND, vs. JAX).

- Against N.Y. Giants (9/11), made his Titans debut as a reserve at tight end and hauled in one reception for six yards.
- At Buffalo (9/19), played as a reserve at tight end and snared his 300th career reception for 19 yards. Helped set up the Titans' touchdown with a 19-yard grab down to the Bills' 11-yard line during the opening drive.
- Against Las Vegas (9/25), saw action as a reserve at tight end and caught two passes for 19 yards. Extended the Titans' opening touchdown drive with an 11-yard grab on third-and-10 early in the first quarter. Sealed the victory by recovering the onside kick late in the fourth quarter.
- At Indianapolis (10/2), played as a reserve at tight end and caught one pass for four yards. Kept the Titans' second touchdown drive alive with a four-yard grab on third-and-three in the first quarter.

- At Washington (10/9), saw action as a reserve at tight end and hauled in one reception for seven yards. Kept the Titans' game-winning touchdown drive alive with a seven-yard grab to the Commanders' two-yard line on third-and-seven late in the third quarter.
- Against Indianapolis (10/23), played as a reserve at tight end and tied for the team lead with three catches for a team-high 56 yards. Kept the Titans' third scoring drive alive with a 14-yard catch on third-and-10 in the third quarter. Converted a third-and-six with a juggling 19-yard reception during the Titans' final scoring drive in the fourth quarter.
- At Houston (10/30), played as a reserve at tight end and caught one pass for five yards. Helped open holes for Titans' ball carriers to gain 314 rushing yards, the second-highest total in franchise history, including a 219-yard, two-touchdown performance by Derrick Henry.
- At Kansas City (11/6), made his first start for Titans at tight end and led the team with two receptions for 34 yards. Kickstarted the Titans' first touchdown drive with a 16-yard grab along the sideline in the second quarter. Set up the Titans' second touchdown with an acrobatic 18-yard catch to the Chiefs' two-yard line in the second stanza.
- Against Denver (11/13), tied for the team lead with five catches for 41 yards. Extended the Titans' final scoring drive with an eight-yard catch on third-and-five in the fourth quarter.
- At Green Bay (11/17), played as a reserve at tight end and snared four passes for 36 yards with his first two receiving touchdowns as a Titan. Gave the Titans a 20-9 lead with a three-yard touchdown catch from Derrick Henry in the third quarter. Gave the Titans a 27-17 advantage with a 16-yard touchdown grab on the first play of the fourth quarter.
- Against Cincinnati (11/27), saw action as a reserve at tight end and hauled in three receptions for 30 yards. Extended the Titans' initial scoring drive with an eight-yard catch on third-and-five late in the first quarter.
- At Philadelphia (12/4), saw action in his 100th career regular season contest as a starter at tight end and hauled in three passes for 22 yards. Kept the Titans' second scoring drive alive with a nine-yard grab on third-and-five in the second quarter.
- Against Jacksonville (12/11), played as a reserve at tight end and led the team with 68 receiving yards on five catches.
- At L.A. Chargers (12/18), saw action as a reserve at tight end and snared two passes for 33 yards. Set up the Titans' final touchdown with a 17-yard grab to the Chargers' four-yard line late in the final stanza.
- Against Houston (12/24), played as a reserve at tight end and hauled in two receptions for 20 yards.
- Against Dallas (12/29), saw action as a reserve at tight end and grabbed one pass for six yards.
- At Jacksonville (1/7), played as a reserve at tight end and tied for the team lead with four receptions for 38 yards. Extended the Titans' opening scoring drive with a seven-yard catch on fourth-and-three in the first stanza. Kept the Titans' touchdown drive alive with a seven-yard grab on third-and-five in the second quarter. Extended the Titans' scoring drive just before halftime with a 10-yard reception on third-and-eight.

2021 (16/16 - Cleveland): Started a career-high 16 games and collected 38 receptions for 345 yards with three touchdowns. Spent one contest on the reserve/COVID-19 list.

- Against Houston (9/19), snared five receptions for 40 yards.
- At New England (11/14), notched four catches for 25 yards with a two-yard touchdown catch in the first quarter.
- Against Baltimore (12/12), collected five receptions for 30 yards with a one-yard scoring grab.

2020 (13/13, 2/2 - Cleveland): Started 13 games and hauled in 46 passes for 435 yards with four touchdowns in his first season with the Browns. Was inactive for three contests. Started both postseason contests and registered nine receptions for 62 yards with a score.

- At Dallas (10/4), registered five catches for 34 yards with a one-yard touchdown grab.
- At N.Y. Giants (12/20), notched five receptions for 41 yards with a two-yard scoring catch.
- At N.Y. Jets (12/27), snared a season-high seven passes for a season-best 71 yards.

2019 (13/10 - Atlanta): Saw action in 13 games with 10 starts and caught a career-best 75 passes for a career-high 787 yards with a career-best six touchdowns. Was inactive for three games.

- At Indianapolis (9/22), snared six receptions for 66 yards with a pair of touchdowns. Scored from 13 yards and two yards out in the second half.
- Against Tennessee (9/29), posted his first career 100-yard receiving performance of his career with nine catches for a career-best 130 receiving yards.
- At Arizona (10/13), recorded eight catches for 117 yards with a six-yard scoring grab in the fourth quarter.
- Against Seattle (10/27), posted six receptions for 65 yards with a one-yard touchdown catch.

2018 (16/7 - Atlanta): Played in all 16 games for the second consecutive season and posted 71 receptions for 660 yards with four touchdown grabs.

- Against Carolina (9/16), hauled in five passes for 58 yards with an eight-yard scoring grab late in the second quarter.
- At Pittsburgh (10/7), snared nine receptions for 77 yards.
- Against Tampa Bay (10/14), grabbed nine passes for 71 yards with a nine-yard touchdown.
- At Cleveland (11/11), set a career-high with 10 catches for 56 yards with a three-yard touchdown in the fourth quarter.

2017 (16/8, 2/2 - Atlanta): Played in all 16 games with eight starts and amassed 49 receptions for 526 yards with three touchdowns. Started both postseason contests and recorded four catches for 18 yards.

- At Chicago (9/10), posted two receptions for 128 yards with an 88-yard touchdown catch.
- At N.Y. Jets (10/29), notched four catches for 47 yards with a one-yard touchdown reception.
- Against Dallas (11/12), collected six receptions for 49 yards with a one-yard scoring grab.

2016 (14/3, 3/1 - Atlanta): Saw action in 14 games with three starts at tight end as a rookie and hauled in 19 receptions for 271 yards with three touchdowns. Was inactive for the final two regular season contests. Saw action in all three postseason contests with a start and registered six catches for 65 yards with a touchdown.

- Against Tampa Bay (9/11), made his NFL debut against Tampa Bay and caught one pass for 14 yards.
- At Oakland (9/18), snared three passes for 84 yards, including a 44-yard grab. Combined with Jacob Tamme (75 yards) to become the first set of tight ends in franchise history to have 75+ receiving yards in the same game.
- Against Carolina (10/2), posted his first career touchdown on a 42-yard deep ball from Matt Ryan.
- Against Green Bay (10/30), registered a season-high five catches for 41 yards.
- At Tampa Bay (11/3), posted three receptions for a season-best 46 yards with a two-yard touchdown reception.

COLLEGE:

- Played in 27 games in his two seasons at Stanford and caught 74 passes

for 937 yards and eight touchdowns during his career.

- As a sophomore (2015), was a Mackey Award finalist and was selected to the All-Pac-12 first team after recording 34 catches for 438 yards and six receiving touchdowns during his final year at Stanford. Also earned third-team All America honors from the Associated Press.
- As a freshman (2014), earned freshman All-American and second-team All-Pac-12 honors after posting 40 catches for 499 yards and two touchdowns.
- Redshirted in 2013.
- Majored in psychology at Stanford.

PERSONAL:

- Attended De La Salle (Calif.) High School and was a 2012 Tacoma News Tribune Western 100 and a two-time San Francisco Chronicle All-Metro selection.
- Led De La Salle to CIF Open Division state titles in 2010, 2011 and 2012. De La Salle went 15-0 and ranked No. 1 nationally by ESPN and MaxPreps in 2012.
- As a senior (2012), caught 11 passes for 293 yards and three touchdowns. Posted 39 tackles and eight sacks on defense.
- As a junior (2011), posted nine catches for 182 yards and two touchdowns with 46 tackles and 10.5 sacks on defense.
- Lettered in track and field and was all-league in the shot put with a 57-8 personal best.
- Born Austin Manuel Hooper on Oct. 29, 1994 in San Mateo, Calif.

AUSTIN HOOPER'S GAME-BY-GAME

2016 Atlanta Falcons				RECEIVING				
Date	Opp.	W/L	P/S	No	Yds	Avg	Lg	TD
Sept 11	TB	L	p	1	14	14.0	14	0
Sept 18	@ Oak	W	p	3	84	28.0	44	0
Sept 26	@ NO	W	p	0	0	-	0	0
Oct 2	Car	W	p	1	42	42.0	42t	1
Oct 9	@ Den	W	p	1	14	14.0	14	0
Oct 16	@ Sea	L	p	0	0	-	0	0
Oct 23	SD	L	p	0	0	-	0	0
Oct 30	GB	W	S	5	41	8.2	17	0
Nov 3	@ TB	W	p	3	46	15.3	28	1
Nov 13	@ Phi	L	p	1	8	8.0	8	0
Nov 27	Ari	W	p	2	8	4.0	5	0
Dec 4	KC	L	S	0	0	-	0	0
Dec 11	@ LAR	W	S	1	5	5.0	5	0
Dec 18	SF	W	p	1	9	9.0	9t	1
Dec 24	@ Car	W	IA					
Jan 1	NO	W	IA					
Totals		11-5	14/3	19	271	14.3	44	3

Playoffs				RECEIVING				
Date	Opp.	W/L	P/S	No	Yds	Avg	Lg	TD
Jan 14	Sea	W	p	1	10	10.0	10	0
Jan 22	GB	W	S	2	23	11.5	15	0
Feb 5	NE	L	p	3	32	10.7	19t	1
Totals		2-1	3/1	6	65	10.8	19t	1

2017 Atlanta Falcons				RECEIVING				
Date	Opp.	W/L	P/S	No	Yds	Avg	Lg	TD
Sept 10	@ Chi	W	S	2	128	64.0	88t	1
Sept 17	GB	W	S	2	7	3.5	4	0
Sept 24	@ Det	W	p	1	9	9.0	9	0
Oct 1	Buf	L	p	5	50	10.0	18	0
Oct 15	Mia	L	S	7	48	6.9	11	0
Oct 22	@ NE	L	p	1	6	6.0	6	0
Oct 29	@ NYJ	W	S	4	47	11.8	21	1
Nov 5	@ Car	L	S	3	36	12.0	16	0
Nov 12	Dal	W	S	6	49	8.2	14	1
Nov 20	@ Sea	W	S	2	-1	-0.5	1	0
Nov 26	TB	W	S	3	38	12.7	20	0
Dec 3	Min	L	p	3	21	7.0	8	0
Dec 7	NO	W	p	2	23	11.5	12	0
Dec 18	@ TB	W	S	2	12	6.0	7	0
Dec 24	@ NO	L	p	3	18	6.0	10	0
Dec 31	Car	W	S	3	35	11.7	24	0
Totals		10-6	16/8	49	526	10.7	88t	3

Playoffs				RECEIVING				
Date	Opp.	W/L	P/S	No	Yds	Avg	Lg	TD
Jan 6	@ LAR	W	S	3	15	5.0	5	0
Jan 13	@ Phi	L	S	1	3	3.0	3	0
Totals		1-1	2/2	4	18	4.5	5	0

2018 Atlanta Falcons				RECEIVING				
Date	Opp.	W/L	P/S	No	Yds	Avg	Lg	TD
Sept 6	@ Phi	L	p	3	24	8.0	15	0
Sept 16	Car	W	p	5	59	11.8	30	1
Sept 23	NO	L	p	3	23	7.7	12	0
Sept 30	Cin	L	p	1	19	19.0	19	0
Oct 7	@ Pit	L	S	9	77	8.6	23	0
Oct 14	TB	W	p	9	71	7.9	14	1
Oct 22	NYG	W	S	3	48	16.0	36	0
Nov 4	@ Was	W	p	3	41	13.7	23	0
Nov 11	@ Cle	L	S	10	56	5.6	10	1
Nov 18	Dal	L	S	4	27	6.8	9	0
Nov 22	@ NO	L	p	5	31	6.2	12	0
Dec 2	Bal	L	S	5	44	8.8	17	1
Dec 9	@ GB	L	S	4	37	9.3	11	0
Dec 16	Ari	W	p	0	0	-	0	0
Dec 23	@ Car	W	p	2	36	18.0	32	0
Dec 30	@ TB	W	S	5	67	13.4	20	0
Totals		7-9	16/7	71	660	9.3	36	4

2019 Atlanta Falcons				RECEIVING				
Date	Opp.	W/L	P/S	No	Yds	Avg	Lg	TD
Sept 8	@ Min	L	S	9	77	8.6	16	0
Sept 15	Phi	W	p	4	34	8.5	14	0
Sept 22	@ Ind	L	S	6	66	11.0	20	2
Sept 29	Ten	L	S	9	130	14.4	28	0
Oct 6	@ Hou	L	S	6	56	9.3	18	0
Oct 13	@ Ari	L	S	8	117	14.6	30	1
Oct 20	LAR	L	S	4	46	11.5	19	1
Oct 27	Sea	L	S	6	65	10.8	35	1
Nov 10	@ NO	W	S	4	17	4.3	9	1
Nov 17	@ Car	W	IA					
Nov 24	TB	L	IA					
Nov 28	NO	L	IA					
Dec 8	Car	W	p	2	32	16.0	18	0
Dec 15	@ SF	W	p	3	20	6.7	9	0
Dec 22	Jax	W	S	7	82	11.7	31	0
Dec 29	@ TB	W	S	7	45	6.4	12	0
Totals		7-9	13/10	75	787	10.5	35	6

2020 Cleveland Browns				RECEIVING				
Date	Opp.	W/L	P/S	No	Yds	Avg	Lg	TD
Sept 13	@ Bal	L	S	2	15	7.5	9	0
Sept 17	Cin	W	S	2	22	11.0	11	0
Sept 27	Was	W	S	3	25	8.3	10	0
Oct 4	@ Dal	W	S	5	34	6.8	12	1
Oct 11	Ind	W	p	5	57	11.4	18	0
Oct 18	@ Pit	L	p	5	52	10.4	36	0
Oct 25	@ Cin	W	IA					
Nov 1	LV	L	IA					
Nov 15	Hou	W	S	1	11	11.0	11	0
Nov 22	Phi	W	S	3	33	11.0	21	0
Nov 29	@ Jax	W	S	2	13	6.5	9t	1
Dec 6	@ Ten	W	S	2	24	12.0	16	0
Dec 14	Bal	L	IA					
Dec 20	@ NYG	W	S	5	41	8.2	17	1
Dec 27	@ NYJ	L	S	7	71	10.1	28	0
Jan 3	Pit	W	S	4	37	9.3	13	1
Totals		11-5	13/13	46	435	9.5	36	4

Playoffs				RECEIVING				
Date	Opp.	W/L	P/S	No	Yds	Avg	Lg	TD
Jan 10	@ Pit	W	S	7	46	6.6	8	1
Jan 17	@ KC	L	S	2	16	8.0	11	0
Totals		1-1	2/2	9	62	6.9	11	1

2021 Cleveland Browns				RECEIVING				
Date	Opp.	W/L	P/S	No	Yds	Avg	Lg	TD
Sept 12	@ KC	L	S	3	27	9.0	14	0
Sept 19	Hou	W	S	5	40	8.0	13	0
Sept 26	Chi	W	S	2	19	9.5	13t	1
Oct 3	@ Min	W	S	1	11	11.0	11	0
Oct 10	@ LAC	L	S	0	0	-	0	0
Oct 17	Ari	L	S	1	4	4.0	4	0
Oct 21	Den	W	S	2	42	21.0	34	0
Oct 31	Pit	L	S	4	26	6.5	8	0
Nov 7	@ Cin	W	S	2	14	7.0	11	0
Nov 14	@ NE	L	S	4	25	6.3	11	1
Nov 21	Det	W	S	4	53	13.3	20	0
Nov 28	@ Bal	L	S	0	0	-	0	0
Dec 12	Bal	W	S	5	30	6.0	9	1
Dec 20	LV	L	IA					
Dec 25	@ GB	L	S	3	26	8.7	11	0
Jan 3	@ Pit	L	S	2	28	14.0	21	0
Jan 9	Cin	W	S	0	0	-	0	0
Totals		8-9	16/16	38	345	9.1	34	3

AUSTIN HOOPER'S GAME-BY-GAME CONT.

2022 Tennessee Titans				RECEIVING																
Date	Opp.	W/L	P/S	No	Yds	Avg	Lg	TD												
Sept 11	NYG	L	p	1	6	6.0	6	0	Dec 4	@	Phi	L	S	3	22	7.3	9	0		
Sept 19	@ Buf	L	p	1	19	19.0	19	0	Dec 11		Jax	L	p	5	68	13.6	24	0		
Sept 25	LV	W	p	2	19	9.5	11	0	Dec 18	@	LAC	L	p	2	33	16.5	17	0		
Oct 2	@ Ind	W	p	1	4	4.0	4	0	Dec 24		Hou	L	p	2	20	10.0	15	0		
Oct 9	@ Was	W	p	1	7	7.0	7	0	Dec 29		Dal	L	p	1	6	6.0	6	0		
Oct 23	Ind	W	p	3	56	18.7	23	0	Jan 7	@	Jax	L	p	4	38	9.5	14	0		
Oct 30	@ Hou	W	p	1	5	5.0	5	0	Totals					7-10	17/2	41	444	10.8	24	2
Nov 6	@ KC	L	S	2	34	17.0	18	0												
Nov 13	Den	W	p	5	41	8.2	17	0												
Nov 17	@ GB	W	p	4	36	9.0	16t	2												
Nov 27	Cin	L	p	3	30	10.0	12	0												

AUSTIN HOOPER'S NFL STATISTICS

REGULAR SEASON				RECEIVING					RUSHING				
Year	Team	GP	GS	No	Yds	Avg	Lg	TD	Att	Yds	Avg	Lg	TD
2016	Atlanta	14	3	19	271	14.3	44	3	0	0	-	0	0
2017	Atlanta	16	8	49	526	10.7	88t	3	0	0	-	0	0
2018	Atlanta	16	7	71	660	9.3	36	4	0	0	-	0	0
2019	Atlanta	13	10	75	787	10.5	35	6	0	0	-	0	0
2020	Cleveland	13	13	46	435	9.5	36	4	0	0	-	0	0
2021	Cleveland	16	16	38	345	9.1	34	3	0	0	-	0	0
2022	Tennessee	17	2	41	444	10.8	24	2	0	0	-	0	0
NFL Totals		105	59	339	3,468	10.2	88t	25	0	0	-	0	0

PLAYOFFS				RECEIVING					RUSHING				
Year	Team	GP	GS	No	Yds	Avg	Lg	TD	Att	Yds	Avg	Lg	TD
2016	Atlanta	3	1	6	65	10.8	19t	1	0	0	-	0	0
2017	Atlanta	2	2	4	18	4.5	5	0	0	0	-	0	0
2020	Cleveland	2	2	9	62	6.9	11	1	0	0	-	0	0
NFL Totals		7	5	19	145	7.6	19t	2	0	0	-	0	0

Single-Game Highs

Receptions - 10 at Cleveland (11/11/18)
 Receiving Yards - 130 vs. Tennessee (9/29/19)
 Long Reception - 88t at Chicago (9/10/17)
 Touchdowns - 2 (Twice, last at Green Bay 11/17/22)

Playoff Single-Game Highs

Receptions - 7 at Pittsburgh (1/10/21)
 Receiving Yards - 46 at Pittsburgh (1/10/21)
 Long Reception - 19t vs. New England (2/5/17)
 Touchdowns - 1 (Twice, last at Pittsburgh, 1/10/21)

Additional Statistics

Special Teams Tackles - 1 (2016)
 Misc Tackles - 2 (2017), 2 (2019), 3 (2020), 2 (2021), 1 (2022)



35 CHRIS JACKSON

DEFENSIVE BACK • 5'10" • 193 LBS • COLLEGE: MARSHALL
ACQUIRED: 7TH ROUND - 2020
NFL EXPERIENCE (NFL/TITANS): 3/3 • HOMETOWN: TALLAHASSEE, FLA.
GAMES PLAYED/GAMES STARTED: 24/6 (PLAYOFFS: 1/0)



PRO: The Titans selected Chris Jackson with the 243rd overall pick in the seventh round of the 2020 NFL Draft. During his first two seasons, his totals included 54 tackles and five passes defended in 23 games (six starts). The Tallahassee, Fla., native was a four-year starter at Marshall, where his 45 passes defended ranked first in program history. The 5-foot-10 inch, 193-pounder was coveted for his versatility with experience at both corner and safety, as well as for his speed and ball disruption skills.

CAREER HIGHLIGHTS:

- In 2021, Jackson participated in 12 games with three starts. He finished with 33 tackles, two quarterback pressures, one tackle for loss, four passes defended and one stop on special teams.
- As a rookie in 2020, Jackson registered three starts, including the season opener at Denver. He became the franchise's first rookie drafted in the seventh round or later to start a Week 1 game since Sept. 10, 1989, when Oilers ninth-round rookie tight end Bob Mrosko started at Minnesota. Among all seventh-round picks from the beginning of the seven-round draft era in 1994 through 2020, Jackson was only the third rookie defensive back to start a season opener (Marlon McCree and Jimmy Moreland).
- Jackson earned all-conference recognition each year of his collegiate career: named to the Conference USA first team after recording a team-high 11 passes defended as a senior in 2019, earned second team all-conference honors at defensive back as a junior in 2018, garnered all-conference team honorable mention recognition as a sophomore in 2017, and he was named to the Conference USA All-Freshman team in 2016.

TITANS TIDBITS:

- A two-time state track champion in high school, Jackson runs a 4.47 second 40-yard dash. 'I still work out like a track athlete when I can,' Jackson said. 'I watch it a lot and keep up with it.'
- After his mother was killed by a home invader when he was 10 years old, Jackson lived with and was primarily raised by paternal grandmother Delores Madison, aunts Jessica and Caprice Overstreet, and maternal grandmother Renee Jones-Johnson.
- He has a love of cars that he attributes to his father and uncle, the latter of which does competitive drag racing. Jackson lists his top three cars as a 1969 Camaro, a 1984 Buick Grand National and a Ferrari F40.
- Jackson is a fishing enthusiast. He has spent more time fishing on the Ochlockonee River outside of Tallahassee than anywhere else.

CAREER TRANSACTIONS:

- The Tallahassee, Fla., native was selected by the Titans in the seventh round (243rd overall) of the 2020 NFL Draft.
- Waived by the Titans on Aug. 30, 2022 and signed to the team's practice squad a day later.
- Signed by the Titans to the team's active roster off of the practice squad on Sept. 16, 2022.

SEASON RECAPS:

2022 (1/0): Saw action as a reserve in one contest and registered a tackle. Spent the first week of the season on the team's practice squad. Placed on injured reserve on Sept. 21 and missed the final 15 games.

- At Buffalo (9/19), played as a reserve at cornerback and collected a tackle.

2021 (12/3, 1/0): Saw action in 12 games with three starts at cornerback and registered 33 tackles, including a stop for loss, two quarterback pressures, four passes defended and a special teams stop. Placed on

injured reserve on Nov. 23 and missed three games before being activated from injured reserve designated to return on Dec. 23. Was inactive two games. Saw action as a reserve in the postseason contest and notched a tackle on defense and a special teams stop on coverage units. Tied for the team lead in passes defended once (vs. BUF). Tied for the team lead in special teams tackles twice (vs. MIA, vs. CIN).

- At Seattle (9/19), saw significant action as a reserve at cornerback and tied a career-high with six tackles.
- Against Indianapolis (9/26), started at nickelback and tallied two tackles.
- At Jacksonville (10/10), saw action as a reserve at cornerback and compiled a tackle for loss, a quarterback pressure and a pass defended. Broke up a deep pass intended for Marvin Jones Jr. late in the third quarter. Stuffed Carlos Hyde for a three-yard loss on a fourth-and-goal rush from the one-yard line in the fourth quarter.
- Against Buffalo (10/18), played significant snaps as a reserve at cornerback and registered five tackles and a pass defended before leaving the game in the fourth quarter with an injury. Broke up a deep pass intended for Emmanuel Sanders in the third quarter.
- At Indianapolis (10/31), played as a reserve at cornerback and posted three tackles with a pass defended and a quarterback pressure. Combined with Dane Cruikshank to stuff Michael Pittman Jr. for a two-yard loss on a short pass in the fourth quarter. Halted a Colts' drive by defending a deep pass intended for Zach Pascal on third-and-six in overtime.
- At L.A. Rams (11/7), started at cornerback and tallied a career-high seven tackles with a pass defended. Broke up a deep pass intended for Cooper Kupp in the first quarter. Stuffed Darrell Henderson Jr. for no gain on a short pass late in the opening quarter. Combined with Jeffery Simmons to stop Sony Michel for no gain on a rush off left tackle late in the third quarter.
- Against Houston (11/21), started at cornerback and totaled three tackles.
- Against Cincinnati (1/22), made his postseason debut and collected a tackle on defense and a special teams stop on coverage units.

2020 (11/3): Played in 11 games with three starts at cornerback as a rookie and posted 21 tackles, including a stop for loss, a pass defended and three special teams stops. Was inactive for three games and spent two contests on the reserve/COVID-19 list. Was inactive for the postseason contest. Made his NFL debut and his first career NFL start at Denver (9/14/20). Led the team in special teams tackles once in 2020 (at CIN).

- At Denver (9/14), started at cornerback in his first career NFL contest and collected a tackle. Became the franchise's first rookie drafted in the seventh round or later to start a Week 1 game since Sept. 10, 1989, when Oilers ninth-round rookie tight end Bob Mrosko started at Minnesota.
- Against Jacksonville (9/20), played as a reserve at cornerback and posted six tackles.
- Against Buffalo (10/13), started at cornerback and tallied four tackles and a pass defended. Combined with Larrell Murchison to stuff Devin Singletary for a three-yard loss on a rush up the middle in the first quarter. Ended a Bills' drive by deflecting a third-and-nine pass intended for Stefon Diggs in the second stanza.
- Against Pittsburgh (10/25), played as a reserve at cornerback and registered three tackles.
- At Cincinnati (11/1), started at cornerback and posted four tackles, including a stop for loss. Led the team with two special teams tackles on coverage units. Stuffed Giovanni Bernard for a three-yard loss on a rush off left tackle in the second stanza.
- At Baltimore (11/22), posted a special teams tackle on coverage units.
- Against Detroit (12/20), played as a reserve at cornerback and produced three tackles.

CHRIS JACKSON'S NFL STATISTICS

REGULAR SEASON				TACKLES								INTERCEPTIONS					FUMBLES			
Year	Team	GP	GS	Tot	Solo	Asst	Sk	Yds	QBP	TFL	No	Yds	Lg	TD	PD	FF	FR	Yds	SpT	
2020	Tennessee	11	3	21	12	9	0.0	0.0	0	1	0	0	0	0	1	0	0	0	3	
2021	Tennessee	12	3	33	28	5	0.0	0.0	2	1	0	0	0	0	4	0	0	0	1	
2022	Tennessee	1	0	1	1	0	0.0	0.0	0	0	0	0	0	0	0	0	0	0	0	
NFL Totals		24	6	55	41	14	0.0	0.0	2	2	0	0	0	0	5	0	0	0	4	

PLAYOFFS				TACKLES								INTERCEPTIONS					FUMBLES			
Year	Team	GP	GS	Tot	Solo	Asst	Sk	Yds	QBP	TFL	No	Yds	Lg	TD	PD	FF	FR	Yds	SpT	
2020	Tennessee	0	0	0	0	0	0.0	0.0	0	0	0	0	0	0	0	0	0	0	0	
2021	Tennessee	1	0	1	1	0	0.0	0.0	0	0	0	0	0	0	0	0	0	0	1	
NFL Totals		1	0	1	1	0	0.0	0.0	0	0	0	0	0	0	0	0	0	0	1	

Single-Game Highs

Tackles - 7 at L.A. Rams (11/7/21)
 Tackle For Loss - 1 (Twice, last at Jacksonville 10/10/21)
 Passes Defensed - 1 (Five times, last at L.A. Rams 11/7/21)
 Special Teams Tackles - 2 at Cincinnati (11/1/20)

Playoff Single-Game Highs

Tackles - 1 vs. Cincinnati (1/22/22)
 Special Teams Tackles - 1 vs. Cincinnati (1/22/22)



20 LONNIE JOHNSON JR.

DEFENSIVE BACK • 6'2" • 213 LBS • COLLEGE: KENTUCKY
ACQUIRED: WAIVERS - 2022 (KC) • NFL EXPERIENCE (NFL/TITANS): 4/1
HOMETOWN: GARY, IND.
GAMES PLAYED/GAMES STARTED: 56/19 (PLAYOFFS: 2/1)



PRO: The Titans claimed defensive back Lonnie Johnson Jr. off waivers late in the 2022 preseason to add experience to the secondary. The 6-foot-2-inch, 213-pounder is a hard-hitting defensive back capable of lining up as a safety or corner. Johnson Jr. was originally drafted 54th overall in the second round of the 2019 NFL Draft by the Houston Texans, and appeared in 44 games with 19 starts for the club, totaling 115 tackles, three interceptions and 13 passes defended. The Gary, Ind., native was traded by the Texans to the Kansas City Chiefs during the 2022 offseason in exchange for a 2024 seventh-round pick prior to being waived by the Chiefs and claimed by the Titans. Johnson Jr. played two seasons at Kentucky (2017-18) where his career totals included 64 tackles, 12 passes defended and two blocked kicks in 26 games.

CAREER HIGHLIGHTS:

- In 2021, Johnson Jr. recorded a career-best three interceptions in 14 games played with the Texans.
- In 2020, Johnson Jr. set career-high marks in games played (16) and tackles (70) as a member of the Texans.

TITANS TIDBITS:

- In Week 3 of the 2019 season, Johnson Jr. became the first rookie to ever be named the NFLPA's Community MVP. Johnson Jr. won the award after paying for the funeral of a 14-year-old boy from his hometown of Gary, Ind., who died tragically in a drowning accident.
- Johnson Jr.'s uncle, Jason Johnson, was a wide receiver in the NFL for two seasons, spending the 1988 season with Denver and the 1989 season with Pittsburgh. Jason also coached Johnson Jr. in high school.
- Johnson Jr.'s cousin, Jon'Vea Johnson, played wide receiver at Toledo and signed with the Dallas Cowboys as an undrafted free agent following the 2019 NFL Draft. The two cousins grew up very close and even shared a draft night party in their hometown of Gary, Ind.
- He has several tattoos on his right hand in honor of Daja Brookshire, a former classmate with whom Johnson Jr. ran track. Brookshire was killed by a stray bullet in 2015 as she was stepping out of her boyfriend's car. "It's the most visual thing they could see without me putting the tattoo on my face," Johnson said. "I made sure I put it right there, so everybody can see it, and I can share her name throughout this whole process and wherever I go."
- Initially recruited as a wide receiver, Johnson Jr. didn't begin playing cornerback until 2015, while at Garden City (Kan.) Community College, his second collegiate stop. He tallied five interceptions in his first full season at cornerback.

CAREER TRANSACTIONS:

- The Gary, Ind., native was originally drafted in the second round (54th overall) of the 2019 NFL Draft by the Houston Texans.
- Traded by the Texans to the Kansas City Chiefs on May 2, 2022, in exchange for a 2024 seventh-round pick.
- Waived by the Chiefs on Aug. 15, 2022.
- Claimed by the Titans off waivers from the Chiefs on Aug. 16, 2022.

SEASON RECAPS:

2022 (12/0 - Tennessee): Saw action in 12 games as a reserve at safety and registered nine tackles to go along with two special teams stops. Was inactive for the season opener. Placed on injured reserve on Nov. 17, 2022 and missed four games before being designated to return on Dec. 17, 2022. Tied for the team lead in special teams tackles once in 2022 (vs. LV).

- Against N.Y. Giants (9/11), was inactive.
- At Buffalo (9/19), made his Titans debut as a reserve in the secondary and collected a tackle.
- Against Las Vegas (9/25), played as a reserve at safety. Tied for the team lead with a special teams tackle on coverage units.
- At Indianapolis (10/2), saw action as a reserve on special teams.
- At Washington (10/9), played as a reserve on special teams coverage units.
- Against Indianapolis (10/23), registered a special teams tackle on coverage units.
- At Houston (10/30), saw action as a reserve at safety in his 50th career regular season game and notched a tackle.
- At Kansas City (11/6), played as a reserve at safety and produced a tackle.
- Against Denver (11/13), saw action as a reserve at safety and on special teams before leaving the game in the second quarter with an injury.
- At L.A. Chargers (12/18), played as a reserve on special teams.
- Against Houston (12/24), saw significant action as a reserve at safety and notched three tackles.
- Against Dallas (12/29), played as a reserve at safety and collected three tackles.
- At Jacksonville (1/7), saw action as a reserve on special teams.

2021 (14/7 - Houston): Appeared in 14 games with seven starts (five at safety and two at cornerback) and tallied 51 tackles, one tackle for loss, a career-best three interceptions for 47 yards, six passes defended and four special teams stops.

- At Buffalo (10/3), finished second on the team with eight tackles and recorded his first career interception for 32 yards.
- Against New England (10/10), logged four tackles and an interception for the second straight week.
- At Arizona (10/24), led the team with nine tackles and added his third interception of the season.

2020 (16/5 - Houston): Saw action in all 16 games and made five starts. Tallied a career-high 70 tackles and six special teams stops.

- Against Indianapolis (12/6), notched six tackles and two special teams stops.
- At Indianapolis (12/20), tallied a season-high nine tackles.
- Against Cincinnati (12/27), posted a career-best 11 tackles.

2019 (14/7, 2/1 - Houston): Played in 14 games with seven starts as a rookie and amassed 38 tackles, a career-high seven passes defended and three special teams tackles. Made his postseason debut and appeared in both games with one start. Posted three tackles, one special teams stop, and returned a blocked punt for a touchdown.

- Against Jacksonville (9/15), made his first career start and tallied three tackles and a pass defended.
- At Kansas City (1/12), recored three tackles, a special teams stop and returned a blocked punt for a 10-yard touchdown in the divisional round.

COLLEGE:

• Appeared in 26 games with 18 starts over two seasons at Kentucky (2017-18) and tallied 64 tackles, three tackles for loss, one sack, one interception, 12 passes defended, one forced fumble and two blocked kicks. Transferred to Kentucky from Garden City (Kan.) Community College where he played one season (2015) and earned second team all-conference recognition after notching 35 tackles, five interceptions and one

fumble recovery. Transferred to Garden City Community College from San Bernardino Valley (Calif.) Community College where he played one season (2014) at wide receiver and on special teams as a true freshman.

- As a senior (2018), started all 13 games and registered 23 tackles, one interception for 24 yards, four passes defended and one forced fumble.
- As a junior (2017), saw action in all 13 games with five starts in his first season at Kentucky. Posted 41 tackles, three tackles for loss, one sack, five passes defended and two blocked kicks (one field goal try, one extra point attempt).
- Transferred to Kentucky from Garden City (Kan.) Community College in 2016.
- As a sophomore (2015), totaled 35 tackles, five interceptions and one fumble recovery in his lone season at Garden City Community College. Earned second team All-Kansas Jayhawk Community College Conference recognition.
- Transferred to Garden City Community College from San Bernardino Valley (Calif.) Community College in 2015.
- As a freshman (2014), played wide receiver and appeared on special teams in his lone season with San Bernardino Valley Community College.
- Graduated from Kentucky in 2018 with a degree in community and leadership development.

PERSONAL:

- Attended Gary West Side (Ind.) High School where he recorded 66

tackles, two interceptions and three blocked kicks on defense. Added 40 receptions for 772 yards and 14 touchdowns with 22 carries for 253 yards and five scores on offense.

- Also lettered in track and field and led his school to the state championship as a senior, with individual titles in the long jump and 4x100 relay.
- Follow Johnson Jr. on Twitter at @lonnie30johnson and on Instagram @lonniejohnson06.
- Son of Nora and Lonnie Johnson Sr.
- Married to Selena and the couple has two daughters.
- Born Lonnie Johnson Jr. on Nov. 4, 1995 in Gary, Ind.

LONNIE JOHNSON JR.'S TITANS GAME-BY-GAME

2019 Houston Texans

Date	Opp	W/L	P/S	Tot Solo Asst	Sk - Yds	QBP	TFL	Int - Yds -TD	PD	FF	FR - Yds	SpT
Sept 9	@ NO	L	p	0	0	0	0	0	0	0	0	0
Sept 15	Jax	W	S	3	3	0	0	0	0	0	1	0
Sept 22	@ Lac	W	S	6	4	2	0	0	0	0	1	0
Sept 29	Car	L	p	3	3	0	0	0	0	0	0	0
Oct 6	Atl	W	S	4	2	2	0	0	0	0	0	0
Oct 13	@ KC	W	S	2	2	0	0	0	0	0	2	0
Oct 20	@ Ind	L	S	7	7	0	0	0	0	0	0	0
Oct 27	Oak	W	S	2	2	0	0	0	0	0	1	0
Nov 3	@ Jax	W	IA									
Nov 17	@ Bal	L	S	3	2	1	0	0	0	0	0	0
Nov 21	Ind	W	IA									
Dec 1	NE	W	p	6	5	1	0	0	0	0	1	0
Dec 8	Den	L	p	0	0	0	0	0	0	0	0	0
Dec 15	@ Ten	W	p	0	0	0	0	0	0	0	1	0
Dec 21	@ TB	W	p	0	0	0	0	0	0	0	0	0
Dec 29	Ten	L	p	2	1	1	0	0	0	0	0	1
Totals	10-6	14/7		38	31	7	0.0	0.0	0	0	7	0
Playoffs												
Jan 4	Buf	W	p	0	0	0	0	0	0	0	0	0
Jan 12	@ KC	L	S	3	3	0	0	0	0	0	0	1
Totals	1-1	2/1		3	3	0	0.0	0.0	0	0	0	1

2020 Houston Texans

Date	Opp	W/L	P/S	Tot Solo Asst	Sk - Yds	QBP	TFL	Int - Yds -TD	PD	FF	FR - Yds	SpT
Sept 10	@ KC	L	p	2	1	1	0	0	0	0	0	0
Sept 20	Bal	L	p	3	3	0	0	0	0	0	0	0
Sept 27	@ Pit	L	p	2	2	0	0	0	0	0	0	0
Oct 4	Min	L	p	1	1	0	0	0	0	0	0	0
Oct 11	Jax	W	p	3	1	2	0	0	0	0	0	0
Oct 18	@ Ten	L	p	4	4	0	0	0	0	0	0	0
Oct 25	GB	L	p	3	2	1	0	0	0	0	0	0
Nov 8	@ Jax	W	p	6	6	0	0	0	0	0	0	0
Nov 15	@ Cle	L	p	1	1	0	0	0	0	0	0	0
Nov 22	NE	W	p	5	4	1	0	0	0	0	0	0
Nov 26	@ Det	W	S	6	4	2	0	0	0	0	0	0
Dec 6	Ind	L	p	6	4	2	0	0	0	0	0	0
Dec 13	@ Chi	L	S	4	3	1	0	0	0	0	0	0
Dec 20	@ Ind	L	S	9	7	2	0	0	0	0	0	0
Dec 27	Cin	L	S	11	6	5	0	0	0	0	0	0
Jan 3	Ten	L	S	4	1	3	0	0	0	0	0	0
Totals	4-12	16/5		70	50	20	0.0	0.0	3	1	1	0

2021 Houston Texans

Date	Opp	W/L	P/S	Tot Solo Asst	Sk - Yds	QBP	TFL	Int - Yds -TD	PD	FF	FR - Yds	SpT
Sept 12	Jax	W	IA									
Sept 19	@ Cle	L	p	1	1	0	0	0	0	0	0	1
Sept 23	Car	L	S	7	3	4	0	0	0	0	1	0
Oct 3	@ Buf	L	S	8	5	3	0	0	0	1	32	0
Oct 10	NE	L	S	4	1	3	0	0	0	1	0	0
Oct 17	@ Ind	L	p	5	3	2	0	0	0	0	0	0
Oct 24	@ Ari	L	S	9	6	3	0	0	0	1	15	0
Oct 31	LAR	L	S	5	4	1	0	0	0	0	0	0
Nov 7	@ Mia	L	p	0	0	0	0	0	0	0	0	0
Nov 14	@ Ten	W	p	0	0	0	0	0	0	0	0	0
Nov 21	NYJ	L	p	0	0	0	0	0	0	0	0	0
Nov 28	Ind	L	p	2	2	0	0	0	0	0	0	0
Dec 12	Sea	L	p	3	3	0	0	0	0	0	1	0
Dec 19	@ Jax	W	p	3	3	0	0	0	0	0	1	0
Dec 26	LAC	W	R/C									
Jan 2	@ SF	L	R/C									
Jan 9	Ten	L	p	4	3	1	0	0	0	0	0	0
Totals	4-13	14/7		51	34	17	0.0	0.0	0	0	3	47

2022 Tennessee Titans

Date	Opp	W/L	P/S	Tot Solo Asst	Sk - Yds	QBP	TFL	Int - Yds -TD	PD	FF	FR - Yds	SpT
Sept 11	NYG	L	IA									
Sept 19	@ Buf	L	p	1	1	0	0	0	0	0	0	0
Sept 25	LV	W	p	0	0	0	0	0	0	0	0	0
Oct 2	@ Ind	W	p	0	0	0	0	0	0	0	0	0
Oct 9	@ Was	W	p	0	0	0	0	0	0	0	0	0
Oct 23	Ind	W	p	0	0	0	0	0	0	0	0	0
Oct 30	@ Hou	W	p	1	1	0	0	0	0	0	0	0
Nov 6	@ KC	L	p	1	0	1	0	0	0	0	0	0
Nov 13	Den	W	p	0	0	0	0	0	0	0	0	0
Nov 17	@ GB	W	IR									
Nov 27	Cin	L	IR									
Dec 4	@ Phi	L	IR									
Dec 11	Jax	L	IR									
Dec 18	@ LAC	L	p	0	0	0	0	0	0	0	0	0
Dec 24	Hou	L	p	3	2	1	0	0	0	0	0	0
Dec 29	Dal	L	p	3	3	0	0	0	0	0	0	0
Jan 7	@ Jax	L	p	0	0	0	0	0	0	0	0	0
Totals	7-10	12/0		9	7	2	0.0	0.0	0	0	0	0

LONNIE JOHNSON JR.'S NFL STATISTICS

REGULAR SEASON				TACKLES							INTERCEPTIONS					FUMBLES			
Year	Team	GP	GS	Tot	Solo	Asst	Sk	Yds	QBP	TFL	No	Yds	Lg	TD	PD	FF	FR	Yds	SpT
2019	Houston	14	7	38	31	7	0.0	0.0	0	0	0	0	0	0	7	0	0	0	3
2020	Houston	16	5	70	50	20	0.0	0.0	3	10	0	0	0	0	0	0	0	0	6
2021	Houston	14	7	51	34	17	0.0	0.0	0	1	3	47	32	0	6	0	0	0	4
2022	Tennessee	12	0	9	7	2	0.0	0.0	0	0	0	0	0	0	0	0	0	0	2
NFL Totals		56	19	168	122	46	0.0	0.0	3	1	3	47	32	0	13	0	0	0	15

PLAYOFFS				TACKLES							INTERCEPTIONS					FUMBLES			
Year	Team	GP	GS	Tot	Solo	Asst	Sk	Yds	QBP	TFL	No	Yds	Lg	TD	PD	FF	FR	Yds	SpT
2019	Houston	2	1	3	3	0	0.0	0.0	0	0	0	0	0	0	0	0	0	0	1
NFL Totals		2	1	3	3	0	0.0	0.0	0	0	0	0	0	0	0	0	0	0	1

Single-Game Highs

Tackles - 11 vs. Cincinnati (12/27/20)
 Interceptions - 1 (Three times, last at Buffalo 10/3/21)
 Interception Long - 32 at Buffalo (10/3/21)
 Passes Defensed - 2 at Kansas City (10/13/19)

Playoff Single-Game Highs

Tackles - 3 at Kansas City (1/12/20)

Additional Playoff Statistics

Blocked Punts - 1 at Kansas City; returned for 10-yard touchdown (1/12/20)



60 BEN JONES

CENTER • 6'3" • 308 LBS • COLLEGE: GEORGIA
ACQUIRED: UNRESTRICTED FREE AGENT (HOU) - 2016
NFL EXPERIENCE (NFL/TITANS): 11/7 • HOMETOWN: BRENT, ALA.
GAMES PLAYED/GAMES STARTED: 172/151 (PLAYOFFS: 10/10)



Captain: 2019, 2022



Pro Bowl: 2022



Community Man of the Year: 2019

PRO: The Titans signed Ben Jones early in the 2016 free agency period to bring veteran leadership and experience to the center position. Since then he has been one of the steadiest and most dependable players on the team. The 6-foot-3-inch, 308-pounder was originally selected by the Houston Texans in the fourth round (99th overall) of the 2012 NFL Draft. From 2012 through 2021, Jones appeared in 160 of 161 possible regular season games, including starts in all but one game during his first six seasons in Tennessee. From 2016 through 2021, the Titans averaged 137.7 rushing yards per game, posting the second-highest average in the NFL behind only the Baltimore Ravens (150.6). The University of Georgia product is a versatile player, having started contests at center and both guard spots in his first four seasons with the Texans.

CAREER HIGHLIGHTS:

- Jones has started games at center, left guard and right guard during his NFL career and has opened holes for an 1,000-yard rusher in six different seasons.
- From 2016 through 2021, Jones was one of only eight offensive linemen to start at least 96 of a possible 97 games.
- Jones started all 17 games in 2021 and helped the Titans finish fifth in the NFL in rushing (141.4 rushing yards per game), marking the fifth time in his first six seasons in Tennessee that he helped the offense rank in the top five in rushing. The Titans joined the Dallas Cowboys and Indianapolis Colts as the only teams in those six seasons to produce four individual 1,000-yard rushing seasons—three by Derrick Henry and one by DeMarco Murray.
- In 2020, Jones started every game at center and was a part of an offense that tied for the second-overall ranking in the NFL (396.4 yards per game), finished second in rushing (168.1), and allowed the sixth-fewest sacks (25). He helped pave the way for Derrick Henry to produce the NFL's eighth all-time 2,000-yard rushing season (2,027).
- In 2019, Jones started 15 games at center and helped Derrick Henry lead the NFL with 1,540 rushing yards.
- In Week 9 of the 2019 season, Jones missed the first game of his eight-year NFL career when he was inactive due to injury. It ended his streak of 120 consecutive games played and 88 consecutive starts. At the time, Jones' consecutive games streak tied Kansas City's Mitchell Schwartz for the longest active streak in the NFL among offensive linemen, and his starting streak ranked first in the NFL among all centers.
- Jones made a career-high three postseason starts in 2019.
- In 2018, Jones started all 16 games at center, registering five consecutive seasons with a start in every contest (2014-15 with Houston).
- Jones appeared in his 100th career game in Week 4 of the 2018 season.
- In 2016, Jones centered all 16 games in his first campaign with the Titans and was a part of an offensive front that blocked for the NFL's third-ranked rushing attack which averaged 136.7 rush yards per game.
- In 2015, Jones transitioned to his natural position of center and started all 16 games and the playoff contest for the Texans.
- In 2014, Jones started all 16 contests at left guard.
- As a rookie in 2012, Jones started the final 10 games of the season at right guard and was named the Texans Rookie of the Year.

TITANS TIDBITS:

- Jones switched from jersey #61 to #60 prior to his senior season at Georgia, to honor his father, Steve, a former collegiate star, who was killed in a helicopter crash when he was 10 years old.
- Jones' pregame ritual consists of walking barefoot on the field "to get a

feel for the turf." The routine began before one game with his brother in high school and after enjoying success that night, it has continued ever since.

- When he was 10 years old, Jones suffered a blow to the head with a baseball bat. The impact caused a blood clot to develop on his brain and fractured his skull. The injury kept him out of all athletic activity for a year, proving to be a challenging time for an active and athletic boy. Although it was a tough period in his life, Ben says this time turned him into the man he is today. As soon as he was cleared for activities, Jones threw himself into being the best athlete he could be.
- In 2017, Jones established The Jones Mission Fund at The Community Foundation to provide at-risk youth with opportunities they might otherwise not have through grants, additional resources and educational opportunities.
- During the offseason, Jones and his wife host the annual Ben Jones Celebrity Clay Shoot. The event has raised more than \$400,000 benefitting The Jones Mission Fund.
- Jones hosts a free Friday Night Lights youth football camp in his native Alabama every June.
- Jones sponsors a trip to a Titans game each fall for the seniors of his high school's football team in Alabama. The experience includes round trip transportation from his hometown, tickets, a private tailgate, swag bags, and a meet-and-greet with a tour of the Titans practice facility after the game with Jones.
- Jones' brother, Clay, played baseball for the University of Alabama and then was drafted by the Detroit Tigers.

CAREER TRANSACTIONS:

- A native of Brent, Ala., Jones was originally selected by the Houston Texans in the fourth round (99th overall) of the 2012 NFL Draft.
- Signed by the Titans as an unrestricted free agent on March 10, 2016.

SEASON RECAPS:

- 2022 (12/12 - Tennessee):** Named to his first career Pro Bowl. Started 12 games at center and helped open holes for Derrick Henry to finish second in the NFL with 1,538 rushing yards. Was inactive for two contests. Placed on injured reserve on Dec. 22 and missed the final three games.
- Against N.Y. Giants (9/11), started at center and was a part of an offensive line that allowed just one sack for zero yards on 33 pass attempts.
 - At Buffalo (9/19), started at center.
 - Against Las Vegas (9/25), started at center and was a member of an offensive front that allowed just one sack on 27 pass attempts.
 - At Indianapolis (10/2), started his 100th game at center for the Titans and helped open holes for Derrick Henry to amass 114 rushing yards on 22 carries with a touchdown.
 - At Washington (10/9), started at center and helped create running lanes for Derrick Henry to post 102 yards on the ground with two rushing scores.
 - Against Indianapolis (10/23), started at center and blocked for Derrick Henry to collect 128 yards on the ground.
 - At Houston (10/30), started at center and helped open holes for Titans' ball carriers to gain 314 rushing yards, the second-highest total in franchise history, including a 219-yard, two-touchdown performance by Derrick Henry.
 - At Kansas City (11/6), started at center and blocked for Derrick Henry to amass 115 rushing yards on 17 carries with two rushing touchdowns.
 - Against Denver (11/13), started at center and was a part of an offensive front that allowed just one sack on 36 pass attempts.
 - At Green Bay (11/17), was inactive.
 - Against Cincinnati (11/27), was inactive.

- At Philadelphia (12/4), returned to the lineup as a starter at center.
- Against Jacksonville (12/11), made his 150th career regular season start and helped Derrick Henry rush for 121 yards on 17 carries with a touchdown.
- At L.A. Chargers (12/18), started at center and opened holes for Derrick Henry to amass 104 rushing yards on 21 carries with a touchdown.
- Against Houston (12/24),

2021 (17/17, 1/1 - Tennessee): Started all 17 games at center and blocked for the NFL's fifth-ranked rushing attack. Started the postseason contest at center.

- At Seattle (9/19), started at center and helped open holes for Derrick Henry to rush for 182 yards.
- Against Indianapolis (9/26), started at center and blocked for Titans' rushers to gain 180 yards on the ground.
- At Jacksonville (10/10), started at center and helped block for Derrick Henry to amass 130 yards on the ground with three rushing touchdowns.
- Against Buffalo (10/18), started at center and was a part of an offensive front that did not allow a sack on 29 pass attempts. Helped open holes for Derrick Henry to amass 143 rushing yards and three scores on 23 carries.
- Against Kansas City (10/24), started at center in his 150th career regular season game. Helped block for an offense that registered 369 total yards while only allowing one sack on 28 pass attempts.
- At New England (11/28), started at center and opened holes for Titans ball carriers to amass 270 yards on the ground, including two 100-yard rushers.
- Against Miami (1/2), started at center and helped open holes for Titans' ball carriers to gain 198 yards on the ground with two rushing scores.
- At Houston (1/9), started at center and helped block for an offense that registered 405 total yards while only allowing one sack on 32 pass attempts.
- Against Cincinnati (1/22), started at center in his 10th career postseason contest and helped open holes for Titans' rushers to amass 140 yards on the ground on 27 carries.

2020 (16/16, 1/1 - Tennessee): Started all 16 games at center and helped Derrick Henry become the eighth player in NFL history to eclipse 2,000 rushing yards in a season. Started the postseason contest at center.

- At Denver (9/14), started at center and was a part of an offensive front that allowed the Titans to amass 377 total yards. Member of a line that allowed just one sack on 43 pass attempts.
- Against Jacksonville (9/20), started at center and helped the offense post 354 total yards.
- Against Buffalo (10/13), started at center and was a part of an offensive line that blocked for Titans' rushers to gain 139 yards on the ground while not allowing a sack on 28 pass attempts.
- Against Houston (10/18), started at center and helped the offense become the first unit in NFL history to have a passer reach 350 yards (364 by Ryan Tannehill) and a rusher reach 200 yards (212 by Derrick Henry) in a game.
- At Indianapolis (11/29), started at center and blocked for Titans' rushers to gain 229 yards on 45 carries. Member of an offensive front that allowed just one sack on 22 pass attempts.
- At Jacksonville (12/13), started at center and helped open holes for Titans' rushers to gain 249 yards on the ground, including a 215-yard performance by Derrick Henry.
- Against Detroit (12/20), started at center and helped block for Titans' ball carriers to gain 195 yards and score three touchdowns on the ground.
- At Houston (1/3), started at center and blocked for Derrick Henry to gain a franchise-record 250 rushing yards in the Titans' division-clinching victory and in the process become the eighth player in NFL history to eclipse 2,000 rushing yards in a season.

2019 (15/15, 3/3 - Tennessee): Started 15 games at center and helped Derrick Henry lead the NFL with 1,540 rushing yards. Was inactive for one game ending his streak of 120 consecutive games played and 88 consecutive starts. Started all three postseason contests at center.

- At Atlanta (9/29), started at center and was a part of an offensive front that did not allow a sack on 27 pass attempts, while opening holes for Titans' ball carriers to gain 138 yards on the ground.
- Against L.A. Chargers (10/20), started at center and helped the offense amass 403 total yards.
- At Carolina (11/3), was inactive, ending his streak of 120 consecutive games played and 88 consecutive starts.
- Against Kansas City (11/10), started his 100th career game at center and

helped open holes for Titans' rushers to gain 225 yards on the ground.

- Against Jacksonville (11/24), started at center and blocked for Titans' ball carriers to gain 219 rushing yards.
- At Oakland (12/8), started at center and was a part of an offensive front that blocked for Titans' ball carriers to gain 161 yards on the ground, while also not allowing a sack on 27 pass attempts.
- At Houston (12/29), started at center and was a part of an offensive front that blocked for Derrick Henry to amass 211 yards on the ground and become the NFL's leading rusher in 2019.
- At New England (1/4), started at center and was a member of an offensive front that opened holes for Derrick Henry to collect 182 yards on the ground.
- At Baltimore (1/11), started at center and was a part of an offensive line that blocked for Derrick Henry to collect a franchise postseason record 195 rushing yards.

2018 (16/16 - Tennessee): Started all 16 games at center for the third consecutive season with the Titans. Played in his 100th consecutive career NFL contest against Philadelphia (9/30/18).

- At Miami (9/9), started at center and was a member of an offensive front that did not allow a sack on 38 pass attempts.
- Against Philadelphia (9/30), started at center in his 100th consecutive contest and was a part of an offensive line that helped amass 397 total yards.
- At Los Angeles Chargers in London (10/21), started at center and helped block for Titans' ball carriers to gain 164 yards on the ground.
- At Dallas (11/5), started at center and helped the Titans' offense accumulate 340 total yards.
- Against N.Y. Jets (12/2), started at center and switched to left guard at the start of the third quarter.
- Against Jacksonville (12/6), started at center and helped open holes for Titans' ball carriers to gain 264 yards on the ground, including a franchise-best 238 rushing yards by Derrick Henry. Part of an offensive front that allowed just one sack for zero yards on 24 pass attempts.
- At N.Y. Giants (12/16), started at center and helped block for Titans' rushers to amass 215 yards, including a 170-yard performance by Derrick Henry.
- Against Indianapolis (12/30), started at center and was a member of an offensive front that did not allow a sack on 29 pass attempts.

2017 (16/16, 2/2 - Tennessee): Started all 16 games and both postseason contests at center in his second campaign with the Titans. Among NFL offensive linemen presently listed as centers, ranks second in the NFL with 64 consecutive games started.

- Against Oakland (9/10), started at center and was a part of an offensive line that helped produce 350 total yards and allow just one sack on 41 pass attempts.
- At Jacksonville (9/17), started at center, his 50th consecutive start, and opened holes for a rushing attack that amassed 179 yards on 36 carries (5.0 avg.). Member of a unit that allowed just one sack on 27 pass attempts.
- Against Seattle (9/24), started at center and helped block for Titans' ball carriers to collect 195 rushing yards on 35 carries (5.6 avg.). Member of an offensive front that did not allow a sack on 32 pass attempts.
- Against Indianapolis (10/16), started at center and was a member of an offensive front that helped produce 473 total yards and allow just one sack for one yard on 32 pass attempts.
- Against Cincinnati (11/12), started at center and helped open holes for Titans' rushers to gain 180 yards on the ground.
- At Indianapolis (11/26), started at center and was a part of an offensive front that did not allow a sack on 25 pass attempts.
- Against Houston (12/3), started at center and helped open holes for Titans' ball carriers to gain 198 yards on 25 carries with two scores on the ground.
- At Kansas City (1/6), started at center and helped open holes for Titans' ball carriers to gain 202 rushing yards on 31 carries (6.5 avg.) in the Wild Card matchup.

2016 (16/16 - Tennessee): Started all 16 games at center in his first season with the Titans and was a part of an offensive front that blocked for the NFL's third-ranked rushing attack which averaged 136.7 rush yards per game.

- Against Minnesota (9/11), made his Titans debut as the starting center.
- At Detroit (9/18), started at center and blocked for an offense that amassed 363 total yards in a 16-15 comeback win.
- Against Oakland (9/25), started at center and was a part of an offensive line that helped produce 393 total yards and allow just one sack on 33 pass

attempts.

- At Miami (10/9), started at center and was a member of an offensive front that opened holes for Titans' rushers to gain 235 yards on the ground and did not allow a sack on 29 pass attempts.
- Against Cleveland (10/16), started at center and blocked for an offense that compiled a season-high 407 total yards, including 137 rushing yards.
- Against Jacksonville (10/27), started at center and opened holes for Titans' ball carriers to accumulate 214 yards on the ground. Was a part of an offensive front that did not allow a sack in 23 pass attempts.
- At San Diego (11/6), started at center and was a part of an offensive line that did not allow a sack on 43 pass attempts.
- Against Green Bay (11/13), started at center and blocked for an offense that amassed 446 total yards and six touchdowns in a 47-25 victory against the Packers.
- At Chicago (11/27), started at center and was a member of an offensive front that did not allow a sack on 23 pass attempts. Blocked for Titans' ball carriers to gain 149 yards on the ground.
- Against Denver (12/11), started at center and was a part of an offensive line that opened holes for Titans' rushers to amass 180 rushing yards on 42 carries in a 13-10 victory over the Broncos.
- At Kansas City (12/18), started at center and helped pave the way for Titans' ball carriers to gain 148 yards on the ground. Member of an offensive front that allowed just one sack for zero yards on 33 pass attempts.

2015 (16/16, 1/1 - Houston): Started all 16 games at center and in Wild Card Game against Kansas City (1/9). Extended his streak of consecutive regular season games played to 64, which is the second-longest active streak among NFL centers.

2014 (16/16 - Houston): Started all 16 games at left guard in his third season with the Texans.

2013 (16/1 - Houston): Played in all 16 games with one start for the Texans.

- At San Francisco (10/6), started at right guard and blocked for a ground game that produced 131 yards.

2012 (16/10, 2/2 - Houston): Appeared in all 16 games with 10 starts as a rookie. Was originally drafted as a center, but worked his way into a starting role at right guard. Was a part of seven 100-yard rushing performances by Arian Foster for the NFL's seventh-ranked offense.

- Against Miami (9/9), made his Texans and NFL debut on special teams in the season opener.
- At Jacksonville (9/17), saw action at right guard and was part of an offensive line that cleared the way for Texans running backs to rush for 216 yards and three touchdowns while not allowing Matt Schaub to be sacked.
- At Denver (9/23), helped provide protection for Matt Schaub, enabling him to tie a career-high with four touchdown passes.
- At N.Y. Jets (10/8), helped Arian Foster rush for a season-high 157 yards and a touchdown.

COLLEGE:

- Finished his collegiate career ranked third in Georgia history with 49 starts.
- Was a two-time All-SEC selection by the league's coaches and four-time SEC Offensive Lineman of the Week during his career. Was named to Georgia's Team of the Decade.
- As a senior (2011), earned All-SEC first-team honors and was rated the nation's second-best center in the draft by The NFL Draft Report. Named second-team All-SEC honoree by the Associated Press, Phil Steele and the league's coaches for his senior season.
- In his final collegiate season, served as a team captain and started all 14 games at center.
- As a junior (2010), appeared in 13 games making 12 starts. Earned All-SEC second-team honors from The NFL Draft Report.
- As a sophomore (2009), started all 13 games and was named All-SEC second team by the league's coaches.
- As a freshman (2008), appeared in 13 games making 10 starts at center and was selected a Freshman All-American and Freshman All-SEC. Named Freshman All-American first team by College Football News, adding second-team honors from The Sporting News and Phil Steele.
- Member of the fall 2009 Georgia Athletic Director's Honor Roll.
- Majored in Health & Physical Education at Georgia.

PERSONAL:

- Attended Bibb County High School in Centreville, Ala., where he earned Super Prep All-Dixie Team, Prep Star All-Southeast Region and Alabama Sports Writers Association Class 5A first-team All-State honors as a senior.
- Was a standout first baseman and pitcher on Bibb County's baseball team, where in 2007 he was selected to the Tuscaloosa News West Alabama Baseball All-Star squad. Had a .345 career batting average and collected a school-record 48 RBI in 2007.
- Follow Jones on Instagram at @jones60ben.
- Born Benjamin Jones on July 2, 1989 in Birmingham, Ala.

BEN JONES' NFL STATISTICS

REGULAR SEASON

Year	Team	GP	GS
2012	Houston	16	10
2013	Houston	16	1
2014	Houston	16	16
2015	Houston	16	16
2016	Tennessee	16	16
2017	Tennessee	16	16
2018	Tennessee	16	16
2019	Tennessee	15	15
2020	Tennessee	16	16
2021	Tennessee	17	17
2022	Tennessee	12	12
NFL Totals		172	151

PLAYOFFS

Year	Team	GP	GS
2012	Houston	2	2
2015	Houston	1	1
2017	Tennessee	2	2
2019	Tennessee	3	3
2020	Tennessee	1	1
2021	Tennessee	1	1
NFL Totals		10	10

Starts Breakdown:

2012 - RG 10 (Playoffs - RG 2); 2013 - RG 1; 2014 - LG 16; 2015 - C 16 (Playoffs - C 1); 2016 - C 16; 2017 - C 16 (Playoffs - C 2); 2018 - C 16; 2019 - C 15 (Playoffs - C 3); 2020 - C 16 (Playoffs - C 1); 2021 - C 17 (Playoffs - C 1); 2022 - C 12

Additional Career Statistics

Tackles - 2 (2014), 1 (2015), 1 (2020)
Fumble Recoveries - 1 (2013), 1 (2021), 1 (2022)

Additional Career Playoff Statistics

Misc. Tackles - 2 (2015), 1 (2019)



73 JAMARCO JONES



OFFENSIVE LINE • 6'4" • 293 LBS • COLLEGE: OHIO STATE
ACQUIRED: UNRESTRICTED FREE AGENT (SEA) - 2022
NFL EXPERIENCE (NFL/TITANS): 5/1 • HOMETOWN: CHICAGO, ILL.
GAMES PLAYED/GAMES STARTED: 36/7 (PLAYOFFS: 2/2)

PRO: The Titans signed Jamarco Jones during the 2022 offseason to add experience and versatility to the offensive line. The 6-foot-4-inch, 293-pounder was originally selected by the Seattle Seahawks in the fifth round of the 2018 NFL Draft. Jones appeared in 36 games with seven starts over three seasons with the Seahawks (2019-21) after missing his entire rookie campaign while on injured reserve. The Chicago, Ill., native has started at four positions during his career: right guard (3), right tackle (2), left guard (1) and left tackle (1).

TITANS TIDBITS:

- Jones was a part of Ohio State's national championship squad as a freshman in 2014.
- Jones was recruited to Ohio State by Titans head coach Mike Vrabel when he was an assistant on the Buckeyes staff.

CAREER TRANSACTIONS:

- The Chicago, Ill., native was selected by the Seattle Seahawks in the fifth round (168th overall) of the 2018 NFL Draft.
- Signed by the Titans as an unrestricted free agent on March 17, 2022.

SEASON RECAPS:

2022 (0/0 - Tennessee): Was inactive for the first two games of the season before being placed on injured reserve on Sept. 22 and missing the final 15 contests.

- Against N.Y. Giants (9/11), was inactive.
- At Buffalo (9/19), was inactive.

2021 (10/2 - Seattle): Saw action in 10 games with two starts (one at right tackle, one at left guard). Placed on injured reserve on Nov. 29 and missed five games before being activated from injured reserve designated to return on Jan. 1. Was inactive for two contests.

2020 (11/2 - Seattle): Played in 11 games with two starts (one at right guard, one at right tackle). Was inactive for two contests. Placed on injured reserve on Dec. 19 and missed the final three regular season games.

2019 (15/3, 2/2 - Seattle): Played in 15 games with three starts, starting contests at both right guard (two games) and left tackle (one game). Dressed but did not see action in another contest. Started both postseason games at left guard.

2018 (0/0 - Seattle): Spent his entire rookie season on injured reserve after suffering an injury in the preseason.

COLLEGE:

• Was a two-year starter at Ohio State who played in 50 games and started 27 consecutive contests at left tackle. Was an all-conference honoree twice without the benefit of a redshirt season, including a first-team All-Big Ten selection in 2017 by both the coaches and the media polls. Helped Ohio State win six championships during his career: a CFP national championship in 2014, a 2014 Sugar Bowl title, a 2015 Fiesta Bowl title, a 2017 Cotton Bowl title and Big Ten Conference championships in 2014 and 2017. His play also helped the Buckeyes rank among the Top 20 rushing teams in the nation four consecutive years, including 11th in 2016, 11th in 2015, ninth in 2014 and 17th in 2017.

• As a senior (2017), named first-team All-Big Ten Conference by the coaches and the media after starting all 14 games at left tackle. Helped lead the team to a 12-2 record, and a 2017 Cotton Bowl victory over

Southern Cal. Part of an offensive line that paved the way for 3,405 rushing yards on the season with 34 rushing touchdowns, and an average of 243.2 rushing yards per game.

- As a junior (2016), started all 13 games at left tackle and was named second-team All-Big Ten Conference by the coaches and the media. Started all 13 games. Helped lead the team to the Playstation Fiesta Bowl College Football Playoff Semifinal, where the Buckeyes lost to eventual National Champion Clemson. Helped guide the team to an 11-2 record, rushing for 3,188 yards (245.2 avg. per game) and 33 rushing touchdowns.
- As a sophomore (2015), saw action along the offensive line in a reserve role as the team finished the season with a 12-1 record.
- As a freshman (2014), played in 10 games along the offensive line in a reserve role. Team finished the season 14-1, winning the B1G Championship game over Wisconsin, in addition to winning the College Football Playoff National Championship over Oregon.
- Graduated early from Ohio State with a degree in family resource management in December of 2017.

PERSONAL:

- Attended De La Salle Institute (Chicago, Ill.) where he was a consensus four-star prospect and a Top 100 player nationally overall by Scout. He was
- Rated among the 10 best offensive tackle prospects nationally, with No. 6 rankings by both Scout and ESPN.
- Missed the first half of his senior season with a shoulder injury, but still earned Illinois Coaches Association first-team Class 6A all-state honors and Champaign News-Gazette all-state accolades.
- Son of Urica Jones.
- Follow Jones on Twitter and Instagram at @jjones_74
- Born Jamarco Jones on June 4, 1996 in Chicago, Ill.

JAMARCO JONES' NFL STATISTICS

REGULAR SEASON

Year	Team	GP	GS
2018	Seattle	0	0
2019	Seattle	15	3
2020	Seattle	11	2
2021	Seattle	10	2
2022	Tennessee	0	0
NFL Totals		36	7

PLAYOFFS

Year	Team	GP	GS
2019	Seattle	2	2
NFL Totals		2	2

Starts Breakdown:

2019 - RG 2, LT 1; 2020 - RG 1, RT 1; 2021 - LG 1, RT 1



42 JOE JONES

LINEBACKER • 6'0" • 240 LBS • COLLEGE: NORTHWESTERN
ACQUIRED: FREE AGENT - 2021 • NFL EXPERIENCE (NFL/TITANS): 6/2
HOMETOWN: PLANO, ILL.
GAMES PLAYED/GAMES STARTED: 73/0 (PLAYOFFS: 0/0)



PRO: The Titans signed free agent Joe Jones to the practice squad during Week 2 of the 2021 season. The 6-foot, 240-pounder appeared in nine games in his first season with the Titans and totaled five special teams tackles in addition to posting one tackle and two quarterback pressures in limited snaps on defense. Prior to arriving in Tennessee, Jones posted 26 career special teams stops, four defensive tackles and one blocked punt in 49 games over four seasons with the Denver Broncos (2017-20). The Plano, Ill., native originally signed with the Dallas Cowboys as a rookie free agent following the 2017 NFL Draft, and has also spent time with the Los Angeles Chargers, Seattle Seahawks and Tampa Bay Buccaneers. Jones tallied 70 tackles, three sacks, two passes defended and one fumble recovery in 27 games at Northwestern (2013-16).

TITANS TIDBITS:

- Jones' father, Joseph, was a hurdler at Penn State.

CAREER TRANSACTIONS:

- The Plano, Ill., native originally signed with the Dallas Cowboys as a rookie free agent on May 12, 2017.
- Waived by the Cowboys on Sept. 2, 2017.
- Signed by the Los Angeles Chargers to the team's practice squad on Sept. 4, 2017.
- Waived by the Chargers on Sept. 6, 2017.
- Signed by the Seattle Seahawks to the team's practice squad on Sept. 19, 2017.
- Signed by the Denver Broncos to the team's active roster off of the Seahawks practice squad on Nov. 7, 2017.
- Signed by the Tampa Bay Buccaneers as a free agent on May 5, 2021.
- Waived by the Buccaneers on Aug. 30, 2021.
- Signed by the Titans to the team's practice squad on Sept. 13, 2021.
- Signed by the Titans to the team's active roster off of the practice squad on Oct. 8, 2021.
- Released by the Titans on Aug. 30, 2022 and signed to the team's practice squad a day later.
- Activated from the practice squad to the active roster standard elevation on Sept. 10, 2022.
- Signed by the Titans to the team's active roster off of the practice squad on Sept. 12, 2022.

SEASON RECAPS:

2022 (15/0 - Tennessee): Saw action as a reserve in 15 games and led the team with a career-best 16 special teams tackles. Posted two tackles on defense. Led or tied for the team lead in special teams tackles seven times in 2022 (at BUF, vs. LV, at IND, vs. CIN, vs. JAX, vs. DAL, at JAX).

- Against N.Y. Giants (9/11), played as a reserve on special teams and posted a tackle on coverage units.
- At Buffalo (9/19), led the team and tied a career-high with three special teams tackles on coverage units.
- Against Las Vegas (9/25), tied for the team lead with a special teams tackle on coverage units.
- At Indianapolis (10/2), tied for the team lead with a special teams tackle on coverage units.
- At Washington (10/9), was inactive.
- Against Indianapolis (10/23), was inactive.
- At Houston (10/30), returned to the lineup as a reserve on special teams.
- At Kansas City (11/6), saw action as a reserve on special teams.
- Against Denver (11/13), posted a special teams tackle on coverage units.

- At Green Bay (11/17), registered a special teams tackle on coverage units.
- Against Cincinnati (11/27), collected a special teams tackle on coverage units.
- At Philadelphia (12/4), posted a special teams tackle on coverage units.
- Against Jacksonville (12/11), registered a special teams tackle on coverage units.
- At L.A. Chargers (12/18), saw action as a reserve on special teams.
- Against Houston (12/24), saw limited action as a reserve at linebacker and notched a tackle. Collected a special teams stop on coverage units. Stuffed Troy Hairston for no gain on a short pass in the fourth quarter.
- Against Dallas (12/29), played as a reserve at linebacker and collected a tackle. Registered a special teams stop on coverage units.
- At Jacksonville (1/7), led the team with three special teams tackles on coverage units.

2021 (9/0, 0/0 - Tennessee): Played as a reserve in nine games in his first season with the Titans and registered five special teams tackles. Notched a tackle and two quarterback pressures on defense. Spent four games on the team's practice squad. Was inactive for two contests and spent one game on the reserve/COVID-19 list. Was on the practice squad for the postseason contest. Led the team in special teams tackles once in 2021 (at JAX).

- At Jacksonville (10/10), made his Titans debut as a reserve on special teams in his 50th career game and led the team with three special teams tackles. Registered a quarterback pressure late in the game on defense.
- At Indianapolis (10/31), posted two special teams tackles on coverage units.
- Against New Orleans (11/14), saw action as a reserve on special teams and limited snaps at outside linebacker. Collected a quarterback pressure.
- Against Miami (1/2), played as a reserve at linebacker in the fourth quarter and notched a tackle.

2020 (14/0 - Denver): Saw action in 14 games for the Broncos and posted one tackle and two special teams stops.

- Against Buffalo (12/19), posted one tackle and one special teams stop.

2019 (12/0 - Denver): Appeared in 12 games and tallied eight special teams tackles.

- Against Kansas City (10/17), recorded two special teams stops.

2018 (16/0 - Denver): Played in all 16 games for the first time in his career and tallied a season-high four tackles and led the team with a career-best 12 special teams stops.

- Against Seattle (9/9), notched two special teams tackles.
- At Baltimore (9/23), amassed two special teams stops.
- At N.Y. Jets (10/7), posted two special teams tackles.
- At Cincinnati (12/2), recorded a career-best four tackles.

2017 (7/0 - Denver): Spent training camp with the Dallas Cowboys before being waived during roster cuts. Spent time on the practice squads of the Los Angeles Chargers and Seattle Seahawks before being signed to the Denver Broncos active roster off of the Seahawks practice squad during Week 10. Appeared in seven games for Denver as a rookie and posted four special teams tackles.

- Against Cincinnati (11/19), made his NFL debut.
- Against Kansas City (12/31), posted a season-high two special teams tackles.

COLLEGE:

- During a four-year career at Northwestern (2013-16), played in 37 games with five starts and totaled 70 tackles, three sacks, two passes defended and one fumble recovery.
- As a senior (2016), appeared in all 13 games with five starts and posted 46 tackles, two sacks, two passes defended and one fumble recovery.
- As a junior (2015), saw action in 13 games and posted 18 tackles and one sack.
- As a sophomore (2014), played in six contests and tallied five tackles.
- As a redshirt freshman (2013), appeared in five games and posted one tackle.
- As a freshman (2012), redshirted.
- Double-majored in communication studies and economics at Northwestern.

PERSONAL:

- Attended Plano (Ill.) High School where he was an all-conference running back, rushing for 710 yards and eight touchdowns while hauling in 11

passes for 328 yards and five scores in eight games as a senior.

- Also competed in track and was the state champion in the 200-meter hurdles and finished sixth in the 100-meter dash.
- Four-year letterwinner in football and track, and a three-year letterman in basketball.
- Son of Joseph Jones and Shawn-Daria and Daniel Dowd.
- Follow Jones on Twitter and on Instagram @FamilyMan_Joe43.
- Born Joseph Jones on Feb. 21, 1994, in Plano, Ill.

JOE JONES' TITANS GAME-BY-GAME

2021 Tennessee Titans

Date	Opp	W/L	P/S	Tot	Solo	Asst	Sk	- Yds	QBP	TFL	Int-	Yds	-TD	PD	FF	FR	- Yds	SpT		
Sept 19	@ Sea	W	PS																	
Sept 26	Ind	W	PS																	
Oct 3	@ NYJ	L	PS																	
Oct 10	@ Jax	W	p	0	0	0	0.0	0.0	1	0	0	0	0	0	0	0	0	0	3	
Oct 18	Buf	W	p	0	0	0	0.0	0.0	0	0	0	0	0	0	0	0	0	0	0	
Oct 24	KC	W	p	0	0	0	0.0	0.0	0	0	0	0	0	0	0	0	0	0	0	
Oct 31	@ Ind	W	p	0	0	0	0.0	0.0	0	0	0	0	0	0	0	0	0	0	2	
Nov 7	@ LAR	W	p	0	0	0	0.0	0.0	0	0	0	0	0	0	0	0	0	0	0	
Nov 14	NO	W	p	0	0	0	0.0	0.0	1	0	0	0	0	0	0	0	0	0	0	
Nov 21	Hou	L	p	0	0	0	0.0	0.0	0	0	0	0	0	0	0	0	0	0	0	
Nov 28	@ NE	L	R/C																	
Dec 12	Jax	W	p	0	0	0	0.0	0.0	0	0	0	0	0	0	0	0	0	0	0	
Dec 19	@ Pit	L	IA																	
Dec 23	SF	W	IA																	
Jan 2	Mia	W	p	1	0	1	0.0	0.0	0	0	0	0	0	0	0	0	0	0	0	
Jan 9	@ Hou	W	PS																	
Totals			11-4	9/0	1	0	1	0.0	0.0	2	0	0	0	0	0	0	0	0	5	
Playoffs																				
Jan 22	Cin	L	PS																	
Totals			0-1	0/0	0	0	0	0.0	0.0	0	0	0	0	0	0	0	0	0	0	

2022 Tennessee Titans

Date	Opp	W/L	P/S	Tot	Solo	Asst	Sk	- Yds	QBP	TFL	Int-	Yds	-TD	PD	FF	FR	- Yds	SpT	
Sept 11	NYG	L	p	0	0	0	0.0	0.0	0	0	0	0	0	0	0	0	0	0	1
Sept 19	@ Buf	L	p	0	0	0	0.0	0.0	0	0	0	0	0	0	0	0	0	0	3
Sept 25	LV	W	p	0	0	0	0.0	0.0	0	0	0	0	0	0	0	0	0	0	1
Oct 2	@ Ind	W	p	0	0	0	0.0	0.0	0	0	0	0	0	0	0	0	0	0	1
Oct 9	@ Was	W	IA																
Oct 23	Ind	W	IA																
Oct 30	@ Hou	W	p	0	0	0	0.0	0.0	0	0	0	0	0	0	0	0	0	0	0
Nov 6	@ KC	L	p	0	0	0	0.0	0.0	0	0	0	0	0	0	0	0	0	0	0
Nov 13	Den	W	p	0	0	0	0.0	0.0	0	0	0	0	0	0	0	0	0	0	1
Nov 17	@ GB	W	p	0	0	0	0.0	0.0	0	0	0	0	0	0	0	0	0	0	1
Nov 27	Cin	L	p	0	0	0	0.0	0.0	0	0	0	0	0	0	0	0	0	0	1
Dec 4	@ Phi	L	p	0	0	0	0.0	0.0	0	0	0	0	0	0	0	0	0	0	1
Dec 11	Jax	L	p	0	0	0	0.0	0.0	0	0	0	0	0	0	0	0	0	0	1
Dec 18	@ LAC	L	p	0	0	0	0.0	0.0	0	0	0	0	0	0	0	0	0	0	0
Dec 24	Hou	L	p	1	1	0	0.0	0.0	0	0	0	0	0	0	0	0	0	0	1
Dec 29	Dal	L	p	1	1	0	0.0	0.0	0	0	0	0	0	0	0	0	0	0	1
Jan 7	@ Jax	L	p	0	0	0	0.0	0.0	0	0	0	0	0	0	0	0	0	0	3
Totals			7-10	15/0	2	2	0	0.0	0.0	0	0	0	0	0	0	0	0	0	16

JOE JONES' NFL STATISTICS

REGULAR SEASON		TACKLES										INTERCEPTIONS					FUMBLES			
Year	Team	GP	GS	Tot	Solo	Asst	Sk	Yds	QBP	TFL	No	Yds	Lg	TD	PD	FF	FR	Yds	SpT	
2017	Denver	7	0	0	0	0	0.0	0.0	0	0	0	0	0	0	0	0	0	0	4	
2018	Denver	16	0	4	4	0	0.0	0.0	0	0	0	0	0	0	0	0	0	0	12	
2019	Denver	12	0	0	0	0	0.0	0.0	0	0	0	0	0	0	0	0	0	0	8	
2020	Denver	14	0	1	0	1	0.0	0.0	0	0	0	0	0	0	0	0	0	0	2	
2021	Tennessee	9	0	1	0	1	0.0	0.0	2	0	0	0	0	0	0	0	0	0	5	
2022	Tennessee	15	0	2	2	0	0.0	0.0	0	0	0	0	0	0	0	0	0	0	16	
NFL Totals		73	0	8	6	2	0.0	0.0	2	0	0	0	0	0	0	0	0	0	47	

Single-Game Highs

Tackles - 4 at Cincinnati (12/2/18)

Special Teams Tackles - 3 (Three times, last at Jacksonville 1/7/23)



90 NAQUAN JONES

DEFENSIVE TACKLE • 6'3" • 313 LBS • COLLEGE: MICHIGAN STATE
ACQUIRED: FREE AGENT - 2021 • NFL EXPERIENCE (NFL/TITANS): 2/2
HOMETOWN: EVANSTON, ILL.
GAMES PLAYED/GAMES STARTED: 24/6 (PLAYOFFS: 1/1)



PRO: The Titans signed Naquan Jones as a rookie free agent following the 2021 NFL Draft. The 6-foot-3-inch, 313-pounder saw action in 13 games with five starts during his rookie campaign and collected 29 tackles, including 2.5 sacks, four stops for loss, four quarterback pressures and two passes defended. The Evanston, Ill., native appeared in 46 games over four seasons at Michigan State (2017-20) and posted 78 tackles, 12.5 tackles for loss and three sacks during his collegiate career.

TITANS TIDBITS:

- In June 2019, Jones' mother, Germaine Thomas, died unexpectedly at the age of 37 after a lengthy battle with depression and alcoholism. At the time, Jones was a rising junior at Michigan State and just 21 years old himself. Jones wears a special necklace to honor his family with a picture of his grandmother and younger sisters on one side of a pendant and an image of his late mother on the other side.

CAREER TRANSACTIONS:

- The Evanston, Ill., native was signed by the Titans as an undrafted free agent on May 14, 2021.
- Waived by the Titans on Aug. 31 and signed to the team's practice squad a day later.
- Signed by the Titans to their active roster from the practice squad on Sept. 22, 2021.

SEASON RECAPS:

2022 (11/1): Played in 11 games with one start on the defensive front and registered 16 tackles, a sack, three quarterback pressures, and two stops for loss. Was inactive for six contests.

- Against N.Y. Giants (9/11), was inactive.
- At Buffalo (9/19), played as a reserve on the defensive front and collected four tackles.
- Against Las Vegas (9/25), saw action as a reserve at nose tackle and notched a tackle.
- At Indianapolis (10/2), played as a reserve on the defensive front.
- At Washington (10/9), saw limited action as a reserve on the defensive line and recorded a tackle.
- Against Indianapolis (10/23), saw limited action as a reserve on special teams with a snap on defense.
- At Houston (10/30), was inactive.
- At Kansas City (11/6), played as a reserve on the defensive front and produced two tackles.
- Against Denver (11/13), saw action as a reserve on the defensive front and posted three tackles, including a sack, a quarterback pressure and two tackles for loss. Dropped Russell Wilson for a one-yard sack midway through the third quarter. Teamed with David Long Jr. to stuff Chase Edmonds for a one-yard loss on a rush off left guard in the third stanza.
- At Green Bay (11/17), was inactive.
- Against Cincinnati (11/27), was inactive.
- At Philadelphia (12/4), was inactive.
- Against Jacksonville (12/11), returned to the lineup as a reserve at nose tackle and posted three tackles. Teamed with Bud Dupree to stonewall Travis Etienne Jr. for a one-yard loss of a rush off left tackle in the third stanza.
- At L.A. Chargers (12/18), started at nose tackle and recorded two tackles with two quarterback pressures.
- Against Houston (12/24), played as a reserve on the defensive front.
- Against Dallas (12/29), saw action as a reserve on the defensive line.
- At Jacksonville (1/7), was inactive.

2021 (13/5, 1/1): Played in 13 games with five starts during his rookie campaign and collected 29 tackles, including 2.5 sacks, four stops for loss, four quarterback pressures and two passes defended. Spent the first two weeks of the season on the Titans' practice squad before being signed to the team's active roster on Sept. 22. Was inactive for two games. Started the postseason contest and registered two tackles, including a half sack and two quarterback pressures. Tied for the team lead in sacks once in 2021 (at PIT). Tied for the team lead in passes defended once in 2021 (vs. SF). Made his NFL debut at N.Y. Jets (10/3/21). Made his first career start and registered his first career sack against New Orleans (11/14/21).

- At N.Y. Jets (10/3), saw action in his first NFL contest as a reserve on the defensive front.
- Against Buffalo (10/18), saw action as a reserve on the defensive front and registered three tackles. Teamed with Harold Landry III to stuff Josh Allen for no gain on a rush up the middle in the third quarter.
- Against Kansas City (10/24), played as a reserve on the defensive front and collected three tackles.
- At Indianapolis (10/31), saw action as a reserve on the defensive front and posted three tackles.
- At L.A. Rams (11/7), played as a reserve on the defensive line and tallied two tackles. Stuffed Darrell Henderson Jr. for no gain on a rush up the middle in the third quarter.
- Against New Orleans (11/14), made his first career NFL start at defensive tackle and collected his first career sack to go along with a quarterback pressure. Dropped Trevor Siemian for a seven-yard loss in the first quarter for his first career NFL sack.
- Against Houston (11/21), saw action as a reserve on the defensive front and totaled three tackles, including a stop for loss. Stonewalled David Johnson for a one-yard loss on a rush up the middle in the third quarter.
- At New England (11/28), played as a reserve on the defensive front and recorded a half sack. Combined with Derick Roberson to sack Mac Jones for a 10-yard loss in the final stanza.
- At Pittsburgh (12/19), started at nose tackle and notched four tackles, including a sack, another stop for loss and a quarterback pressure. Dropped Ben Roethlisberger for a five-yard sack in the opening stanza. Stuffed Najee Harris for a three-yard loss on a rush up the middle in the fourth quarter.
- Against San Francisco (12/23), started at nose tackle and tallied five tackles with a pass defended and a quarterback pressure. Deflected a pass intended for Deebo Samuel in the second stanza. Combined with Harold Landry III to stuff Jeff Wilson Jr. for no gain on a rush up the middle in the third quarter.
- Against Miami (1/2), started at nose tackle and notched two tackles with a pass defended. Batted down a pass intended for Isaiah Ford in the third quarter.
- Against Cincinnati (1/22), started at nose tackle in his postseason debut and registered two tackles, including a half sack and two quarterback pressures. Combined with Denico Autry to drop Joe Burrow for a three-yard sack on the Bengals' first play from scrimmage.

COLLEGE:

- Appeared in 46 games with five starts on the defensive line over four seasons at Michigan State (2017-20) and totaled 78 tackles, 12.5 tackles for loss, three sacks, three passes defended, one forced fumble and one fumble recovery over his career.
- As a senior (2020), saw action in all seven games and made four starts. Recorded 24 tackles, a career-high five stops for loss, one pass defended and one fumble recovery.

- As a junior (2019), played in all 13 games and made one start. Tallied 15 tackles, one tackle for loss and one sack.
- As a sophomore (2018), appeared in 13 games and notched a career-best 26 tackles, 4.5 tackles for loss, two sacks, one pass defended and one forced fumble.
- As a redshirt freshman (2017), saw action in all 13 games and posted 13 tackles, two tackles for loss and one pass defended.
- As a freshman (2016), redshirted.
- Graduated from Michigan State with a degree in advertising management.

- Also lettered in basketball.
- Son of Emil Jones and the late Germaine Thomas and has two sisters, Skye and Lauryn.
- Follow Jones on Twitter @thealmightynay and on Instagram @almighty93__.
- Born Naquan Jones on Feb. 5, 1998 in Evanston, Ill.

PERSONAL:

- Attended Evanston Township (Ill.) High School where he was named to USA Today's All-USA Illinois first team and selected to the Pioneer Press all-area second team in 2015.
- Rated as the No. 22 defensive tackle by Scout, No. 23 by 247Sports, No. 24 by Rivals and No. 31 by ESPN.

NAQUAN JONES' GAME-BY-GAME

2021 Tennessee Titans

Date	Opp	W/L	P/S	Tot	Solo	Asst	Sk	- Yds	QBP	TFL	Int	- Yds	-TD	PD	FF	FR	- Yds	SpT		
Sept 12	Ari	L	PS																	
Sept 19	@ Sea	W	PS																	
Sept 26	Ind	W	IA																	
Oct 3	@ NYJ	L	p	0	0	0	0.0	0.0	0	0	0	0	0	0	0	0	0	0	0	
Oct 10	@ Jax	W	p	0	0	0	0.0	0.0	0	0	0	0	0	0	0	0	0	0	0	
Oct 18	Buf	W	p	3	3	0	0.0	0.0	0	0	0	0	0	0	0	0	0	0	0	
Oct 24	KC	W	p	3	0	3	0.0	0.0	0	0	0	0	0	0	0	0	0	0	0	
Oct 31	@ Ind	W	p	3	3	0	0.0	0.0	0	0	0	0	0	0	0	0	0	0	0	
Nov 7	@ LAR	W	p	2	1	1	0.0	0.0	0	0	0	0	0	0	0	0	0	0	0	
Nov 14	NO	W	S	1	1	0	1.0	7.0	1	1	0	0	0	0	0	0	0	0	0	
Nov 21	Hou	L	p	3	2	1	0.0	0.0	0	1	0	0	0	0	0	0	0	0	0	
Nov 28	@ NE	L	p	1	0	1	0.5	5.0	1	0	0	0	0	0	0	0	0	0	0	
Dec 12	Jax	W	S	2	0	2	0.0	0.0	0	0	0	0	0	0	0	0	0	0	0	
Dec 19	@ Pit	L	S	4	3	1	1.0	5.0	1	2	0	0	0	0	0	0	0	0	0	
Dec 23	SF	W	S	5	3	2	0.0	0.0	1	0	0	0	0	1	0	0	0	0	0	
Jan 2	Mia	W	S	2	2	0	0.0	0.0	0	0	0	0	0	1	0	0	0	0	0	
Jan 9	@ Hou	W	IA																	
Totals			12-5 13/5	29	18	11	2.5	17.0	4	4	0	0	0	2	0	0	0	0	0	
Playoffs																				
Jan 22	Cin	L	S	2	0	2	0.5	1.5	2	0	0	0	0	0	0	0	0	0	0	
Totals			0-1 1/1	2	0	2	0.5	1.5	2	0	0	0	0	0	0	0	0	0	0	

2022 Tennessee Titans

Date	Opp	W/L	P/S	Tot	Solo	Asst	Sk	- Yds	QBP	TFL	Int	- Yds	-TD	PD	FF	FR	- Yds	SpT	
Sept 11	NYG	L	IA																
Sept 19	@ Buf	L	p	4	2	2	0.0	0.0	0	0	0	0	0	0	0	0	0	0	0
Sept 25	LV	W	p	1	0	1	0.0	0.0	0	0	0	0	0	0	0	0	0	0	0
Oct 2	@ Ind	W	p	0	0	0	0.0	0.0	0	0	0	0	0	0	0	0	0	0	0
Oct 9	@ Was	W	p	1	0	1	0.0	0.0	0	0	0	0	0	0	0	0	0	0	0
Oct 23	Ind	W	p	0	0	0	0.0	0.0	0	0	0	0	0	0	0	0	0	0	0
Oct 30	@ Hou	W	IA																
Nov 6	@ KC	L	p	2	1	1	0.0	0.0	0	0	0	0	0	0	0	0	0	0	0
Nov 13	Den	W	p	3	2	1	1.0	1.0	1	2	0	0	0	0	0	0	0	0	0
Nov 17	@ GB	W	IA																
Nov 27	Cin	L	IA																
Dec 4	@ Phi	L	IA																
Dec 11	Jax	L	p	3	0	3	0.0	0.0	0	0	0	0	0	0	0	0	0	0	0
Dec 18	@ LAC	L	S	2	1	1	0.0	0.0	2	0	0	0	0	0	0	0	0	0	0
Dec 24	Hou	L	p	0	0	0	0.0	0.0	0	0	0	0	0	0	0	0	0	0	0
Dec 29	Dal	L	p	0	0	0	0.0	0.0	0	0	0	0	0	0	0	0	0	0	0
Jan 7	@ Jax	L	IA																
Totals			7-10 11/1	16	6	10	1.0	1.0	3	2	0	0	0	0	0	0	0	0	0

NAQUAN JONES' NFL STATISTICS

REGULAR SEASON

Year	Team	GP	GS	TACKLES				Sk	Yds	QBP	TFL	INTERCEPTIONS					FUMBLES			
				Tot	Solo	Asst	Asst					No	Yds	Lg	TD	PD	FF	FR	Yds	SpT
2021	Tennessee	13	5	29	18	11	2.5	17.0	4	4	0	0	0	0	2	0	0	0	0	
2022	Tennessee	11	1	16	6	10	1.0	1.0	3	2	0	0	0	0	0	0	0	0	0	
NFL Totals		24	6	45	24	21	3.5	18.0	7	6	0	0	0	0	2	0	0	0	0	

PLAYOFFS

Year	Team	GP	GS	TACKLES				Sk	Yds	QBP	TFL	INTERCEPTIONS					FUMBLES			
				Tot	Solo	Asst	Asst					No	Yds	Lg	TD	PD	FF	FR	Yds	SpT
2021	Tennessee	1	1	2	0	2	0.5	1.5	2	0	0	0	0	0	0	0	0	0	0	
NFL Totals		1	1	2	0	2	0.5	1.5	2	0	0	0	0	0	0	0	0	0	0	

Single-Game Highs

- Tackles - 5 vs. San Francisco (12/23/21)
- Sacks - 1 (Three times, last vs. Denver 11/13/22)
- Tackles For Loss - 2 (Twice, last vs. Denver 11/13/22)
- Quarterback Pressures - 2 at L.A. Chargers (12/18/22)
- Passes Defensed - 1 (Twice, last vs. Miami 1/2/22)

Playoff Single-Game Highs

- Tackles - 2 vs. Cincinnati (1/22/22)
- Sacks - 0.5 vs. Cincinnati (1/22/22)
- Quarterback Pressures - 2 vs. Cincinnati (1/22/22)



28 JOSHUA KALU

DEFENSIVE BACK • 6'0" • 203 LBS • COLLEGE: NEBRASKA
ACQUIRED: FREE AGENT - 2022
NFL EXPERIENCE (NFL/TITANS): 4/3 • HOMETOWN: HOUSTON, TEXAS
GAMES PLAYED/GAMES STARTED: 44/5 (PLAYOFFS: 4/0)



PRO: The Titans originally signed Joshua Kalu as a rookie free agent following the 2018 NFL Draft. The 6-foot, 203-pounder is a versatile defensive back that can line up at safety or cornerback in the secondary. The University of Nebraska product spent the first 12 weeks of the 2018 season on the Titans' practice squad before being signed to the active roster on Dec. 1, 2018. He began 2019 on injured reserve before being activated and appearing in the final eight games and all three postseason contests as a reserve and on special teams. In 2020, Kalu appeared in a career-high 15 games and collected a career-best eight special teams tackles. He signed as a free agent with the N.Y. Giants in 2021, but missed the entire campaign after being placed on injured reserve.

CAREER HIGHLIGHTS:

- In Week 10 of 2019 against Kansas City, Kalu secured the victory by coming off the edge and blocking Harrison Butker's potential game-tying 52-yard field goal as time expired.
- In 2018, made his NFL debut and appeared in five games during his rookie season.

TITANS TIDBITS:

- In the 2019 offseason during the COVID-19 pandemic, Kalu spent time giving back to his hometown of Houston, Texas. He partnered with local restaurants and hand-delivered free meals to healthcare workers fighting the pandemic.
- Kalu was heavily involved in the Lincoln community while at Nebraska. He was named to the Brook Berringer Citizenship Team and the Tom Osborne Citizenship Team as a sophomore, junior and senior.

CAREER TRANSACTIONS:

- The Houston, Texas, native was signed by the Titans as an undrafted free agent on May 11, 2018.
- Waived by the Titans on Aug. 12, 2018.
- Signed by the Titans as a free agent on Aug. 20, 2018.
- Waived by the Titans on Sept. 1, 2018 and signed to the team's practice squad a day later.
- Signed by the Titans to their active roster from the practice squad on Dec. 1, 2018.
- Signed by the N.Y. Giants as an unrestricted free agent on March 31, 2021.
- Signed by the Titans as a free agent on July 23, 2022.

SEASON RECAPS:

2022 (16/5 - Tennessee): Saw action in a career-best 16 games with five starts at safety. Posted career-highs with 38 tackles, an interception, a quarterback pressure, a stop for loss and five passes defended. Added a forced fumble and four special teams stops. Was inactive for one contest. Tied for the team lead in passes defended once in 2022 (vs. DEN). Tied for the team lead in special teams tackles once in 2022 (at PHI).

- Against N.Y. Giants (9/11), played as a reserve at safety and posted a tackle.
- At Buffalo (9/19), saw action as a reserve at safety and collected two tackles.
- Against Las Vegas (9/25), played as a reserve at safety and on special teams.
- At Indianapolis (10/2), saw action as a reserve at safety and tallied three tackles.
- At Washington (10/9), made his first career start at safety and recorded a two tackles.

- Against Indianapolis (10/23), saw limited action as a reserve on special teams.

- At Houston (10/30), was inactive.

- At Kansas City (11/6), start at safety in the nickel and produced a career-high nine tackles. Shot through the line and dropped Isiah Pacheco for no gain on a rush off left end in the opening stanza. Combined with David Long Jr. to stuff Travis Kelce for no gain on a short pass late in the third quarter. Teamed with Long Jr. to stonewall Jerick McKinnon for no gain on a rush off left end in the final quarter.

- Against Denver (11/13), played as a reserve at safety and posted a career-high three passes defended which tied for the team lead. Broke up a third-and-nine pass intended for Tyrie Cleveland in the end zone late in the second quarter. Ended a Broncos' drive by defending a third-and-five pass intended for Montrell Washington in the third quarter. Helped seal the victory by deflecting a Russell Wilson pass that was then intercepted by Terrance Mitchell in the end zone on fourth-and-eight with 20 seconds remaining in the game.

- At Green Bay (11/17), saw significant action as a reserve at safety and registered six tackles, a forced fumble, a quarterback pressure and a pass defended. Posted a special teams tackle on coverage units. Forced an Aaron Jones fumble but the loose ball was recovered by the Packers in the opening stanza. Broke up a deep pass intended for Allen Lazard in the fourth quarter.

- Against Cincinnati (11/27), played as a reserve on special teams.

- At Philadelphia (12/4), saw action as a reserve at safety and produced a tackle. Tied for the team lead with two special teams tackles on coverage units.

- Against Jacksonville (12/11), played as a reserve at safety and on special teams.

- At L.A. Chargers (12/18), saw action as a reserve at safety and recorded two tackles, including a stop for loss and his first career interception. Snuffed out DeAndre Carter for a 10-yard loss on a reverse in the second quarter. Ended a potential Chargers' scoring drive by intercepting a Justin Herbert pass in the end zone after Roger McCreary caught the ball and lateraled it to him before landing out of bounds right before halftime.

- Against Houston (12/24), started at safety and notched four tackles. Teamed with Denico Autry to stuff Jeff Driskel for no gain on a fourth-and-one rush early in the third quarter.

- Against Dallas (12/29), started at safety and collected seven tackles.

- At Jacksonville (1/7), started at defensive back and totaled a tackle. Registered a special teams stop on coverage units.

2021 (0/0 - N.Y. Giants): Missed the entire season after being placed on injured reserve on Aug. 16.

2020 (15/0, 1/0 - Tennessee): Played in 15 games as a reserve and tied for second on the team with eight special teams tackles. Registered eight tackles and a forced fumble as a safety. Was inactive for one contest. Saw action as a reserve in the postseason contest. Led or tied for the team lead in special teams tackles four times in 2020 (at MIN, vs. CHI, vs. IND, vs. DET).

- At Denver (9/14), played as a reserve on special teams and saw limited snaps in the secondary where he collected a tackle and a forced fumble. On the final play of the first half, forced a Jerry Jeudy fumble that went out of bounds.

- Against Jacksonville (9/20), saw action as a reserve on special teams and pounced on a squib kick late in the second quarter allowing the Titans to get into field goal range to convert a 51-yard field goal as time expired

in the first half.

- At Minnesota (9/27), tied for the team lead with a special teams tackle on coverage units.
- Against Buffalo (10/13), registered a special teams tackle on coverage units.
- Against Chicago (11/8), led the team with a career-high three special teams tackles on coverage units.
- Against Indianapolis (11/12), collected a special teams tackle on coverage units.
- At Baltimore (11/22), saw significant action as a reserve at safety and totaled a career-high four tackles.
- At Jacksonville (12/13), played significant snaps as a reserve at safety and notched a tackle.
- Against Detroit (12/20), saw significant action as a reserve at safety and produced two tackles. Led the team with two special teams tackles on coverage units.

2019 (8/0, 3/0 - Tennessee): Saw action in eight games as a reserve and posted two tackles, three special teams stops and a blocked field goal. Placed on injured reserve on Sept. 2, 2019 where he spent the first eight weeks of the season. Activated from injured reserve/designated to return on Nov. 2, 2019. Played in all three postseason contests and collected a special teams fumble recovery. Tied for the team lead in passes defended once in 2019 (at HOU). Tied for the team lead in special teams tackles once in 2019 (at OAK).

- At Carolina (11/3), made his season debut as a reserve on special teams and collected a tackle on coverage units.
- Against Kansas City (11/10), played as a reserve on special teams. Secured the victory by coming off the edge and blocking Harrison Butker's potential game-tying 52-yard field goal as time expired.
- Against Jacksonville (11/24), saw action as a reserve at cornerback in the fourth quarter and notched two tackles.
- At Oakland (12/8), saw action as a reserve on special teams and tied for the team lead with a special teams tackle on coverage units.
- Against New Orleans (12/22), saw action as a reserve on special teams and registered a tackle on coverage units.
- At Houston (12/29), played as a reserve on special teams and limited snaps late in the game at safety. Broke up a pass intended for Steven Mitchell Jr. late in the fourth quarter.
- At New England (1/4), made his postseason debut as a reserve on special teams and sealed the victory with a special teams fumble recovery on the Patriots' last-ditch kickoff return to end the game.

2018 (5/0 - Tennessee): Played in five contests as a rookie and collected four special teams tackles on coverage units. Spent the first 11 games of the season on the team's practice squad before being elevated to the active roster. Tied for the team lead in special teams tackles once in 2018 (vs. IND). Saw action in his first career NFL game against N.Y. Jets (12/2/18).

- Against N.Y. Jets (12/2), made his NFL debut as a reserve on special teams.
- Against Jacksonville (12/6), played as a reserve on special teams and notched a tackle on coverage units.
- At N.Y. Giants (12/16), saw action as a reserve on special teams and collected two tackles on coverage units.
- Against Indianapolis (12/30), saw action as a reserve on special teams and tied for the team lead with a tackle on coverage units.

COLLEGE:

- Played in 48 games with 37 starts at cornerback and safety over four seasons at Nebraska. Totaled 215 tackles, two sacks, 27 passes defended, seven interceptions for 78 yards and a score, three forced fumbles and

one fumble recovery. His 27 passes defended rank tied for seventh in Cornhusker history and his 215 career tackles rank fifth all-time among Nebraska defensive backs and among the top 30 overall tacklers in Cornhusker history.

- As a senior (2017), started nine games at safety while missing three contests due to injury. Finished with 47 tackles which was fifth-best on the team and also recorded two interceptions for 32 yards, six passes defended and one forced fumble. Named to the Academic All-Big Ten list.
- As a junior (2016), started all 13 games at cornerback and totaled 66 tackles, three tackles for loss, a sack, a team-leading 11 passes defended and one interception.
- As a sophomore (2015), started all 13 games at cornerback and nickel back and tallied 75 tackles, five tackles for loss, a sack, a team-leading seven passes defended and added three interceptions for 41 yards and a touchdown. Earned Honorable-Mention All-Big Ten accolades by the conference's coaches.
- As a freshman (2014), appeared in all 13 games with two starts and posted 27 tackles, three passes defended, one interception and two forced fumbles.
- Graduated from Nebraska with a degree in child, youth and family studies in 2017.

PERSONAL:

- Attended Alief Taylor (Texas) High School and earned Houston Chronicle All-Greater Houston first-team honors as a senior. Helped Alief Taylor to the second round of the Class 5A Division 1 state playoffs in 2013.
- Also participated in track and basketball.
- Son of Elekwachi and Prisca Kalu.
- Follow Kalu on Twitter and Instagram at @BluesKalu.
- Born Joshua Elekwachi Kalu on Aug. 28, 1995 in Houston, Texas.



12 MASON KINSEY

WIDE RECEIVER • 5'10" • 198 LBS • COLLEGE: BERRY COLLEGE
ACQUIRED: FREE AGENT - 2021 • NFL EXPERIENCE (NFL/TITANS): 1/1
HOMETOWN: DEMOREST, GA.
GAMES PLAYED/GAMES STARTED: 3/0 (PLAYOFFS: 0/0)



PRO: The Titans brought back Mason Kinsey during the 2021 offseason to add depth to the receiving corps and return experience. The 5-foot-10-inch, 198-pounder has appeared in one contest as a reserve at punt returner. Kinsey originally signed with the Titans as a rookie free agent following the 2020 NFL Draft but was waived following training camp. The Demorest, Ga., native has also spent time on the New England Patriots' practice squad. Kinsey appeared in 43 games with 35 starts over four seasons at Berry College (2016-19), and totaled 203 receptions for 3,343 yards and 50 touchdowns, all of which rank first in program history.

CAREER HIGHLIGHTS:

- In 2021, Kinsey made his NFL debut as a reserve at punt returner.

TITANS TIDBITS:

- At Berry College, Kinsey's career receptions (203), receiving yardage (3,343) and receiving touchdowns (50) all rank first in school history, and his career receiving yardage and touchdowns set Southern Athletic Association records.

CAREER TRANSACTIONS:

- The Demorest, Ga., native originally signed with the Titans as a rookie free agent following the 2020 NFL Draft.
- Waived by the Titans on Sept. 5, 2020.
- Signed by the New England Patriots to the team's practice squad on Sept. 8, 2020.
- Waived by the Patriots on Oct. 1, 2020.
- Signed by the Patriots to the team's practice squad on Oct. 19, 2020.
- Waived by the Patriots on Nov. 18, 2020.
- Signed by the Titans on Jan. 21, 2021.
- Waived by the Titans on Aug. 31, 2021 and signed to the team's practice squad a day later.
- Activated from the practice squad to the active roster standard elevation on Oct. 23, 2021.
- Waived by the Titans on Aug. 30, 2022 and signed to the team's practice squad a day later.
- Activated from the practice squad to the active roster standard elevation on Oct. 22, 2022.
- Activated from the practice squad to the active roster standard elevation on Dec. 17, 2022.

SEASON RECAPS:

2022 (2/0 - Tennessee): Played as a reserve in two games and caught one pass for three yards. Returned two punts for zero yards. Spent 15 weeks on the Titans' practice squad.

- Against Indianapolis (10/23), made his season debut as a reserve at wide receiver and hauled in his first career reception for three yards.
- At L.A. Chargers (12/18), returned two punts with three fair catches.

2021 (1/0, 0/0 - Tennessee): Saw action as a reserve in one contest. Spent the remaining 16 regular season games and the postseason contest on the team's practice squad. Made his NFL debut against Kansas City (10/24/21).

- Against Kansas City (10/24), saw action in his first NFL contest as a reserve at punt returner and registered a fair catch.

2020 (0/0 - New England): Spent a portion of the season on the Patriots' practice squad.

COLLEGE:

- Appeared in 43 games with 35 starts over four seasons at Berry College (2016-19). Totaled 203 receptions for 3,343 yards and 50 touchdowns, all of which rank first in program history. His career receiving yardage and touchdowns set Southern Athletic Association records. Added 16 kick returns for 406 yards with one score and 17 punt returns for 181 yards.
- As a senior (2019), started all 11 games and caught 65 passes for 1,221 yards and 16 touchdowns. Returned 13 kicks for 375 yards and one touchdown and returned 17 punts for 181 yards. Earned All-SAA first team recognition.
- As a junior (2018), started all 12 games and made 52 catches for 776 yards and 16 touchdowns. Earned All-SAA first-team honors.
- As a sophomore (2017), started all 12 games and totaled 77 receptions for 1,245 yards and 17 touchdowns, all of which were career highs and school records. Averaged 103.8 yards per game. Earned All-SAA first-team recognition and All-Region honors.
- As a freshman (2016), saw action in eight games and caught nine passes for 101 yards and a score.
- Majored in communications at Berry College.

PERSONAL:

- Attended Habersham Central (Ga.) where he was a two-time All-Region selection and the second all-time leading receiver in school history.
- Son of Janet and Shane Kinsey.
- Follow Kinsey on Instagram @masonkinsey12 and on Twitter @masonkinsey87.
- Born Mason Shane Kinsey on Aug. 29, 1998 in Demorest, Ga.

MASON KINSEY'S OFFENSIVE GAME-BY-GAME

2022 Tennessee Titans				RECEIVING										
Date	Opp.	W/L	P/S	No	Yds	Avg	Lg	TD						
Sept 11	NYG	L	PS						Dec 4	@	Phi	L	PS	
Sept 19	@ Buf	L	PS						Dec 11		Jax	L	PS	
Sept 25	LV	W	PS						Dec 18	@	LAC	L	p	0
Oct 2	@ Ind	W	PS						Dec 24		Hou	L	PS	0
Oct 9	@ Was	W	PS						Dec 29		Dal	L	PS	-
Oct 23	Ind	W	p	1	3	3.0	3	0	Jan 7	@	Jax	L	PS	0
Oct 30	@ Hou	W	PS						Totals			7-10	2/0	1
Nov 6	@ KC	L	PS											3
Nov 13	Den	W	PS											3.0
Nov 17	@ GB	W	PS											3
Nov 27	Cin	L	PS											0

MASON KINSEY'S NFL STATISTICS

REGULAR SEASON		RECEIVING							RUSHING				
Year	Team	GP	GS	No	Yds	Avg	Lg	TD	Att	Yds	Avg	Lg	TD
2020	New England								Practice Squad				
2021	Tennessee	1	0	0	0	-	0	0	0	0	-	0	0
2022	Tennessee	2	0	1	3	3.0	3	0	0	0	-	0	0
NFL Totals		3	0	1	3	3.0	3	0	0	0	-	0	0

REGULAR SEASON		PUNT RETURNS						KICKOFF RETURNS				
Year	Team	No	FC	Yds	Avg	Lg	TD	No	Yds	Avg	Lg	TD
2020	New England							Practice Squad				
2021	Tennessee	2	3	0	0	0	0	0	0	-	0	0
NFL Totals		2	4	-	0.0	0	0	0	0	-	0	0

Single-Game Highs

Receptions - **1 vs. Indianapolis (10/23/22)**
 Receiving Yards - **3 vs. Indianapolis (10/23/22)**
 Long Reception - **3 vs. Indianapolis (10/23/22)**

Additional Statistics

Special Teams Fumble Recovery - **1 (2022)**



58 HAROLD LANDRY III

**OUTSIDE LINEBACKER • 6'2" • 252 LBS • COLLEGE: BOSTON COLLEGE
ACQUIRED: 2ND ROUND - 2018 • NFL EXPERIENCE (NFL/TITANS): 5/5
HOMETOWN: SPRING LAKE, N.C.
GAMES PLAYED/GAMES STARTED: 64/52 (PLAYOFFS: 5/5)**



PRO: The Titans traded up to select outside linebacker Harold Landry III with the 41st overall pick in the second round of the 2018 NFL Draft. From the start of his rookie season through 2021, Landry's 31 total sacks led the Titans. Other than Jevon Kearse (38.0), Landry produced the highest sack total by a Titans/Oilers player in his first four NFL seasons since individual sacks became an official NFL statistic in 1982. The Boston College product possesses a unique ability to bend the edge as a pass rusher and use his speed, athleticism and long arms to get to the quarterback. The 6-foot-2-inch, 252-pound defender signed a multi-year contract extension during the 2022 offseason and will be a key contributor to the Titans defense for years to come.

CAREER HIGHLIGHTS:

- In 2021, Landry was named to his first career Pro Bowl after ranking 10th in the NFL and leading the team with career-high 12 sacks. He also led the team with 14 tackles for loss and ranked second on the squad with a career-best 49 quarterback pressures.
- In 2021, Landry posted eight consecutive game with at least a half sack, the longest such streak of his career, joining Jevon Kearse (12 consecutive games from 1999 to 2000) as the franchise's only players to accomplish the feat since individual sacks became an official statistic in 1982.
- In 2020, Landry recorded 16 starts for the second consecutive season. He led the team with 5.5 sacks, a career-high 32 quarterback pressures and a career-high 10 tackles for loss.
- In 2019, Landry started all 16 games and led the team with a career-high nine sacks. He started all three postseason games in 2019 and tallied a team-best eight quarterback pressures.
- In 2018, made his NFL debut and appeared in 15 games on the season. His 4.5 sacks tied for third on the team and his 18 quarterback pressures tied for second.

TITANS TIDBITS:

- Landry could have entered the NFL Draft following his 16.5-sack junior season at Boston College. However, he chose to stay in school and received his degree in communications in December 2017.
- Landry enjoys traveling. One of his favorite getaways is Destin, Fla.
- He and his son, Greyson, share the same June 5 birthday.
- Landry's 26 career sacks at Boston College were exceeded in school history by only Mathias Kiwanuka (37.5 from 2002-05).
- In 2016, he set a Boston College record and led the nation with 16.5 sacks. His seven forced fumbles also ranked first nationally.

CAREER TRANSACTIONS:

- The Spring Lake, N.C., native was selected by the Titans in the second round (41st overall) of the 2018 NFL Draft.

SEASON RECAPS:

2022 (0/0): Placed on injured reserve on Sept. 2 after suffering an injury in the preseason and missed the entire season.

2021 (17/17, 1/1): Named to his first career Pro Bowl. Started all 17 games at outside linebacker and ranked 10th in the NFL and led the team with career-high 12 sacks. Led the team with 14 tackles for loss. Ranked second on the squad with a career-best 49 quarterback pressures and tied for second on the club with 75 tackles. Added a forced fumble. Started the postseason contest and registered six tackles, including 1.5 sacks, five quarterback pressures and a stop for loss. Led the team in tackles twice in 2021 (at SEA, at NYJ). Led or tied for the team lead in sacks seven times

in 2021 (vs. ARI, at NYJ, at JAX, vs. BUF, at IND, vs. JAX, vs. MIA). Led or tied for the team lead in quarterback pressures five times in 2021 (vs. ARI, vs. IND, at NYJ, vs. MIA, vs. CIN).

- Against Arizona (9/12), started at outside linebacker and collected three tackles, including a sack and team-best five quarterback pressures. Chased down Kyler Murray for a two-yard sack in the first quarter.
- At Seattle (9/19), started at outside linebacker and led the team with seven tackles to go along with a quarterback pressure.
- Against Indianapolis (9/26), started at outside linebacker in his 50th career game and tallied four tackles, including a half sack and a career-high and team-best 12 quarterback pressures. Combined with Ola Adeniyi to sack Carson Wentz for a 10-yard loss on third-and-10 late in the third quarter.
- At N.Y. Jets (10/3), started at outside linebacker and led the team with seven tackles, including a sack, a team-best five quarterback pressures and two more tackles for loss. Stuffed Michael Carter for a four-yard loss on a short pass in the first quarter. Shot through the line and stonewalled Carter for a two-yard loss on a rush off right guard in the second quarter. Halted a Jets' drive by sacking Zach Wilson for an eight-yard loss on third-and-six late in the second quarter.
- At Jacksonville (10/10), started at outside linebacker and compiled seven tackles, including a team-high two sacks with three quarterback pressures. Stuffed James Robinson for no gain on a third-and-goal rush from the one-yard line in the second quarter. Dropped Trevor Lawrence for a four-yard sack just before halftime. Ended a Jaguars' drive by sacking Lawrence for a 13-yard loss on third-and-one in the third quarter.
- Against Buffalo (10/18), tied career-highs with eight tackles and two sacks, to go along with another stop for loss and two quarterback pressures. Became Tennessee's first player since Kyle Vanden Bosch in 2005 with two or more sacks in consecutive games. Halted a Bills' drive by sacking Josh Allen for an eight-yard loss on third-and-10 in the first quarter. Dropped Allen for a three-yard sack in the second stanza. Teamed with Naquan Jones to stuff Josh Allen for no gain on a rush up the middle in the third quarter.
- Against Kansas City (10/24), started at outside linebacker and collected a sack for the fourth straight contest. Registered three quarterback pressures. Dropped Patrick Mahomes for an eight-yard sack in the fourth quarter. With 7.5 sacks, he tied William Fuller (1991) and Kyle Vanden Bosch (2005) for most sacks by a Titans player through a season's first seven games since individual sacks became an official statistic in 1982.
- At Indianapolis (10/31), started at outside linebacker and posted five tackles, including a sack in his fifth consecutive contest. Added four quarterback pressures and a forced fumble. Ended a Colts' drive by sacking Carson Wentz for a seven-yard loss on third-and-six in the second quarter. His 8.5 sacks in 2021 are the most by a Titans/Oiler player in the first eight games of a season since individual sacks became an official statistic in 1982. Tracked down a scrambling Carson Wentz and forced a fumble that was recovered by the Colts late in the second quarter.
- At L.A. Rams (11/7), tallied five tackles, including a half sack and four quarterback pressures. Teamed with Denico Autry to sack Matthew Stafford for a six-yard loss on third-and-six late in the third quarter.
- Against New Orleans (11/14), collected five tackles, including a sack and a quarterback pressure. Sacked Trevor Siemian for a three-yard loss late in the second quarter. Registered his eighth consecutive game with at least a half sack, which extended the longest such streak of his career, joining Jevon Kearse (12 consecutive games from 1999 to 2000) as the franchise's only players to accomplish the feat since individual sacks became an official statistic in 1982.
- Against Jacksonville (12/12), posted three tackles, including a sack and

two quarterback pressures in the shutout victory. Halted the Jaguars' opening drive by dropping Trevor Lawrence for an eight-yard sack on third-and-11 in the first quarter. With 11 sacks in 2021, became the first Titans player with 11 sacks in a season since Jason Babin had 12.5 sacks in his 2010 Pro Bowl campaign.

- Against Miami (1/2), notched three tackles, a sack and tied for the team lead with two quarterback pressures. Combined with Zach Cunningham to stuff Phillip Lindsay for no gain on a rush up the middle in the first stanza. Forced a long field goal attempt that was no good by dropping Tua Tagovailoa for an eight-yard sack in the third quarter.

- Against Cincinnati (1/22), started at outside linebacker and posted six tackles, including 1.5 sacks and a team-high-tying five quarterback pressures. With 4.5 career postseason sacks in five games, he became the organization's first player with at least four career postseason sacks since individual sacks became an official statistic in 1982. Sacked Joe Burrow for an eight-yard loss in the first quarter. Teamed with Kyle Peko to sack Burrow for a seven-yard loss in the fourth quarter.

2020 (16/16, 1/1): Started all 16 games at outside linebacker and led the team with 5.5 sacks, 32 quarterback pressures and 10 tackles for loss. Notched 69 tackles, an interception and five passes defended. Started the postseason contest at outside linebacker and led the team with 10 tackles, including a team-high two sacks and four quarterback pressures. Led or tied for the team lead in sacks six times in 2020 (vs. BUF, vs. CHI, at BAL, at IND, at HOU, vs. BAL). Led or tied for the team lead in quarterback pressures 11 times in 2020 (at DEN, vs. JAX, vs. BUF, vs. CHI, at BAL, at IND, vs. CLE, at JAX, vs. DET, at HOU, vs. BAL). Led the team in tackles once in 2020 (vs. BAL). Tied for the team lead in passes defended twice in 2020 (vs. JAX, at CIN).

- At Denver (9/14), started at outside linebacker and collected four tackles, including a stop for loss and a team-best three quarterback pressures. Stopped Jerry Jeudy for a two-yard loss on a short pass in the fourth quarter.

- Against Jacksonville (9/20), started at outside linebacker and posted five tackles, an interception, three quarterback pressures and two passes defended. Came off the edge and deflected a pass intended for Collin Johnson in the second quarter. Sealed the victory by intercepting a Gardner Minshew II pass that was deflected by Jeffrey Simmons with 47 seconds remaining in the game.

- Against Buffalo (10/13), started at outside linebacker and tallied three tackles, including a sack. Dipped through the middle and dropped Josh Allen for a 10-yard sack in the second quarter.

- Against Houston (10/18), started at outside linebacker and produced six tackles, including a half sack, a stop for loss and two quarterback pressures. Combined with DaQuan Jones to drop Deshaun Watson for a three-yard sack early in the first quarter. Shot through the line and dropped Duke Johnson for a two-yard loss on a rush up the middle early in the second quarter.

- Against Chicago (11/8), started at outside linebacker and tallied four tackles, including a sack, a team-best four quarterback pressures and a pass defended. Sacked Nick Foles for a nine-yard loss in the third quarter. Drew an intentional grounding call with a pass rush on Foles in the third quarter. Broke up a third-and-four pass intended for Darnell Mooney in the final quarter.

- Against Indianapolis (11/12), started at outside linebacker and collected five tackles, including a stop for loss. Stuffed Jonathan Taylor for no gain on a rush up the middle in the first stanza. Dropped Jordan Wilkins for a two-yard loss on a rush off right tackle in the fourth quarter.

- At Baltimore (11/22), started at outside linebacker and totaled seven tackles, including a sack and a quarterback pressure. Combined with Rashaan Evans to stuff Lamar Jackson for no gain on a rush early in the fourth quarter. Dropped Jackson for a nine-yard sack on the second play from scrimmage in overtime to help force a three-and-out, which preceded the Titans' game-winning drive.

- At Indianapolis (11/29), started at outside linebacker and recorded a sack and two quarterback pressures. Dropped Jacoby Brissett for a nine-yard sack late in the fourth quarter.

- At Green Bay (12/27), started at outside linebacker and tied a career-high with eight tackles, including a stop for loss. Stuffed Aaron Jones for a one-yard loss on a rush off right end in the third quarter.

- At Houston (1/3), started at outside linebacker and notched four tackles, including a sack and a team-best five quarterback pressures in the Titans' division-clinching victory. Forced the Texans to settle for a field goal by dropping Deshaun Watson for a seven-yard sack on third-and-10 in the second quarter.

- Against Baltimore (1/10), started at outside linebacker and led the team with 10 tackles, including a team-high two sacks and four quarterback pressures. His two sacks tied the franchise postseason record, as he became the fourth player in team annals to achieve the feat. Teamed with David Long Jr. to stop J.K. Dobbins for no gain on a rush off left tackle early in the second quarter. Sacked Lamar Jackson during the Ravens final drive of the first half. Dropped Jackson for a two-yard loss on a third-and-three rush up the middle in the third quarter. Sacked Jackson for no gain in the final stanza.

2019 (16/16, 3/3): Started all 16 games at outside linebacker and led the team with a career-high nine sacks. Ranked second on the squad with a career-best 28 quarterback pressures. Also notched a career-high 81 tackles, four stops for loss, an interception, a forced fumble and two fumble recoveries. Started all three postseason contests and recorded eight tackles, a sack, a team-best eight quarterback pressures, a stop for loss and a pass defended. Led or tied for the team lead in sacks eight times in 2019 (vs. IND, at ATL, vs. BUF, vs. TB, at CAR, vs. KC, vs. JAX, at IND). Led or tied for the team lead in quarterback pressures nine times in 2019 (vs. LAC, at CAR, vs. KC, vs. JAX, at IND, vs. HOU, at NE, at BAL, at KC).

- Against Indianapolis (9/15), started at outside linebacker and tallied six tackles, including a sack, a tackle for loss and a fumble recovery. Recovered a Jacoby Brissett fumble midway through the third quarter. Dropped Marlon Mack for no gain on a rush off left end in the final quarter. Ended a Colts' drive by sacking Brissett on third-and-five in the fourth quarter. Stonewalled Mack for a three-yard loss on a rush off left guard in the fourth stanza.

- At Atlanta (9/29), started at outside linebacker and registered five tackles, including a team-best and career-high two sacks. Sacked Matt Ryan for a six-yard loss in the third quarter. Ended a Falcons' drive by dropping Ryan for a nine-yard sack on fourth-and-one in the third stanza.

- Against Buffalo (10/6), started at outside linebacker and notched seven tackles, including a sack, a stop for loss and a quarterback pressure. Ended a Bills' drive by coming off the edge and sacking Josh Allen for a six-yard loss on third-and-four early in the third quarter. Teamed with Reggie Gilbert to stuff Frank Gore for a one-yard loss on a rush off left end late in the fourth quarter.

- Against L.A. Chargers (10/20), started at outside linebacker and posted three tackles, while tying for the team lead with four quarterback pressures. Teamed with Jeffery Simmons to stonewall Melvin Gordon for a one-yard loss on a rush off right tackle in the opening quarter.

- Against Tampa Bay (10/27), started at outside linebacker and tallied five tackles, including a sack, a forced fumble and a fumble recovery. Combined with Kevin Byard to stuff Ronald Jones for a two-yard loss on a rush up the middle in the first quarter. Came off the edge and sacked Jameis Winston while forcing a fumble that he recovered at the Buccaneers' 36-yard line in the final stanza.

- At Carolina (11/3), started at outside linebacker and produced seven tackles, a sack, an interception, two quarterback pressures and a stop for loss. Collected his first career interception by picking off a Kyle Allen pass that was initially tipped by Kenny Vaccaro on third-and-nine in the opening stanza. Dropped Kyle Allen for an eight-yard sack early in the second quarter. Stonewalled Kyle Allen for a two-yard loss on a bootleg run late in the game.

- Against Kansas City (11/10), started at outside linebacker and registered three tackles, including a sack and a team-high three quarterback pressures. Registered a sack in his third consecutive game. Came off the edge and sacked Patrick Mahomes for an eight-yard loss late in the second quarter.

- Against Jacksonville (11/24), started at outside linebacker and notched eight tackles, including a sack and a team-high three quarterback pressures. Knocked the Jaguars out of field goal range by dropping Nick Foles for an eight-yard sack on third-and-15 in the opening stanza. Recorded his fourth consecutive game with at least one sack.

- At Indianapolis (12/1), started at outside linebacker and posted seven tackles, a sack and a team-best four quarterback pressures. Combined with Austin Johnson to stuff Jonathan Williams for a two-yard loss on a rush off right end late in the first quarter. Dropped Jacoby Brissett for a two-yard sack early in the third quarter. Extended his streak of consecutive games with a sack to five. Stonewalled Jordan Wilkins for no gain on a rush off left end late in the third quarter.

- At Oakland (12/8), started at outside linebacker and amassed five tackles and two quarterback pressures. Dropped Jalen Richard for no gain on a rush off left tackle in the second stanza.

- At Houston (12/29), started at outside linebacker and recorded three

tackles and two quarterback pressures. Teamed with Kenny Vaccaro to stuff Taiwan Jones for no gain on a rush off right end in the third quarter.

- At New England (1/4), started at outside linebacker in his postseason debut and posted a tackle, a pass defended and a team-high three quarterback pressures. Halted a Patriots' drive by stuffing Elandon Roberts for no gain on a third-and-one rush in the second stanza. Broke up a pass intended for Mohamed Sanu Jr. late in the third quarter.
- At Baltimore (1/11), started at outside linebacker and recorded five tackles, including a sack, a stop for loss and three quarterback pressures. Ended a Ravens' drive by stuffing Lamar Jackson for no gain on a fourth-and-one quarterback sneak in the third quarter. Sacked Lamar Jackson for a one-yard loss on a scramble play late in the fourth quarter.

2018 (15/3): Played in 15 games (inactive at Miami 9/9) with three starts at outside linebacker as a rookie. Tied for third on the team with 4.5 sacks and tied for second on the squad with 18 quarterback pressures. Collected 46 tackles, two stops for loss, two passes defended and a forced fumble. Notched four special teams tackles on coverage units. Was inactive for the regular season opener. Led or tied for the team lead in sacks four times in 2018 (vs. PHI, at DAL, vs. WAS, vs. IND). Led or tied for the team lead in quarterback pressures three times in 2018 (at IND, at NYG, vs. IND). Tied for the team lead in special teams tackles once in 2018 (at BUF). Saw action in his first career NFL game against Houston (9/16/18). Registered his first career sack against Philadelphia (9/30/18). Made his first career start at N.Y. Giants (12/16/18).

- Against Houston (9/16), made his NFL debut as a reserve at outside linebacker and tallied a tackle and two quarterback pressures.
- At Jacksonville (9/23), played as a reserve at outside linebacker and posted three tackles and a quarterback pressure. Halted a Jaguars' drive by stonewalling T.J. Yeldon for no gain on a short pass on third-and-10 late in the second quarter.
- Against Philadelphia (9/30), played as a reserve at outside linebacker and notched four tackles, including a sack, a stop for loss, a forced fumble and a quarterback pressure. Dropped Jay Ajayi for a two-yard loss on a short pass in the first quarter. Came off the edge and strip-sacked Carson Wentz and the fumble was recovered by Derrick Morgan at the Eagles' 35-yard line early in the fourth quarter.
- At Dallas (11/5), played as a reserve at outside linebacker and posted four tackles, including a sack, a stop for loss and a quarterback pressure. Stuffed Ezekiel Elliott for a two-yard loss on a rush off left tackle in the first stanza. Halted a Cowboys' drive by dropping Dak Prescott for an eight-yard sack in the fourth quarter.
- At Houston (11/26), saw action as a reserve at outside linebacker and recorded a career-best six tackles, including a half sack. Teamed with Bennie Logan to drop Alfred Blue for a two-yard loss on a rush off right tackle late in the third quarter. Ended a Texans' drive by combining with Brian Orakpo to sack Deshaun Watson for an eight-yard loss on third-and-three late in the third quarter.
- Against N.Y. Jets (12/2), played as a reserve at outside linebacker and tied a career-high with six tackles.
- At N.Y. Giants (12/16), made his first career NFL start at outside linebacker and posted two tackles and a team-best nine quarterback pressures in the Titans' first shutout win since 2000. Stuffed Saquon Barkley for no gain on a rush up the middle in the second quarter.
- Against Washington (12/22), started at outside linebacker and totaled five tackles, including a sack. Came off the edge and dropped Josh Johnson for a 10-yard sack on third-and-nine in the fourth quarter.
- Against Indianapolis (12/30), started at outside linebacker and registered four tackles, including a sack and a quarterback pressure. Halted a Colts' drive by coming off the edge and dropping Andrew Luck for a seven-yard sack on third-and-three early in the fourth quarter.

COLLEGE:

- In 46 career games playing defensive end for Boston College, he totaled 160 tackles, 26 sacks, 47.5 tackles for loss, seven passes defended, 10 forced fumbles, one fumble recovery and one interception. His sack total and tackles for loss total ranked second in Eagles history.
- As a senior (2017), played and started eight games before a season-ending ankle injury ended his year. Finished second on the team with five sacks and totaled 38 tackles, 8.5 tackles for loss and two passes defended. Named third-team All-ACC and SBNation honorable mention All-American.
- As a junior (2016), played in all 13 games and recorded 12 starts. Set the school's single-season record with 16.5 sacks, which led the nation. Recorded seven forced fumbles, which also led the country, while his

22 tackles for loss ranked fifth nationally and ranked second all-time for the Eagles. His numerous honors included Walter Camp second-team All-America, AP second-team All-America, Phil Steele fourth-team All-America, second-team All-ACC (Atlantic Coast Sports Media Association and head coaches), AP and Phil Steele first-team All-ACC, the Division I Gold Helmet of the Year and the George "Bulger" Lowe awards.

- As a sophomore (2015), appeared in all 12 games with 11 starts, including the final nine games of the season. Recorded 60 tackles, 15.5 tackles for a loss, 4.5 sacks, three forced fumbles and one fumble recovery. Earned honorable mention All-ACC honors from the league's coaches. He was a member of a defense that was ranked first nationally in total defense (254.3 yards per game). In the ACC, tied for fourth in forced fumbles and tied for eighth in tackles for loss.
- As a freshman (2014), appeared in all 13 games and recorded 11 tackles and 1.5 tackles for a loss.
- Graduated from Boston College with a degree in communications in December 2017.

PERSONAL:

- He and his wife, Danielle, have two sons, Greyson and Ollie.
- At Pine Forest (Fayetteville, N.C.) High School, earned Semper Fi All-America honors as a senior in 2013. Also garnered Associated Press All-State and first-team All-Conference honors in 2013. Ranked seventh among all high school players in North Carolina by Rivals.com. Named the 2013 Mid-South Defensive Player of the Year. Finished the 2013 campaign with 96 tackles (78 solo), 15 tackles for a loss and 17 sacks.
- Tallied second-team All-Conference honors in 2012.
- List of favorites: (TV show) "Suits"; (movie) "Transformers"; (musicians) 21 Savage and Drake; (song on his pregame playlist) "Dreams and Nightmares" by Meek Mill; (meal) Honeycomb cereal; (dessert) vanilla ice cream; and (throwback jersey) Dwyane Wade's Marquette jersey.
- He is the son of Doreen and Harold Landry.
- Follow Landry on Twitter and Instagram at @haroldlandry.
- Born Harold Antonio Landry III on June 5, 1996 in Spring Lake, N.C.

HAROLD LANDRY III'S GAME-BY-GAME

2018 Tennessee Titans

Date	Opp	W/L	P/S	Tot Solo Asst	Sk - Yds	QBP	TFL	Int - Yds -TD	PD	FF	FR - Yds	SpT
Sept 9	@ Mia	L	IA									
Sept 16	Hou	W	p	1 0 1	0.0 0.0	2	0 0	0 0 0 0 0 0	0	0	0	0
Sept 23	@ Jax	W	p	3 2 1	0.0 0.0	1	0 0	0 0 0 0 0 0	0	0	0	0
Sept 30	Phi	W	p	4 3 1	1.0 5.0	1	1 0	0 0 0 0 1 0	0	0	0	0
Oct 7	@ Buf	L	p	2 1 1	0.0 0.0	1	0 0	0 0 0 0 0 0	0	0	0	1
Oct 14	Bal	L	p	2 1 1	0.0 0.0	0	0 0	0 0 0 1 0 0	0	0	0	0
Oct 21	@ LAC	L	p	2 0 2	0.0 0.0	0	0 0	0 0 0 0 0 0	0	0	0	1
Nov 5	@ Dal	W	p	4 2 2	1.0 8.0	1	1 0	0 0 0 0 0 0	0	0	0	0
Nov 11	NE	W	p	2 1 1	0.0 0.0	1	0 0	0 0 0 0 0 0	0	0	0	0
Nov 18	@ Ind	L	p	3 2 1	0.0 0.0	1	0 0	0 0 0 0 0 0	0	0	0	1
Nov 26	@ Hou	L	p	6 4 2	0.5 4.0	0	0 0	0 0 0 0 0 0	0	0	0	0
Dec 2	NYJ	W	p	6 3 3	0.0 0.0	0	0 0	0 0 0 0 0 0	0	0	0	0
Dec 6	Jax	W	p	0 0 0	0.0 0.0	0	0 0	0 0 1 0 0 0	0	0	0	1
Dec 16	@ NYG	W	S	2 1 1	0.0 0.0	9	0 0	0 0 0 0 0 0	0	0	0	0
Dec 22	Was	W	S	5 3 2	1.0 10.0	0	0 0	0 0 0 0 0 0	0	0	0	0
Dec 30	Ind	L	S	4 3 1	1.0 7.0	1	0 0	0 0 0 0 0 0	0	0	0	0
Totals			9-7 15/3	46 26 20	4.5 34.0	18	2 0	0 0 2 1 0 0	4			

2019 Tennessee Titans

Date	Opp	W/L	P/S	Tot Solo Asst	Sk - Yds	QBP	TFL	Int - Yds -TD	PD	FF	FR - Yds	SpT
Sept 8	@ Cle	W	S	5 3 2	0.0 0.0	1	0 0	0 0 0 0 0 0	0	0	0	0
Sept 15	Ind	L	S	6 4 2	1.0 0.0	1	1 0	0 0 0 0 0 1	0	0	0	0
Sept 19	@ Jax	L	S	4 2 2	0.0 0.0	0	1 0	0 0 0 0 0 0	0	0	0	0
Sept 29	@ Atl	W	S	5 3 2	2.0 15.0	0	0 0	0 0 0 0 0 0	0	0	0	0
Oct 6	Buf	L	S	7 6 1	1.0 6.0	1	1 0	0 0 0 0 0 0	0	0	0	0
Oct 13	@ Den	L	S	7 6 1	0.0 0.0	1	0 0	0 0 0 0 0 0	0	0	0	0
Oct 20	LAC	W	S	3 2 1	0.0 0.0	4	0 0	0 0 0 0 0 0	0	0	0	0
Oct 27	TB	W	S	5 4 1	1.0 6.0	0	0 0	0 0 0 0 1 1	0	0	0	0
Nov 3	@ Car	L	S	7 6 1	1.0 8.0	2	1 1	0 0 1 0 0 0	0	0	0	0
Nov 10	KC	W	S	3 2 1	1.0 8.0	3	0 0	0 0 0 0 0 0	0	0	0	0
Nov 24	Jax	W	S	8 6 2	1.0 8.0	3	0 0	0 0 0 0 0 0	0	0	0	0
Dec 1	@ Ind	W	S	7 3 4	1.0 2.0	4	0 0	0 0 0 0 0 0	0	0	0	0
Dec 8	@ Oak	W	S	5 4 1	0.0 0.0	2	0 0	0 0 0 0 0 0	0	0	0	0
Dec 15	Hou	L	S	4 3 1	0.0 0.0	3	0 0	0 0 0 0 0 0	0	0	0	0
Dec 22	NO	L	S	2 1 1	0.0 0.0	1	0 0	0 0 0 0 0 0	0	0	0	0
Dec 29	@ Hou	W	S	3 1 2	0.0 0.0	2	0 0	0 0 0 0 0 0	0	0	0	0
Totals			9-7 16/16	81 56 25	9.0 53.0	28	4 1	0 0 1 1 2 0	0			
Playoffs												
Jan 4	@ NE	W	S	1 1 0	0.0 0.0	3	0 0	0 0 0 0 0 0	0	0	0	0
Jan 11	@ Bal	W	S	5 4 1	1.0 1.0	3	1 0	0 0 0 0 0 0	0	0	0	0
Jan 19	@ KC	L	S	2 1 1	0.0 0.0	2	0 0	0 0 0 0 0 0	0	0	0	0
Totals			2-1 3/3	8 6 2	1.0 1.0	8	1 0	0 0 1 0 0 0	0			

2020 Tennessee Titans

Date	Opp	W/L	P/S	Tot Solo Asst	Sk - Yds	QBP	TFL	Int - Yds -TD	PD	FF	FR - Yds	SpT
Sept 14	@ Den	W	S	4 4 0	0.0 0.0	3	1 0	0 0 0 0 0 0	0	0	0	0
Sept 20	Jax	W	S	5 2 3	0.0 0.0	3	0 1	0 0 0 2 0 0	0	0	0	0
Sept 27	@ Min	W	S	5 3 2	0.0 0.0	3	0 0	0 0 0 0 1 0	0	0	0	0
Oct 13	Buf	W	S	3 3 0	1.0 10.0	1	1 0	0 0 0 0 0 0	0	0	0	0
Oct 18	Hou	W	S	6 5 1	0.5 1.5	2	1 0	0 0 0 0 0 0	0	0	0	0
Oct 25	Pit	L	S	3 3 0	0.0 0.0	1	1 0	0 0 0 0 0 0	0	0	0	0
Nov 1	@ Cin	L	S	5 3 2	0.0 0.0	0	0 0	0 0 0 0 1 0	0	0	0	0
Nov 8	Chi	W	S	4 3 1	1.0 9.0	4	1 0	0 0 0 0 1 0	0	0	0	0
Nov 12	Ind	L	S	5 4 1	0.0 0.0	0	1 0	0 0 0 0 0 0	0	0	0	0
Nov 22	@ Bal	W	S	7 4 3	1.0 9.0	1	1 0	0 0 0 0 0 0	0	0	0	0
Nov 29	@ Ind	W	S	1 1 0	1.0 9.0	2	1 0	0 0 0 0 0 0	0	0	0	0
Dec 6	Cle	L	S	3 2 1	0.0 0.0	1	0 0	0 0 0 0 0 0	0	0	0	0
Dec 13	@ Jax	W	S	2 2 0	0.0 0.0	3	0 0	0 0 0 0 0 0	0	0	0	0
Dec 20	Det	W	S	4 1 3	0.0 0.0	3	0 0	0 0 0 0 0 0	0	0	0	0
Dec 27	@ GB	L	S	8 3 5	0.0 0.0	0	1 0	0 0 0 0 0 0	0	0	0	0
Jan 3	@ Hou	W	S	4 3 1	1.0 7.0	5	1 0	0 0 0 0 0 0	0	0	0	0
Totals			11-5 16/16	69 46 23	5.5 45.5	32	10 1	0 0 5 0 0 0	0			
Playoffs												
Jan 10	Bal	L	S	10 8 2	2.0 0.0	4	1 0	0 0 0 0 0 0	0	0	0	0
Totals			0-1 1/1	10 8 2	2.0 0.0	4	1 0	0 0 0 0 0 0	0			
2021 Tennessee Titans												
Date	Opp	W/L	P/S	Tot Solo Asst	Sk - Yds	QBP	TFL	Int - Yds -TD	PD	FF	FR - Yds	SpT
Sept 12	Ari	L	S	3 3 0	1.0 2.0	5	1 0	0 0 0 0 0 0	0	0	0	0
Sept 19	@ Sea	W	S	7 4 3	0.0 0.0	1	0 0	0 0 0 0 0 0	0	0	0	0
Sept 26	Ind	W	S	4 1 3	0.5 5.0	12	0 0	0 0 0 0 0 0	0	0	0	0
Oct 3	@ NYJ	L	S	7 5 2	1.0 8.0	5	3 0	0 0 0 0 0 0	0	0	0	0
Oct 10	@ Jax	W	S	7 6 1	2.0 17.0	3	2 0	0 0 0 0 0 0	0	0	0	0
Oct 18	Buf	W	S	8 5 3	2.0 11.0	2	1 0	0 0 0 0 0 0	0	0	0	0
Oct 24	KC	W	S	1 1 0	1.0 8.0	3	1 0	0 0 0 0 0 0	0	0	0	0
Oct 31	@ Ind	W	S	5 4 1	1.0 7.0	4	1 0	0 0 0 0 0 1	0	0	0	0
Nov 7	@ LAR	W	S	5 3 2	0.5 3.0	4	0 0	0 0 0 0 0 0	0	0	0	0
Nov 14	NO	W	S	5 4 1	1.0 3.0	1	1 0	0 0 0 0 0 0	0	0	0	0
Nov 21	Hou	L	S	5 5 0	0.0 0.0	1	2 0	0 0 0 0 0 0	0	0	0	0
Nov 28	@ NE	L	S	3 2 1	0.0 0.0	0	0 0	0 0 0 0 0 0	0	0	0	0
Dec 12	Jax	W	S	3 2 1	1.0 8.0	2	1 0	0 0 0 0 0 0	0	0	0	0
Dec 19	@ Pit	L	S	2 2 0	0.0 0.0	1	0 0	0 0 0 0 0 0	0	0	0	0
Dec 23	SF	W	S	3 1 2	0.0 0.0	1	0 0	0 0 0 0 0 0	0	0	0	0
Jan 2	Mia	W	S	3 1 2	1.0 8.0	2	1 0	0 0 0 0 0 0	0	0	0	0
Jan 9	@ Hou	W	S	4 3 1	0.0 0.0	2	0 0	0 0 0 0 0 0	0	0	0	0
Totals			12-5 17/17	75 52 23	12.0 80.0	49	14 0	0 0 0 0 1 0	0			
Playoffs												
Jan 22	Cin	L	S	6 3 3	1.5 11.5	5	1 0	0 0 0 0 0 0	0	0	0	0
Totals			0-1 1/1	6 3 3	1.5 11.5	5	1 0	0 0 0 0 0 0	0			

HAROLD LANDRY III'S NFL STATISTICS

REGULAR SEASON				TACKLES							INTERCEPTIONS					FUMBLES			
Year	Team	GP	GS	Tot	Solo	Asst	Sk	Yds	QBP	TFL	No	Yds	Lg	TD	PD	FF	FR	Yds	SpT
2018	Tennessee	15	3	46	26	20	4.5	34.0	18	2	0	0	0	0	2	1	0	0	4
2019	Tennessee	16	16	81	56	25	9.0	53.0	28	4	1	0	0	0	1	1	2	0	0
2020	Tennessee	16	16	69	46	23	5.5	45.5	32	10	1	0	0	0	5	0	0	0	0
2021	Tennessee	17	17	75	52	23	12.0	80.0	49	14	0	0	0	0	0	1	0	0	0
2022	Tennessee	0	0	0	0	0	0.0	0.0	0	0	0	0	0	0	0	0	0	0	0
NFL Totals		64	52	271	180	91	31.0	212.5	127	30	2	0	0	0	8	3	2	0	4

PLAYOFFS				TACKLES							INTERCEPTIONS					FUMBLES			
Year	Team	GP	GS	Tot	Solo	Asst	Sk	Yds	QBP	TFL	No	Yds	Lg	TD	PD	FF	FR	Yds	SpT
2019	Tennessee	3	3	8	6	2	1.0	1.0	8	1	0	0	0	0	1	0	0	0	0
2020	Tennessee	1	1	10	8	2	2.0	0.0	4	1	0	0	0	0	0	0	0	0	0
2021	Tennessee	1	1	6	3	3	1.5	11.5	5	1	0	0	0	0	0	0	0	0	0
NFL Totals		5	5	24	17	7	4.5	12.5	17	3	0	0	0	0	1	0	0	0	0

Single-Game Highs

Tackles - 8 (Three times, last vs. Buffalo 10/18/21)
 Sacks - 2 (Three times, last vs. Buffalo 10/18/21)
 Quarterback Pressures - 12 vs. Indianapolis (9/26/21)
 Interceptions - 1 (Twice, last vs. Jacksonville 9/20/20)
 Forced Fumbles - 1 (Three times, last at Indianapolis 10/31/21)
 Fumble Recovery - 1 (Twice, last vs. Tampa Bay 10/27/19)
 Passes Defensed - 2 vs. Jacksonville (9/20/20)

Playoff Single-Game Highs

Tackles - 10 vs. Baltimore (1/10/21)
 Sacks - 2 vs. Baltimore (1/10/21)
 Quarterback Pressures - 5 vs. Cincinnati (1/22/22)
 Passes Defensed - 1 at New England (1/4/20)



62 COREY LEVIN

CENTER/GUARD • 6'4" • 307 LBS • COLLEGE: CHATTANOOGA
ACQUIRED: FREE AGENT - 2021 • NFL EXPERIENCE (NFL/TITANS): 4/4
HOMETOWN: DACULA, GA.
GAMES PLAYED/GAMES STARTED: 45/4 (PLAYOFFS: 1/0)



PRO: The Titans originally selected Corey Levin with the 34th pick of the sixth round (217th overall) of the 2017 NFL Draft. He re-joined the Titans in 2021 after being claimed off waivers from the N.Y. Jets. The 6-foot-4-inch, 307-pounder has the versatility to play along the offensive line at both guard and center. A native of Dacula, Ga., Levin has also spent time with the Denver Broncos, Chicago Bears and New England Patriots.

TITANS TIDBITS:

- Levin is the first member of his immediate family to graduate from college.
- A multi-sport athlete in high school, Levin also competed in baseball as a pitcher and third baseman.
- A four-year starter at Chattanooga, Levin first began playing football at age five.

CAREER TRANSACTIONS:

- The Dacula, Ga., native was selected by the Titans in the sixth round (217th overall) of the 2017 NFL Draft.
- Waived by the Titans on Aug. 31, 2019.
- Claimed off waivers by the Denver Broncos on Sept. 1, 2019.
- Waived by the Broncos on Sept. 14, 2019 and signed to the team's practice squad three days later.
- Signed by the Chicago Bears to their active roster from the Broncos' practice squad on Nov. 30, 2019.
- Released by the Bears on Sept. 9, 2020.
- Signed by the New England Patriots to their practice squad on Sept. 9, 2020.
- Released by the Patriots from their practice squad on Sept. 11, 2020.
- Signed by the N.Y. Jets as a free agent on April 8, 2021.
- Released by the Jets on Aug. 30, 2021.
- Claimed off waivers by the Titans on Sept. 1, 2021.
- Released by the Titans on Sept. 6, 2021 and signed to the team's practice squad two days later.
- Signed by the Titans to their active roster from the practice squad on Oct. 8, 2021.

SEASON RECAPS:

2022 (17/3 - Tennessee): Saw action in all 17 games while starting the final three contests at center.

- Against N.Y. Giants (9/11), saw action as a reserve on special teams.
- At Buffalo (9/19), saw significant action as a reserve at center in the second half.
- Against Las Vegas (9/25), played as a reserve on special teams.
- At Indianapolis (10/2), saw action as a reserve on special teams.
- At Washington (10/9), played as a reserve on special teams.
- Against Indianapolis (10/23), came in for one snap at center after Ben Jones left the game briefly with an injury. Played on special teams protection units.
- At Houston (10/30), played as a reserve on special teams.
- At Kansas City (11/6), played limited snaps as a reserve on special teams.
- Against Denver (11/13), saw limited action as a reserve on special teams.
- At Green Bay (11/17), played as a reserve on special teams and lined up as an extra offensive lineman for one snap.
- Against Cincinnati (11/27), saw limited snaps as a reserve as an extra tight end and on special teams.
- At Philadelphia (12/4), played as a reserve at center late in the fourth quarter.

- Against Jacksonville (12/11), saw limited action as a reserve on special teams.
- At L.A. Chargers (12/18), saw action as a reserve at right guard after Nate Davis left the game with an injury.
- Against Houston (12/24), started at center for the first time in his career and blocked for Derrick Henry to rush for 126 yards on 23 carries with a touchdown.
- Against Dallas (12/29), started at center.
- At Jacksonville (1/7), started at center and helped open holes for Derrick Henry to amass 109 rushing yards.

2021 (12/0, 1/0 - Tennessee): Saw action as a reserve in 12 games. Spent the first four weeks of the season on the team's practice squad. Dressed but did not play in one game. Played as a reserve in the postseason contest.

- At Jacksonville (10/10), entered the game at left guard in the third quarter after Rodger Saffold left the contest with an injury.
- Against Houston (11/21), saw limited action as a reserve on special teams and one snap as an extra tight end.
- At New England (11/28), played as a reserve at center for the final series.
- Against Cincinnati (1/22), made his postseason debut as a reserve on special teams.

2020 (0/0 - New England): Spent two days on the Patriots' practice squad.

2019 (0/0 - Denver; 0/0 - Chicago): Was inactive for the regular season opener with the Broncos and then spent the next 10 weeks on the team's practice squad. Signed by the Bears to their active roster from the Broncos' practice squad. Was inactive for three contests and did not play in the regular season finale for the Bears.

2018 (16/1 - Tennessee): Played in all 16 games with a start at left guard. Saw action in his first career NFL game at Miami (9/9/18). Made his first career NFL start at L.A. Chargers in London (10/21/18).

- At Miami (9/9), made his NFL debut as a reserve on special teams.
- At Jacksonville (9/23), saw action as a reserve for two snaps at left guard when Quinton Spain left the game briefly.
- Against Baltimore (10/14), entered the game as a reserve at left guard after Quinton Spain left the contest in the third quarter with an injury.
- At Los Angeles Chargers in London (10/21), made his first career NFL start at left guard and helped block for Titans' ball carriers to gain 164 yards on the ground.
- Against N.Y. Jets (12/2), entered the game at the start of the third quarter at center.
- Against Jacksonville (12/6), played limited snaps as a reserve at center.
- Against Washington (12/22), played limited snaps as an extra offensive lineman and on special teams.
- Against Indianapolis (12/30), entered the game late in the fourth quarter at left guard after Quinton Spain left the contest with an injury.

2017 (0/0, 0/0 - Tennessee): Did not play in two games and was inactive for 14 contests. Was inactive for both postseason games.

- Against Baltimore (11/5), suited up but did not play.
- Against Cincinnati (11/12), did not play.

COLLEGE:

- In four seasons at Chattanooga (2013-16), Levin appeared in 52 career games with 51 starts, 45 of which were consecutive. A three-year starter on the offensive line, Levin proved his versatility making starts at left guard

and at both left and right tackle. Three of Chattanooga's top five rushing totals in school history came with Levin starting on the offensive line, and he is one of only five three-time All-Americans in school history.

- As a senior (2016), started all 13 games with 12 coming at left guard and one at right tackle. Named first-team All-American by the American Football Coaches Association and earned second-team All-American honors from the Associated Press. Also named first team All-SoCon by the league's coaches and media for the second consecutive year.
- As a junior (2015), started all 13 games with seven starts at left tackle and six at left guard. Named first-team All-American by the AFCA and second-team All-American by the Associated Press. Earned the Jacobs Blocking Award for the second consecutive year and became the first player in Chattanooga history to win that honor twice.
- As a sophomore (2014), started all 14 games with three starts at left tackle and 11 at left guard. Earned the Jacobs Blocking Award given to the top offensive lineman in the Southern Conference and was the first Moc to win the award since 1983. Named first-team All-SoCon by the league's coaches and media and earned third-team All-American honors by Sports Network.
- As a redshirt freshman (2013), appeared in all 12 games with 11 starts at left tackle. Named to the Southern Conference All-Freshman Team as well as the College Sports Journal FCS National All-Freshman Second Team.
- As a freshman (2012), redshirted.
- Graduated from Chattanooga in December 2016 with a degree in exercise science.

PERSONAL:

- Attended Dacula (Ga.) High School where he was named team captain and made the Gwinnett County All-Star team.
- Son of Grant and Linda Levin.
- Has three older sisters, Jennifer, Heather and Tiffany.
- His late father, Grant, played golf at Florida International.
- List of favorites: (TV shows) "Shameless" and "True Detective: Season 1"; (movie) "Varsity Blues"; (musician) Travis Scott; (athlete as a child) Ed Reed; and (food) pizza.
- Follow Levin on Twitter and Instagram at @Coreylevin62.
- Born Corey Michael Levin on Aug. 12, 1994 in Dacula, Ga.

COREY LEVIN'S NFL STATISTICS

REGULAR SEASON

Year	Team	GP	GS
2017	Tennessee	0	0
2018	Tennessee	16	1
2019	DEN/CHI	0	0
2020	New England	Prac Squad	
2021	Tennessee	12	0
2022	Tennessee	17	3
NFL Totals		45	4

PLAYOFFS

Year	Team	GP	GS
2017	Tennessee	0	0
2021	Tennessee	1	0
NFL Totals		1	0

Starts Breakdown:

2018 - LG 1; **2022 - C 3**

Additional Career Statistics

Misc. Tackles - 1 (2018), **1 (2022)**



77 TAYLOR LEWAN

TACKLE • 6'7" • 309 LBS • COLLEGE: MICHIGAN
ACQUIRED: 1ST ROUND - 2014 • NFL EXPERIENCE (NFL/TITANS): 9/9
HOMETOWN: CAVE CREEK, ARIZ.
GAMES PLAYED/GAMES STARTED: 105/100 (PLAYOFFS: 6/6)



 **Pro Bowl: 2016, 2017, 2018**

PRO: With the 11th overall selection in the 2014 NFL Draft, the Titans selected former Michigan left tackle Taylor Lewan (pronounced leh-WAHN). The 6-foot-7-inch, 309-pound lineman is considered one of the top tackles in the NFL, evidenced by his Pro Bowl berths following the 2016, 2017 and 2018 campaigns. An outgoing personality off the field, he is tenacious and aggressive on it. At Michigan, he was a four-year starter, anchoring the line at left tackle for 48 career starts. Lewan became the first offensive tackle selected by the Titans/Oilers in the first round since tackle Brad Hopkins (13th overall) in 1993.

CAREER HIGHLIGHTS:

- From 2014 through 2021, Lewan totaled 98 career starts, which ranked ninth for the organization during its "Titans era" (since 1999). Among Titans offensive linemen, only Michael Roos (148), Benji Olson (139), David Stewart (116) and Brad Hopkins (101) had more starts than Lewan from 1999 through 2021.
- In 2021, Lewan returned from a season-ending injury in 2020 to start in 13 games. He helped the Titans finish fifth in the NFL in rushing (141.4 rushing yards per game), marking the fifth time during his career in Tennessee that the offense ranked in the top five in rushing.
- In 2019, Lewan helped open holes for Derrick Henry to lead the NFL with 1,540 rushing yards.
- In 2018, Lewan was selected to his third consecutive Pro Bowl after starting 15 games at left tackle.
- In 2017, Lewan was named to his second Pro Bowl after starting every game at left tackle for the second consecutive season. He became the team's first offensive lineman to make multiple Pro Bowls since center Kevin Mawae from 2008–2009.
- In 2016, Lewan was named to his first career Pro Bowl after starting all 16 games at left tackle and blocking for the NFL's third-ranked rushing attack which averaged 136.7 rush yards per game.
- Lewan was named the Big Ten Conference Offensive Lineman of the Year in 2012 and 2013.
- At the conclusion of the 2011 season, during which Lewan helped pave the way for a pair of 1,000-yard rushers (Denard Robinson and Fitzgerald Toussaint), the Wolverines scored an overtime victory over Virginia Tech in the Sugar Bowl.

TITANS TIDBITS:

- Lewan is the co-founder of the popular podcast Bussin' With The Boys with former teammate Will Compton. The two friends host guests on an old Monte Carlo Budweiser bus and discuss a wide range of football and non-football-related topics.
- Lewan owns a taxidermied beaver named Steve. The fedora-donning stuffed rodent, who was a gift from Lewan's wife, Taylin, makes appearances around the Titans locker room, often appearing at the locker of an unsuspecting rookie.
- Lewan chose to wear jersey number 77 at Michigan and then at the pro level because of the legacy of Wolverine tackles who have donned the number, including Jake Long and Jon Jansen.
- Lewan has a mustache tattooed on his right index finger and a stick figure tattooed on the outside edge of his right hand that he calls his "right-hand man."
- One of Lewan's close friends is former Carolina Panthers defensive end Craig Roh. The two played together as high school seniors and then went to Michigan at the same time.
- At the 2014 NFL Scouting Combine, Lewan ran the 40-yard dash in 4.87

seconds, beating all other offensive linemen in his class and clocking the fourth-fastest time among offensive linemen from 2010-14. He also ranked among the top offensive linemen at the 2014 combine in the broad jump (first at nine feet, nine inches), vertical jump (tied for third at 30.5 inches) and three-cone drill (fourth at 7.39 seconds).

- Lewan and his college roommates once owned a pig named Dr. Hamlet III.

CAREER TRANSACTIONS:

- A native of Cave Creek, Ariz., Lewan was selected by the Titans in the first round (11th overall) of the 2014 NFL Draft.

SEASON RECAPS:

2022 (2/2): Started the first two games left tackle. Placed on injured reserve on Sept. 24 and missed the final 15 contests.

- Against N.Y. Giants (9/11), started at left tackle and was a part of an offensive line that allowed just one sack for zero yards on 33 pass attempts.
- At Buffalo (9/19), made his 100th career regular season start at left tackle, but left the game after the first play from scrimmage with an injury.

2021 (13/13, 1/1): Started 13 games at left tackle and blocked for the NFL's fifth-ranked rushing attack. Was inactive for three contests and did not play in another game. Started the postseason contest at left tackle.

- Against Indianapolis (9/26), started at left tackle and blocked for Titans' rushers to gain 180 yards on the ground.
- At Jacksonville (10/10), started at left tackle and helped block for Derrick Henry to amass 130 yards on the ground with three rushing touchdowns.
- Against Buffalo (10/18), started at left tackle and was a part of an offensive front that did not allow a sack on 29 pass attempts. Helped open holes for Derrick Henry to amass 143 rushing yards and three scores on 23 carries. Left the game late in the second quarter with an injury.
- At New England (11/28), started at left tackle and opened holes for Titans ball carriers to amass 270 yards on the ground, including two 100-yard rushers.
- Against Jacksonville (12/12), started at left tackle in his 100th career regular season game.
- At Pittsburgh (12/19), started at left tackle and helped block for Titans' ball carriers to amass 201 rushing yards.
- Against Miami (1/2), started at left tackle and helped open holes for Titans' ball carriers to gain 198 yards on the ground with two rushing scores.
- At Houston (1/9), started at left tackle and helped block for an offense that registered 405 total yards while only allowing one sack on 32 pass attempts.
- Against Cincinnati (1/22), started at left tackle and helped open holes for Titans' rushers to amass 140 yards on the ground on 27 carries.

2020 (5/5, 0/0): Started the first five games of the season at left tackle. Placed on injured reserve on Oct. 19 and missed the final 11 regular season games and the postseason contest.

- At Denver (9/14), started at left tackle and was a part of an offensive front that allowed the Titans to amass 377 total yards. Member of a line that allowed just one sack on 43 pass attempts.
- Against Jacksonville (9/20), started at left tackle and helped the offense post 354 total yards.
- Against Buffalo (10/13), started at left tackle and was a part of an offensive line that blocked for Titans' rushers to gain 139 yards on the ground while not allowing a sack on 28 pass attempts.
- Against Houston (10/18), started at left tackle but left the game in the

third quarter with an injury. Helped the offense become the first unit in NFL history to have a passer reach 350 yards (364 by Ryan Tannehill) and a rusher reach 200 yards (212 by Derrick Henry) in a game.

2019 (12/12, 3/3): Started 12 games at left tackle and helped Derrick Henry lead the NFL with 1,540 rushing yards. Was suspended by the NFL for the first four games of the season. Started all three postseason contests at left tackle.

- Against Buffalo (10/6), returned to the lineup as a starter at left tackle.
- Against L.A. Chargers (10/20), started at left tackle and helped the offense amass 403 total yards.
- Against Kansas City (11/10), started at left tackle and helped open holes for Titans' rushers to gain 225 yards on the ground.
- Against Jacksonville (11/24), started at left tackle and blocked for Titans' ball carriers to gain 219 rushing yards.
- At Indianapolis (12/1), started at left tackle and helped open holes for Derrick Henry to collect 149 rushing yards on 26 carries.
- At Oakland (12/8), started at left tackle and was a part of an offensive front that blocked for Titans' ball carriers to gain 161 yards on the ground, while also not allowing a sack on 27 pass attempts.
- Against Houston (12/15), started at left tackle and was a member of an offensive line that opened holes for Titans' rushers to gain 163 yards on the ground.
- At Houston (12/29), started at left tackle and was a part of an offensive front that blocked for Derrick Henry to amass 211 yards on the ground and become the NFL's leading rusher in 2019.
- At New England (1/4), started at left tackle and was a member of an offensive front that opened holes for Derrick Henry to collect 182 yards on the ground.
- At Baltimore (1/11), started at left tackle and was a part of an offensive line that blocked for Derrick Henry to collect a franchise postseason record 195 rushing yards.

2018 (15/15): Named to his third consecutive Pro Bowl. Selected to the PFWA's All-AFC team. Started 15 games at left tackle. Was inactive for one contest against Houston (9/16/18).

- At Miami (9/9), started at left tackle and was a member of an offensive front that did not allow a sack on 38 pass attempts. Left the game in the third quarter with an injury.
- At Jacksonville (9/23), started at left tackle and was a part of an offensive front that opened holes for Titans' rushers to gain 150 yards on the ground.
- Against Philadelphia (9/30), started at left tackle and was a part of an offensive line that helped amass 397 total yards.
- At Buffalo (10/7), started at left tackle but left the game early in the second quarter with an injury.
- At Los Angeles Chargers in London (10/21), started at left tackle and helped block for Titans' ball carriers to gain 164 yards on the ground.
- At Dallas (11/5), started at left tackle and helped the Titans' offense accumulate 340 total yards.
- Against New England (11/11), started at left tackle and was a part of an offensive front that opened holes for Titans' rushers to gain 150 yards on the ground.
- Against Jacksonville (12/6), started at left tackle and helped open holes for Titans' ball carriers to gain 264 yards on the ground, including a franchise-best 238 rushing yards by Derrick Henry. Part of an offensive front that allowed just one sack for zero yards on 24 pass attempts.
- At N.Y. Giants (12/16), started at left tackle and helped block for Titans' rushers to amass 215 yards, including a 170-yard performance by Derrick Henry.
- Against Indianapolis (12/30), started at left tackle and was a member of an offensive front that did not allow a sack on 29 pass attempts.

2017 (16/16, 2/2): Named to his second consecutive Pro Bowl. Started all 16 games and both postseason contests at left tackle.

- Against Oakland (9/10), was a part of an offensive line that helped produce 350 total yards and allow just one sack on 41 pass attempts.
- At Jacksonville (9/17), opened holes for a rushing attack that amassed 179 yards on 36 carries (5.0 avg.). Member of a unit that allowed just one sack on 27 pass attempts.
- Against Seattle (9/24), helped block for Titans' ball carriers to collect 195 rushing yards on 35 carries (5.6 avg.). Member of an offensive front that did not allow a sack on 32 pass attempts.
- Against Indianapolis (10/16), was a member of an offensive front that helped produce 473 total yards and allow just one sack for one yard on 32 pass attempts.

- Against Baltimore (11/5), started at left tackle in his 50th career game.
- Against Cincinnati (11/12), helped open holes for Titans' rushers to gain 180 yards on the ground.
- Against Houston (12/3), helped open holes for Titans' ball carriers to gain 198 yards on 25 carries with two scores on the ground.
- At San Francisco (12/17), was a part of an offensive front that allowed just one sack on 33 pass attempts.
- Against Los Angeles Rams (12/24), was a member of an offensive line that allowed just one sack on 39 pass attempts.
- At Kansas City (1/6), started at left tackle in his first career postseason game and helped open holes for Titans' ball carriers to gain 202 rushing yards on 31 carries (6.5 avg.).

2016 (16/16): Named to the Pro Bowl. Started all 16 games at left tackle for the first time in his career and was a part of an offensive front that blocked for the NFL's third-ranked rushing attack which averaged 136.7 rush yards per game.

- At Detroit (9/18), blocked for an offense that amassed 363 total yards in a 16-15 comeback win.
- Against Oakland (9/25), was a part of an offensive line that helped produce 393 total yards and allow just one sack on 33 pass attempts.
- At Miami (10/9), was a member of an offensive front that opened holes for Titans' rushers to gain 235 yards on the ground and did not allow a sack on 29 pass attempts.
- Against Cleveland (10/16), blocked for an offense that compiled a season-high 407 total yards, including 137 rushing yards.
- Against Indianapolis (10/23), started at left tackle. Gave the Titans a 6-0 lead with his first career reception, a 10-yard touchdown, on a tackle eligible play with 9:14 left to play in the first quarter.
- Against Jacksonville (10/27), opened holes for Titans' ball carriers to accumulate 214 yards on the ground. Was a part of an offensive front that did not allow a sack in 23 pass attempts.
- At San Diego (11/6), was a part of an offensive line that did not allow a sack on 43 pass attempts.
- Against Green Bay (11/13), started at left tackle but was disqualified early in the first quarter for contacting an official.
- At Indianapolis (11/20), started at left tackle but left the game late in the fourth quarter with an injury.
- At Chicago (11/27), was a member of an offensive front that did not allow a sack on 23 pass attempts. Blocked for Titans' ball carriers to gain 149 yards on the ground.
- Against Denver (12/11), was a part of an offensive line that opened holes for Titans' rushers to amass 180 rushing yards on 42 carries in a 13-10 victory over the Broncos.
- At Kansas City (12/18), helped pave the way for Titans' ball carriers to gain 148 yards on the ground. Member of an offensive front that allowed just one sack for zero yards on 33 pass attempts.

2015 (15/15): Started 15 games at left tackle. Was inactive for the regular season finale.

- At Tampa Bay (9/13), started at left tackle and was a member of an offensive front that opened holes for Titans' rushers to gain 124 yards on the ground.
- At Cleveland (9/20), started at left tackle and helped block for Titans' ball carriers to amass 166 rushing yards on 30 carries.
- Against Indianapolis (9/27), started at left tackle and helped protect Marcus Mariota, allowing him to pass for 367 yards.
- At New Orleans (11/8), started at left tackle and was a member of an offensive line that did not allow a sack on 39 pass attempts and allowed Marcus Mariota to throw for 371 yards and four touchdowns.
- Against Jacksonville (12/6), started at left tackle and helped block for a Titans' offense that amassed 467 total yards.

2014 (11/6): Named to the Pro Football Writers of America All-Rookie team. Appeared in 11 games with six starts at left tackle during his rookie campaign. Was inactive for the final five games because of injury. Made his NFL debut at Kansas City (9/7/14). Made his first career NFL start at left tackle against Jacksonville (10/12/14).

- At Kansas City (9/7), made his NFL debut as a reserve on special teams. Lined up at left tackle late in the fourth quarter.
- Against Jacksonville (10/12), made his first career NFL start at left tackle.
- Against Pittsburgh (11/17), started at left tackle and was a part of an offensive front that did not allow a sack on 24 pass attempts.
- At Philadelphia (11/23), started at left tackle and left the game midway

through the fourth quarter with an injury.

COLLEGE:

- In four seasons at Michigan, Lewan appeared in 50 games with 48 starts at left tackle. He started the final 41 games of his career.
- As a senior (2013), started all 13 games at left tackle for the third consecutive season. Named first-team All-American by Sporting News, second-team All-American by Walter Camp, Associated Press, CBSSports.com and SI.com. Won the Hugh R. Rader Memorial Award for U-M's top offensive lineman and named Big Ten Rimington-Pace Offensive Lineman of the Year for second consecutive season. Added first-team All-Big Ten (coaches and media), Sporting News All-Big Ten, Athlon Sports All-Big Ten honors.
- As a junior (2012), started all 13 games at left tackle. Named first-team All-American by Walter Camp, Associated Press, ESPN.com and SI.com. Added Big Ten Rimington-Pace Offensive Lineman of the Year, first-team All-Big Ten (coaches and media), second-team CBSSports.com All-American, second-team Phil Steele Postseason All-American, first-team Phil Steele Postseason All-Big Ten, Hugh R. Rader Memorial Award. Against Massachusetts (9/15), scored a touchdown on a fumble recovery to become the first Michigan offensive lineman since 1948 (Bob Erben) to score a touchdown.
- As a sophomore (2011), started all 13 games at left tackle and helped the Wolverines to a Sugar Bowl title. Named second-team All-Big Ten by the league's coaches and honorable mention from the media.
- As a redshirt freshman (2010), appeared in 11 games and started nine contests at left tackle. Named second-team Freshman All-American by CollegeFootballNews.com.
- Graduated in December 2013 with a degree in general studies.

PERSONAL:

- Married to Taylin, the couple has two daughters, Wynne and Willow.
- Attended Chaparral (Scottsdale, Ariz.) High School for his senior year (2009) after spending three years at Cactus Shadows (Phoenix, Ariz.) High School. Played offensive line for the first time as a senior after previously lining up on the defensive line.
- As a senior, started every game and helped lead his team to the 2008 Class 4A-I State Championship Game.
- Senior honors included SuperPrep All-American; Under Armour All-American game participant; Frank Kush Award as the state of Arizona's top interior offensive lineman; Arizona Republic and East Valley Tribune first-team All-State; and Desert Sky first-team All-Region.
- Totaled 96 tackles and seven sacks as a defensive lineman, including 46 tackles and two sacks as a junior.
- List of favorites: (movies) "Animal House," "Wedding Crashers"; (TV show) "Scrubs"; (actor) Vince Vaughn; (music artist) Eric Church; (school subjects) history; (car) Ford; (favorite athlete as a child) John Elway; (video game) Super Smash Bros.; and (food) "Anything chicken."
- Follow Lewan on Twitter at @TaylorLewan77.
- Follow Lewan on Instagram at @taylorlewan.
- Born Taylor Curtis Lewan on July 22, 1991 in Loomis, Calif.

TAYLOR LEWAN'S NFL STATISTICS

REGULAR SEASON

Year	Team	GP	GS
2014	Tennessee	11	6
2015	Tennessee	15	15
2016	Tennessee	16	16
2017	Tennessee	16	16
2018	Tennessee	15	15
2019	Tennessee	12	12
2020	Tennessee	5	5
2021	Tennessee	13	13
2022	Tennessee	2	2
NFL Totals		105	100

PLAYOFFS

Year	Team	GP	GS
2017	Tennessee	2	2
2019	Tennessee	3	3
2021	Tennessee	1	1
NFL Totals		6	6

Starts Breakdown:

2014 - LT 6; 2015 - LT 15; 2016 - LT 16; 2017 - LT 16 (Playoffs - LT 2); 2018 - LT 15; 2019 - LT 12 (Playoffs - LT 3); 2020 - LT 5; 2021 - LT 13 (Playoffs - LT 1); **2022 - LT 2**

Additional Career Statistics

Misc. Tackles - 2 (2015), 3 (2016), 1 (2018), 1 (2019)

Fumble Recovery - 1 (2021)

Receptions - 10-yard touchdown vs. Indianapolis (10/23/16)



51 DAVID LONG JR.

LINEBACKER • 5'11" • 227 LBS • COLLEGE: WEST VIRGINIA
ACQUIRED: 6TH ROUND - 2019 • NFL EXPERIENCE (NFL/TITANS): 4/4
HOMETOWN: CINCINNATI, OHIO
GAMES PLAYED/GAMES STARTED: 50/26 (PLAYOFFS: 5/3)



PRO: The Titans selected David Long Jr. in the sixth round of the 2019 NFL Draft. After playing as a reserve and on special teams during his rookie season, he totaled 14 starts at inside linebacker over the following two campaigns, including starts in nine of the 10 games he played in 2021. The 5-foot-11-inch, 227-pound defender possesses tremendous speed for the position, displays grit and toughness, and has a knack for finding the ball carrier. At West Virginia, he was a three-year starter and amassed 252 career tackles, 14 sacks and 40 tackles for loss. The 2018 Big 12 Defensive Player of the Year led the Mountaineers in tackles during his final collegiate campaign.

CAREER HIGHLIGHTS:

- In 2021, Long was limited to 10 total games due to injuries but nevertheless set a career high with nine starts. He also established career bests in tackles (75), quarterback pressures (six), tackles for loss (four), interceptions (two) and passes defended (six). His average of 7.5 tackles per game led the team.
- In 2020, Long appeared in 14 games with a then-career-high five starts and tallied then-career-bests in tackles (50), quarterback pressures (one), tackles for loss (two), passes defended (two) and special teams tackles (four).
- As a rookie in 2019, Long appeared in 14 games during the regular season. He also played in all three playoff contests with one start.

TITANS TIDBITS:

- David's father, David Sr., is a former professional boxer who went 12-5-2 as a heavyweight. He once fought future world champ Deontay Wilder.
- During the offseason, Long still uses on-the-bell, three-minute-round boxing training to focus on his mental awareness. In 2018, Long Jr. went into the ring with headgear against his old man for the first time. They went for three 90-second rounds. "He busted up my lip, but it was fun," Long Jr. says. "He was really iffy that I knew how to throw my hands for real. It was just jabs, but it's grown-man strength."
- Long was a high school teammate of safety Mike Edwards, who was drafted by the Tampa Bay Buccaneers in the third round of the 2019 NFL Draft. In 2022, Long held his second annual youth football camp with Edwards in Cincinnati.
- When Long was seven years old, he was on the back of a bike being pedaled by his older brother when he was hit by a car driven by someone who was not paying attention. He was treated at the hospital with head and arm injuries.

CAREER TRANSACTIONS:

- The Cincinnati, Ohio, native was selected by the Titans in the sixth round (188th overall) of the 2019 NFL Draft.

SEASON RECAPS:

2022 (12/12): Started 12 games linebacker and finished second on the team with a career-best 86 tackles and career-high-tying two interceptions. Posted five quarterback pressures, a career-high seven tackles for loss and five passes defended. Placed on injured reserve on Dec. 10 and missed the final five contests. Led or tied for the team lead in tackles four times in 2022 (at IND, at WAS, at HOU, at GB). Led the team in passes defended once in 2022 (vs. IND).

- Against N.Y. Giants (9/11), posted eight tackles, including a stop for loss and two quarterback pressures. Combined with Jeffery Simmons to stuff Saquon Barkley for a one-yard loss on a rush off right tackle in the third quarter.

- At Buffalo (9/19), collected two tackles.
- Against Las Vegas (9/25), notched eight tackles. Teamed with Jeffery Simmons to stonewall Brandon Bolden for a two-yard loss on a screen pass late in the third stanza.
- At Indianapolis (10/2), tied for the team lead with seven tackles, including a stop for loss and a pass defended. Helped limit Jonathan Taylor to just 42 rushing yards on 20 carries in the victory. Combined with Jeffery Simmons to stuff Jonathan Taylor for a two-yard loss on a rush off right tackle early in the first quarter. Broke up a pass in the flat intended for Taylor in the first quarter. Teamed with Joe Schobert to stonewall Taylor for a two-yard loss on a rush up the middle late in the third quarter.
- At Washington (10/9), led the team with 12 tackles and recorded the game-clinching interception. Stuffed Antonio Gibson for no gain on a rush off right end late in the first quarter. Sealed the victory by diving in front of J.D. McKissic and intercepting a Carson Wentz pass on third-and-goal with less than 10 seconds remaining in the game.
- Against Indianapolis (10/23), registered eight tackles with an interception and another pass defended. Ended a Colts' drive by intercepting a Matt Ryan third-and-three pass intended for Michael Pittman in the second quarter. Batted down a pass intended for Jelani Woods in the third quarter.
- At Houston (10/30), led the team with eight tackles, including a career-best two tackles for loss. Teamed with Larrell Murchison to stop Dameon Pierce for a one-yard loss on a rush off left tackle in the second quarter. Stuffed Pierce for a seven-yard loss on a rush off left tackle in the third quarter.
- At Kansas City (11/6), finished second on the squad with 10 tackles with a quarterback pressure. Combined with Joshua Kalu to stuff Travis Kelce for no gain on a short pass late in the third quarter. Teamed with Kalu to stonewall Jerick McKinnon for no gain on a rush off left end in the final quarter.
- Against Denver (11/13), registered seven tackles with a quarterback pressure. Stuffed Latavius Murray for no gain on a rush off left guard in the third quarter. Teamed with Naquan Jones to stuff Chase Edmonds for a one-yard loss on a rush off left guard in the third stanza.
- At Green Bay (11/17), led the team with nine tackles, including a career-high three stops for loss with a quarterback pressure. Stuffed Aaron Jones for a one-yard loss on a rush up the middle in the opening quarter. Teamed with DeMarcus Walker to stonewall AJ Dillon for a two-yard loss on rush off left tackle in the first stanza. Stopped Jones for a one-yard loss on a rush up the middle in the first quarter. Halted a Packers' drive by stonewalling Jones for no gain on a rush up the middle on fourth-and-one late in the final stanza.
- Against Cincinnati (11/27), collected six tackles with a pass defended. Ended a Bengals' drive by stopping Hayden Hurst for no gain on a short pass on third-and-13 in the first quarter. Broke up a pass intended for Trent Taylor in the third stanza. Teamed with Jeffery Simmons to stuff Samaje Perine for no gain on a rush up the middle in the final stanza.
- At Philadelphia (12/4), played in his 50th career regular season contest and produced a tackle before leaving the game in the second quarter with an injury.

2021 (10/9, 1/1): Played in 10 games with nine starts at linebacker and tied for second on the team with a career-high 75 tackles. Registered six quarterback pressures, four tackles for loss, two interceptions and six passes defended. Was inactive for seven games. Started the postseason contest and collected eight tackles, including a sack, a quarterback pressure and a tackle for loss. Led or tied for the team lead in tackles five

times (vs. IND, at JAX, vs. BUF, vs. KC, at IND). Led or tied for the team lead in passes defended twice (vs. KC, at LAR). Registered his first career interception at L.A. Rams (11/7/21).

- Against Indianapolis (9/26), started at linebacker and tied for the team lead with eight tackles, including a stop for loss and two quarterback pressures. Stuffed Ashton Dulin for a seven-yard loss on a jet sweep in the second quarter.
- At Jacksonville (10/10), started at linebacker and led the team with 12 tackles, including a stop for loss. Stuffed James Robinson for no gain on a rush up the middle on the Jaguars first play from scrimmage. Dropped Robinson for a two-yard loss on a short pass in the opening quarter.
- Against Buffalo (10/18), started at linebacker and led the team with a career-high 14 tackles. Combined with Rashaan Evans to stuff Josh Allen for no gain on a goalline sneak late in the third quarter.
- Against Kansas City (10/24), started at linebacker and tied for the team lead with eight tackles while notching a team-high two passes defended. Stuffed Darrel Williams for a one-yard loss on a rush off left guard late in the first quarter. Deflected a Patrick Mahomes pass that was then intercepted by Rashaan Evans in the second quarter.
- At Indianapolis (10/31), started at linebacker and led the team with nine tackles, to go along with two quarterback pressures and a pass defended. Teamed with Eli Ankou to stuff Jonathan Taylor for no gain on a rush up the middle in the first quarter. Defended a pass intended for T.Y. Hilton in the fourth quarter.
- At L.A. Rams (11/7), started at linebacker and tallied six tackles, his first career interception, another pass defended and two quarterback pressures. Collected his first career interception after Matthew Stafford was pressured by Jeffery Simmons in the end zone, returning the pick six yards to the Rams' two-yard line in the second quarter. Tipped a pass intended for Tyler Higbee in the fourth quarter.
- Against Miami (1/2), returned to the lineup as a reserve at linebacker and notched four tackles with an interception. Intercepted a Tua Tagovailoa pass intended for Mike Gesicki in the fourth quarter.
- At Houston (1/9), started at linebacker and compiled five tackles. Teamed with Zach Cunningham to drop Rex Burkhead for a one-yard loss on a rush up the middle in the second stanza. Combined with Kyle Peko to stop Burkhead for a one-yard loss on a rush off right guard in the second quarter.
- Against Cincinnati (1/22), started at linebacker and posted eight tackles, including a sack and a quarterback pressure. Teamed with Denico Autry to stuff Joe Mixon for a three-yard loss on a rush off right end in the second quarter. Dropped Joe Burrow for a sack late in the second quarter.

2020 (14/5, 1/1): Played in 14 games with five starts at linebacker and registered 50 tackles, a quarterback pressure, two stops for loss and two passes defended. Notched four special teams stops and a forced fumble on coverage units. Was inactive for one contest and missed another contest while on the reserve/COVID-19 list. Started the postseason contest and posted five tackles and a quarterback pressure. Led or tied for the team lead in tackles three times in 2020 (vs. DET, at GB, at HOU). Tied for the team lead in special teams tackles once in 2020 (vs. IND). Made his first career NFL start against Cleveland (12/6/20).

- At Denver (9/14), played as a reserve at linebacker and collected three tackles, including a stop for loss. Stopped Melvin Gordon III for a two-yard loss on a rush off left end in the third quarter.
- Against Buffalo (10/13), saw action as a reserve at linebacker and tallied two tackles. Posted two special teams stops and a forced fumble on coverage units. Forced an Andre Roberts fumble on a kickoff return that was recovered by Kareem Orr late in the fourth quarter.
- Against Indianapolis (11/12), saw action as a reserve at linebacker and collected two tackles. Registered a special teams stop on coverage units.
- At Baltimore (11/22), missed the game while on reserve/COVID-19.
- At Indianapolis (11/29), returned to the lineup as a reserve at linebacker and recorded three tackles, a quarterback pressure and a pass defended. Broke up a pass intended for Trey Burton in the fourth quarter.
- Against Cleveland (12/6), made his first career regular season start at linebacker and tallied six tackles. Combined with Jeffery Simmons to stuff Nick Chubb for no gain on a rush off left guard in the first quarter. Teamed with Tuzar Skipper to stop Kareem Hunt for no gain on a rush off right tackle in the final stanza.
- At Jacksonville (12/13), started at linebacker and notched five tackles. Teamed with Larrell Murchison to stuff Devine Ozigbo for a two-yard loss on a short pass late in the fourth quarter.
- Against Detroit (12/20), started at linebacker and led the team with a career-high 12 tackles and a pass defended. Teamed with Kevin Byard

to stuff Adrian Peterson for a one-yard loss on a rush off left guard in the first quarter. Broke up a deep pass intended for Hunter Bryant in the third quarter.

- At Green Bay (12/27), started at linebacker and tied for the team lead with nine tackles, including a stop for loss. Set the edge and stuffed AJ Dillon for a three-yard loss on a rush off right end in the third quarter.
- At Houston (1/3), started at linebacker and led the team with eight tackles in the Titans' division-clinching victory. Combined with DaQuan Jones to stuff David Johnson for no gain on a short pass in the third stanza.
- Against Baltimore (1/10), started at linebacker and posted five tackles and a quarterback pressure. Teamed with Harold Landry III to stop J.K. Dobbins for no gain on a rush off left tackle early in the second quarter.

2019 (14/0, 3/1): Played in 14 games as a reserve during his rookie campaign and notched 15 tackles, two stops for loss, a pass defended, a forced fumble and two special teams tackles. Was inactive for two games. Saw action in all three postseason contests with a start at linebacker and collected 16 tackles, two stops for loss and a special teams tackle. Tied for the team lead in passes defended once (at HOU). Tied for the team lead in special teams tackles twice (vs. TB, at OAK). Appeared in his first career NFL contest against Indianapolis (9/15/19).

- Against Indianapolis (9/15), made his NFL debut as a reserve on special teams.
- Against L.A. Chargers (10/20), saw action as a reserve at linebacker and posted a tackle for loss. Shot through the line and stonewalled Melvin Gordon for a four-yard loss on a screen pass late in the first quarter.
- Against Kansas City (11/10), played as a reserve at linebacker and registered 11 tackles and a forced fumble. Forced a Damien Williams' fumble that was scooped up by Rashaan Evans and returned 53 yards for a touchdown in the second stanza.
- At Oakland (12/8), saw action as a reserve at linebacker and amassed two tackles, including a stop for loss. Tied for the team lead with a special teams tackle on coverage units. Stonewalled DeAndré Washington for a six-yard loss on a short pass in the fourth quarter.
- At Houston (12/29), played as a reserve on special teams and at linebacker late in the game. Recorded a tackle and a pass defended on defense. Broke up a pass intended for Jordan Akins late in the fourth quarter.
- At New England (1/4), made his postseason debut as a reserve at linebacker and posted five tackles.
- At Baltimore (1/11), made his first career start at linebacker and recorded eight tackles. Stuffed Gus Edwards for no gain on a rush off right guard in the first quarter. Halted a Ravens' drive by stonewalling Lamar Jackson for no gain on a fourth-and-one rush off right guard on the first play of the second quarter.
- At Kansas City (1/19), played as a reserve at linebacker and registered three tackles, including two stops for loss. Notched a special teams tackle on coverage units. Stuffed Damien Williams for two-yard losses on back-to-back rushing plays in the fourth quarter.

COLLEGE:

- During a three-year career at West Virginia, played in 34 games with 31 starts and totaled 252 tackles, 14 sacks and 40 career tackles for loss which tied for third place on West Virginia's all-time list. In his final campaign in 2018, tied for the single-season program record with 19 tackles for loss.
- As a junior (2018), started all 12 games at Will linebacker and named Big 12 Defensive Player of the Year by the coaches and the Associated Press. Garnered second-team All-America honors by the Associated Press and first-team All-Big 12 first-team accolades by the Associated Press. Led the team with 111 tackles, eight sacks and 19 tackles for loss. Finished with 10 or more tackles in six games.
- As a sophomore (2017), started nine games at Will linebacker after missing the first four games after sustaining preseason knee injury. Was the team's third-leading tackler with 76 stops, including four sacks, a team-best 16.5 tackles for loss, four passes defended and a fumble recovery. Selected All-Big 12 Conference first team by ESPN, All-Big 12 Conference second team by Athlon Sports and All-Big 12 Conference honorable mention by the Coaches. Also named WVU Defensive Player of the Year.
- As a redshirt freshman (2016), played in 13 games with 10 starts and notched 65 tackles, two sacks, 4.5 tackles for loss and a forced fumble.
- As a freshman (2015), redshirted.
- Graduated in December 2018 with a multidisciplinary studies degree from West Virginia.

PERSONAL:

- Attended Winton Woods (Cincinnati, Ohio) High School and finished his career with 283 career tackles, six sacks and six interceptions.
- Selected Associated Press All-Ohio Division II honorable mention and Associated Press Southwest All-District First Team Division II linebacker.
- As a senior, tallied 110 tackles, 16 tackles for loss and three sacks.
- As a junior, totaled 88 tackles, one interception and one fumble recovery.
- As a sophomore, registered 81 tackles, a sack, two fumble recoveries and an interception.
- List of favorites: (TV show) "All American"; (movies) "Remember the Titans"; (musician) Lil Wayne; (meal) pasta; (dessert) lemon cake; and (childhood sports team) LeBron James' teams - Cavaliers and Heat.
- Follow Long on Twitter at @David__Long.
- Follow Long on Instagram at @davidlongjr__.
- Born David Lamont Long Jr. on Oct. 12, 1996 in Cincinnati, Ohio.

DAVID LONG JR.'S GAME-BY-GAME

2019 Tennessee Titans

Date	Opp	W/L	P/S	Tot Solo Asst	Sk - Yds	QBP	TFL	Int- Yds -TD	PD	FF	FR - Yds	SpT
Sept 8	@ Cle	W	IA									
Sept 15	Ind	L	p	0 0 0	0.0 0.0	0	0	0 0 0	0	0	0	0
Sept 19	@ Jax	L	p	0 0 0	0.0 0.0	0	0	0 0 0	0	0	0	0
Sept 29	@ Atl	W	IA									
Oct 6	Buf	L	p	0 0 0	0.0 0.0	0	0	0 0 0	0	0	0	0
Oct 13	@ Den	L	p	0 0 0	0.0 0.0	0	0	0 0 0	0	0	0	0
Oct 20	LAC	W	p	1 1 0	0.0 0.0	0	1	0 0 0	0	0	0	0
Oct 27	TB	W	p	0 0 0	0.0 0.0	0	0	0 0 0	0	0	0	1
Nov 3	@ Car	L	p	0 0 0	0.0 0.0	0	0	0 0 0	0	0	0	0
Nov 10	KC	W	p	11 5 6	0.0 0.0	0	0	0 0 0	0	1	0	0
Nov 24	Jax	W	p	0 0 0	0.0 0.0	0	0	0 0 0	0	0	0	0
Dec 1	@ Ind	W	p	0 0 0	0.0 0.0	0	0	0 0 0	0	0	0	0
Dec 8	@ Oak	W	p	2 1 1	0.0 0.0	0	1	0 0 0	0	0	0	1
Dec 15	Hou	L	p	0 0 0	0.0 0.0	0	0	0 0 0	0	0	0	0
Dec 22	NO	L	p	0 0 0	0.0 0.0	0	0	0 0 0	0	0	0	0
Dec 29	@ Hou	W	p	1 1 0	0.0 0.0	0	0	0 0 1	0	0	0	0
Totals	9-7	14/0		15 8 7	0.0 0.0	0	2	0 0 0	1 1	0	0	2
Playoffs												
Jan 4	@ NE	W	p	5 4 1	0.0 0.0	0	0	0 0 0	0	0	0	0
Jan 11	@ Bal	W	S	8 5 3	0.0 0.0	0	0	0 0 0	0	0	0	0
Jan 19	@ KC	L	p	3 2 1	0.0 0.0	0	2	0 0 0	0	0	0	1
Totals	2-1	3/1		16 11 5	0.0 0.0	0	2	0 0 0	0 0	0	0	1

2020 Tennessee Titans

Date	Opp	W/L	P/S	Tot Solo Asst	Sk - Yds	QBP	TFL	Int- Yds -TD	PD	FF	FR - Yds	SpT
Sept 14	@ Den	W	p	3 2 1	0.0 0.0	0	1	0 0 0	0	0	0	0
Sept 20	Jax	W	p	0 0 0	0.0 0.0	0	0	0 0 0	0	0	0	0
Sept 27	@ Min	W	p	0 0 0	0.0 0.0	0	0	0 0 0	0	0	0	0
Oct 13	Buf	W	p	2 1 1	0.0 0.0	0	0	0 0 0	0	0	0	2
Oct 18	Hou	W	p	0 0 0	0.0 0.0	0	0	0 0 0	0	0	0	0
Oct 25	Pit	L	IA									
Nov 1	@ Cin	L	p	0 0 0	0.0 0.0	0	0	0 0 0	0	0	0	0
Nov 8	Chi	W	p	0 0 0	0.0 0.0	0	0	0 0 0	0	0	0	1
Nov 12	Ind	L	p	2 1 1	0.0 0.0	0	0	0 0 0	0	0	0	1
Nov 22	@ Bal	W	R/C									
Nov 29	@ Ind	W	p	3 2 1	0.0 0.0	1	0	0 0 0	1	0	0	0
Dec 6	Cle	L	S	6 3 3	0.0 0.0	0	0	0 0 0	0	0	0	0
Dec 13	@ Jax	W	S	5 2 3	0.0 0.0	0	0	0 0 0	0	0	0	0
Dec 20	Det	W	S	12 6 6	0.0 0.0	0	0	0 0 1	0	0	0	0
Dec 27	@ GB	L	S	9 8 1	0.0 0.0	0	1	0 0 0	0	0	0	0
Jan 3	@ Hou	W	S	8 3 5	0.0 0.0	0	0	0 0 0	0	0	0	0
Totals	11-5	14/5		50 28 22	0.0 0.0	1	2	0 0 0	2 0	0	0	4
Playoffs												
Jan 10	Bal	L	S	5 4 1	0.0 0.0	1	0	0 0 0	0	0	0	0
Totals	0-1	1/1		5 4 1	0.0 0.0	1	0	0 0 0	0 0	0	0	0

2021 Tennessee Titans

Date	Opp	W/L	P/S	Tot Solo Asst	Sk - Yds	QBP	TFL	Int- Yds -TD	PD	FF	FR - Yds	SpT
Sept 12	Ari	L	IA									
Sept 19	@ Sea	W	S	6 2 4	0.0 0.0	0	1	0 0 0	0	0	0	0
Sept 26	Ind	W	S	8 5 3	0.0 0.0	2	1	0 0 0	0	0	0	0
Oct 3	@ NYJ	L	S	3 2 1	0.0 0.0	0	0	0 0 0	0	0	0	0
Oct 10	@ Jax	W	S	12 10 2	0.0 0.0	0	1	0 0 0	0	0	0	0
Oct 18	Buf	W	S	14 9 5	0.0 0.0	0	0	0 0 0	0	0	0	0
Oct 24	KC	W	S	8 6 2	0.0 0.0	0	1	0 0 0	2	0	0	0
Oct 31	@ Ind	W	S	9 6 3	0.0 0.0	2	0	0 0 0	1	0	0	0
Nov 7	@ LAR	W	S	6 2 4	0.0 0.0	2	0	1 6 0	2	0	0	0
Nov 14	NO	W	IA									
Nov 21	Hou	L	IA									
Nov 28	@ NE	L	IA									
Dec 12	Jax	W	IA									
Dec 19	@ Pit	L	IA									
Dec 23	SF	W	IA									
Jan 2	Mia	W	p	4 2 2	0.0 0.0	0	0	1 0 0	1	0	0	0
Jan 9	@ Hou	W	S	5 2 3	0.0 0.0	0	0	0 0 0	0	0	0	0
Totals	12-5	10/9		75 46 29	0.0 0.0	6	4	2 6 0	6 0	0	0	0
Playoffs												
Jan 22	Cin	L	S	8 6 2	1.0 0.0	1	1	0 0 0	0	0	0	0
Totals	0-1	1/1		8 6 2	1.0 0.0	1	1	0 0 0	0 0	0	0	0

2022 Tennessee Titans

Date	Opp	W/L	P/S	Tot Solo Asst	Sk - Yds	QBP	TFL	Int- Yds -TD	PD	FF	FR - Yds	SpT
Sept 11	NYG	L	S	8 5 3	0.0 0.0	2	1	0 0 0	0	0	0	0
Sept 19	@ Buf	L	S	2 1 1	0.0 0.0	0	0	0 0 0	0	0	0	0
Sept 25	LV	W	S	8 4 4	0.0 0.0	0	0	0 0 0	0	0	0	0
Oct 2	@ Ind	W	S	7 4 3	0.0 0.0	0	1	0 0 0	1	0	0	0
Oct 9	@ Was	W	S	12 6 6	0.0 0.0	0	0	1 0 0	1	0	0	0
Oct 23	Ind	W	S	8 5 3	0.0 0.0	0	0	1 4 0	2	0	0	0
Oct 30	@ Hou	W	S	8 6 2	0.0 0.0	0	2	0 0 0	0	0	0	0
Nov 6	@ KC	L	S	10 6 4	0.0 0.0	1	0	0 0 0	0	0	0	0
Nov 13	Den	W	S	7 3 4	0.0 0.0	1	0	0 0 0	0	0	0	0
Nov 17	@ GB	W	S	9 6 3	0.0 0.0	1	3	0 0 0	0	0	0	0
Nov 27	Cin	L	S	6 5 1	0.0 0.0	0	0	0 0 0	0	1	0	0
Dec 4	@ Phi	L	S	1 1 0	0.0 0.0	0	0	0 0 0	0	0	0	0
Dec 11	Jax	L	IR									
Dec 18	@ LAC	L	IR									
Dec 24	Hou	L	IR									
Dec 29	Dal	L	IR									
Jan 7	@ Jax	L	IR									
Totals	7-10	12/12		86 52 34	0.0 0.0	5	7	2 4 0	5 0	0	0	0

DAVID LONG JR.'S NFL STATISTICS

REGULAR SEASON				TACKLES							INTERCEPTIONS					FUMBLES			
Year	Team	GP	GS	Tot	Solo	Asst	Sk	Yds	QBP	TFL	No	Yds	Lg	TD	PD	FF	FR	Yds	SpT
2019	Tennessee	14	0	15	8	7	0.0	0.0	0	2	0	0	0	0	1	1	0	0	2
2020	Tennessee	14	5	50	28	22	0.0	0.0	1	2	0	0	0	0	2	0	0	0	4
2021	Tennessee	10	9	75	46	29	0.0	0.0	6	4	2	6	6	0	6	0	0	0	0
2022	Tennessee	12	12	86	52	34	0.0	0.0	5	7	2	4	4	0	5	0	0	0	0
NFL Totals		50	26	226	134	92	0.0	0.0	12	15	4	10	6	0	14	1	0	0	6

PLAYOFFS				TACKLES							INTERCEPTIONS					FUMBLES			
Year	Team	GP	GS	Tot	Solo	Asst	Sk	Yds	QBP	TFL	No	Yds	Lg	TD	PD	FF	FR	Yds	SpT
2019	Tennessee	3	1	16	11	5	0.0	0.0	0	2	0	0	0	0	0	0	0	0	1
2020	Tennessee	1	1	5	4	1	0.0	0.0	1	0	0	0	0	0	0	0	0	0	0
2021	Tennessee	1	1	8	6	2	1.0	0.0	1	1	0	0	0	0	0	0	0	0	0
NFL Totals		5	3	29	21	8	1.0	0.0	2	3	0	0	0	0	0	0	0	0	1

Single-Game Highs

Tackles - 14 vs. Buffalo (10/18/21)
 Tackle For Loss - **3 at Green Bay (11/17/22)**
 Interceptions - **1 (Four times, last vs. Indianapolis 10/23/22)**
 Quarterback Pressures - **2 vs. N.Y. Giants (9/11/22)**
 Passes Defensed - **2 (Three times, last vs. Indianapolis 10/23/22)**
 Forced Fumbles - 1 vs. Kansas City (11/10/19)
 Special Teams Tackles - 2 vs. Buffalo (10/13/20)

Playoff Single-Game Highs

Tackles - 8 (Twice, last vs. Cincinnati 1/22/22)
 Tackle For Loss - 2 at Kansas City (1/19/20)
 Quarterback Pressures - 1 (Twice, last vs. Cincinnati 1/22/22)
 Special Teams Tackles - 1 at Kansas City (1/19/20)

Additional Statistics

Special Teams Forced Fumble - 1 (2020)



32 GREG MABIN

CORNERBACK • 6'2" • 200 LBS • COLLEGE: IOWA
ACQUIRED: FREE AGENT - 2021 • NFL EXPERIENCE (NFL/TITANS): 6/2
HOMETOWN: FORT LAUDERDALE, FLA.
GAMES PLAYED/GAMES STARTED: 45/7 (PLAYOFFS: 0/0)



PRO: The Titans originally signed veteran cornerback Greg Mabin to the practice squad during Week 3 of the 2020 season to bring experience to the secondary. The University of Iowa product was brought back to the Titans' active roster in Week 7 of 2021 season for the same reason. The 6-foot-2-inch, 200-pounder originally signed with the Tampa Bay Buccaneers as a rookie free agent following the 2017 NFL Draft and has also spent time with the Buffalo Bills, San Francisco 49ers, Cincinnati Bengals, Jacksonville Jaguars and Arizona Cardinals.

CAREER HIGHLIGHTS:

- In 2018, appeared in a career-high 13 games and made his first career start for the San Francisco 49ers. Totaled a career-best 11 tackles, one forced fumble and one fumble recovery on the season.

TITANS TIDBITS:

- Mabin initially accepted a scholarship to Iowa to play wide receiver. After his freshman season, Kirk Ferentz called Mabin into his office to propose a position change to cornerback. "He said my skillset would probably transition better for cornerback rather than a receiver," Mabin said.
- Mabin's father, Dr. Wesley Mabin, played cornerback at Nebraska from 1968-71 and played on two national championship teams in 1970 and 1971.
- Mabin's cousin, Jordan Mabin, played cornerback at Northwestern (2008-11) and went on to spend time with the Baltimore Ravens, Cleveland Browns, Atlanta Falcons and San Diego Chargers from 2012-15.
- Mabin's cousin, Dorin Dickerson, played tight end in the NFL from 2010-15, spending time with the Houston Texans, New England Patriots, Buffalo Bills, Detroit Lions, Pittsburgh Steelers as well as the Titans (2014-15).

CAREER TRANSACTIONS:

- The Fort Lauderdale, Fla., native was signed by the Tampa Bay Buccaneers as an undrafted free agent on May 5, 2017.
- Waived by the Buccaneers on May 8, 2017.
- Signed by the Buffalo Bills on June 1, 2017.
- Waived by the Bills on Sept. 12, 2017.
- Signed by the Bills to the team's practice squad on Sept. 14, 2017.
- Signed by the Bills to their active roster from the practice squad on Oct. 7, 2017.
- Waived by the Bills on Oct. 16, 2017.
- Signed by the San Francisco 49ers to the team's practice squad on Oct. 18, 2017.
- Signed by the 49ers to their active roster from the practice squad on Nov. 1, 2017.
- Waived by the 49ers on Oct. 30, 2018.
- Signed by the 49ers to the team's practice squad on Nov. 1, 2018.
- Signed by the 49ers to their active roster from the practice squad on Nov. 8, 2018.
- Waived injured by the 49ers on Aug. 16, 2019.
- Signed by the Cincinnati Bengals to the team's practice squad on Sept. 24, 2019.
- Signed by the Bengals to their active roster from the practice squad on Sept. 25, 2019.
- Waived by the Bengals on Oct. 7, 2019.
- Signed by the Bengals to the team's practice squad on Oct. 9, 2019.
- Signed by the Bengals to their active roster from the practice squad on Oct. 30, 2019.
- Waived by the Bengals on Sept. 5, 2020.

- Signed by the Titans to the team's practice squad on Sept. 21, 2020.
- Released by the Titans from their practice squad on Oct. 20, 2020.
- Signed by the Titans to the team's practice squad on Nov. 9, 2020.
- Signed by the Titans to their active roster from the team's practice squad on Nov. 21, 2020.
- Released by the Titans on Nov. 24, 2020.
- Claimed off waivers by the Jacksonville Jaguars on Nov. 25, 2020.
- Signed by the Titans as a free agent on May 6, 2021.
- Released by the Titans on Aug. 10, 2021.
- Signed by the Arizona Cardinals to their practice squad on Oct. 6, 2021.
- Signed by the Titans to their active roster from the Cardinals' practice squad on Oct. 20, 2021.
- Signed by the Titans as a free agent on May 9, 2022.
- Released by the Titans on Aug. 30, 2022.
- Signed by the Titans to the team's practice squad on Nov. 15, 2022.
- Activated from the practice squad to the active roster standard elevation on Nov. 17, 2022.
- Activated from the practice squad to the active roster standard elevation on Nov. 26, 2022.
- Signed by the Titans to the team's active roster off of the practice squad on Dec. 10, 2022.

SEASON RECAPS:

2022 (6/0 - Tennessee): Saw action as a reserve in six games and registered 13 tackles. Did not play in one contest and was on the team's practice for another game. Led the team in tackles once in 2022 (at LAC).

- At Green Bay (11/17), made his season debut as a reserve at cornerback.
- Against Cincinnati (11/27), saw limited snaps as a reserve on special teams.
- Against Jacksonville (12/11), saw action as a reserve at cornerback and posted two tackles.
- At L.A. Chargers (12/18), played significant snaps as a reserve at cornerback and led the team with nine tackles.
- Against Houston (12/24), saw action as a reserve at cornerback.
- Against Dallas (12/29), played as a reserve at cornerback and collected two tackles.
- At Jacksonville (1/7), dressed but did not play.

2021 (5/2, 0/0 - Tennessee): Saw action in five games with two starts at cornerback and registered 10 tackles and a pass defended. Was inactive for six games. Spent the postseason contest on the reserve/COVID-19 list. Signed by the Titans from the Arizona Cardinals' practice squad on Oct. 20. Tied for the team lead in passes defended once in 2021 (at PIT).

- Against Kansas City (10/24), started at cornerback in his Titans debut and collected three tackles.
- At Indianapolis (10/31), started at cornerback and posted five tackles.
- Against Jacksonville (12/12), returned to the lineup as a reserve at cornerback and posted two tackles in the shutout victory.
- At Pittsburgh (12/19), played as a reserve at cornerback and notched a pass defended. Ended the Steelers' opening drive by breaking up a deep ball intended for Chase Claypool down the right sideline in the first quarter.

2020 (0/0 - Tennessee; 5/4 - Jacksonville): Dressed in one game with the Titans but did not play. Acquired off waivers by the Jaguars on Nov. 25. Saw action in five games with four starts at cornerback for the Jaguars and collected 21 tackles and three passes defended.

- Against Chicago (12/27), registered a career-high 10 tackles.

2019 (9/0 - Cincinnati): Saw action in nine games for Cincinnati and totaled one tackle and one pass defended. Played in Weeks 4 and 9-16. Was inactive for one contest.

- At Cleveland (12/8), posted one tackle.

2018 (13/1 - San Francisco): Played in 13 games and made one start for San Francisco. Was inactive for two contests. Recorded 11 tackles, one pass defended, one forced fumble and one fumble recovery.

- At Los Angeles Chargers (9/30), notched a career-best four tackles and forced one fumble, the first of his career.
- Against Chicago (12/23), posted his first career fumble recovery.

2017 (1/0 - Buffalo; 6/0 San Francisco): Appeared in seven games as a rookie, including one for Buffalo and six for San Francisco. Saw action in the last six of eight games of the season for the 49ers. Totaled one tackle and one pass defended.

- At Cincinnati (10/8), made his NFL debut and had one pass defended while with the Buffalo Bills.
- At Los Angeles Rams (12/31), tallied one tackle.

COLLEGE:

- Played in 36 games with 35 starts over five seasons (2012-16) at Iowa. Totaled 144 tackles, 2.5 tackles for loss, 19 passes defended, three interceptions, two forced fumbles and two fumble recoveries.
- As a senior (2016), started nine games and recorded 37 tackles, three passes defended and one forced fumble. Earned honorable mention All-Big Ten recognition by the league's coaches. Awarded the defensive Coaches Appreciation Award.
- As a junior (2015), started all 14 games and totaled 54 tackles, 0.5 tackle for loss, two interceptions, one forced fumble and ranked second on the team with eight passes defended.
- As a sophomore (2014), played in all 13 games and made 12 starts. Amassed 53 tackles, 2.0 tackles for loss, one interception, five passes defended and two fumble recoveries.
- As a redshirt freshman (2013), did not see game action.
- Redshirted in 2012.
- Majored in health and human physiology at Iowa.

PERSONAL:

- Attended Calvary Christian Academy (Fla). where caught 52 passes for 877 yards and 15 touchdowns as a senior.

- Also lettered in basketball and track.
- Son of Dr. Wesley and Arlette Mabin.
- Follow Mabin on Twitter and Instagram @mrmaybach13.
- Born Gregory Mabin on June 25, 1994 in Fort Lauderdale, Fla.

GREG MABIN'S GAME-BY-GAME

2017 Buffalo Bills, San Francisco 49ers

Date	Opp	W/L	P/S	Tot Solo Asst	Sk - Yds	QBP	TFL	Int- Yds -TD	PD	FF	FR - Yds	SpT
Sept 17	@ Car	L	PS									
Sept 24	Den	W	PS									
Oct 1	@ Atl	W	PS									
Oct 8	@ Cin	L	p	0	0 0 0	0.0	0.0	0 0 0 0 0 0	1	0	0	0 0
Signed by San Francisco to the team's practice squad on Oct. 18, 2017												
Oct 22	Dal	L	PS									
Oct 29	@ Phi	L	PS									
Nov 5	Ari	L	p	0	0 0 0	0.0	0.0	0 0 0 0 0 0	0	0	0	0 0
Nov 12	NYG	W	p	0	0 0 0	0.0	0.0	0 0 0 0 0 0	0	0	0	0 1
Nov 26	Sea	L	p	0	0 0 0	0.0	0.0	0 0 0 0 0 0	0	0	0	0 0
Dec 3	@ Chi	W	p	0	0 0 0	0.0	0.0	0 0 0 0 0 0	0	0	0	0 0
Dec 10	@ Hou	W	p	0	0 0 0	0.0	0.0	0 0 0 0 0 0	0	0	0	0 0
Dec 17	Ten	W	IA									
Dec 24	Jax	W	IA									
Dec 31	@ LAR	W	p	1	0 1	0.0	0.0	0 0 0 0 0 0	0	0	0	0 0
Totals	8-6	7/0		1	0 1	0.0	0.0	0 0 0 0 0 0	0	0	0	0 1

2018 San Francisco 49ers

Date	Opp	W/L	P/S	Tot Solo Asst	Sk - Yds	QBP	TFL	Int- Yds -TD	PD	FF	FR - Yds	SpT
Sept 9	@ Min	L	p	0	0 0 0	0.0	0.0	0 0 0 0 0 0	0	0	0	0 0
Sept 16	Det	W	p	0	0 0 0	0.0	0.0	0 0 0 0 0 0	0	0	0	0 0
Sept 23	@ KC	L	IA									
Sept 30	@ LAC	L	p	4	3 1	0.0	0.0	0 0 0 0 0 1	0	0	0	0 0
Oct 7	Ari	L	p	2	1 1	0.0	0.0	0 0 0 0 1 0	0	0	0	0 0
Oct 15	@ GB	L	p	3	3 0	0.0	0.0	0 0 0 0 0 0	0	0	0	0 0
Oct 21	LAR	L	S	1	1 0	0.0	0.0	0 0 0 0 0 0	0	0	0	0 0
Oct 28	@ Ari	L	IA									
Nov 1	Oak	W	PS									
Nov 12	NYG	L	p	0	0 0 0	0.0	0.0	0 0 0 0 0 0	0	0	0	0 0
Nov 25	@ TB	L	p	0	0 0 0	0.0	0.0	0 0 0 0 0 0	0	0	0	0 1
Dec 2	@ Sea	L	p	0	0 0 0	0.0	0.0	0 0 0 0 0 0	0	0	0	0 0
Dec 9	Den	W	p	0	0 0 0	0.0	0.0	0 0 0 0 0 0	0	0	0	0 1
Dec 16	Sea	W	p	0	0 0 0	0.0	0.0	0 0 0 0 0 0	0	0	0	0 1
Dec 23	Chi	L	p	0	0 0 0	0.0	0.0	0 0 0 0 0 1	2	0	0	0 0
Dec 30	@ LAR	L	p	1	1 0	0.0	0.0	0 0 0 0 0 0	0	0	0	0 0
Totals	4-12	13/1		11	9 2	0.0	0.0	0 0 0 0 0 1	1	1	1	2 3

2019 Cincinnati Bengals

Date	Opp	W/L	P/S	Tot Solo Asst	Sk - Yds	QBP	TFL	Int- Yds -TD	PD	FF	FR - Yds	SpT
Sept 30	@ Pit	L	p	0	0 0 0	0.0	0.0	0 0 0 0 0 0	0	0	0	0 0
Oct 6	Ari	L	IA									
Oct 13	@ Bal	L	PS									
Oct 20	Jax	L	PS									
Oct 27	@ LAR	L	PS									
Nov 10	Bal	L	p	0	0 0 0	0.0	0.0	0 0 0 0 0 0	0	0	0	0 0
Nov 17	@ Oak	L	p	0	0 0 0	0.0	0.0	0 0 0 0 0 0	0	0	0	0 0
Nov 24	Pit	L	p	0	0 0 0	0.0	0.0	0 0 0 0 0 0	0	0	0	0 0
Dec 1	NYJ	W	p	0	0 0 0	0.0	0.0	0 0 0 0 0 0	0	0	0	0 0
Dec 8	@ Cle	L	p	1	1 0	0.0	0.0	0 0 0 0 0 0	0	0	0	0 0
Dec 15	NE	L	p	0	0 0 0	0.0	0.0	0 0 0 0 0 0	0	0	0	0 0
Dec 22	@ Mia	L	p	0	0 0 0	0.0	0.0	0 0 0 0 1 0	0	0	0	0 1
Dec 29	Cle	W	p	0	0 0 0	0.0	0.0	0 0 0 0 0 0	0	0	0	0 0
Totals	2-11	9/0		1	1 0	0.0	0.0	0 0 0 0 0 1	0	0	0	0 1

2020 Tennessee Titans

Date	Opp	W/L	P/S	Tot Solo Asst	Sk - Yds	QBP	TFL	Int- Yds -TD	PD	FF	FR - Yds	SpT
Nov 22	@ Bal	W	DNP									
Totals	1-0	0/0		0	0 0	0.0	0.0	0 0 0 0 0 0	0	0	0	0 0

2020 Jacksonville Jaguars

Date	Opp	W/L	P/S	Tot Solo Asst	Sk - Yds	QBP	TFL	Int- Yds -TD	PD	FF	FR - Yds	SpT
Dec 6	@ Min	L	S	3	3 0	0.0	0.0	0 0 0 0 0 1	0	0	0	0 0
Dec 13	Ten	L	p	3	2 1	0.0	0.0	0 0 0 0 0 1	0	0	0	0 0
Dec 20	@ Bal	L	S	2	2 0	0.0	0.0	0 0 0 0 0 1	0	0	0	0 0
Dec 27	Chi	L	S	10	10 0	0.0	0.0	0 0 0 0 0 0	0	0	0	0 0
Jan 3	@ Ind	L	S	3	3 0	0.0	0.0	0 0 0 0 0 0	0	0	0	0 0
Totals	0-5	5/4		21	20 1	0.0	0.0	0 0 0 0 0 3	0	0	0	0 0

2021 Tennessee Titans

Date	Opp	W/L	P/S	Tot Solo Asst	Sk - Yds	QBP	TFL	Int- Yds -TD	PD	FF	FR - Yds	SpT
Oct 24	KC	W	S	3	3 0	0.0	0.0	0 0 0 0 0 0	0	0	0	0 0
Oct 31	@ Ind	W	S	5	4 1	0.0	0.0	0 0 0 0 0 0	0	0	0	0 0
Nov 7	@ LAR	W	IA									
Nov 14	NO	W	IA									
Nov 21	Hou	L	IA									
Nov 28	@ NE	L	IA									
Dec 12	Jax	W	p	2	2 0	0.0	0.0	0 0 0 0 0 0	0	0	0	0 0
Dec 19	@ Pit	L	p	0	0 0 0	0.0	0.0	0 0 0 0 0 1	0	0	0	0 0
Dec 23	SF	W	p	0	0 0 0	0.0	0.0	0 0 0 0 0 0	0	0	0	0 0
Jan 2	Mia	W	IA									
Jan 9	@ Hou	W	IA									
Totals	8-3	5/2		10	9 1	0.0	0.0	0 0 0 0 0 1	0	0	0	0 0

Playoffs

Jan 22	Cin	L	R/C									
Totals	0-1	0/0		0	0 0	0.0	0.0	0 0 0 0 0 0	0	0	0	0 0

2022 Tennessee Titans

Date	Opp	W/L	P/S	Tot Solo Asst	Sk - Yds	QBP	TFL	Int- Yds -TD	PD	FF	FR - Yds	SpT
Nov 17	@ GB	W	p	0	0 0 0	0.0	0.0	0 0 0 0 0 0	0	0	0	0 0
Nov 27	Cin	L	p	0	0 0 0	0.0	0.0	0 0 0 0 0 0	0	0	0	0 0
Dec 4	@ Phi	L	PS									
Dec 11	Jax	L	p	2	1 1	0.0	0.0	0 0 0 0 0 0	0	0	0	0 0
Dec 18	@ LAC	L	p	9	7 2	0.0	0.0	0 0 0 0 0 0	0	0	0	0 0
Dec 24	Hou	L	p	0	0 0 0	0.0	0.0	0 0 0 0 0 0	0	0	0	0 0
Dec 29	Dal	L	p	2	2 0	0.0	0.0	0 0 0 0 0 0	0	0	0	0 0
Jan 7	@ Jax	L	DNP									
Totals	1-7	6/0		13	10 3	0.0	0.0	0 0 0 0 0 0	0	0	0	0 0

GREG MABIN'S NFL STATISTICS

REGULAR SEASON				TACKLES							INTERCEPTIONS					FUMBLES			
Year	Team	GP	GS	Tot	Solo	Asst	Sk	Yds	QBP	TFL	No	Yds	Lg	TD	PD	FF	FR	Yds	SpT
2017	BUF/SF	7	0	1	1	0	0.0	0.0	0	0	0	0	0	0	1	0	0	0	1
2018	San Francisco	13	1	11	9	2	0.0	0.0	0	0	0	0	0	0	1	1	1	2	3
2019	Cincinnati	9	0	1	1	0	0.0	0.0	0	0	0	0	0	0	1	0	0	0	1
2020	TEN/JAX	5	4	21	20	1	0.0	0.0	0	0	0	0	0	0	3	0	0	0	0
2021	Tennessee	5	2	10	9	1	0.0	0.0	0	0	0	0	0	0	1	0	0	0	0
2022	Tennessee	6	0	13	10	3	0.0	0.0	0	0	0	0	0	0	0	0	0	0	0
NFL Totals		45	7	57	50	7	0.0	0.0	0	0	0	0	0	0	7	1	1	2	5

PLAYOFFS				TACKLES							INTERCEPTIONS					FUMBLES			
Year	Team	GP	GS	Tot	Solo	Asst	Sk	Yds	QBP	TFL	No	Yds	Lg	TD	PD	FF	FR	Yds	SpT
2021	Tennessee	0	0	0	0	0	0.0	0.0	0	0	0	0	0	0	0	0	0	0	0
NFL Totals		0	0	0	0	0	0.0	0.0	0	0	0	0	0	0	0	0	0	0	0

Single-Game Highs

Tackles - 10 vs. Chicago (12/27/20)

Special Teams Tackles - 1 (Five times, last at Miami 12/22/19)

Passes Defensed - 1 (Seven times, last at Pittsburgh 12/19/21)

Forced Fumble - 1 at Los Angeles Chargers (9/30/18)

Fumble Recovery - 1 against Chicago (12/23/18)



21 ROGER McCREARY

CORNERBACK • 5'11" • 190 LBS • COLLEGE: AUBURN
ACQUIRED: 2ND ROUND - 2022 • NFL EXPERIENCE: ROOKIE
HOMETOWN: MOBILE, ALA.
GAMES PLAYED/GAMES STARTED: 17/17 (PLAYOFFS: 0/0)



PRO: The Titans selected Roger McCreary in the second round (35th overall) of the 2022 NFL Draft. The 5-foot-11-inch, 190-pounder is a physical, athletic cornerback that is known for always being around the ball. The Mobile, Ala., native was a two-year starter at Auburn and notched an impressive 22 passes defended, including four interceptions, during his final two collegiate campaigns.

CAREER HIGHLIGHTS:

- In 2021, McCreary amassed a career-best 49 tackles and led Auburn with a career-high 16 passes defended.
- In 2020, McCreary posted career-highs with three interceptions and seven tackles for loss as a junior with the Tigers.

TITANS TIDBITS:

- McCreary's pregame ritual is eating two plates of baked beans with sugar the night before a game. The tradition started when he got to Auburn and he says Bush's baked beans are his favorite.
- His uncle, Angelo James, was a defensive back for the Philadelphia Eagles.

CAREER TRANSACTIONS:

- The Mobile, Ala., native was selected by the Titans in the second round (35th overall) of the 2022 NFL Draft.

SEASON RECAPS:

2022 (17/17): Started all 17 games at cornerback as a rookie and ranked third on the team with 85 tackles. Finished second on the squad with eight passes defended. Registered an interception, two stops for loss and a quarterback pressure. Led or tied for the team lead in tackles three times in 2022 (at BUF, vs. LV, at IND). Led or tied for the team lead in passes defended three times in 2022 (vs. LV, at LAC, at JAX).

- Against N.Y. Giants (9/11), made his NFL debut as a starter at cornerback and posted two tackles.
- At Buffalo (9/19), started at cornerback and led the team with a career-best 11 tackles. Stuffed Zach Moss for no gain on a rush off right end in the opening stanza.
- Against Las Vegas (9/25), started at cornerback and led the team with 10 tackles to go along with his first career pass defended. Defended a pass intended for Keelan Cole in the end zone on third-and-10 late in the fourth quarter.
- At Indianapolis (10/2), tied for the team lead with seven tackles, including a stop for loss. Teamed with Kevin Byard to stop Parris Campbell for a two-yard loss on a short pass in the third quarter. Stuffed Nyheim Hines for a three-yard loss on a short pass in the final stanza.
- At Washington (10/9), recorded two tackles and a quarterback pressure.
- Against Indianapolis (10/23), registered five tackles and a pass defended. Broke up a pass intended for Alec Pierce in the second quarter.
- At Houston (10/30), finished second on the team with six tackles.
- At Kansas City (11/6), produced eight tackles and collected his first career interception. Teamed with Jeffery Simmons to stuff Clyde Edwards-Helaire for no gain on a rush off right tackle late in the first quarter. Notched his first career interception by picking off a Patrick Mahomes pass intended for Travis Kelce in the third quarter.
- Against Denver (11/13), posted five tackles. Combined with Monty Rice to stonewall Melvin Gordon for one-yard loss on a rush off right tackle in the first quarter. Stopped Latavius Murray for no gain on a short pass in the second stanza.
- At Green Bay (11/17), registered six tackles, including a stop for loss. Combined with Sam Okuayinonu to stuff Aaron Jones for a four-yard loss

on a rush off right end in the third quarter.

- Against Cincinnati (11/27), collected two tackles with a pass defended. Halted a Bengals' drive by breaking up a third-and-six pass intended for Hayden Hurst in the second stanza.
- At Philadelphia (12/4), produced four tackles.
- Against Jacksonville (12/11), posted five tackles.
- At L.A. Chargers (12/18), recorded three tackles and a team-high two passes defended. Ended a potential Chargers' scoring drive by catching a Justin Herbert pass and lateraling it to Joshua Kalu before landing out of bounds which resulted in an interception in the end zone right before halftime. Forced a Chargers' punt by breaking up a third-and-eight pass intended for Mike Williams in the third quarter.
- Against Houston (12/24), notched five tackles.
- Against Dallas (12/29), collected three tackles with a pass defended. Stuffed CeeDee Lamb for no gain on a short pass in the first quarter. Broke up a deep pass intended for Lamb in the final stanza.
- At Jacksonville (1/7), totaled a tackle and a pass defended. Forced the Jaguars to settle for a field goal by breaking up a third-and-three pass intended for Christian Kirk in the end zone on the first play of the fourth quarter.

COLLEGE:

- During four seasons at Auburn, McCreary appeared in 43 games with 23 starts and posted 135 tackles, five interceptions, 35 passes defended, 10 stops for loss, a forced fumble and two fumble recoveries.

AS A SENIOR (2021), started 12 games at cornerback and collected 49 tackles, an interception, a sack, two stops for loss and a team-best 16 passes defended. Named a first-team All-America by The Athletic, Associated Press, ESPN and Reese's Senior Bowl. Was a Bednarik Award semifinalist.

- Against Alabama State (9/11), registered seven tackles and a 35-yard interception return for a score. Named SEC Defensive Player of the Week.
- At Penn State (9/18), collected four tackles and an interception.
- At Arkansas (10/16), notched five tackles and three passes defended.
- Against Alabama (11/27), posted seven tackles and a team-best four passes defended.

AS A JUNIOR (2020), started 10 games at cornerback and amassed 45 tackles, three interceptions, seven stops for loss, six passes defended and a forced fumble. Named SEC Academic Honor Roll.

- Against Kentucky (9/26), notched four tackle, an interception and a forced fumble.
- At Georgia (10/3), posted two tackles and two passes defended.
- At Ole Miss (10/24), registered an interception and thwarted a fake field goal attempt with a tackle for loss.
- At Mississippi State (12/1), recorded four tackles, an interception and two passes defended.

AS A SOPHOMORE (2019), played in 13 games with a start at cornerback and posted 36 tackles, an interception, 12 passes defended, a stop for loss and a fumble recovery.

- Against Tulane (9/7), notched three tackles, including a stop for loss and a pass defended.
- At Arkansas (10/19), collected a team-high five tackles and two passes defended.
- At Louisiana State (10/26), made his first career start and registered a career-best 10 tackles and his first career interception.
- Against Georgia (11/16), recorded a tackle and two passes defended.

AS A TRUE FRESHMAN (2018), saw action in seven games and registered five tackles and a pass defended.

- Graduated with a degree in interdisciplinary studies in August 2021 from Auburn.

PERSONAL:

- Attended Williamson (Mobile, Ala.) High School.
- As a senior (2017), named first-team Class 5A All-State after collecting eight interceptions and more than 100 tackles. Also had more than 2,100 offensive yards and was named Optimist Club Player of the Year.
- Also participated in track and field, basketball and baseball.
- Enjoys bowling and playing golf.
- Has two dogs – Trouble (Boxer) and Ash (Yorkie/Shih Tzu mix).
- Follow McCreary on Twitter at @RogerJamez and on Instagram at @rod_james251.
- Son of Felicia James and has a sister, Tadaisha.
- Born Roger Lee McCreary on Feb. 10, 1999 in Mobile, Ala.

ROGER McCREARY'S COLLEGE STATISTICS

SEASON		TACKLES									INTERCEPTIONS					FUMBLES		
Year	Team	GP	GS	Tot	Solo	Asst	Sk	Yds	QBP	TFL	No	Yds	Lg	TD	PD	FF	FR	Yds
2018	Auburn	7	0	5	2	3	0.0	0.0	NA	0	0	0	0	1	0	0	0	
2019	Auburn	13	1	36	30	6	0.0	0.0	NA	1	1	0	0	12	0	1	15	
2020	Auburn	10	10	45	38	7	0.0	0.0	NA	7	3	63	30	0	6	1	0	0
2021	Auburn	12	12	49	41	8	1.0	7.0	NA	2	2	35	35t	1	16	0	1	0
Totals		42	23	135	111	34	1.0	7.0	NA	10	6	98	35t	1	35	1	2	15

Single-Game Highs

Tackles - 10 at Louisiana State (10/26/19)
 Interceptions - 1 (Six times, last at Penn State 9/18/21)
 Sacks - 1 at South Carolina (11/20/21)
 Passes Defensed - 4 vs. Alabama (11/27/21)

Tackles For Loss - 2 at Mississippi (10/24/20)
 Forced Fumble - 1 vs. Kentucky (9/26/20)
 Fumble Recovery - 1 (Twice, last vs. Texas A&M 11/6/21)

ROGER McCREARY'S GAME-BY-GAME

2022 Tennessee Titans																		
Date	Opp	W/L	P/S	Tot	Solo	Asst	Sk	- Yds	QBP	TFL	Int	- Yds	-TD	PD	FF	FR	- Yds	SpT
Sept 11	NYG	L	S	2	1	1	0.0	0.0	0	0	0	0	0	0	0	0	0	0
Sept 19	@ Buf	L	S	11	11	0	0.0	0.0	0	0	0	0	0	0	0	0	0	0
Sept 25	LV	W	S	10	9	1	0.0	0.0	0	0	0	0	0	1	0	0	0	0
Oct 2	@ Ind	W	S	7	5	2	0.0	0.0	0	1	0	0	0	0	0	0	0	0
Oct 9	@ Was	W	S	2	2	0	0.0	0.0	1	0	0	0	0	0	0	0	0	0
Oct 23	Ind	W	S	5	5	0	0.0	0.0	0	0	0	0	0	1	0	0	0	0
Oct 30	@ Hou	W	S	6	4	2	0.0	0.0	0	0	0	0	0	0	0	0	0	0
Nov 6	@ KC	L	S	8	6	2	0.0	0.0	0	0	1	4	0	1	0	0	0	0
Nov 13	Den	W	S	5	3	2	0.0	0.0	0	0	0	0	0	0	0	0	0	0
Nov 17	@ GB	W	S	6	4	2	0.0	0.0	0	1	0	0	0	0	0	0	0	0
Nov 27	Cin	L	S	2	2	0	0.0	0.0	0	0	0	0	0	1	0	0	0	0
Totals				7-10	17/17	85	70	15	0.0	0.0	1	2	1	4	0	8	0	0

ROGER McCREARY'S NFL STATISTICS

REGULAR SEASON		TACKLES									INTERCEPTIONS					FUMBLES			
Year	Team	GP	GS	Tot	Solo	Asst	Sk	Yds	QBP	TFL	No	Yds	Lg	TD	PD	FF	FR	Yds	SpT
2022	Tennessee	17	17	85	70	15	0.0	0.0	1	2	1	4	4	0	8	0	0	0	0
NFL Totals		17	17	85	70	15	0.0	0.0	1	2	1	4	4	0	8	0	0	0	0

Single-Game Highs

Tackles - 11 at Buffalo (9/19/22)
 Interceptions - 1 at Kansas City (11/6/22)
 Tackles for Loss - 1 at Indianapolis (10/2/22)
 Passes Defensed - 2 at L.A. Chargers (12/18/22)



13 RACEY McMATH

WIDE RECEIVER • 6'3" • 217 LBS • COLLEGE: LOUISIANA STATE
ACQUIRED: 6TH ROUND - 2021 • NFL EXPERIENCE: 2/2
HOMETOWN: NEW ORLEANS, LA.
GAMES PLAYED/GAMES STARTED: 14/0 (PLAYOFFS: 1/0)



PRO: The Titans selected Racey McMath with the 205th overall pick in the sixth round of the 2021 NFL Draft. The 6-foot-3 inch, 217-pound wide receiver possesses tremendous size and explosion for the position. He appeared in nine games as a rookie in 2021 primarily contributing on special teams, while adding two catches for eight yards. A native of New Orleans, La., he spent four seasons at Louisiana State University, appearing in 34 total games with six starts. McMath was a special teams standout during his career at LSU, and was a key contributor during the Tigers' 2019 national championship campaign.

TITANS TIDBITS:

- McMath's roommate at Louisiana State in 2019 was current Titans cornerback Kristian Fulton.
- His parents named him Racey due to the fact that during his mom's pregnancy, he never stayed still. "It felt like he was just racing in my stomach," said his mom, Pam, "so we said, 'OK, that's going to be his name—let's call him Racey.'"

CAREER TRANSACTIONS:

- The New Orleans, La., native was selected by the Titans in the sixth round (205th overall) of the 2021 NFL Draft.

SEASON RECAPS:

2022 (5/0): Saw action as a reserve in five games and recorded two catches for 40 yards to go along with a rush for four yards. Registered a special teams stop on coverage units. Placed on injured reserve on Aug. 31 and missed the first 12 games before being designated to return on Dec. 10. Tied for the team lead in special teams tackles once in 2022 (vs. DAL).

- Against Jacksonville (12/11), made his season debut as a reserve at wide receiver and on special teams.
- At L.A. Chargers (12/18), played as a reserve at wide receiver and caught one pass for one yard.
- Against Houston (12/24), saw action as a reserve on special teams.
- Against Dallas (12/29), played as a reserve at wide receiver and hauled in one reception for a career-best 39 yards. Collected a special teams tackle on coverage units. Got open down the middle of the field and snared a career-long 39-yard catch.
- At Jacksonville (1/7), saw action as a reserve at wide receiver and carried the ball once for four yards.

2021 (9/0, 1/0): Saw action in nine games as a reserve during his rookie campaign and caught two passes for eight yards. Registered four special teams tackles on coverage units. Placed on injured reserve on Nov. 13 and missed eight games before being activated from injured reserve designated to return on Dec. 11. Played as a reserve in the postseason contest. Tied for the team lead in special teams tackles once in 2021 (vs. IND). Made his NFL debut against Arizona (9/12/21).

- Against Arizona (9/12), saw action in his first NFL contest as a reserve on special teams.
- At Seattle (9/19), played as a reserve on special teams and collected a special teams stop on coverage units.
- Against Indianapolis (9/26), saw action as a reserve on special teams and at wide receiver. Tied for the team lead with a special teams tackle on coverage units.
- Against Jacksonville (12/12), returned to the lineup as a reserve at wide receiver and posted his first career catch for nine yards. Registered his first career reception on a jet sweep shovel pass during the Titans' final

touchdown drive in the third quarter.

- At Pittsburgh (12/19), played as a reserve at wide receiver and registered a reception. Notched a special teams tackle on coverage units.
- At Houston (1/9), saw action as a reserve at wide receiver and on special teams. Set up the Titans' third touchdown of the second quarter by drawing a 45-yard pass interference penalty at the Houston four-yard line.
- Against Cincinnati (1/22), made his postseason debut as a reserve at wide receiver and on special teams.

COLLEGE:

- During four seasons at Louisiana State, McMath appeared in 34 games with six starts. His career totals included 33 receptions for 522 yards and four touchdowns. He also served as a key contributor on special teams, collecting six special teams tackles and a forced fumble.
- As a senior (2020), started all six games in which he appeared and caught 14 passes for 195 yards and one touchdown. Added a pair of special teams tackles and a forced fumble.
- As a junior (2019), developed into a key contributor among LSU's fleet of wide receivers, appearing in 14 games during a national championship season. Produced career highs with 17 receptions, 285 receiving yards and three touchdowns. Added two special teams tackles.
- As a sophomore (2018), played in 12 games and caught two passes for 42 yards. Also contributed two tackles on special teams.
- As a freshman (2017), saw action in two games.
- Majored in interdisciplinary studies at Louisiana State.

PERSONAL:

- Attended Edna Karr (New Orleans, La.) High School, where he helped lead the Cougars to state championship games as both a junior and senior. Rated a three-star recruit by 247Sports, Rivals, ESPN, and Scout and listed as a Top 30 overall prospect in Louisiana by 247Sports, Rivals, and ESPN
- As a senior in 2016, caught a pair of touchdown passes in helping Karr to a perfect 14-0 mark and the 4A state title in 2016. Named first team 4A by the Louisiana Sports Writers Association.
- Also ran track in high school and helped the relay team to a third-place finish in the 4x200 relay in spring 2016.
- Follow McMath on Twitter at @ohrae17_ and on Instagram at @ohrae17.
- Son of Pam and James McMath.
- Born Racey James McMath on June 14, 1999 in New Orleans, La.

RACEY McMATH'S GAME-BY-GAME

2021 Tennessee Titans										2022 Tennessee Titans							
Date	Opp.	W/L	P/S	RECEIVING					TD	Date	Opp.	W/L	P/S	RECEIVING			
				No	Yds	Avg	Lg							No	Yds	Avg	Lg
Sept 12	Ari	L	p	0	0	-	0	0	Sept 11	NYG	L	IR					
Sept 19	@ Sea	W	p	0	0	-	0	0	Sept 19	@ Buf	L	IR					
Sept 26	Ind	W	p	0	0	-	0	0	Sept 25	LV	W	IR					
Oct 3	@ NYJ	L	p	0	0	-	0	0	Oct 2	@ Ind	W	IR					
Oct 10	@ Jax	W	IR						Oct 9	@ Was	W	IR					
Oct 18	Buf	W	IR						Oct 23	Ind	W	IR					
Oct 24	KC	W	IR						Oct 30	@ Hou	W	IR					
Oct 31	@ Ind	W	IR						Nov 6	@ KC	L	IR					
Nov 7	@ LAR	W	IR						Nov 13	Den	W	IR					
Nov 14	NO	W	IR						Nov 17	@ GB	W	IR					
Nov 21	Hou	L	IR						Nov 27	Cin	L	IR					
Nov 28	@ NE	L	IR						Dec 4	@ Phi	L	IR					
Dec 12	Jax	W	p	1	9	9.0	9	0	Dec 11	Jax	L	p	0	0	-	0	0
Dec 19	@ Pit	L	p	1	-1	-1.0	-1	0	Dec 18	@ LAC	L	p	1	1	1.0	1	0
Dec 23	SF	W	p	0	0	-	0	0	Dec 24	Hou	L	p	0	0	-	0	0
Jan 2	Mia	W	p	0	0	-	0	0	Dec 29	Dal	L	p	1	39	39.0	39	0
Jan 9	@ Hou	W	p	0	0	-	0	0	Jan 7	@ Jax	L	p	0	0	-	0	0
Totals		12-5	9/0	2	8	4.0	9	0	Totals		7-10	5/0	2	40	20.0	39	0
Playoffs																	
Jan 22	Cin	L	p	0	0	-	0	0									
Totals		0-1	1/0	0	0	-	0	0									

RACEY McMATH'S NFL STATISTICS

REGULAR SEASON				RECEIVING						RUSHING				
Year	Team	GP	GS	No	Yds	Avg	Lg	TD	Att	Yds	Avg	Lg	TD	
2021	Tennessee	9	0	2	8	4.0	9	0	0	0	-	0	0	
2022	Tennessee	5	0	2	40	20.0	39	0	1	4	4.0	4	0	
NFL Totals		14	0	4	48	12.0	39	0	1	4	4.0	4	0	

PLAYOFFS				RECEIVING						RUSHING				
Year	Team	GP	GS	No	Yds	Avg	Lg	TD	Att	Yds	Avg	Lg	TD	
2021	Tennessee	1	0	0	0	-	0	0	0	0	-	0	0	
NFL Totals		1	0	0	0	-	0	0	0	0	-	0	0	

Single-Game Highs

Receptions - **1 (Four times, last vs. Dallas 12/29/22)**
 Receiving Yards - **39 vs. Dallas (12/29/22)**
 Long Reception - **39 vs. Dallas (12/29/22)**
 Rushes - **1 at Jacksonville (1/7/23)**
 Rushing Yards - **4 at Jacksonville (1/7/23)**
 Long Rush - **4 at Jacksonville (1/7/23)**

Additional Career Statistics

Special Teams Tackles - **3 (2021), 1 (2022)**
 Misc. Tackles - **1 (2021), 1 (2022)**



39 TERRANCE MITCHELL

CORNERBACK • 5'11" • 191 LBS • COLLEGE: OREGON
ACQUIRED: FREE AGENT - 2022 • NFL EXPERIENCE (NFL/TITANS): 9/1
HOMETOWN: SACRAMENTO, CALIF.
GAMES PLAYED/GAMES STARTED: 94/56 (PLAYOFFS: 4/3)



PRO: The Titans signed Terrance Mitchell to the team's active roster from the New England Patriots' practice squad prior to Week 3 of the 2022 season. The 5-foot-11-inch, 191-pounder joins the Titans with 83 games and 51 starts of NFL experience, and has totaled 224 tackles, eight interceptions, 59 passes defended and nine forced fumbles over seven playing seasons with the Chicago Bears (2015), Dallas Cowboys (2015), Kansas City Chiefs (2016-17), Cleveland Browns (2018-20) and Houston Texans (2021). The University of Oregon product was originally selected by the Cowboys in the seventh round of the 2014 NFL Draft.

CAREER HIGHLIGHTS:

- In 2020, Mitchell started all 16 games at cornerback for the Browns and totaled a career-high 65 total tackles, to go along with 13 passes defended and three forced fumbles.
- In 2017, Mitchell played in 15 games with the Chiefs and tied for the sixth-most passes defended (18) and 12th-most interceptions (four) in the NFL.

TITANS TIDBITS:

- Mitchell is familiar with the moniker Titans. He played football for the Luther Burbank High School Titans in Sacramento, Calif.

CAREER TRANSACTIONS:

- The Sacramento, Calif., native was originally selected by the Dallas Cowboys in the seventh round (254th overall) of the 2014 NFL Draft.
- Waived by the Cowboys on Aug. 30, 2014.
- Signed by the Chicago Bears to their practice squad on Sept. 1, 2014.
- Signed by the Bears to their active roster from the practice squad on Oct. 13, 2014.
- Waived by the Bears on Nov. 17, 2015 and signed to the team's practice squad a day later.
- Released by the Bears from their practice squad on Nov. 23, 2015.
- Signed by the Dallas Cowboys to their practice squad on Dec. 2, 2015.
- Signed by the Cowboys to their active roster from the practice squad on Dec. 18, 2015.
- Waived by the Cowboys on June 10, 2016.
- Claimed off waivers by the Houston Texans on June 13, 2016.
- Released by the Texans on Sept. 3, 2016.
- Signed by the Kansas City Chiefs to their practice squad on Sept. 6, 2016.
- Signed by the Chiefs to their active roster from the practice squad on Nov. 24, 2016.
- Signed by the Cleveland Browns as an unrestricted free agent on March 15, 2018.
- Signed by the Texans as an unrestricted free agent on March 24, 2021.
- Released by the Texans on March 10, 2022.
- Signed by the Patriots as a free agent on March 16, 2022.
- Released by the Patriots on Aug. 31, 2022 and signed to the team's practice squad a day later.
- Signed by the Titans to the team's active roster off of the Patriots' practice squad on Sept. 21, 2022.

SEASON RECAPS:

2022 (0/0 - New England; 11/5 - Tennessee): Saw action in 11 games with five starts at cornerback and registered 39 tackles, an interception, a stop for loss, four passes defended and a forced fumble. Was inactive for one contest. Placed on injured reserve on Dec. 22 and missed the final three games. Led the team in tackles once in 2022 (vs. DEN). Tied for the team lead in passes defended once in 2022 (vs. DEN). Spent the first

two weeks of the season on the Patriots' practice squad before joining the Titans' active roster on Sept. 21.

- Against Las Vegas (9/25), made his Titans debut at cornerback and notched eight tackles, including a stop for loss. Combined with Dylan Cole to stuff Darren Waller for a one-yard loss on a short pass in the fourth quarter.
- At Indianapolis (10/2), started at cornerback and tallied two tackles.
- At Washington (10/9), started at cornerback and recorded four tackles with a pass defended. Broke up a pass intended for Cole Turner in the opening stanza.
- Against Indianapolis (10/23), played as a reserve at cornerback and registered three tackles with a forced fumble. Sealed the victory by forcing a Michael Pittman fumble that was recovered by Amani Hooker late in the fourth quarter.
- At Houston (10/30), saw action as a reserve at cornerback and notched a tackle.
- At Kansas City (11/6), played as a reserve at cornerback and produced six tackles.
- Against Denver (11/13), started at cornerback and led the team with eight tackles and three passes defended, including an interception. Ended a Broncos' drive by breaking up a third-and-three pass intended for Courtland Sutton in the opening stanza. Defended a pass intended for Sutton midway through the fourth quarter. Sealed the victory by intercepting a Russell Wilson pass in the end zone on fourth-and-eight with 20 seconds remaining in the game.
- At Green Bay (11/17), saw action as a reserve at cornerback and registered a tackle.
- Against Cincinnati (11/27), was inactive.
- At Philadelphia (12/4), played as a reserve at cornerback.
- Against Jacksonville (12/11), started at cornerback and posted four tackles.
- At L.A. Chargers (12/18), started at cornerback and recorded two tackles before leaving the game in the second quarter with an injury.

2021 (14/13 - Houston): Played in 14 games with 13 starts in his only season with the Texans. Registered 59 total tackles, an interception, 10 passes defended and three forced fumbles. Was inactive for two games and missed one contest on the reserve/COVID-19 list.

- Against New England (10/10), amassed seven tackles, a forced fumble and a pass defended.
- At Tennessee (11/21), collected a season-high eight tackles to go along with an interception.
- At San Francisco (1/2), notched seven tackles, including a stop for loss and a pass defended.

2020 (16/16, 2/2 - Cleveland): Started all 16 games at cornerback for the first time in his career and amassed a career-high 65 total tackles, 13 passes defended and three forced fumbles.

- Against Cincinnati (9/17), notched a pair of tackles and a team-best three passes defended.
- At Dallas (10/4), tallied a career-best and game-high 12 total tackles.
- At Pittsburgh (10/18), posted six tackles and two passes defended.

2019 (15/4 - Cleveland): Appeared in 15 games with four starts and recorded 20 total tackles, three passes defended and one interception. Did not play in one contest.

- Against L.A. Rams (9/22), started his first game of the season and added four solo tackles.

- Against Seattle (10/13), contributed a season-high six total tackles.
- At Pittsburgh (12/1), tallied his first interception of the season off Devlin Hodges in the fourth quarter and returned it 28 yards.

2018 (8/7 - Cleveland): Appeared in eight games with seven starts in his first season with the Browns. Collected 38 total tackles, six passes defended, an interception, two forced fumbles and a fumble recovery. Was placed on injured reserve on Oct. 2 and missed eight games. Activated from injured reserve - designated to return and played in the final four contests.

- At New Orleans (9/16), posted two forced fumbles, a fumble recovery and five solo tackles.
- Against N.Y. Jets (9/20), notched his first interception of the season.
- At Baltimore (12/30), logged a season-high seven total tackles.

2017 (15/9, 1/0 - Kansas City): Saw action in 15 games with nine starts and contributed 52 total tackles, four interceptions and 18 passes defended. Did not play in one contest. Tied for the sixth-most passes defended (18) and 12th-most interceptions (four) in the NFL.

- At L.A. Chargers (9/24), recorded a season-high nine solo tackles, two interceptions and four passes defended.
- At Denver (12/31), intercepted a Paxton Lynch pass and returned it 40 yards.

2016 (7/2, 1/1 - Kansas City): Spent training camp with the Houston Texans before joining the Kansas City Chiefs' practice squad on Sept. 6. Appeared in seven games with two starts after being signed to the Chiefs' active roster and finished the season with 19 total tackles and six passes defended.

2015 (5/0 - Chicago; 3/0 - Dallas): Saw action as a reserve with the Bears for the first five weeks of the season logging a solo tackle and a pass defended. Waived by the Bears on Nov. 17 and joined their practice squad a day later. Released from the Bears' practice squad on Nov. 23 and signed to the Cowboys' practice squad on Dec. 2. Signed to the Cowboys' active roster for the final three games of the season and contributed 12 total tackles, a sack, an interception, two passes defended and a forced fumble.

- Against N.Y. Jets (12/19), tallied three total tackles and an interception in his first appearance with the Cowboys.
- At Washington (1/3), sacked Colt McCoy and forced a fumble on the play.

2014 (0/0 - Chicago): Drafted by the Dallas Cowboys but was released at the end of training camp and signed to the Bears' practice squad. Signed by the Bears to the active roster on Oct. 13 but was inactive for all 10 games.

COLLEGE:

- Played three seasons (2011-13) at Oregon after redshirting his freshman

season in 2010.

- As a junior (2013), started all 13 games he appeared in, finishing ninth on the squad with a career-high 59 tackles, in addition to seven pass breakups. Led the Ducks while ranking fifth in the Pac-12 Conference with a career-best five interceptions, including one touchdown.
- As a sophomore (2012), received All-Pac 12 Conference honorable mention while starting all 13 games at cornerback. Finished ninth on the team with 40 tackles and third on the squad with eight pass breakups.
- As a redshirt freshman (2011), saw action in 14 games with 12 starts, totaling a team-high 10 passes defended and ranking third among defensive backs with 45 tackles.
- Redshirted in 2010.
- Majored in general social science at Oregon.

PERSONAL:

- Attended Burbank (Sacramento, Calif.) High School.
- As a senior in 2009, earned Metro League Offensive MVP honors and was named a first-team All-City cornerback when he had six interceptions, a forced fumble and one blocked field goal.
- Also had 2,360 all-purpose yards on 106 rushing attempts and 48 catches while scoring 24 touchdowns his senior season.
- As a junior in 2008, had 38 tackles, two interceptions for touchdowns, a forced fumble and 10 pass breakups.
- Also played basketball where he was a first-team All-Metro League as a sophomore and junior.
- Follow Mitchell on Instagram at @thirtynine.
- Born Terrance Mitchell II on May 17, 1992 in Sacramento, Calif.

TERRANCE MITCHELL'S TITANS GAME-BY-GAME

2022 Tennessee Titans

Date	Opp	W/L	P/S	Tot	Solo	Asst	Sk	- Yds	QBP	TFL	Int	- Yds	-TD	PD	FF	FR	- Yds	SpT
Sept 25	LV	W	p	8	7	1	0.0	0.0	0	1	0	0	0	0	0	0	0	0
Oct 2	@ Ind	W	S	2	1	1	0.0	0.0	0	0	0	0	0	0	0	0	0	0
Oct 9	@ Was	W	S	4	3	1	0.0	0.0	0	0	0	0	0	1	0	0	0	0
Oct 23	Ind	W	p	3	3	0	0.0	0.0	0	0	0	0	0	0	1	0	0	0
Oct 30	@ Hou	W	p	1	1	0	0.0	0.0	0	0	0	0	0	0	0	0	0	0
Nov 6	@ KC	L	p	6	4	2	0.0	0.0	0	0	0	0	0	0	0	0	0	0
Nov 13	Den	W	S	8	7	1	0.0	0.0	0	0	1	1	0	3	0	0	0	0
Nov 17	@ GB	W	p	1	1	0	0.0	0.0	0	0	0	0	0	0	0	0	0	0
Nov 27	Cin	L	IA															
Dec 4	@ Phi	L	p	0	0	0	0.0	0.0	0	0	0	0	0	0	0	0	0	0
Dec 11	Jax	L	S	4	4	0	0.0	0.0	0	0	0	0	0	0	0	0	0	0

Dec 18	@ LAC	L	S	2	0	2	0.0	0.0	0	0	0	0	0	0	0	0	0	0	
Dec 24	Hou	L	IR																
Dec 29	Dal	L	IR																
Jan 7	@ Jax	L	IR																
Totals				7-8	11/5	39	31	8	0.0	0.0	0	1	1	1	0	4	1	0	0

TERRANCE MITCHELL'S NFL STATISTICS

REGULAR SEASON				TACKLES							INTERCEPTIONS					FUMBLES			
Year	Team	GP	GS	Tot	Solo	Asst	Sk	Yds	QBP	TFL	No	Yds	Lg	TD	PD	FF	FR	Yds	SpT
2015	CHI/DAL	8	0	13	10	3	1.0	13.0	1	0	1	-2	-2	0	3	1	0	0	0
2016	Kansas City	7	2	19	17	2	0.0	0.0	0	0	0	0	0	0	6	0	0	0	0
2017	Kansas City	15	9	52	47	5	0.0	0.0	0	0	4	40	40	0	18	0	0	0	1
2018	Cleveland	8	7	38	34	4	0.0	0.0	0	0	1	0	0	0	6	2	1	0	0
2019	Cleveland	15	4	20	17	3	0.0	0.0	0	2	1	28	28	0	3	0	0	0	1
2020	Cleveland	16	16	65	54	11	0.0	0.0	0	2	0	0	0	0	13	3	0	0	0
2021	Houston	14	13	59	45	14	0.0	0.0	0	1	1	22	22	0	10	3	0	0	1
2022	Tennessee	11	5	39	31	8	0.0	0.0	0	1	1	1	1	0	4	1	0	0	0
NFL Totals		94	56	305	255	50	1.0	13.0	1	6	9	89	40	0	63	10	1	0	3

PLAYOFFS				TACKLES							INTERCEPTIONS					FUMBLES			
Year	Team	GP	GS	Tot	Solo	Asst	Sk	Yds	QBP	TFL	No	Yds	Lg	TD	PD	FF	FR	Yds	SpT
2016	Kansas City	1	1	1	0	1	0.0	0.0	0	0	0	0	0	0	0	0	0	0	0
2017	Kansas City	1	0	0	0	0	0.0	0.0	0	0	0	0	0	0	0	0	0	0	0
2020	Cleveland	2	2	13	10	3	0.0	0.0	0	0	0	0	0	0	1	0	0	0	0
NFL Totals		4	3	14	10	4	0.0	0.0	0	0	0	0	0	0	1	0	0	0	0

Single-Game Highs

Tackles - 12 at Dallas (10/4/20)
 Sacks - 1 vs. Washington (1/3/16)
 Interceptions - 2 at L.A. Chargers (9/24/17)
 Passes Defensed - 4 at L.A. Chargers (9/24/17)
 Forced Fumbles - 2 at New Orleans (9/16/18)
 Fumble Recoveries - 1 at New Orleans (9/16/18)

Playoff Single-Game Highs

Tackles - 7 at Kansas City (1/17/21)
 Passes Defensed - 1 at Pittsburgh (1/10/21)



24 ELIJAH MOLDEN

CORNERBACK • 5'10" • 192 LBS • COLLEGE: WASHINGTON
ACQUIRED: 3RD ROUND - 2021
NFL EXPERIENCE (NFL/TITANS): 2/2 • HOMETOWN: WEST LINN, ORE.
GAMES PLAYED/GAMES STARTED: 18/8 (PLAYOFFS: 1/1)



PRO: The Titans selected Elijah Molden in the third round (100th overall) of the 2021 NFL Draft. As a rookie, he appeared in 16 games with seven starts in the nickel defense. The 5-foot-10 inch, 192-pounder is a savvy and physical defender capable of playing multiple spots on defense and becoming a key contributor on special teams. An instinctive player with a nose for the football, he totaled 153 tackles, five interceptions, 25 passes defended, four forced fumbles and two fumble recoveries in 44 games at the University of Washington.

CAREER HIGHLIGHTS:

- As a rookie in 2021, Molden ranked fifth on the team and first among Titans rookies with 60 tackles and registered one interception for a touchdown. He was one of six NFL rookie defensive backs with at least 60 tackles and one interception.
- In 2020, Washington's football season was limited to four games due to the COVID-19 pandemic. Molden started all four contests and finished third on the squad with 26 tackles to go with one interception and two passes defended.
- In June 2021, Molden was named by the Pac-12 as a Tom Hansen Conference Medal recipient. The prestigious honor is awarded annually to each Pac-12 member institution's outstanding senior male and female student-athlete based on the combination of performance and achievement in scholarship, athletics and leadership. This followed Molden winning the Washington football team's Guy Flaherty Award, which is given to the team's most inspirational player as voted by the players.
- In 2019, Molden set career highs with a team-high 79 tackles, four interceptions and three forced fumbles.

TITANS TIDBITS:

- Molden comes from a football family. His father, Alex Molden, was inducted to the University of Oregon Hall of Fame and was an eight-year NFL cornerback with the Saints, Chargers and Lions after being selected by the Saints with the 11th overall draft pick in 1996. Elijah's older brother, Isaiah, played defensive line at Western Oregon.
- Molden is the second-oldest of eight children in his family. He has four brothers and three sisters.
- He is an avid reader and lists "Shoe Dog" by Phil Knight, "Tattoos on the Heart" by Greg Boyle, and "The Alchemist" by Paulo Coelho as three of his favorite books. He prefers hard copies of books as opposed to digital versions so that he can make notes and keep them in the books."

CAREER TRANSACTIONS:

- The West Linn, Ore., native was selected by the Titans in the third round (100th overall) of the 2021 NFL Draft.

SEASON RECAPS:

2022 (2/1): Saw action in two games with a start at cornerback and registered five tackles, a quarterback pressure and a stop for loss. Was inactive for two contests. Placed on injured reserve on Sept. 9, 2022 and missed the first eight games before being designated to return on Nov. 12, 2022. Placed on injured reserve on Dec. 7 and missed the final five contests.

- Against Denver (11/13), made his season debut as a starter at cornerback and posted three tackles, including a stop for loss and a quarterback pressure.
- At Green Bay (11/17), was inactive.
- Against Cincinnati (11/27), played as a reserve at cornerback and collected two tackles.
- At Philadelphia (12/4), was inactive.

2021 (16/7, 1/1): Saw action in 16 games with seven starts at cornerback and registered 60 tackles, including three stops for loss, six quarterback pressures, an interception returned for a touchdown, four passes defended, a forced fumble, a fumble recovery and two special teams tackles. Missed one contest on the reserve/COVID-19 list. Started the postseason contest and collected two tackles. Tied for the team lead in tackles once in 2021 (vs. KC). Led the team in quarterback pressures twice (vs. HOU, at PIT). Tied for the team lead in passes defended once (vs. HOU). Tied for the team lead in special teams tackles once (vs. BUF). Made his NFL debut against Arizona (9/12/21). Made his first career start against Buffalo (10/18/21).

- Against Arizona (9/12), saw action in his first NFL contest as a reserve at nickelback and collected two tackles.
- At Seattle (9/19), played as a reserve at cornerback and posted two tackles. Teamed with Rashaan Evans to stuff Chris Carson for no gain on a rush off right end in the first quarter.
- At Jacksonville (10/10), saw action as a reserve at cornerback and compiled three tackles and a forced fumble. Forced a Dan Arnold fumble that was recovered by Kevin Byard and returned 30 yards for a touchdown early in the first quarter.
- Against Buffalo (10/18), made his first career start at cornerback and notched eight tackles, including a stop for loss. Registered a special teams tackle on coverage units. Stuffed Zack Moss for a three-yard loss on a rush off left end in the first quarter.
- Against Kansas City (10/24), started at cornerback and tied for the team lead with eight tackles.
- At Indianapolis (10/31), started at cornerback and posted two tackles and two passes defended, including an interception return for a touchdown. Broke up a pass intended for Nyheim Hines in the fourth quarter. Gave the Titans a 31-24 lead with two-yard interception return for a touchdown off of Carson Wentz late in the fourth quarter.
- Against Houston (11/21), saw action as a reserve at cornerback and totaled six tackles, a team-best two quarterback pressures and a pass defended. Ended a Texans' drive by breaking up a third-and-nine pass intended for Brevin Jordan along the sideline in the third quarter. Combined with Jayon Brown to stop Rex Burkhead for a two-yard loss on a rush up the middle in the third stanza.
- At Pittsburgh (12/19), saw significant action as a reserve at cornerback and notched four tackles, including a stop for loss and a team-high three quarterback pressures. Stonewalled Najee Harris for a five-yard loss on a rush off right tackle in the final stanza.
- Against San Francisco (12/23), missed the game on the reserve/COVID-19 list.
- Against Miami (1/2), started at cornerback and notched a tackle, a pass defended and his first career fumble recovery. Recovered a Tua Tagovailoa fumble at the Dolphins' 14-yard line in the first quarter. Deflected a pass intended for DeVante Parker in the second quarter.
- Against Cincinnati (1/22), started at nickelback in his postseason debut and registered two tackles.

COLLEGE:

- In four seasons at the University of Washington, Molden appeared in 44 games with 20 starts. His totals included 153 tackles, seven tackles for loss, five interceptions, 25 passes defended, four forced fumbles and two fumble recoveries. He earned first team All-Pac-12 honors on defense as a junior and senior and was named second team All-Pac-12 as an all-purpose/special teams player as a sophomore.
- As a senior (2020), started all four of the team's games in a shortened

ELIJAH MOLDEN'S NFL STATISTICS

REGULAR SEASON		TACKLES										INTERCEPTIONS					FUMBLES			
Year	Team	GP	GS	Tot	Solo	Asst	Sk	Yds	QBP	TFL	No	Yds	Lg	TD	PD	FF	FR	Yds	SpT	
2021	Tennessee	16	7	60	42	18	0.0	0.0	6	3	1	2	2t	1	4	1	1	0	2	
2022	Tennessee	2	1	5	4	1	0.0	0.0	1	1	0	0	0	0	0	0	0	0	0	
NFL Totals		18	8	65	46	19	0.0	0.0	7	4	1	2	2t	1	4	1	1	0	2	

PLAYOFFS		TACKLES										INTERCEPTIONS					FUMBLES			
Year	Team	GP	GS	Tot	Solo	Asst	Sk	Yds	QBP	TFL	No	Yds	Lg	TD	PD	FF	FR	Yds	SpT	
2021	Tennessee	1	1	2	0	2	0.0	0.0	0	0	0	0	0	0	0	0	0	0	0	
NFL Totals		1	1	2	0	2	0.0	0.0	0	0	0	0	0	0	0	0	0	0	0	

Single-Game Highs

Tackles - 8 (Three times, last at L.A. Rams 11/7/21)
 Interceptions - 1 at Indianapolis (10/31/21)
 Passes Defensed - 2 at Indianapolis (10/31/21)
 Tackles For Loss - **1 (Four times, last vs. Denver 11/13/22)**
 Forced Fumbles - 1 at Jacksonville (10/10/21)
 Fumble Recoveries - 1 vs. Miami (1/2/22)
 Quarterback Pressures - 3 at Pittsburgh (12/19/21)
 Special Teams Tackles - 1 (Twice, last vs. New Orleans 11/14/21)

Additional Statistics

Touchdowns - 1 (2-yard interception return at Indianapolis, 10/31/21)

Playoff Single-Game Highs

Tackles - 2 vs. Cincinnati (1/22/22)



33 A.J. MOORE JR.

SAFETY • 5'11" • 200 LBS • COLLEGE: MISSISSIPPI
ACQUIRED: UNRESTRICTED FREE AGENT (HOU) - 2022
NFL EXPERIENCE (NFL/TITANS): 5/1 • HOMETOWN: BASSFIELD, MISS.
GAMES PLAYED/GAMES STARTED: 56/5 (PLAYOFFS: 3/0)



PRO: The Titans signed A.J. Moore Jr. as an unrestricted free agent during the 2022 offseason to add depth and experience in the secondary and on special teams units. The 5-foot-11-inch, 200-pound safety amassed 35 tackles, a sack, two stops for loss, two forced fumbles and a fumble recovery, while adding 34 special teams tackles in his first four NFL seasons (2018-21) with the Houston Texans.

CAREER HIGHLIGHTS:

- From 2018-21, Moore Jr.'s 34 total special teams tackles led the Texans special teams unit.
- In 2020, Moore Jr. started a career-best five games at safety and posted season-highs with 31 tackles, a sack, two quarterback hits, a pass defended and a forced fumble.

TITANS TIDBITS:

- A.J.'s twin brother, C.J., plays safety for the Detroit Lions. They both played in the same defensive backfield at Ole Miss.

CAREER TRANSACTIONS:

- The Bassfield, Miss., native was originally signed by the New England Patriots as a rookie free agent on May 11, 2018.
- Waived by the Patriots on Sept. 1, 2018.
- Claimed off waivers by the Houston Texans on Sept. 2, 2018.
- Signed by the Titans as an unrestricted free agent on March 21, 2022.

SEASON RECAPS:

2022 (1/0 - Tennessee): Saw action as a reserve in the season opener. Placed on injured reserve on Sept. 13 and missed the final 16 contests.

- Against N.Y. Giants (9/11), made his Titans debut as a reserve on special teams but left the game late in the first quarter with an injury.

2021 (12/0 - Houston): Played in 12 games and posted two tackles with a forced fumble on defense to go along with seven special teams tackles. Placed on injured reserve on Sept. 2 and missed the first three games of the season before being activated from injured reserve designated to return on Oct. 2. Spent two contests on the reserve/COVID-19 list.

- At Arizona (10/24), notched a tackle on defense.
- At Miami (11/7), recorded a forced fumble and a special teams stop.
- At Tennessee (11/21), posted a season-high two special teams tackles on coverage units.
- Against Indianapolis (12/5), registered a tackle on defense and a special teams stop on coverage units.

2020 (11/5 - Houston): Appeared in 11 games with five starts at safety and set career highs with 31 tackles, a sack, two quarterback hits, a pass defended and a forced fumble. Registered four special teams tackles on coverage units. Placed on injured reserve on Sept. 28 and missed five games before being activated from injured reserve designated to return on Nov. 14.

- At Kansas City (9/10), made his first career start, recorded his first career pass defended and had a solo tackle.
- At Pittsburgh (9/27), finished with three tackles, a quarterback hit and a special teams tackle.
- Against New England (11/22), notched three tackles and a special teams tackle.
- Against Indianapolis (12/6), finished with four total tackles and recorded his first career sack.
- Against Tennessee (1/3), became the fifth defensive back in franchise

history with at least 10 total tackles and a forced fumble in a game.

2019 (16/0, 2/0 - Houston): Saw action in all 16 games in his second season and led the Texans with a single-season career-high 12 special teams tackles. Added two solo tackles and one tackle for loss as a safety on defense.

- Against Jacksonville (9/15), recorded two special teams tackles in the win.
- At Baltimore (11/17), registered a tackle and his first career tackle for loss, bringing down Mark Andrews behind the line on a fake field goal attempt.
- At Tennessee (12/15), notched a special teams tackle and recovered a blocked field goal.
- At Tampa Bay (12/21), tallied a career-high three special teams tackles.
- Against Tennessee (12/29), recorded a solo tackle on defense and two tackles on special teams.
- Against Buffalo (1/4), posted a quarterback hit and a special teams tackle in the win in the wild card round.

2018 (16/0, 1/0 - Houston): Played in all 16 games as a rookie and finished with a team-leading 11 special teams tackles. Played as a reserve on his first career postseason contest.

- At New England (9/9), made his NFL debut and contributed on special teams.
- Against N.Y. Giants (9/23), notched his first-career special teams tackle.
- At Jacksonville (10/21), notched a special teams tackle and downed Trevor Daniel's 55-yard punt at the one-yard line.
- At Denver (11/4), led the team with a then career-high two special teams tackles.
- Against Tennessee (11/27), contributed on special teams and recorded a fumble recovery.
- Against Indianapolis (12/9), notched two special teams tackles on coverage units.
- Against Indianapolis (1/5), played on special teams in his postseason debut in the wild card round.

COLLEGE:

- Played four seasons (2014-17) at Mississippi and appeared in 37 career games over four seasons for the Rebels, recording 132 total tackles, two sacks, five passes defended, three fumble recoveries and two forced fumbles.
- As a senior (2017), started every game at the nickel position and recorded a career-high 48 total tackles, three tackles for loss, a sack and three passes defended.
- As a junior (2016), recorded 42 total tackles and ranked fourth on the team with five tackles for loss, while appearing in all 12 games as a reserve and on special teams.
- As a sophomore (2015), notched 26 total tackles, a sack, two forced fumbles and two fumble recoveries in eight games.
- As a true freshman (2014), tallied 16 total tackles, 1.5 tackles for loss and one pass defended in seven games.
- Majored in general studies at Ole Miss.

PERSONAL:

- Attended Bassfield (Miss.) High School.
- As a senior (2013), earned first-team all-state honors as a linebacker by The Clarion-Ledger after recording 132 total tackles, 11 tackles for loss and 3.5 sacks, in addition to five rushing touchdowns.
- Named the Class 2A Defensive Player of the Year and Region 7-2A Defensive Player of the Year by the Mississippi Association of Coaches and led Bassfield to a 15-1 record and a second-consecutive Class 2A state

championship in 2013.

- As a junior (2012), earned second-team Class 2A all-state honors by the Mississippi Association of Coaches after leading Bassfield to a 16-0 record and a 2A state championship.
- Participated in track and field and placed runner-up to former Ole Miss teammate Kailo Moore in the 100 and 200 meters at the 2013 Class 2A state track and field meet as a senior.
- Follow Moore on Twitter at @aMOORE_40 and Instagram at @alvinmoorej.
- Born Alvin James Moore on Dec. 15, 1995 in Bassfield, Miss.

A.J. MOORE'S TITANS GAME-BY-GAME

2022 Tennessee Titans

Date	Opp	W/L	P/S	Tot	Solo	Asst	Sk	- Yds	QBP	TFL	Int	- Yds	-TD	PD	FF	FR	- Yds	SpT
Sept 11	NYG	L	p	0	0	0	0.0	0.0	0	0	0	0	0	0	0	0	0	0
Sept 19	@ Buf																	
Sept 25	LV																	
Oct 2	@ Ind																	
Oct 9	@ Was																	
Oct 23	Ind																	
Oct 30	@ Hou																	
Nov 6	@ KC																	
Nov 13	Den																	
Nov 17	@ GB																	
Nov 27	Cin																	

Dec 4	@ Phi																	
Dec 11	Jax																	
Dec 18	@ LAC																	
Dec 24	Hou																	
Dec 29	Dal																	
Jan 7/8	@ Jax																	
Totals				0-1	1/0		0	0	0	0	0.0	0.0	0	0	0	0	0	0

A.J. MOORE JR.'S NFL STATISTICS

REGULAR SEASON		TACKLES									INTERCEPTIONS					FUMBLES			
Year	Team	GP	GS	Tot	Solo	Asst	Sk	Yds	QBP	TFL	No	Yds	Lg	TD	PD	FF	FR	Yds	SpT
2018	Houston	16	0	0	0	0	0.0	0.0	0	0	0	0	0	0	0	0	1	0	11
2019	Houston	16	0	2	2	0	0.0	0.0	0	1	0	0	0	0	0	0	0	0	12
2020	Houston	11	5	31	18	13	1.0	10.0	2	1	0	0	0	1	1	0	0	4	
2021	Houston	12	0	2	0	2	0.0	0.0	0	0	0	0	0	0	1	0	0	7	
2022	Tennessee	1	0	0	0	0	0.0	0.0	0	0	0	0	0	0	0	0	0	0	
NFL Totals		56	5	35	20	15	1.0	10.0	2	2	0	0	0	1	2	1	0	34	

PLAYOFFS		TACKLES									INTERCEPTIONS					FUMBLES			
Year	Team	GP	GS	Tot	Solo	Asst	Sk	Yds	QBP	TFL	No	Yds	Lg	TD	PD	FF	FR	Yds	SpT
2018	Houston	1	0	0	0	0	0.0	0.0	0	0	0	0	0	0	0	0	0	0	
2019	Houston	2	0	0	0	0	0.0	0.0	1	0	0	0	0	0	0	0	0	1	
NFL Totals		3	0	0	0	0	0.0	0.0	1	0	0	0	0	0	0	0	0	1	

Single-Game Highs

Tackles - 10 vs. Tennessee (1/3/21)
 Sacks - 1 vs. Indianapolis (12/6/20)
 Passes Defensed - 1 at Kansas City (9/10/20)
 Forced Fumbles - 1 (Twice, last at Miami, 11/7/21)
 Special Teams Tackles - 3 at Tampa Bay (12/21/19)

Playoff Single-Game Highs

Special Teams Tackles - 1 vs. Buffalo (1/4/20)

Additional Statistics

Special Teams Fumble Recovery - 1 vs. Tennessee (11/26/18)



69 DANIEL MUNYER

CENTER • 6'1" • 305 LBS • COLLEGE: COLORADO
ACQUIRED: FREE AGENT - 2019 • NFL EXPERIENCE (NFL/TITANS): 5/3
HOMETOWN: HARBOR CITY, CALIF.
GAMES PLAYED/GAMES STARTED: 21/1 (PLAYOFFS: 1/0)



PRO: Offensive lineman Daniel Munyer originally joined the Titans as a member of the practice squad during the 2019 season. He spent most of the next three seasons on the practice squad and active roster with the Titans, appearing in three games in 2020. The 6-foot-1-inch, 305-pounder originally signed with the Kansas City Chiefs as a rookie free agent following the 2015 NFL Draft. The Harbor City, Calif., native has also spent time with the Arizona Cardinals and Indianapolis Colts, appearing in 16 career games with one start at right guard prior to his arrival in Tennessee. Munyer was a three-year starter at Colorado where he saw action in 43 games and made 39 starts at right guard and center.

TITANS TIDBITS:

- As a senior at Colorado, Munyer was awarded the department of communication's Academic Leadership Award for his dedication to learning and strong positive presence in the classroom.

CAREER TRANSACTIONS:

- The Harbor City, Calif., native was signed by the Kansas City Chiefs as a rookie free agent on May 19, 2015.
- Waived by the Chiefs on Sept. 5, 2015.
- Signed by the Chiefs to the team's practice squad on Sept. 8, 2015.
- Waived by the Chiefs on Oct. 13, 2015.
- Signed by the Chiefs to the team's practice squad on Nov. 30, 2015.
- Signed by the Chiefs to the active roster off of the practice squad on Dec. 2, 2015.
- Waived by the Chiefs on Dec. 8, 2015.
- Signed by the Chiefs to the team's practice squad on Dec. 10, 2015.
- Signed by the Chiefs to the active roster off of the practice squad on Jan. 5, 2016.
- Waived by the Chiefs on Sept. 3, 2016.
- Signed by the Chiefs to the team's practice squad on Sept. 5, 2016 and waived a day later.
- Signed by the Chiefs to the team's practice squad on Sept. 20, 2016.
- Waived by the Chiefs on Sept. 24, 2016.
- Signed by the Chiefs to the team's practice squad on Sept. 27, 2016.
- Waived by the Chiefs on Oct. 1, 2016.
- Signed by the Arizona Cardinals to the team's practice squad on Dec. 28, 2016.
- Signed by the Cardinals to a future's contract on Jan. 3, 2017.
- Re-signed by the Cardinals on March 22, 2018.
- Signed by the Indianapolis Colts as a free agent on July 24, 2019.
- Waived by the Colts on Aug. 31, 2019.
- Signed by the Titans to the team's practice squad on Oct. 8, 2019.
- Waived by the Titans on Nov. 5, 2019.
- Signed by the Titans to the team's practice squad on Nov. 13, 2019.
- Re-signed by the Titans on Jan. 20, 2020.
- Waived by the Titans on Nov. 7, 2020.
- Signed by the Titans to the team's practice squad on Nov. 10, 2020.
- Activated from the practice squad to the active roster standard elevation on Dec. 19, 2020.
- Activated from the practice squad to the active roster COVID-19 replacement on Jan. 9, 2021.
- Re-signed by the Titans on Jan. 11, 2021.
- Waived by the Titans on Nov. 4, 2021 and signed to the team's practice squad two days later.
- Activated from the practice squad to the active roster standard elevation on Dec. 18, 2021.

- Activated from the practice squad to the active roster COVID-19 replacement on Dec. 23, 2021.
- Waived by the Titans with an injury settlement on Aug. 12, 2022.
- Signed by the Titans to the team's practice squad on Dec. 20, 2022.
- Signed by the Titans to their active roster from the practice squad on Dec. 22, 2022.

SEASON RECAPS:

2022 (2/0 - Tennessee): Appeared in two games as a reserve. Dressed but did not play in one contest.

- Against Houston (12/24), saw limited action as a reserve on special teams.
- Against Dallas (12/29), dressed but did not play.
- At Jacksonville (1/7), saw limited action as a reserve on special teams.

2021 (0/0 - Tennessee): Placed on injured reserve on Sept. 2 and missed the first eight games of the season. Activated from injured reserve designated to return on Nov. 1. Was inactive for one contest and dressed but did not play in another game. Spent seven weeks and the postseason contest on the team's practice squad.

- At Pittsburgh (12/19), was inactive.
- Against San Francisco (12/23), dressed but did not see action.

2020 (3/0, 0/0 - Tennessee): Appeared as a reserve in the first three games. Was inactive for five games. Spent seven weeks on the team's practice squad. Was elevated to the active roster from the practice squad on gameday twice. Dressed but did not play in the postseason contest.

- At Denver (9/14), saw action as a reserve on special teams.
- Against Jacksonville (9/20), played as a reserve on special teams.
- At Minnesota (9/27), saw action as a reserve on special teams.

2019 (0/0, 0/0 - Tennessee): Spent a total of 10 weeks during the regular season and three weeks during the postseason on the practice squad.

2018 (14/1 - Arizona): Saw action in a career-high 14 games for the Cardinals and made his first career start at right guard.

- Against Denver (10/18), made his first career start.

2017 (1/0 - Arizona): Appeared in one game on the season as a reserve on the offensive line before being placed on injured reserve on Nov. 6. Dressed but did not play in four contests.

2016 (0/0 - Kansas City): Spent part of the season on the Chiefs practice squad.

2015 (1/0; 1/0 - Kansas City): Appeared in one regular season game and one postseason contest as a rookie.

- At Oakland (12/6), made his NFL debut on special teams.
- At Houston (1/9/16), saw action as a reserve at center on Wild Card Weekend.

COLLEGE:

- In four seasons at Colorado (2011-14), Munyer played in 43 games with 39 starts, including 36 consecutive starts over his final three seasons. 30 of his starts came at right guard and he made six starts at center.
- As a senior (2014), started all 12 games at right guard and earned honorable mention All-Pac-12 and first-team All-Colorado honors from the National Football Foundation.
- As a junior (2013), started all 12 games at right guard.

- As a sophomore (2012), started all 12 games and earned honorable mention All-Pac-12 recognition. Made six starts at center.
- As a redshirt freshman (2011), appeared in seven games and made three starts.
- Redshirted in 2010.
- Graduated from Colorado with a degree in communications.

PERSONAL:

- Attended Notre Dame (Calif.) High School where he earned all-state, all-area, all-league and all-conference honors as a senior.
- Was a three-year starter on the offensive line and started one season on the defensive line.
- Also lettered in track and field.
- Follow Munyer on Instagram at @bigmuney52.
- Born Daniel Munyer on March 4, 1992 in Harbor City, Calif.

DANIEL MUNYER'S NFL STATISTICS

REGULAR SEASON

Year	Team	GP	GS
2015	Kansas City	1	0
2017	Arizona	1	0
2018	Arizona	14	1
2020	Tennessee	3	0
2021	Tennessee	0	0
2022	Tennessee	2	0

NFL Totals **21** **1**

PLAYOFFS

Year	Team	GP	GS
2015	Kansas City	1	0
2020	Tennessee	0	0

NFL Totals **1** **0**

Starts Breakdown:

2018 - 1 RG



67 XAVIER NEWMAN

CENTER/GUARD • 6'2" • 297 LBS • COLLEGE: BAYLOR
ACQUIRED: FREE AGENT - 2022 • NFL EXPERIENCE (NFL/TITANS): ROOKIE
HOMETOWN: DESOTO, TEXAS
GAMES PLAYED/GAMES STARTED: 1/0 (PLAYOFFS: 0/0)



PRO: The Titans signed center/guard Xavier Newman as an undrafted free agent following the 2022 NFL Draft. The 6-foot-2-inch, 297-pounder appeared in 47 games with 37 starts over five seasons at Baylor (2017-21). The Desoto, Texas, native possesses versatility, having made 28 starts at left guard, eight at right guard, and one contest at center. Newman earned Big 12 honorable mention recognition as a senior.

TITANS TIDBITS:

- While at Baylor, Newman served on mission trips to Puerto Rico (May 2018), and South Africa (May 2019). "Those two mission trips to Puerto Rico and South Africa changed my life," Newman said. "Those were the first times for me to be out of the country. Knowing we have it real good here compared to other people in other countries, it doesn't faze them that they don't have as much. We take for granted what we have, so that was a real big eye opener for me."
- A versatile lineman, Newman has played left guard, center, and right guard while in college. "Honestly for me, it's really not that hard," Newman said. "I just take the approach to learn all three positions from the beginning, no matter what spot I'm at. Once the coaches tell me 'Hey I need you to go there,' I'm like 'I got you coach, it's cool.' I've already taken the time out to learn all three different positions."
- In the future, Newman wants to coach high school football in his home state of Texas and impact younger players the way past coaches have impacted him.

CAREER TRANSACTIONS:

- The Desoto, Texas, native originally signed with the Titans as a rookie free agent following the 2022 NFL Draft.
- Waived by the Titans on Aug. 30, 2022 and signed to the team's practice squad a day later.

SEASON RECAPS:

- 2022 (1/0):** Saw action as a reserve in one contest as a rookie. Did not play in two games. Spent the first 14 games on the Titans' practice squad.
- Against Houston (12/24), dressed but did not play.
 - Against Dallas (12/29), made his NFL debut as a reserve at guard late in the fourth quarter.
 - At Jacksonville (1/7), dressed but did not play.

COLLEGE:

- Appeared in 47 games with 37 starts over five seasons at Baylor (2017-21) and made 28 starts at left guard, eight at right guard, and started one contest at center.
- As a graduate (2021), started all 14 games at left guard and helped pave the way for Baylor to average 219.3 rushing yards per game, ranking 10th nationally. Earned Big 12 honorable mention recognition.
- As a senior (2020), played in five games with four starts. Made three starts at left guard and one start at center.
- As a junior (2019), saw action in 10 games and made eight starts at right guard.
- As a sophomore (2018), appeared in seven games with three starts at left guard.

- As a freshman (2017), played in 11 games with eight starts at left guard.
- Graduated from Baylor in May 2021 with a degree in health, kinesiology and leisure studies.

PERSONAL:

- Attended Desoto (Texas) High School where he earned first team Class 6A all-state recognition as a senior after leading his team to a 16-0 record and a DII state championship.
- Ranked as the No. 37 prospect by ESPN, No. 49 by 247Sports, and No. 64 by Scout prospect in the state of Texas.
- Son of Michell and Leon Brigham and the late Roderick Newman.
- Follow Newman on Twitter @xaviernewman55 and on Instagram @xaviernewman_.
- Born Xavier Newman on Aug. 4, 1999 in Desoto, Texas.

XAVIER NEWMAN'S NFL STATISTICS

REGULAR SEASON

Year	Team	GP	GS
2022	Tennessee	1	0
NFL Totals		1	0



85 CHIG OKONKWO

TIGHT END • 6'3" • 238 LBS • COLLEGE: MARYLAND
ACQUIRED: 4TH ROUND - 2022 • NFL EXPERIENCE (NFL/TITANS): ROOKIE
HOMETOWN: POWDER SPRINGS, GA.
GAMES PLAYED/GAMES STARTED: 17/8 (PLAYOFFS: 0/0)



PRO: The Titans selected Chig Okonkwo ("CHIGG oh-KAHN-kwoh") in the fourth round (143rd overall) of the 2022 NFL Draft to bring both receiving athleticism and blocking ability to the tight ends unit. The 6-foot-3-inch, 238-pounder tallied 52 receptions as a senior at Maryland, which ranked second in program history for single-season catches by a tight end, behind only Frank Wycheck (58; 1990). The Powder Springs, Ga., native appeared in 37 games with 20 starts over four seasons (2018-21) at Maryland and caught 77 passes for 717 yards and eight touchdowns. Okonkwo also added three carries for 72 yards and three touchdowns, including a career-long rush of 54 yards.

CAREER HIGHLIGHTS:

- In 2021, Okonkwo's 52 receptions ranked second-most by a tight end in a single season in Maryland history, behind only Frank Wycheck (58; 1990). Okonkwo's 447 receiving yards were the most by a Terps tight end since Vernon Davis (871; 2005).
- As a senior against Penn State (11/6/21), Okonkwo posted 12 catches, which marked the second-most receptions in a single game by a tight end in school history. The following game, at Michigan State (11/13/21), Okonkwo tallied eight catches for 112 yards and two touchdowns, marking the most receiving yards in a game by a Maryland tight end since Vernon Davis (139 yards at North Carolina, 11/12/05). His career-best two touchdowns both went for a career-long 32 yards.

TITANS TIDBITS:

- Okonkwo's father, Charlton, passed away of a heart attack when Okonkwo was 15. According to his mother, Isioma, who emigrated from Nigeria, "In our culture, the boys, even if they're young or not, they're always considered more important. When my husband passed, the people who came let him know that he's the man and now he has the responsibility to take care of his mom and his sisters." According to Okonkwo, "In our culture, [being] the man in the house is a really big deal. As the only male, I was the one giving my mom support."
- Okonkwo sat out the 2020 season with myocarditis due to COVID.
- He has a cat named Sage.
- Okonkwo and his two sisters played tennis growing up at the encouragement of their father. Okonkwo played from the time he was five or six until he was 12.
- He was a member of the Big Ten's Anti-Hate and Anti-Racism Coalition.
- In his free time, Okonkwo enjoys watching anime.

CAREER TRANSACTIONS:

- The Powder Springs, Ga., native was selected by the Titans in the fourth round (143rd overall) of the 2022 NFL Draft.

SEASON RECAPS:

2022 (17/8): Named to the Pro Football Writers of America All-Rookie team. Played in all 17 games with eight starts and set a franchise rookie tight end record and ranked second on the team with 450 receiving yards. Ranked fifth on the squad with 32 receptions. Added three receiving touchdowns. Tied for fifth on the team with seven special teams tackles. Rushed three times for two yards. Led or tied for the team lead in receptions three times in 2022 (at PHI, vs. JAX, at LAC). Led the team in receiving yards four times in 2022 (at IND, at KC, at PHI, at JAX). Led or tied for the team lead in special teams tackles twice in 2022 (at PHI, vs. HOU).

- Against N.Y. Giants (9/11), made his NFL debut as a reserve at tight end and registered his first career reception for 11 yards in the fourth quarter.
- At Buffalo (9/19), saw action as a reserve at tight end. Posted a special

teams tackle on coverage units.

- Against Las Vegas (9/25), played as a reserve at tight end and on special teams.
- At Indianapolis (10/2), made his first career start at tight end and led the team with 38 receiving yards on three catches, including his first career touchdown grab. Set up the Titans' second touchdown with a 23-yard grab down the left sideline. Increased the Titans' lead to 24-3 with an eight-yard touchdown grab over the middle in the second quarter. Sealed the victory with a seven-yard grab on third-and-four late in the fourth quarter allowing the Titans to run out the clock.
- At Washington (10/9), saw action as a reserve at tight end and on special teams. Recorded a special teams tackle on coverage units.
- Against Indianapolis (10/23), started at tight end.
- At Houston (10/30), played as a reserve at tight end and caught one pass for three yards. Helped open holes for Titans' ball carriers to gain 314 rushing yards, the second-highest total in franchise history, including a 219-yard, two-touchdown performance by Derrick Henry.
- At Kansas City (11/6), started at tight end and led the team with 48 receiving yards. Snared a reception on a tight end screen and raced 48 yards on the Titans' first play from scrimmage. Helped flip field position by keeping a 57-yard punt out of the end zone that was then downed at the Kansas City three-yard line late in the second quarter.
- Against Denver (11/13), started at tight end and snared a 41-yard reception. Extended the Titans' final scoring drive with a 41-yard catch-and-run reception to the Broncos' 20-yard line on third-and-four in the fourth quarter.
- At Green Bay (11/17), started at tight end and snared a reception for 31 yards. Kickstarted the Titans' third touchdown drive with a 31-yard catch down the left sideline in the third quarter.
- Against Cincinnati (11/27), played as a reserve at tight end and hauled in three receptions for 35 yards. Kept the Titans' final scoring drive alive with a 17-yard catch on third-and-one in the final stanza.
- At Philadelphia (12/4), led the team with four receptions and 68 receiving yards. Tied for the team lead with two special teams tackles on coverage units. Set up a Titans' field goal with a 41-yard catch-and-run reception in the second quarter.
- Against Jacksonville (12/11), played as a reserve at tight end and led the team with six catches for 45 yards with a touchdown. Gave the Titans' a 14-7 lead with a 10-yard touchdown reception late in the first quarter. Snared a two-point conversion in the fourth quarter.
- At L.A. Chargers (12/18), started at tight end and tied for the team lead with four receptions for 54 yards. Registered a special teams tackle. Set up the Titans' final touchdown with a 28-yard reception down to the Chargers' 21-yard line in the fourth quarter.
- Against Houston (12/24), played as a reserve at tight end and collected a reception for 10 yards. Led the team with two special teams tackles on coverage units.
- Against Dallas (12/29), started at tight end and caught three passes for 24 yards.
- At Jacksonville (1/7), started at tight end and tied for the team lead with four catches for a team-best 42 receiving yards with a touchdown. Extended the Titans' opening scoring drive with a 10-yard grab on third-and-two in the first stanza. Gave the Titans a 10-0 advantage with a 21-yard touchdown with an over-the-shoulder grab in the end zone in the second quarter.

COLLEGE:

- In four seasons at Maryland (2018-21), Okonkwo appeared in 37 games with 20 starts and tallied 77 receptions for 717 yards and eight touchdowns, and added three carries for 72 yards and three scores, including a career-long rush of 54 yards. Did not play during the 2020 season because of myocarditis due to COVID.

AS A SENIOR (2021), started all 13 games and posted career-high marks with 52 catches for 447 yards and a team-leading five touchdowns. His 52 receptions ranked second-most by a tight end in a single season in Maryland history behind only Frank Wycheck (58; 1990), and his 447 receiving yards were the most by a Terps tight end since Vernon Davis (871; 2005).

- At Penn State (11/6), recorded 12 catches for 85 yards, which marked the second-most receptions in a single game by a tight end in school history.
- At Michigan State (11/13), caught eight passes for 112 yards and two touchdowns. His receiving yards marked the most receiving yards in a game by a Maryland tight end since Vernon Davis (139 yards at North Carolina, 11/12/05), and his career-best two touchdowns both went for a career-long 32 yards.

AS A JUNIOR (2020), sat out the season with myocarditis due to COVID.

AS A SOPHOMORE (2019), appeared in all 12 games with three starts and tallied 19 catches for 201 yards and two touchdowns. Ranked second on the squad in receptions and third on the team in receiving yards.

- Against Indiana (10/19), caught a then-career-best five passes for 43 yards and a touchdown.

AS A FRESHMAN (2018), saw action in 12 contests and made four starts. Amassed six catches for 69 yards and a score, and rushed three times for 72 yards and three touchdowns, including a career-long rush of 54 yards.

- Against Illinois (10/27), caught one 25-yard touchdown and rushed for a career-long 54-yard score.
- Graduated from Maryland in May 2021 with a degree in kinesiology and also pursued a graduate degree in technology entrepreneurship.

PERSONAL:

- Attended Hillgrove (Ga.) High School where he was a consensus three-star recruit.
- Also competed in basketball and track and field (triple jump).
- He has two older sisters.
- Son of the late Charlton and Isioma Okonkwo.
- Follow Okonkwo on Instagram @Chig and on Twitter @ChigTweets.
- Born Chigoziem Charlton Okonkwo on Sept. 8, 1999 in Powder Springs, Ga.

CHIG OKONKWO'S COLLEGE STATISTICS

REGULAR SEASON		RECEIVING							RUSHING				
Year	Team	GP	GS	No	Yds	Avg	Lg	TD	Att	Yds	Avg	Lg	TD
2018	Maryland	12	4	6	69	11.5	25	1	3	72	24.0	54	3
2019	Maryland	12	3	19	201	10.6	23	2	0	0	-	-	0
2020	Maryland	0	0	0	0	-	-	0	0	0	-	-	0
2021	Maryland	13	13	52	447	8.6	32t	5	0	0	-	-	0
NFL Totals		37	20	77	717	9.3	32t	8	3	72	24.0	54	3

Single-Game Highs

Receptions - 12 vs. Penn State (11/6/21)
 Receiving Yards - 112 at Michigan State (11/13/21)
 Long Reception - 32 at Michigan State (11/13/21)
 Touchdowns - 2 at Michigan State (11/13/21)

Rushes - 1 (Three times, last vs. Illinois 10/27/18)
 Rushing Yards - 54 vs. Illinois 10/27/18
 Long Rush - 54 vs. Illinois 10/27/18
 Rushing Touchdowns - 1 (Three times, last vs. Ohio State 11/17/18)

CHIG OKONKWO'S GAME-BY-GAME

2022 Tennessee Titans				RECEIVING																
Date	Opp.	W/L	P/S	No	Yds	Avg	Lg	TD												
Sept 11	NYG	L	p	1	11	11.0	11	0	Dec 4	@	Phi	L	p	4	68	17.0	41	0		
Sept 19	@ Buf	L	p	0	0	-	0	0	Dec 11		Jax	L	p	6	45	7.5	15	1		
Sept 25	LV	W	p	0	0	-	0	0	Dec 18	@	LAC	L	S	4	54	13.5	28	0		
Oct 2	@ Ind	W	S	3	38	12.7	23	1	Dec 24		Hou	L	p	1	10	10.0	10	0		
Oct 9	@ Was	W	p	0	0	-	0	0	Dec 29		Dal	L	S	3	24	8.0	12	0		
Oct 23	Ind	W	S	0	0	-	0	0	Jan 7	@	Jax	L	S	3	42	14.0	21t	1		
Oct 30	@ Hou	W	p	1	3	3.0	3	0	Totals					7-10	17/8	32	450	14.1	48	3
Nov 6	@ KC	L	S	1	48	48.0	48	0												
Nov 13	Den	W	S	1	41	41.0	41	0												
Nov 17	@ GB	W	S	1	31	31.0	31	0												
Nov 27	Cin	L	p	3	35	11.7	17	0												

CHIG OKONKWO'S NFL STATISTICS

REGULAR SEASON				RECEIVING						RUSHING				
Year	Team	GP	GS	No	Yds	Avg	Lg	TD	Att	Yds	Avg	Lg	TD	
2022	Tennessee	17	8	32	450	14.1	48	3	3	2	0.7	6	0	
NFL Totals		17	8	32	450	14.1	48	3	3	2	0.7	6	0	

Single-Game Highs

Receptions - **6 vs. Jacksonville (12/11/22)**
 Receiving Yards - **68 at Philadelphia (12/4/22)**
 Long Reception - **48 at Kansas City (11/6/22)**
 Receiving Touchdowns - **1 (Three times, last at Jacksonville (1/7/23))**

Additional Statistics

Special Teams Tackles - **7 (2022)**



59 SAM OKUAYINONU

DEFENSIVE TACKLE • 6'1" • 269 LBS • COLLEGE: MARYLAND
ACQUIRED: FREE AGENT - 2022 • NFL EXPERIENCE (NFL/TITANS): ROOKIE
HOMETOWN: LOWELL, MASS.
GAMES PLAYED/GAMES STARTED: 6/0 (PLAYOFFS: 0/0)



PRO: The Titans signed Sam Okuayinonu (oh-KWAHN-new) as an undrafted rookie free agent following the 2022 NFL Draft. The 6-foot-1-inch, 269-pounder appeared in 28 games with 17 starts over three seasons at Maryland (2019-21) and totaled 103 tackles, 14.5 tackles for loss and 7.5 sacks. The Lowell, Mass., native transferred to Maryland from Mesabi Range Community College (Minn.) where he played one season (2018) and tallied 62 tackles, 21.5 tackles for loss, 17.5 sacks, one forced fumble and one fumble recovery. He transferred to Mesabi Range from Coahoma Community College (Miss.) in 2017 where he did not appear in a game.

TITANS TIDBITS:

- Okuayinonu loved soccer growing up and only began playing football during his senior year of high school, after a friend suggested his physique could make him a great football player. Including high school, college and pros, 2022 is only his seventh season of football.
- Okuayinonu is a native of Liberia and lived there until he was 12 years old when he escaped the country's civil war.
- Okuayinonu has the phrase, 'Deakonti' tattooed on him. The word is his mother's middle name and means, 'Everything has time' in his native language of Bassa. He tweeted this phrase the day he was cut from the preseason roster, but replied back to it preaching its meaning once he was signed to the 53-man roster during Week Five.
- His nickname is 'Sam-O.'

CAREER TRANSACTIONS:

- The Lowell, Mass. native was signed by the Titans as an undrafted free agent on May 13, 2022.
- Waived by the Titans on Aug. 30, 2022 and signed to the team's practice squad a day later.
- Signed by the Titans to their active roster from the practice squad on Oct. 4, 2022.
- Waived by the Titans on Dec. 6, 2022 and signed to the team's practice squad two days later.
- Signed by the Titans to their active roster from the practice squad on Dec. 29, 2022.
- Waived by the Titans on Dec. 30, 2022 and signed to the team's practice squad four days later.

SEASON RECAPS:

- 2022 (6/0):** Saw action in six games as a reserve during his rookie campaign and registered 11 tackles, a half sack and two quarterback pressures. Was inactive for three contests. Spent eight games on the Titans' practice squad.
- At Washington (10/9), made his NFL debut as a reserve at outside linebacker and recorded a half sack to go along with a quarterback pressure. Combined with Jeffery Simmons to sack Wentz for an eight-yard loss in the fourth quarter.
 - Against Indianapolis (10/23), was inactive.
 - At Houston (10/30), played as a reserve at outside linebacker and notched a tackle.
 - At Kansas City (11/6), was inactive.
 - Against Denver (11/13), played as a reserve at outside linebacker and posted three tackles with a quarterback pressure.
 - At Green Bay (11/17), saw action as a reserve at outside linebacker and registered three tackles. Combined with Roger McCreary to stuff Aaron Jones for a four-yard loss on a rush off right end in the third quarter.
 - Against Cincinnati (11/27), played as a reserve at outside linebacker and

collected two tackles.

- At Philadelphia (12/4), was inactive.
- Against Dallas (12/29), saw action as a reserve on the defensive front and collected a tackle.

COLLEGE:

- Appeared in 28 games with 17 starts over three seasons at Maryland (2019-21) and totaled 103 tackles, 14.5 tackles for loss and 7.5 sacks. He transferred to Maryland from Mesabi Range Community College (Minn.) where he played one season (2018) and tallied 62 tackles, 21.5 tackles for loss, 17.5 sacks, one forced fumble and one fumble recovery. He transferred to Mesabi Range from Coahoma Community College (Miss.) in 2017 where he did not appear in a game.
- As a redshirt senior (2021), started all 12 games at Maryland and posted 55 tackles, 8.5 tackles for loss, and a team-leading six sacks and earned third-team All-Big Ten recognition.
- As a senior (2020), played in five games with four starts for the Terrapins and amassed 17 tackles, 1.5 tackles for loss, one half sack and was named team captain.
- As a junior (2019), he transferred to Maryland and saw action in 11 games with one start, registering 31 tackles, 4.5 tackles for loss and one sack.
- As a sophomore (2018) he transferred to Mesabi Range Community College (Minn.) and racked up 62 tackles, 21.5 tackles for loss, 17.5 sacks, one forced fumble and one fumble recovery. he was named the Minnesota College Athletic Conference Defensive Player of the Year and earned all-region and All-MCAC first-team recognition.
- As a freshman (2017) at Coahoma Community College he did not appear in a game.
- Graduated from Maryland in May 2021 with a degree in family science.

PERSONAL:

- Attended Lowell (Mass.) High School where he only began playing football as a senior and was rated a three-star recruit by 247Sports.
- Son of Clara Okuayinonu.
- Follow Okuayinonu on Twitter @okuayinonu and on Instagram @sam.ok97.
- Last name pronounced oh-KWAHN-new
- Born Sam Okuayinonu on May 1, 1998 in Monrovia, Liberia.

SAM OKUAYINONU'S GAME-BY-GAME

2022 Tennessee Titans

Date	Opp	W/L	P/S	Tot	Solo	Asst	Sk	- Yds	QBP	TFL	Int	Yds	-TD	PD	FF	FR	Yds	SpT	
Sept 11	NYG	L	PS																
Sept 19	@ Buf	L	PS																
Sept 25	LV	W	PS																
Oct 2	@ Ind	W	PS																
Oct 9	@ Was	W	p	1	0	1	0.5	4.0	1	0	0	0	0	0	0	0	0	0	0
Oct 23	Ind	W	IA																
Oct 30	@ Hou	W	p	1	0	1	0.0	0.0	0	0	0	0	0	0	0	0	0	0	0
Nov 6	@ KC	L	IA																
Nov 13	Den	W	p	3	2	1	0.0	0.0	1	0	0	0	0	0	0	0	0	0	0
Nov 17	@ GB	W	p	3	0	3	0.0	0.0	0	0	0	0	0	0	0	0	0	0	0
Nov 27	Cin	L	p	2	0	2	0.0	0.0	0	0	0	0	0	0	0	0	0	0	0

Dec 4	@ Phi	L	IA																	
Dec 11	Jax	L	PS																	
Dec 18	@ LAC	L	PS																	
Dec 24	Hou	L	PS																	
Dec 29	Dal	L	p									1	1	0	0.0	0.0	0	0	0	0
Jan 7	@ Jax	L	PS																	
Totals				7-10	6/0	11	3	8	0.5	4.0	2	0	0	0	0	0	0	0	0	0

SAM OKUAYINONU'S NFL STATISTICS

REGULAR SEASON		TACKLES										INTERCEPTIONS					FUMBLES			
Year	Team	GP	GS	Tot	Solo	Asst	Sk	Yds	QBP	TFL	No	Yds	Lg	TD	PD	FF	FR	Yds	SpT	
2022	Tennessee	6	0	11	3	8	0.5	4.0	2	0	0	0	0	0	0	0	0	0	0	
NFL Totals		6	0	11	3	8	0.5	4.0	2	0	0	0	0	0	0	0	0	0	0	

Single-Game Highs

Tackles - **3 (Twice, last at Green Bay 11/17/22)**

Sacks - **0.5 at Washington (10/9/22)**

Quarterback Pressures - **1 (Twice, last vs. Jacksonville 12/11/22)**



72 JAYDEN PEEVY

DEFENSIVE END • 6'5" • 308 LBS • COLLEGE: TEXAS A&M
ACQUIRED: FREE AGENT - 2022 • NFL EXPERIENCE (NFL/TITANS): ROOKIE
HOMETOWN: BELLAIRE, TEXAS
GAMES PLAYED/GAMES STARTED: 1/0 (PLAYOFFS: 0/0)



PRO: The Titans signed Jayden Peevy as a rookie free agent following the 2022 NFL Draft. The 6-foot-5-inch, 308-pounder appeared in 58 games with 24 starts over five seasons at Texas A&M (2017-21) and totaled 137 career tackles, 19 tackles for loss, 7.5 sacks, one interception, eight passes defended, one forced fumble, one fumble recovery and four blocked kicks. The Bellaire, Texas, native was waived by the Titans during 2022 roster cuts and signed to the practice squad the following day.

TITANS TIDBITS:

- Peevy began playing football as a junior in high school.
- In high school, Peevy was receiving collegiate offers from smaller schools for basketball, as a 6-foot-6-inch, 250-pound player, but felt that because of his size, he would truly excel playing football.

CAREER TRANSACTIONS:

- The Bellaire, Texas, native was originally signed by the Titans as a rookie free agent following the 2022 NFL Draft.
- Waived by the Titans on Aug. 30, 2022 and signed to the team's practice squad a day later.
- Activated from the practice squad to the active roster standard elevation on Dec. 29, 2020.

SEASON RECAPS:

2022 (1/0): Played in one game as a reserve on the defensive line. Spent 16 games on the Titans' practice squad.

- Against Dallas (12/29), made his NFL debut as a reserve on the defensive front.

COLLEGE:

- Appeared in 58 games with 24 starts over five seasons at Texas A&M (2017-21) and totaled 137 career tackles, 19 tackles for loss, 7.5 sacks, one interception, eight passes defended, one forced fumble, one fumble recovery and four blocked kicks.
- As a redshirt senior (2021), started all 11 games and posted a career-high 43 tackles and six tackles for loss. Added two sacks, one interception, a career-best four passes defended and one forced fumble. Earned SEC Defensive Lineman of the Week honors after the team's win over Colorado, amassing seven tackles and one interception. Awarded the program's Defensive Mr. Dependable Award.
- As a senior (2020), started all 10 games and recorded 34 tackles, five tackles for loss, one sack, one pass defended and one fumble recovery. Named SEC Defensive Lineman of the Week for his performance against Mississippi State.
- As a junior (2019), saw action in 12 games and made three starts. Tallied 34 tackles, five tackles for loss, a career-high 2.5 sacks, one pass defended and one blocked extra point attempt.
- As a sophomore (2018), appeared in all 13 games and notched nine tackles, two tackles for loss, one sack, one pass defended and two blocked

field goals.

- As a freshman (2017), played in 12 contests and posted 17 tackles, one tackle for loss, one sack, one pass defended and one blocked kick.
- Graduated from Texas A&M with a degree in youth development.

PERSONAL:

- Attended Bellaire (Texas) High School where he tallied 77 tackles and 10 sacks as a senior in 2016.
- Tabbed as a four-star recruit by Scout and Rivals and a three-star recruit by PrepStar and ESPN.
- Began playing football as a junior in high school.
- Also played basketball.
- Has two brothers, Brandon Joseph and Trevor Peevy, and one sister, Marché Peevy.
- Follow Peevy on Twitter and Instagram @jaydenpeevee.
- Born Jayden Peevy on Sept. 3, 1999 in Bellaire, Texas.



78 NICHOLAS PETIT-FRERE

OFFENSIVE LINEMAN • 6'5" • 316 LBS • COLLEGE: OHIO STATE
ACQUIRED: 3RD ROUND - 2022 • NFL EXPERIENCE (NFL/TITANS): ROOKIE
HOMETOWN: TAMPA, FLA.
GAMES PLAYED/GAMES STARTED: 16/16 (PLAYOFFS: 0/0)



PRO: The Titans used their third-round selection in the 2022 NFL Draft on offensive lineman Nicholas Petit-Frere. The 6-foot-5-inch, 316-pounder from Ohio State brings strength and athleticism to the position group. A native of Tampa, Fla., Petit-Frere played in 35 games with the Buckeyes and was a member of three consecutive Big Ten Conference championship teams.

TITANS TIDBITS:

- Petit-Frere was about 270 pounds when he arrived at Ohio State, and it took him a while to get to his current weight around 315 pounds. During the COVID-19 pandemic, he learned how to cook to help him continue his weight progress. He still enjoys cooking to this day, especially a lot of pastas, but says he can cook anything. He really enjoys trying out new recipes.
- Petit-Frere is trying to learn how to play the piano after playing the cello in middle school.
- Petit-Frere worked for Metropolitan Ministries in high school and would like to continue to be involved in education and causes to help underprivileged children and victims of domestic violence.

CAREER TRANSACTIONS:

- The Tampa, Fla., native was selected by the Titans in the third round (69th overall) of the 2022 NFL Draft.

SEASON RECAPS:

2022 (16/16): Started 16 games at right tackle as a rookie and helped open holes for Derrick Henry to finish second in the NFL with 1,538 rushing yards. Was inactive for one contest.

- Against N.Y. Giants (9/11), made his NFL debut as a starter at right tackle and was a part of an offensive line that allowed just one sack for zero yards on 33 pass attempts.
- At Buffalo (9/19), started at right tackle.
- Against Las Vegas (9/25), started at right tackle and was a member of an offensive front that allowed just one sack on 27 pass attempts.
- At Indianapolis (10/2), started at right tackle and helped open holes for Derrick Henry to amass 114 rushing yards on 22 carries with a touchdown.
- At Washington (10/9), started at right tackle and helped create running lanes for Derrick Henry to post 102 yards on the ground with two rushing scores.
- Against Indianapolis (10/23), started at right tackle and blocked for Derrick Henry to collect 128 yards on the ground.
- At Houston (10/30), started at right tackle and helped open holes for Titans' ball carriers to gain 314 rushing yards, the second-highest total in franchise history, including a 219-yard, two-touchdown performance by Derrick Henry.
- At Kansas City (11/6), started at right tackle and blocked for Derrick Henry to amass 115 rushing yards on 17 carries with two rushing touchdowns.
- Against Denver (11/13), started at right tackle and was a part of an offensive front that allowed just one sack on 36 pass attempts.
- At Green Bay (11/17), started at right tackle and blocked for an offense that amassed 408 total yards with four touchdowns.
- Against Cincinnati (11/27), started at right tackle.
- At Philadelphia (12/4), started at right tackle.
- Against Jacksonville (12/11), started at right tackle and helped Derrick Henry rush for 121 yards on 17 carries with a touchdown.
- At L.A. Chargers (12/18), started at right tackle and opened holes for Derrick Henry to amass 104 rushing yards on 21 carries with a touchdown.

- Against Houston (12/24), started at right tackle and blocked for Derrick Henry to rush for 126 yards on 23 carries with a touchdown. Left the game in the third quarter with an injury.

- Against Dallas (12/29), was inactive.
- At Jacksonville (1/7), started at right tackle and helped open holes for Derrick Henry to amass 109 rushing yards.

COLLEGE:

- Played parts of four seasons at Ohio State and saw action in 35 career games with 20 starts. Was a member of three consecutive Big Ten Conference championship teams (2018-20) and was a part of two Ohio State teams that qualified for the College Football Playoffs (2019-2020).

AS A JUNIOR (2021), named first team All-Big Ten by both the coaches and media after starting all 12 games at left tackle. Earned first-team All-American honors by the Football Writers Association of America and CBS Sports. Helped Ohio State rank No. 1 in the nation in total offense and scoring offense. Was on the 2021 Outland Trophy watch list.

AS A SOPHOMORE (2020), received second-team All-Big Ten honors after starting seven games at right tackle for the eighth-ranked rushing attack in the country. Selected an Ohio State scholar-athlete and named Academic All-Big Ten.

AS A REDSHIRT FRESHMAN (2019), saw action in 13 games with one start at left tackle against Northwestern.

AS A TRUE FRESHMAN (2018), played in three games as a reserve before being redshirted. Named an Ohio State scholar-athlete.

- Graduated in the Fall of 2021 with a bachelor's degree in business marketing from Ohio State.

PERSONAL:

- Attended Berkeley Prep (Tampa, Fla.) and was the nation's consensus top-ranked offensive tackle prospect with ESPN, Rivals and 247Sport.
- Was a consensus five-star recruit and one of just three offensive tackles in the 2018 class to receive a five-star designation. Was selected to the Under Armour All-America Game.
- As a senior (2017), was named a finalist for the Franklin D. Watkins Memorial Trophy Award, given to the top African-American high school football player in the country.
- As a junior (2016), helped lead the Buccaneers to the Class 3A state semifinals.
- Also played basketball for three years and participated in track and field as a senior.
- Was nicknamed The Law Firm in high school.
- Is the son of Loris Petit-Frere, who is a first-generation American from Haiti.
- Last name is pronounced puh-TEE FRAIR.
- Follow Petit-Frere on Twitter at @NicholasPetit.
- Follow Petit-Frere on Instagram at @nicholas_petitfrere.
- Born Nicholas Petit-Frere on Sept. 15, 1999 in Port St. Lucie, Fla.

NICHOLAS PETIT-FRERE'S COLLEGE STATISTICS

REGULAR SEASON

Year	Team	GP	GS
2018	Ohio State	3	0
2019	Ohio State	13	1
2020	Ohio State	7	7
2021	Ohio State	12	12
College Totals		35	20

Starts Breakdown:

2019 - LT 1; 2020 - RT 7; 2021 - LT 12

NICHOLAS PETIT-FRERE'S NFL STATISTICS

REGULAR SEASON

Year	Team	GP	GS
2022	Tennessee	16	16
NFL Totals		16	16

Starts Breakdown:

2022 - RT 16

Additional Career Statistics

Tackles - 1 (2022)



18 KYLE PHILIPS

WIDE RECEIVER • 5'11" • 189 LBS • COLLEGE: UCLA
ACQUIRED: 5TH ROUND - 2022 • HOMETOWN: SAN MARCOS, CALIF.
NFL EXPERIENCE (NFL/TITANS): ROOKIE
GAMES PLAYED/GAMES STARTED: 4/0 (PLAYOFFS: 0/0)



PRO: The Titans selected Kyle Philips in the fifth round (163rd overall) of the 2022 NFL Draft to bring quickness, sure hands and precision route running to the wide receiving corps. The 5-foot-11-inch, 189-pounder possesses the abilities to contribute heavily as a slot receiver and in the return game. A native of San Marcos, Calif., Philips spent four seasons at UCLA, where he played in 34 games with 23 starts.

CAREER HIGHLIGHTS:

- As a junior at UCLA in 2021, Philips led the Bruins in receptions (59), receiving yards (739) and receiving touchdowns (10). He also led the team in punt returns (nine) and punt return average (22.6).
- As a redshirt freshman in 2019, he posted a career-high 60 receptions for 681 yards and five touchdowns.

TITANS TIDBITS:

- Philips' maternal grandfather was Japanese. His family was placed in the Japanese internment camps during World War II.
- His best friend is Terrell Burgess, a teammate at San Marcos (Calif.) High School and safety with the Los Angeles Rams.
- Philips claims one of his hidden talents is badminton, and he also considers himself an excellent barbecue grillmaster.
- He lists "The Office" as his favorite TV show to binge and "Step Brothers" as his favorite movie.

CAREER TRANSACTIONS:

- The San Marcos, Calif., native was selected by the Titans in the fifth round (163rd overall) of the 2022 NFL Draft.

SEASON RECAPS:

2022 (4/0): Saw action as a reserve in four games during his rookie campaign and caught eight passes for 78 yards. Returned five punts for 62 yards with a long return of 46 yards. Was inactive for two contests. Placed on injured reserve on Oct. 25 and missed the final 11 games. Led the team in receptions once in 2022 (vs. NYG). Led the team in receiving yards once in 2022 (vs. NYG).

- Against N.Y. Giants (9/11), made his NFL debut as a reserve at wide receiver and led the team with six receptions and 66 receiving yards. Returned four punts for 62 yards with a long return of 46 yards. Fielded his first career punt and raced up the left sideline for a 46-yard return to the Giants 45-yard line setting up the Titans' first scoring drive. Kept the Titans' second touchdown drive alive with a five-yard grab on third-and-five in the third quarter. Got the Titans in field goal range with a 21-yard catch along the sideline late in the fourth quarter.
- At Buffalo (9/19), played as a reserve at wide receiver and on special teams. Snared a five-yard reception.
- Against Las Vegas (9/25), was inactive.
- At Indianapolis (10/2), saw limited action as a reserve at wide receiver.
- At Washington (10/9), played as a reserve at wide receiver and caught one pass for seven yards.
- Against Indianapolis (10/23), was inactive.

COLLEGE:

• In four years at UCLA, he started 23 of his 34 games and totaled 163 receptions for 1,821 yards and 17 touchdowns. Added 25 punt returns for 496 yards (19.8 avg.) with two touchdowns. Posted at least one reception in 32 of his 34 career games, including a reception streak of 29 games to end his career. Finished his career fourth on the all-time UCLA career receptions list. Became the first Bruin to lead the team in receptions in three

straight seasons since Craig Bragg from 2001 to 2004.

AS A JUNIOR (2021), started nine of his 11 games played and caught 59 passes for 739 yards and 10 touchdowns. Led Pac-12 receivers with 10 touchdown catches. Ranked second in the Pac-12 in receiving yards per game (67.18) and third in the league in receptions per game average (5.36). Averaged 22.6 yards per punt return, including an 82-yard touchdown to help UCLA rate No. 1 in the NCAA in punt returns as a team. Named first-team All-Pac-12 by the league coaches and Phil Steele. Selected to the second-team All-Pac-12 team as a kick returner by league coaches and Phil Steele. Named second-team All-Pac-12 as a receiver/returner by Associated Press and PFF.

- Against Fresno State (9/18), caught seven passes for 113 yards and two touchdowns, including a 42-yard score.
- At Stanford (9/25), turned in his second consecutive 100-yard, two-touchdown game, totaling five catches for 120 yards with a pair of scores, including a career-long 75-yarder.
- Against Colorado (11/13), posted a career-long 82-yard punt return for a touchdown and added eight receptions for 99 yards.
- At Southern California (11/20), recorded six catches for 80 yards and two touchdowns.
- Against California (11/27), posted six receptions for 32 yards and a pair of touchdowns in his final college action.

AS A SOPHOMORE (2020), saw action in all seven games, with six starts during a season that was shortened due to the COVID-19 pandemic. His 38 catches led the team and pushed him over the 100-career catch mark (27th Bruin to do so). Returned six punts for 77 yards (12.8 avg.). Named honorable mention All-Pac-12 by the league coaches and second-team All-Pac-12 by PFF and Phil Steele.

- At Oregon (11/21), caught eight passes for a season-high 91 yards and added a career-long 29-yard rushing attempt.
- Against Southern California (12/12), tied his season high with eight receptions for 63 yards.

AS A REDSHIRT FRESHMAN (2019), saw action in all 12 games, with eight starts. Totaled a career-high 60 receptions for 681 yards and five touchdowns. His 60 catches were the most ever by a freshman player at UCLA (redshirt or true). Became the first Bruin redshirt freshman to lead the team in receptions since 2001 (Craig Bragg). Totaled three or more catches in nine games. Had 10 catches at Stanford and his two 10-plus catch efforts rank tied for third on the all-time UCLA list (behind only J.J. Stokes and Jordan Lasley, who each had three). Helped UCLA rate second in the nation in punt return average with a 22.5 yards per return mark.

- Against Oklahoma (9/14), scored his first college touchdown on a 13-yard reception.
- At Washington State (9/21), returned a punt 69 yards for a touchdown.
- At Stanford (10/17), caught 10 passes for 100 yards and a season-high two touchdowns.
- At Southern California (11/23), totaled 12 receptions for 123 yards. His 12 catches tied for the fourth-most ever by a Bruin receiver in any game.

AS A TRUE FRESHMAN (2018), redshirted after seeing action as a reserve receiver and special teams performer in the first four games of the season.

- Against Cincinnati (9/1), totaled three catches for 13 yards in the season opener and the first game of his college career.

- At Colorado (9/28), returned a punt for 32 yards.
- Graduated from UCLA in 2021 with a degree in political science.

and a brother-in-law (Trevor).

- Follow Philips on Twitter at @kylephilips17.
- Follow Philips on Instagram at @kylephilips.
- Born Kyle Michael Philips on June 17, 1999 in Las Vegas, Nev.

PERSONAL:

- Attended San Marcos (Calif.) High School, where he was as a four-star recruit by ESPN.com and 247 Sports. He was rated 247's No. 43 recruit in the state of California and No. 208 in the nation, while rising to No. 263 on the ESPN 300 national list.
- As a high school senior in 2017, he produced 59 receptions for 1,318 yards and 10 touchdowns, and he was credited with 26 tackles and a pair of interceptions on defense.
- As a high school junior, he caught 65 passes for 909 yards and 11 touchdowns.
- Also participated on his high school's track and field team.
- The son of Michael and Christie Philips, he has an older sister (McKenzie)

KYLE PHILIPS' COLLEGE STATISTICS

Year	Team	GP	GS	RECEIVING					RUSHING				
				No	Yds	Avg	Lg	TD	Att	Yds	Avg	Lg	TD
2018	UCLA	4	0	6	31	5.2	9	0	0	0	-	-	0
2019	UCLA	12	8	60	681	11.4	39	5	1	7	7.0	7	0
2020	UCLA	7	6	38	370	9.7	21t	2	4	40	10.0	29	0
2021	UCLA	11	9	59	739	12.5	75t	10	0	0	-	-	0
College Totals		34	23	163	1,821	11.2	75t	17	5	47	9.4	29	0

Year	Team	PUNT RETURNS					KICKOFF RETURNS				
		No	Yds	Avg	Lg	TD	No	Yds	Avg	Lg	TD
2018	UCLA	2	36	18.0	32	0	0	0	-	-	0
2019	UCLA	8	180	22.5	69t	1	0	0	-	-	0
2020	UCLA	6	77	12.8	28	0	0	0	-	-	0
2021	UCLA	9	203	22.6	82t	1	0	0	-	-	0
College Totals		25	496	19.8	82t	2	0	0	-	-	0

Single-Game Highs

Receptions - 12 at Southern California (11/23/19)

Receiving Yards - 123 at USC (11/23/19)

Long Reception - 75t at Stanford (9/25/21)

Receiving Touchdowns - 2 (Five times, last vs. Cal, 11/27/21)

Rushing Attempts - 2 vs. Southern California (12/12/20)

Rushing Yards - 29 at Oregon (11/21/20)

Long Rush - 29 at Oregon (11/21/20)

Punt Returns - 3 at Stanford (9/25/21)

Punt Return Yards - 93 vs. Colorado (11/13/21)

Long Punt Return - 82t vs. Colorado (11/13/21)

Punt Return Touchdowns - 1 (Twice, last vs. Colorado, 11/13/21)

KYLE PHILIPS' OFFENSIVE GAME-BY-GAME

2022 Tennessee Titans				RECEIVING					
Date	Opp.	W/L	P/S	No	Yds	Avg	Lg	TD	
Sept 11	NYG	L	p	6	66	11.0	21	0	
Sept 19	@ Buf	L	p	1	5	5.0	5	0	
Sept 25	LV	W	IA						
Oct 2	@ Ind	W	p	0	0	-	0	0	
Oct 9	@ Was	W	p	1	7	7.0	7	0	
Oct 23	Ind	W	IA						
Oct 30	@ Hou			Placed on injured reserve on Oct. 25					
Totals		4-2	4/0	8	78	9.8	21	0	

KYLE PHILIPS' RETURN GAME-BY-GAME

2022 Tennessee Titans				PUNT RETURNS						KICKOFF RETURNS					
Date	Opp	W-L	P/S	No	FC	Yds	Avg	Lg	TD	No	Yds	Avg	Lg	TD	
Sept 11	NYG	L	p	4	2	62	15.5	46	0	0	0	-	0	0	
Sept 19	@ Buf	L	p	1	0	0	0.0	0	0	0	0	-	0	0	
Sept 25	LV	W	IA												
Oct 2	@ Ind	W	p	0	0	0	0.0	0	0	0	0	-	0	0	
Oct 9	@ Was	W	p	0	0	0	0.0	0	0	0	0	-	0	0	
Oct 23	Ind	W	IA												
Oct 30	@ Hou			Placed on injured reserve on Oct. 25											
Totals		4-2	4/0	5	2	62	15.5	46	0	0	0	-	0	0	

KYLE PHILIPS' NFL STATISTICS

REGULAR SEASON				RECEIVING						RUSHING				
Year	Team	GP	GS	No	Yds	Avg	Lg	TD	Att	Yds	Avg	Lg	TD	
2022	Tennessee	4	0	8	78	9.8	21	0	0	0	-	0	0	
NFL Totals		4	0	8	78	9.8	21	0	0	0	-	0	0	

REGULAR SEASON				PUNT RETURNS				KICKOFF RETURNS				
Year	Team	No	FC	Yds	Avg	Lg	TD	No	Yds	Avg	Lg	TD
2022	Tennessee	5	2	62	15.5	46	0	0	0	-	0	0
NFL Totals		5	2	62	15.5	46	0	0	0	-	0	0

Single-Game Highs


Receptions - **6 vs. N.Y. Giants (9/11/22)**
 Receiving Yards - **66 vs. N.Y. Giants (9/11/22)**
 Long Reception - **21 vs. N.Y. Giants (9/11/22)**

Punt Returns - **4 vs. N.Y. Giants (9/11/22)**
 Punt Return Yards - **62 vs. N.Y. Giants (9/11/22)**
 Punt Return Long - **46 vs. N.Y. Giants (9/11/22)**



86 KEVIN RADER

TIGHT END • 6'4" • 250 LBS • COLLEGE: YOUNGSTOWN STATE
ACQUIRED: FREE AGENT - 2022 • NFL EXPERIENCE (NFL/TITANS): 2/1
HOMETOWN: PITTSBURGH, PA.
GAMES PLAYED/GAMES STARTED: 21/4 (PLAYOFFS: 2/0)



PRO: The Titans signed Kevin Rader to their practice squad just before the start of the 2022 regular season and elevated him to the active roster prior to Week 3. Prior to his arrival in Tennessee, the 6-foot-4-inch, 250-pounder played in seven games with two starts and amassed two receptions for eight yards with the Pittsburgh Steelers. Rader was originally signed by the Green Bay Packers as an undrafted free agent following the 2018 NFL Draft. The Pittsburgh, Pa., native spent the last two campaigns with the Steelers.

CAREER HIGHLIGHTS:

- In 2021, Rader set career-high marks in games played (6), games started (2), receptions (2), receiving yards (8), and receiving long (7).

TITANS TIDBITS:

- Rader went on an 8,000-calorie-a-day diet one offseason in college in order to try to add 50 extra pounds and bulk up for the following season.
- As a senior, Rader was the recipient of the William Wallace Watson Scholarship which is given to a passionate Youngstown State student-athlete for whom it will make a difference in their life.

CAREER TRANSACTIONS:

- The Pittsburgh, Pa., native was signed by the Green Bay Packers as an undrafted free agent on May 4, 2018.
- Waived by the Packers on Sept. 1, 2018.
- Signed by the Pittsburgh Steelers to a reserve/futures contract on Jan. 9, 2019.
- Waived by the Steelers on Aug. 31, 2019 and signed to the team's practice squad a day later.
- Waived by the Steelers on Sept. 5, 2020 and signed to the team's practice squad a day later.
- Signed by the Steelers to their active roster from the practice squad on Nov. 24, 2020.
- Waived by the Steelers on Aug. 31, 2021 and signed to the team's practice squad a day later.
- Signed by the Steelers to their active roster from the practice squad on Nov. 8, 2021.
- Waived by the Steelers on Aug. 30, 2022.
- Signed by the Titans to the team's practice squad on Sept. 1, 2022.
- Signed by the Titans to the team's active roster off of the practice squad on Sept. 22, 2022.

SEASON RECAPS:

2022 (14/2 - Tennessee): Saw action in 14 games with two starts at tight end in his first season with the Titans. Ranked fourth on the team with nine special teams tackles. Was inactive for one contest. Spent the first two games on the Titans' practice squad. Led or tied for the team lead in special teams tackles three times in 2022 (at WAS, vs. JAX, at LAC).

- Against Las Vegas (9/25), made his Titans debut as a reserve at tight end and on special teams.
- At Indianapolis (10/2), played as a reserve at tight end and on special teams.
- At Washington (10/9), led the team with a career-high three special teams tackles on coverage units.
- Against Indianapolis (10/23), notched a special teams tackle on coverage units.
- At Houston (10/30), played as a reserve at tight end and helped open holes for Titans' ball carriers to gain 314 rushing yards, the second-highest total in franchise history, including a 219-yard, two-touchdown performance

by Derrick Henry.

- At Kansas City (11/6), saw action as a reserve at tight end and on special teams.
- Against Denver (11/13), posted a special teams tackle on coverage units.
- At Green Bay (11/17), was inactive.
- Against Cincinnati (11/27), made his first start at tight end with the Titans.
- At Philadelphia (12/4), played as a reserve at tight end and on special teams. Collected a special teams tackle on coverage units.
- Against Jacksonville (12/11), started at tight end and posted a special teams tackle on coverage units.
- At L.A. Chargers (12/18), tied for the team lead with two special teams tackles on coverage units.
- Against Houston (12/24), played as a reserve at tight end and on special teams.
- Against Dallas (12/29), saw action as a reserve at tight end and on special teams.
- At Jacksonville (1/7), played as a reserve at tight end and on special teams.

2021 (6/1 - Pittsburgh): Saw action in six games with two starts and caught two passes for eight yards, all of which set career-high marks. Spent nine weeks on the Steelers' practice squad. Was inactive for two contests.

- Against Chicago (11/8), tallied one-yard reception in his season debut.
- At Kansas City (12/26), notched one reception for a career-long seven yards.

2020 (1/1 - Pittsburgh): Made his NFL debut and appeared in one game on the season. Was inactive for three contests. Spent 10 weeks on the Steelers' practice squad.

- At Cleveland (1/3/), made his first career start in his NFL debut.

2019 (0/0 - Pittsburgh): Spent 15 weeks on the Steelers' practice squad.

COLLEGE:

- Played in 42 games over four seasons at Youngstown State (2014-17) and caught 41 passes for 601 yards and four touchdowns during his career.
- As a senior (2017), played in 11 games and tallied 22 receptions for 272 yards and two touchdowns.
- As a junior (2016), played in a career-high 16 games and tallied 17 receptions for 285 yards and two touchdowns.
- As a sophomore (2015), saw action in 11 games, recording two catches for 44 yards in his first season playing tight end.
- As a redshirt freshman (2014), played in five games as a reserve on the defensive line and recorded one tackle.
- Redshirted in 2013.
- Majored in management at Youngstown State.

PERSONAL:

- Attended Pine Richland (Pa.) High School and was an all-conference selection as a defensive end.
- Son of Janet and Eric Rader.
- Has one brother and one sister.
- Born Kevin Charles Rader on April 26, 1995 in Pittsburgh, Pa.

KEVIN RADER'S TITANS GAME-BY-GAME

2022 Tennessee Titans				RECEIVING														
Date	Opp.	W/L	P/S	No	Yds	Avg	Lg	TD										
Sept 11	NYG	L	PS						Dec 4	@	Phi	L	p	0	0	-	0	0
Sept 19	@ Buf	L	PS						Dec 11		Jax	L	S	0	0	-	0	0
Sept 25	LV	W	p	0	0	-	0	0	Dec 18	@	LAC	L	p	0	0	-	0	0
Oct 2	@ Ind	W	p	0	0	-	0	0	Dec 24		Hou	L	p	0	0	-	0	0
Oct 9	@ Was	W	p	0	0	-	0	0	Dec 29		Dal	L	p	0	0	-	0	0
Oct 23	Ind	W	p	0	0	-	0	0	Jan 7	@	Jax	L	p	0	0	-	0	0
Oct 30	@ Hou	W	p	0	0	-	0	0	Totals					7-10	14/2	0	0	0
Nov 6	@ KC	L	p	0	0	-	0	0										
Nov 13	Den	W	p	0	0	-	0	0										
Nov 17	@ GB	W	IA															
Nov 27	Cin	L	S	0	0	-	0	0										

KEVIN RADER'S NFL STATISTICS

REGULAR SEASON				RECEIVING						RUSHING				
Year	Team	GP	GS	No	Yds	Avg	Lg	TD	Att	Yds	Avg	Lg	TD	
2020	Pittsburgh	1	1	0	0	-	0	0	0	0	-	0	0	
2021	Pittsburgh	6	1	2	8	4.0	7	0	0	0	-	0	0	
2022	Tennessee	14	2	0	0	-	0	0	0	0	-	0	0	
NFL Totals		21	4	2	8	4.0	7	0	0	0	-	0	0	

PLAYOFFS				RECEIVING						RUSHING				
Year	Team	GP	GS	No	Yds	Avg	Lg	TD	Att	Yds	Avg	Lg	TD	
2020	Pittsburgh	1	0	0	0	-	0	0	0	0	-	0	0	
2021	Pittsburgh	1	0	0	0	-	0	0	0	0	-	0	0	
Playoff Totals		2	0	0	0	-	0	0	0	0	-	0	0	

Single-Game Highs

Receptions - 1 (Twice, last at Kansas City 12/26/21)
 Receiving Yards - 7 at Kansas City (12/26/21)
 Long Reception - 7 at Kansas City (12/26/21)

Additional Statistics

Special Teams Tackles - **9 (2022)**



75 DILLON RADUNZ

OFFENSIVE LINEMAN • 6'6" • 301 LBS • COLLEGE: NORTH DAKOTA STATE
ACQUIRED: 2ND ROUND - 2021 • NFL EXPERIENCE (NFL/TITANS): 2/2
HOMETOWN: BECKER, MINN.
GAMES PLAYED/GAMES STARTED: 23/5 (PLAYOFFS: 0/0)



PRO: The Titans used their second-round selection in the 2021 NFL Draft on technically-sound offensive lineman Dillon Radunz (pronounced "RAY-dinz") who brings athleticism and versatility to the position group. The 6-foot-6-inch, 301-pounder appeared in 12 games with one start at left tackle during his rookie campaign in 2021. A native of Becker, Minn., Radunz declared for the NFL Draft after North Dakota State's lone fall game his senior season, choosing to forego the Bisons' spring football schedule. He started 32 collegiate games at NDSU and was a member of four Missouri Valley Football Conference championship teams and three NCAA Division I football national championships.

CAREER HIGHLIGHTS:

- In 2021, Radunz logged his first career NFL start at left tackle on Thursday Night Football against San Francisco (12/23).

TITANS TIDBITS:

- Radunz has a long history with the jersey number 75. At Becker (Minn.) High School, No. 75 was passed down from the previous player of the year to him. After he won the player of the year award, he passed it on to the next winner. Then he was issued the number at North Dakota State and later passed it on to his younger brother, Nick.
- The community fellowship program Alcoholics Anonymous has a special place in Radunz's life due to his father's struggles with alcoholism. His father, Jeff, passed away at the age of 45 in an alcohol-related incident when Dillon was 12.
- During the COVID-19 pandemic in 2020-21, Radunz took up golfing and went hog hunting for the first time in Oklahoma. He is also trying to learn how to play the guitar.

CAREER TRANSACTIONS:

- The Becker, Minn., native was selected by the Titans in the second round (53rd overall) of the 2021 NFL Draft.

SEASON RECAPS:

2022 (11/4): Saw action in 11 games with four starts, two at left guard and two at right guard. Also saw action as a reserve at left tackle. Did not play in three games. Placed on injured reserve on Dec. 21 and missed the final three contests.

- Against N.Y. Giants (9/11), saw action as a reserve on special teams.
- At Buffalo (9/19), saw limited action as a reserve on special teams and as an extra tackle in jumbo sets.
- Against Las Vegas (9/25), suited up but did not see action in the game.
- At Indianapolis (10/2), saw limited action as a reserve as an extra tight end.
- At Washington (10/9), made his first start of the season at right guard and helped create running lanes for Derrick Henry to post 102 yards on the ground with two rushing scores.
- Against Indianapolis (10/23), started at right guard and blocked for Derrick Henry to collect 128 yards on the ground.
- At Houston (10/30), saw limited action as a reserve as an extra tight end.
- At Kansas City (11/6), played as a reserve as an extra tight end.
- Against Denver (11/13), suited up but did not see action.
- At Green Bay (11/17), made his first career start at left guard and blocked for an offense that amassed 408 total yards with four touchdowns.
- Against Cincinnati (11/27), started at left guard.
- At Philadelphia (12/4), played as a reserve at right guard late in the fourth quarter.
- Against Jacksonville (12/11), dressed but did not play.

- At L.A. Chargers (12/18), played as a reserve at left tackle before leaving the game in the second quarter with an injury.

2021 (12/1, 0/0): Played in 12 games with one start at left tackle during his rookie campaign. Was inactive for five regular season games and the postseason contest. Made his NFL debut at Seattle (9/19/21). Made his first career NFL start against San Francisco (12/23/21).

- At Seattle (9/19), saw action in his first NFL contest on special teams.
- Against Kansas City (10/24), saw significant action at left guard after Rodger Saffold III left the game with an injury. Played limited snaps at right guard after Nate Davis left the game briefly with an injury. Helped block for an offense that registered 369 total yards while only allowing one sack on 28 pass attempts.
- At Indianapolis (10/31), entered the game at right guard late in the third quarter after Nate Davis left with an injury.
- At L.A. Rams (11/7), saw action on special teams and as an extra tight end in jumbo sets.
- At New England (11/28), played as a reserve at left guard for the final series.
- Against San Francisco (12/23), made his first career NFL start at left tackle. Helped the Titans convert a season-high nine third downs on 16 attempts in the game, while scoring on four of its five possessions in the second half.
- Against Miami (1/2), played as a reserve at left guard late in the fourth quarter.

COLLEGE:

- Played parts of four seasons at North Dakota State and saw action in 33 career games with 32 starts. Was a member of four Missouri Valley Football Conference championship teams and three NCAA Division I football national championships. Selected as a two-time FCS All-American and 2019 consensus first-team pick.
- As a senior (2020), made his 32nd consecutive and final start at left tackle for the Bison in the Oct. 3 season opener. Participated in the 2021 Reese's Senior Bowl.
- As a junior (2019), was a consensus first team All-American by the Associated Press, AFCA, STATS, HERO Sports, FCS Athletic Directors Association, Walter Camp Football Foundation, Phil Steele and Athlon Sports. Named All-Missouri Valley Football Conference first team after starting all 16 games at left tackle. NDSU rushed for a school-record 4,601 yards and ranked fourth in the FCS with 287.6 rushing yards per game.
- As a sophomore (2018), named All-Missouri Valley Football Conference second team after starting all 15 games at left tackle. Selected HERO Sports FCS sophomore All-American.
- As a redshirt freshman (2017), suffered a season-ending injury in the season opener.
- As a true freshman (2016), redshirted.
- Graduated in December 2020 with a bachelor's degree in industrial engineering and management from North Dakota State.

PERSONAL:

- Attended Becker (Minn.) High School and was a two-year starting left tackle for the back-to-back Minnesota Class 4A state champions in 2014 and 2015. His team went 25-1 over the two title-winning seasons.
- As a senior (2015), was a Top 10 finalist for Mr. Football in Minnesota while helping pave the way for a team that rushed for 3,091 yards and passed for 2,251 yards with 77 touchdowns.
- In 2015, was a team captain and district MVP who earned all-state

recognition from the Associated Press, KARE-11 TV and Minnesota Vikings along with all-conference and all-metro honors.

- As a defensive lineman, finished his high school career with 99 solo tackles and 64 assisted tackles, including 14 quarterback sacks.
- Was named all-conference in basketball, where he was a three-year starter.
- Also competed in track and field and was a sixth-place finisher in the shot put at the 2015 Class 2A state meet.
- Has an older sister, Danielle, and a younger brother, Nick, who is an offensive lineman who joined the North Dakota State football program in spring 2020.
- Last name is pronounced RAY-dinz.
- Follow Radunz on Twitter at @DillonRadunz.
- Follow Radunz on Instagram at @dillon.radunz.
- Born Dillon Jeffrey Radunz on March 28, 1998 in St. Cloud, Minn.

DILLON RADUNZ'S NFL STATISTICS

REGULAR SEASON

Year	Team	GP	GS
2021	Tennessee	12	1
2022	Tennessee	11	4
NFL Totals		23	5

PLAYOFFS

Year	Team	GP	GS
2021	Tennessee	0	0
NFL Totals		0	0

Starts Breakdown:

2021 - LT 1; 2022 - RG - 2, LG - 2

Additional Career Statistics

Misc. Tackles - 1 (2021)



56 MONTY RICE

LINEBACKER • 6'0" • 233 LBS • COLLEGE: GEORGIA

ACQUIRED: 3RD ROUND - 2021

NFL EXPERIENCE (NFL/TITANS): 2/2 • HOMETOWN: HUNTSVILLE, ALA.

GAMES PLAYED/GAMES STARTED: 23/10 (PLAYOFFS: 0/0)



PRO: The Titans selected Monty Rice in the third round of the 2021 NFL Draft. He appeared in 10 games with four starts at inside linebacker as a rookie. The 6-foot, 233-pound defender possesses excellent speed, physicality and the instincts required to run and cover successfully at the linebacking position. The Huntsville, Ala., native appeared in 47 games with 28 starts during a four-year career (2017-20) at Georgia, where he tallied 219 tackles, 10.5 tackles for loss, two sacks, 21 quarterback pressures, five passes defended, three forced fumbles and one fumble recovery returned for a touchdown. As a senior in 2020, Rice was a finalist for the Butkus Award and earned Associated Press All-SEC first-team honors.

CAREER HIGHLIGHTS:

- Rice appeared in 10 games with four starts as a rookie in 2021, registering 30 tackles, one pass defended and six tackles on special teams.
- In his final season at Georgia in 2020, he was named a finalist for the Butkus Award, which recognizes the nation's best linebacker, after amassing 49 tackles, four tackles for loss, one sack, one pass defended, two forced fumbles and one fumble recovery returned for a score.

TITANS TIDBITS:

- A Huntsville, Ala., native, Rice grew up about two hours outside of Nashville. As a child, Rice attended about 10 Titans games, including the memorable Titans-Cardinals game on Nov. 29, 2009 (Titans 20, Cardinals 17). His favorite Titans players were Chris Johnson, Keith Bulluck and Kyle Vanden Bosch.
- Rice has a tattoo on his right forearm of his cousin's name, Haraesheo Rice. Haraesheo, who suffered from mental illness, was shot and killed by police in Huntsville in September 2017. 'I think about my cousin a lot. I know he's looking down on me smiling, watching what I'm doing,' Rice said. 'We used to live together. We were real close.'
- He has a black lab named Shadow.

CAREER TRANSACTIONS:

- The Huntsville, Ala., native was selected by the Titans in the third round (92nd overall) of the 2021 NFL Draft.

SEASON RECAPS:

2022 (13/6): Played in 13 games with six starts at linebacker and ranked fourth on the team with 63 tackles. Posted three quarterback pressures, four stops for loss, a pass defended and three special teams stops. Spent the first four weeks of the season on the reserve/physically unable to perform list before being activated on Oct. 8. Led the team in tackles four times in 2022 (vs. JAX, vs. HOU, vs. DAL, at JAX).

- At Washington (10/9), made his season debut as a reserve on special teams.
- Against Indianapolis (10/23), posted a special teams tackle on coverage units.
- At Houston (10/30), played as a reserve on special teams.
- At Kansas City (11/6), saw action as a reserve at linebacker and on special teams. Produced a special teams stop on coverage units.
- Against Denver (11/13), made his first start of the season at linebacker and posted seven tackles, including a stop for loss. Combined with Roger McCreary to stonewall Melvin Gordon for one-yard loss on a rush off right tackle in the first quarter. Teamed with Dylan Cole to stuff Latavius Murray for a one-yard loss on a rush off right guard in the second quarter.
- At Green Bay (11/17), started at linebacker and registered three tackles.
- Against Cincinnati (11/27), played as a reserve at linebacker and on special teams.

- At Philadelphia (12/4), saw action as a reserve at linebacker and produced six tackles, including a stop for loss. Collected a special teams stop on coverage units. Stuffed Boston Scott for a two-yard loss on a rush off left end in the final stanza.

- Against Jacksonville (12/11), started at linebacker and led the team with a career-best 12 tackles, including a stop for loss. Combined with Bud Dupree to stuff Travis Etienne Jr. for a one-yard loss on a rush up the middle in the second quarter. Stonewalled Etienne Jr. for no gain on a rush off left guard in the second stanza. Stopped Etienne Jr. for no gain on a rush off right guard in the fourth quarter.

- At L.A. Chargers (12/18), started at linebacker and recorded five tackles, a quarterback pressure and a pass defended. Halted a Chargers' drive by breaking up a deep pass intended for Keenan Allen on third-and-three in the second quarter.

- Against Houston (12/24), started at linebacker and led the team with nine tackles.

- Against Dallas (12/29), started at linebacker and led the team with a career-best 13 tackles, including a stop for loss and two quarterback pressures. Shot through the line and stopped Malik Davis for a one-yard loss on a rush up the middle in the first quarter. Stuffed Davis for no gain on a rush off left tackle late in the third stanza.

- At Jacksonville (1/7), played as a reserve at linebacker and led the team with eight tackles.

2021 (10/4, 0/0): Played in 10 games with four starts at linebacker during his rookie campaign and registered 30 tackles, a pass defended and six special teams stops. Was inactive for two games. Placed on injured reserve on Nov. 30 and missed the final five regular season games and the postseason contest. Led the team in tackles once (vs. NO). Led or tied for the team lead in special teams tackles three times (at NYJ, at LAR, vs. HOU). Made his NFL debut against Arizona (9/12/21). Made his first career NFL start at Indianapolis (10/31/21).

- Against Arizona (9/12), saw action in his first NFL contest and collected two tackles.

- At Jacksonville (10/10), saw action as a reserve at linebacker and on special teams before leaving the game in second quarter with an injury.

- At Indianapolis (10/31), made his first career NFL start at linebacker and posted a career-high seven tackles with a pass defended. Stuffed Kylen Granson for no gain on a short pass in the opening quarter. Broke up a pass intended for Jonathan Taylor in overtime.

- At L.A. Rams (11/7), led the team with two special teams tackles on coverage units.

- Against New Orleans (11/14), started at linebacker and led the team with 10 tackles. Notched a special teams tackle on coverage units. Stuffed Mark Ingram for no gain on a rush up the middle in the second quarter.

- Against Houston (11/21), started at linebacker and totaled seven tackles. Notched a special teams stop on coverage units. Teamed with Harold Landry III to stuff David Johnson for a one-yard loss in the fourth quarter. Stopped Rex Burkhead for no gain on a rush up the middle late in the fourth quarter.

- At New England (11/28), started at linebacker and recorded four tackles and a special teams stop before leaving the game in the second quarter with an injury. Teamed with Kevin Byard to stuff Damien Harris for no gain on a rush up the middle in the first quarter.

COLLEGE:

- In four seasons at Georgia (2017-20), Rice appeared in 47 games with 28 starts. He tallied 219 tackles, 10.5 tackles for loss, two sacks, 21

quarterback pressures, five passes defended, three forced fumbles and one fumble recovery returned for a touchdown.

- As a senior (2020), appeared in nine games and made eight starts. Posted 49 tackles, four tackles for loss, one sack, one pass defended, five quarterback pressures, two forced fumbles and one fumble recovery returned for a score. Was a finalist for the Butkus Award, given to the nation's best linebacker. Earned All-SEC first-team honors by the Associated Press and All-America second-team recognition by The Athletic.
- As a junior (2019), started all 14 games and notched a team-leading 89 tackles, three tackles for loss, 14 quarterback pressures and three passes defended. Earned Associated Press All-SEC second-team recognition. Co-winner of Georgia's Vince Dooley Defensive MVP award.
- As a sophomore (2018), played in nine games and made five starts. Finished as Georgia's third-leading tackler with 59 stops. Also posted 1.5 tackles for loss, one sack, two quarterback pressures, one pass defended and one forced fumble.
- As a freshman (2017), saw action in 14 games and made one start. Tallied 22 tackles and two tackles for loss.
- Majored in sociology at Georgia.

PERSONAL:

- Attended James Clemens (Ala.) High School where he earned Alabama Sports Writers Association Class 7A first team defense recognition after posting 137 tackles, one sack, four interceptions, one blocked punt for a touchdown, and four total touchdowns as a senior in 2016.

- Tabbed as a four-star prospect by PrepStar, ESPN, and Scout.com, and a three-star prospect by 247Sports and Rivals. Ranked as the No. 9 inside linebacker nationally by Scout, No. 11 by ESPN, No. 33 by 247Sports, and No. 34 by Rivals.
- As a junior, totaled 79 tackles, 11.0 tackles for loss, three quarterback hurries, three interceptions, five passes defended, three forced fumbles and three fumble recoveries.
- Also participated in track, competing in the shotput and 60-meter dash.
- Has one older brother and one younger brother.
- Son of Shavita Rice.
- Follow Rice on Twitter @ricemonty and on Instagram @mrice_32.
- Born Montavian Lamar Rice-Jordan on Jan. 8, 1999 in Huntsville, Ala.

MONTY RICE'S GAME-BY-GAME

2021 Tennessee Titans

Date	Opp	W/L	P/S	Tot	Solo	Asst	Sk	- Yds	QBP	TFL	Int	- Yds	-TD	PD	FF	FR	- Yds	SpT	
Sept 12	Ari	L	p	2	1	1	0.0	0.0	0	0	0	0	0	0	0	0	0	0	0
Sept 19	@ Sea	W	p	0	0	0	0.0	0.0	0	0	0	0	0	0	0	0	0	0	0
Sept 26	Ind	W	p	0	0	0	0.0	0.0	0	0	0	0	0	0	0	0	0	0	0
Oct 3	@ NYJ	L	p	0	0	0	0.0	0.0	0	0	0	0	0	0	0	0	0	0	1
Oct 10	@ Jax	W	p	0	0	0	0.0	0.0	0	0	0	0	0	0	0	0	0	0	0
Oct 18	Buf	W	IA																
Oct 24	KC	W	IA																
Oct 31	@ Ind	W	S	7	4	3	0.0	0.0	0	0	0	0	0	1	0	0	0	0	0
Nov 7	@ LAR	W	p	0	0	0	0.0	0.0	0	0	0	0	0	0	0	0	0	0	2
Nov 14	NO	W	S	10	6	4	0.0	0.0	0	0	0	0	0	0	0	0	0	0	1
Nov 21	Hou	L	S	7	3	4	0.0	0.0	0	0	0	0	0	0	0	0	0	0	1
Nov 28	@ NE	L	S	4	1	3	0.0	0.0	0	0	0	0	0	0	0	0	0	0	1
Dec 12	Jax																		
Dec 19	@ Pit																		
Dec 23	SF																		
Jan 2	Mia																		
Jan 9	@ Hou																		
Totals				8-4	10/4	30	15	15	0.0	0.0	0	0	0	0	1	0	0	0	6

Placed on injured reserve on Nov. 30, 2021

2022 Tennessee Titans

Date	Opp	W/L	P/S	Tot	Solo	Asst	Sk	- Yds	QBP	TFL	Int	- Yds	-TD	PD	FF	FR	- Yds	SpT	
Sept 11	NYG	L	PUP																
Sept 19	@ Buf	L	PUP																
Sept 25	LV	W	PUP																
Oct 2	@ Ind	W	PUP																
Oct 9	@ Was	W	p	0	0	0	0.0	0.0	0	0	0	0	0	0	0	0	0	0	0
Oct 23	Ind	W	p	0	0	0	0.0	0.0	0	0	0	0	0	0	0	0	0	0	1
Oct 30	@ Hou	W	p	0	0	0	0.0	0.0	0	0	0	0	0	0	0	0	0	0	0
Nov 6	@ KC	L	p	0	0	0	0.0	0.0	0	0	0	0	0	0	0	0	0	0	1
Nov 13	Den	W	S	7	4	3	0.0	0.0	0	1	0	0	0	0	0	0	0	0	0
Nov 17	@ GB	W	S	3	1	2	0.0	0.0	0	0	0	0	0	0	0	0	0	0	0
Nov 27	Cin	L	p	0	0	0	0.0	0.0	0	0	0	0	0	0	0	0	0	0	0
Dec 4	@ Phi	L	p	6	3	3	0.0	0.0	0	1	0	0	0	0	0	0	0	0	1
Dec 11	Jax	L	S	12	7	5	0.0	0.0	0	1	0	0	0	0	0	0	0	0	0
Dec 18	@ LAC	L	S	5	2	3	0.0	0.0	1	0	0	0	0	1	0	0	0	0	0
Dec 24	Hou	L	S	9	7	2	0.0	0.0	0	0	0	0	0	0	0	0	0	0	0
Dec 29	Dal	L	S	13	8	5	0.0	0.0	2	1	0	0	0	0	0	0	0	0	0
Jan 7	@ Jax	L	p	8	4	4	0.0	0.0	0	0	0	0	0	0	0	0	0	0	0
Totals				7-10	13/6	63	36	27	0.0	0.0	3	4	0	0	1	0	0	0	3

MONTY RICE'S NFL STATISTICS

REGULAR SEASON

Year	Team	GP	GS	TACKLES				QBP	TFL	INTERCEPTIONS					FUMBLES					
				Tot	Solo	Asst	Sk			Yds	No	Yds	Lg	TD	PD	FF	FR	Yds	SpT	
2021	Tennessee	10	4	30	15	15	0.0	0.0	0	0	0	0	0	0	1	0	0	0	0	6
2022	Tennessee	13	6	63	36	27	0.0	0.0	3	4	0	0	0	0	1	0	0	0	0	3
NFL Totals		23	10	93	51	42	0.0	0.0	3	4	0	0	0	0	2	0	0	0	0	9

Single-Game Highs

- Tackles - **13 vs. Dallas (12/29/22)**
- Tackle For Loss - **1 (Four times, last vs. Dallas 12/29/22)**
- Quarterback Pressures - **2 vs. Dallas (12/29/22)**
- Passes Defended - **1 (Twice, last at L.A. Chargers 12/18/22)**

Special Teams Tackles - 2 at L.A. Rams (11/7/21)



70 JORDAN ROOS

GUARD • 6'3" • 302 LBS • COLLEGE: PURDUE

ACQUIRED: FREE AGENT - 2021

NFL EXPERIENCE (NFL/TITANS): 3/1 • HOMETOWN: CELINA, TEXAS

GAMES PLAYED/GAMES STARTED: 21/3 (PLAYOFFS: 2/0)



PRO: The Titans signed Jordan Roos as a free agent during training camp in 2021. The 6-foot-3-inch, 302-pounder originally entered the NFL as a rookie free agent with the Seattle Seahawks in 2017. He spent three total seasons in Seattle, appearing in 14 total games during that time. The Purdue University product also spent time with the Las Vegas Raiders (2020) and New England Patriots (2021).

TITANS TIDBITS:

- Roos' father, Peter, played football at East Texas State.

CAREER TRANSACTIONS:

- A native of Celina, Texas, Roos was originally signed by the Seattle Seahawks as a rookie free agent on May 12, 2017.
- Waived by the Seahawks on Sept. 1, 2018 and signed to the Seahawks practice squad the following day.
- Re-signed by the Seahawks on Jan. 7, 2019.
- Waived by the Seahawks on Aug. 31, 2019 and signed to the Seahawks practice squad the following day.
- Signed by the Seahawks to the active roster off the team's practice squad on Oct. 12, 2019.
- Waived by the Seahawks on Oct. 23, 2019 and re-signed to the practice squad on Oct. 25, 2019.
- Signed by the Seahawks to the active roster off the team's practice squad on Oct. 29, 2019.
- Waived by the Seahawks on July 26, 2020.
- Claimed off waivers by the Las Vegas Raiders on July 27, 2020.
- Waived by the Raiders on Sept. 1, 2020.
- Signed to the New England Patriots practice squad on Oct. 1, 2020 and released on Oct. 27, 2020.
- Signed by the Titans as a free agent on Aug. 7, 2021.
- Waived by the Titans on Aug. 30, 2022 and signed to the team's practice squad a day later.
- Activated from the practice squad to the active roster standard elevation on Sept. 24, 2022.
- Activated from the practice squad to the active roster standard elevation on Oct. 1, 2022.
- Waived by the Titans on Dec. 10, 2022 and signed to the team's practice squad three days later.
- Signed by the Titans to their active roster from the practice squad on Dec. 17, 2021.

SEASON RECAPS:

2022 (7/3 - Tennessee): Played in seven games with three starts at right guard. Was inactive for five contests and did not play in two other games. Spent the first two games on the Titans' practice squad. Was off the Titans' roster for one game.

- Against Las Vegas (9/25), made his Titans debut as a reserve on special teams.
- At Indianapolis (10/2), played as a reserve on special teams.
- At Washington (10/9), saw action as a reserve on special teams.
- Against Indianapolis (10/23), played as a reserve on special teams.
- At Houston (10/30), was inactive.
- At Kansas City (11/6), was inactive.
- Against Denver (11/13), was inactive.
- At Green Bay (11/17), dressed but did not play.
- Against Cincinnati (11/27), suited up but did not see action.
- At Philadelphia (12/4), was inactive.

- At L.A. Chargers (12/18), was inactive.
- Against Houston (12/24), made his first career NFL start at right guard and blocked for Derrick Henry to rush for 126 yards on 23 carries with a touchdown.
- Against Dallas (12/29), started at right guard.
- At Jacksonville (1/7), started at right guard and helped open holes for Derrick Henry to amass 109 rushing yards.

2021 (0/0, 0/0 - Tennessee): Spent the entire season on the Titans practice squad.

2020 (0/0): Spent training camp with the Las Vegas Raiders.

2019 (7/0, 2/0 - Seattle): Played seven games with the Seahawks on special teams. He was inactive in two contests and did not play in one game. He also participated in two playoff contests.

- At Green Bay (1/12), saw action at center in a divisional playoff contest.

2018 (0/0, 0/0 - Seattle): Spent the entire season on the practice squad with the Seahawks.

2017 (7/0 - Seattle): Appeared in seven games as a rookie, mostly on special teams. He was inactive for nine contests.

- Against Atlanta (11/20), made his NFL debut on special teams.
- Against Philadelphia (12/3), played a snap at fullback.
- Against Arizona (12/31), saw action at guard in the season finale.

COLLEGE:

- Was a four-year starter at right guard (2013-16), starting 42 of 47 games played at Purdue, including the last 38 in a row.
- Started all 12 games during each of his sophomore, junior and senior seasons.
- Majored in organization leadership & supervision at Purdue.

PERSONAL:

- Attended Celina (Texas) High School, where he was a four-year letter-winner in football and three-star prospect by Rivals.com and Scout.com. Missed the majority of his senior season after injuring his knee but his team went 11-1 his junior season, winning the league title with a 4-0 record.
- Also earned four varsity letters in track and field. He was the 2009 USATF national champion in the shot put and the three-time 3A shot put state champion. Also won the 2012 3A state title in discus.
- Father, Peter, played football at East Texas State.
- Enjoys hunting and fishing.
- Born Jordan A. Roos on July 6, 1993.

JORDAN ROOS' NFL STATISTICS

REGULAR SEASON

Year	Team	GP	GS
2017	Seattle	7	0
2019	Seattle	7	0
2022	Tennessee	7	3
NFL Totals		21	3

PLAYOFFS

Year	Team	GP	GS
2019	Seattle	2	0
NFL Totals		2	0

Starts Breakdown:

[2022 - RG 3](#)



11 CALEB SHUDAK

KICKER • 5'7" • 177 LBS • COLLEGE: IOWA
ACQUIRED: FREE AGENT - 2022 • NFL EXPERIENCE (NFL/TITANS): ROOKIE
HOMETOWN: COUNCIL BLUFFS, IOWA
GAMES PLAYED/GAMES STARTED: 1/0 (PLAYOFFS: 0/0)



PRO: The Titans signed Caleb Shudak as a rookie free agent following the 2022 NFL Draft. The 5-foot-7-inch, 177-pounder was injured during Titans 2022 OTAs and was placed on the reserve/physically unable to perform list prior to training camp. Shudak attended the University of Iowa and connected on 24 of 29 field goals for a school record 82.8 percentage.

TITANS TIDBITS:

- Caleb's father, Jeff, was a placekicker at Iowa State (1987-90) and was a three-time All-Big Eight selection for the Cyclones.

CAREER TRANSACTIONS:

- The Council Bluffs, Iowa, native was signed by the Titans as an undrafted free agent on May 13, 2022.
- Waived by the Titans on Dec. 3, 2022 and signed to the team's practice squad three days later.

SEASON RECAPS:

2022 (1/0 - Tennessee): Spent the first 11 weeks of the season on the reserve/physically unable to perform list before being activated on Nov. 26. Appeared in his first career game against Cincinnati (11/27) and connected on three of four field goals and his lone extra point chance for 10 points. Spent the final five contests on the Titans' practice squad. Was off the Titans' roster for one game.

- Against Cincinnati (11/27), made his NFL debut and connected on three of four field goals (33, 24, 38) and his lone extra point chance. Registered four touchbacks on five kickoffs. Became the first Titans rookie or first-year player to make three field goals in a game since Rob Bironas (four) in 2005. Gave the Titans a 3-0 lead with his first career field goal from 33 yards out early in the second quarter. Evened the score at 13-13 with a 24-yard field goal late in the third quarter. Cut the Bengals' lead to 20-16 with a 38-yard field goal in the fourth quarter.

COLLEGE:

- Appeared in 36 games as a placekicker over four seasons at Iowa (2018-21) and converted 24 of 29 field goals for a program-record 82.8 percent (min. 25 attempts). Made all 37 extra point tries (100 percent). Connected on a career-long kick of 51 yards. Added 199 kickoffs for 12,112 yards (60.9-yard avg.) and 106 touchbacks.
- As a graduate (2021), saw action in 14 games and converted 24 of 28 field goals (85.7 percent) including a long of 51. His field goal percentage ranked fourth-best for a single season in school history. Made all 36 extra point attempts. Scored 108 points which ranked as the fifth-best single-season scoring total in program history. Was named team captain and earned first-team All-Big Ten recognition by the league's media, second team All-Big Ten by league coaches, and third team All-America by Associated Press. Was a semifinalist for the Lou Groza Award.
- As a senior (2020), handled kickoff duties in all eight games. Posted 51 kickoffs for 3,136 yards and 30 touchbacks. Attempted one 52-yard field goal but was unsuccessful.
- As a junior (2019), played in 13 games and handled kickoff duties.

Posted 75 kickoffs for 4,365 yards (58.2-yard avg.) with 31 touchbacks.

- As a sophomore (2018), appeared in one contest and converted his lone extra point try. Recorded one kickoff for 40 yards.
- As a redshirt freshman (2017), did not see game action after suffering an injury.
- Redshirted in 2016.
- Graduated in May 2020 with a degree in civil and environmental engineering from Iowa. Graduated in May 2021 with a master's in civil and environmental engineering from Iowa.

PERSONAL:

- Attended Lewis Central (Iowa) High School where he was a four-year football letterman as kicker, running back, linebacker and defensive back.
- As a senior, connected on five of eight field goals with a long of 50 yards and all 27 extra point attempts. Added 31 touchbacks on 34 kickoffs. Also posted 21 tackles on defense and 18 receptions for 201 yards and a touchdown.
- Also lettered in swimming, track, and baseball and competed in tennis.
- At Iowa, earned Dean's List recognition, fall, 2018, spring, 2019, fall, 2019, and spring, 2020, along with President's List, spring, 2020.
- Follow Shudak on Twitter at @cshudak10 and on Instagram at @kicker_shu10.
- Last name is pronounced SHOE-dack.
- Born Caleb Shudak on Nov. 19, 1997 in Council Bluffs, Iowa.

CALEB SHUDAK'S GAME-BY-GAME

2022 Tennessee Titans

Date	Opp	W/L	PAT		FG			1-19		20-29		30-39		40-49		50+		LG	Pts	Kick-by-Kick	Kickoffs			
			Ma	Att	Ma	Att	Pct	Ma	Att	Ma	Att	Ma	Att	Ma	Att	Ma	Att				No	InEZ	TB	PctTB
Sept 11	NYG	L	PUP																					
Sept 19	@ Buf	L	PUP																					
Sept 25	LV	W	PUP																					
Oct 2	@ Ind	W	PUP																					
Oct 9	@ Was	W	PUP																					
Oct 23	Ind	W	PUP																					
Oct 30	@ Hou	W	PUP																					
Nov 6	@ KC	L	PUP																					
Nov 13	Den	W	PUP																					
Nov 17	@ GB	W	PUP																					
Nov 27	Cin	L	1	1	3	4	75.0	0	0	1	1	2	3	0	0	0	0	38	10	33, 35wr, 24, 38	5	4	4	80.0
Dec 4	@ Phi	L	NOR																					
Dec 11	Jax	L	PS																					
Dec 18	@ LAC	L	PS																					
Dec 24	Hou	L	PS																					
Dec 29	Dal	L	PS																					
Jan 7/8	@ Jax	L	PS																					
Totals		7-9	1	1	3	4	75.0	0	0	1	1	2	3	0	0	0	0	38	10		5	4	4	80.0

CALEB SHUDAK'S NFL STATISTICS

REGULAR SEASON		PAT		FG			1-19		20-29		30-39		40-49		50+		LG	Pts	No	InEZ	TB	PctTB	
Date	Team	GP	Ma	Att	Ma	Att	Pct	Ma	Att	Ma	Att	Ma	Att	Ma	Att	Ma							Att
2022	Tennessee	1	1	1	3	4	75.0	0	0	1	1	2	3	0	0	0	0	38	10	5	4	4	80.0
NFL Totals		1	1	1	3	4	75.0	0	0	1	1	2	3	0	0	0	0	38	10	5	4	4	80.0

Single-Game Highs

- Field Goals Made - **3 vs. Cincinnati (11/27/22)**
- Field Goal Attempts - **4 vs. Cincinnati (11/27/22)**
- Longest Field Goal - **38 vs. Cincinnati (11/27/22)**
- PATs Made - **1 vs. Cincinnati (11/27/22)**
- PATs Attempted - **1 vs. Cincinnati (11/27/22)**
- Points - **10 vs. Cincinnati (11/27/22)**



98 JEFFERY SIMMONS

DEFENSIVE TACKLE • 6'4" • 305 LBS

COLLEGE: MISSISSIPPI STATE • ACQUIRED: 1ST ROUND - 2019

NFL EXPERIENCE (NFL/TITANS): 4/4 • HOMETOWN: MACON, MISS.

GAMES PLAYED/GAMES STARTED: 56/54 (PLAYOFFS: 5/2)



Captain: 2021, 2022



Pro Bowl: 2021, 2022

PRO: The Titans selected Jeffery Simmons with the 19th overall pick in the 2019 NFL Draft. By the end of his third season, he was a team captain, a Pro Bowl selection and a second-team All-Pro honoree—all prior to his 25th birthday. From 2019 to 2021, he appeared in 41 total games (39 starts), including starts in all 17 games in 2021. The 6-foot-4, 305-pound defensive lineman provides a rare blend of size, power and quickness, making him a disruptive force in the middle of the defense. He was a first-team All-SEC selection as a sophomore and junior at Mississippi State, adding second-team All-American honors as a junior. Following his junior season, he declared for the NFL Draft.

CAREER HIGHLIGHTS:

- In 2021, Simmons was named a team captain for the first time in his career, and he went on to become one of six players on the roster to start all 17 games. He was named to his first career Pro Bowl and added Associated Press second-team All-Pro honors after setting career highs in several categories, including sacks (8.5), tackles (54), quarterback pressures (58), tackles for loss (12) and passes defended (six). Among all defensive tackles in the NFL, his 8.5 sacks ranked sixth.
- Simmons was one of only five NFL players to produce at least 50 tackles, eight sacks and six passes defended in 2021, joining Maxx Crosby, Cameron Jordan, Cameron Heyward and T.J. Watt. Simmons and Heyward were the only interior defensive linemen in the league to accomplish the feat.
- In a divisional playoff game against Cincinnati on Jan. 22, 2022, he set a franchise postseason record with three sacks.
- In 2020, Simmons started 15 games at defensive tackle for the Titans and tied for the NFL lead with three defensive fumble recoveries. He also ranked second on the team with three sacks and 20 quarterback pressures.
- As a rookie in 2019, Simmons totaled 40 tackles, two sacks, two tackles for loss, 14 quarterback pressures and one pass defended in nine games (seven starts). He added four tackles, three quarterback pressures and a fumble recovery in three playoff contests.
- As a junior in 2018, Simmons was named first team All-SEC and second team All-American after totaling 63 tackles, 17 tackles for loss and two sacks. His 17 tackles for loss led the team, ranked fourth in the SEC and were the third-most in single-season school history.

TITANS TIDBITS:

- In July 2022, the official ribbon cutting was held at the Jeffery B. Simmons Field House at Noxubee County High School in Macon, Miss. Simmons donated more than \$50,000 to upgrade his former high school's athletic facilities. During the same week, he donated \$75,000 to Starkville (Miss.) Parks and Recreation to be used for a new turf field at the Starkville Sportsplex. The field was also named in his honor.
- During college, Simmons was a two-time member of the SEC Academic Honor Roll.
- Simmons' brother, Dylan Bradley, played football at Southern Miss and then spent time with the Minnesota Vikings. His uncle, Jason Hatcher, played 10 total seasons with the Dallas Cowboys and Washington Football Team.
- Away from football, Simmons enjoys fishing and spending time outdoors.
- Simmons holds an annual youth football camp in Mississippi.

CAREER TRANSACTIONS:

- The Macon, Miss., native was selected by the Titans in the first round (19th overall) of the 2019 NFL Draft.

SEASON RECAPS:

2022 (15/15): Named to his second consecutive Pro Bowl and selected second-team Associated Press All-Pro. Ranked second on the team with 7.5 sacks, nine tackles for loss and 43 quarterback pressures. Finished third on the squad with seven passes defended. Registered 53 tackles and a forced fumble. Was inactive for two contests. Led or tied for the team lead in sacks five times in 2022 (vs. NYG, at WAS, vs. IND, at HOU, at GB). Led or tied for the team lead in quarterback pressures five times in 2022 (vs. NYG, vs. LV, at WAS, at HOU, vs. JAX). Tied for the team lead in passes defended three times in 2022 (at BUF, vs. LV, vs. JAX).

- Against N.Y. Giants (9/11), posted six tackles, two sacks, two additional stops for loss, a forced fumble while tying for the team lead with six quarterback pressures. Sacked Daniel Jones for a five-yard loss in the opening quarter. Strip-sacked Daniel Jones for a seven-yard loss and the fumble was recovered by Bud Dupree at the Giants' 44-yard line in the second stanza. Combined with David Long Jr. to stuff Saquon Barkley for a one-yard loss on a rush off right tackle in the third quarter. Burst through the line and dropped Barkley for a six-yard loss on a rush off right end in the final quarter.
- At Buffalo (9/19), collected two quarterback pressures and a pass defended. Knocked down a pass intended for Jamison Crowder in the third quarter.
- Against Las Vegas (9/25), notched two tackles, a team-high five quarterback pressures and a pass defended. Batted down a pass intended for Foster Moreau on third-and-nine in the third quarter. Teamed with David Long Jr. to stonewall Brandon Bolden for a two-yard loss on a screen pass late in the third stanza.
- At Indianapolis (10/2), tallied five tackles. Helped limit Jonathan Taylor to just 42 rushing yards on 20 carries in the victory. Combined with David Long Jr. to stuff Jonathan Taylor for a two-yard loss on a rush off right tackle early in the first quarter.
- At Washington (10/9), recorded five tackles, 1.5 sacks, a pass defended and a team-best seven quarterback pressures. Dropped Carson Wentz for a sack midway through the second quarter. Deflected a pass intended for Dyami Brown on third-and-four in the third quarter. Combined with Sam Okuayinonu to sack Wentz for an eight-yard loss in the fourth quarter.
- Against Indianapolis (10/23), registered six tackles, including a sack, four quarterback pressures and two stops for loss. Stuffed Nyheim Hines for a two-yard loss on a rush up the middle in the second quarter. Ended a Colts' drive by sacking Matt Ryan for a nine-yard loss on third-and-10 late in the second quarter.
- At Houston (10/30), notched two tackles, including a sack, an additional stop for loss and a team-high five quarterback pressures. Owns a streak of three consecutive games with at least one sack for the first time in his career. Stonewalled Dameon Pierce for a three-yard loss on a rush off right guard in the opening quarter. Ended a Texans' drive by dropping Davis Mills for a 12-yard sack on third-and-five in the third stanza.
- At Kansas City (11/6), produced four tackles, two quarterback pressures and a pass defended. Teamed with Roger McCreary to stuff Clyde Edwards-Helaire for no gain on a rush off right tackle late in the first quarter. Stonewalled Isiah Pacheco for no gain on a rush off left tackle in the third quarter. Batted down a third-and-10 pass intended for Mecole Hardman late in the fourth quarter.
- Against Denver (11/13), was inactive.
- At Green Bay (11/17), started at defensive tackle in his 50th career regular season game and registered five tackles, including a sack and a quarterback pressure. Dropped Aaron Rodgers for a 12-yard sack late in the fourth quarter. Joined Jevon Kearse (35) and Harold Landry III (20.5)

as the franchise's only players since 1982, when individual sacks became an official statistic, to reach the 20-sack mark within their first 50 NFL games. Simmons is the club's first interior lineman to do so.

- Against Cincinnati (11/27), collected five tackles with a stop for loss. Stonewalled Samaje Perine for a five-yard loss on a short pass in the second quarter. Teamed with David Long Jr. to stuff Perine for no gain on a rush up the middle in the final stanza. Stopped Joe Burrow for no gain on a quarterback draw late in the fourth quarter.
- At Philadelphia (12/4), produced a tackle and a pass defended. Batted down a pass intended for Kenneth Gainwell in the second stanza.
- Against Jacksonville (12/11), tied for the team lead with three quarterback pressures and two passes defended. Ended a Jaguars' drive by batting down a pass intended for Evan Engram on third-and-five in the first quarter. Knocked down a pass intended for Dan Arnold in the third stanza.
- At L.A. Chargers (12/18), recorded seven tackles, including a sack and three quarterback pressures. Dropped Justin Herbert for a nine-yard sack in the first quarter. Teamed with DeMarcus Walker to stuff Austin Ekeler for no gain on a rush up the middle in the fourth quarter.
- Against Houston (12/24), notched four tackles and three quarterback pressures. Teamed with Teair Tart to stuff Royce Freeman for a one-yard loss on a rush up the middle in the fourth quarter.
- Against Dallas (12/29), was inactive.
- At Jacksonville (1/7), totaled a tackle and two quarterback pressures. Stuffed Travis Etienne for no gain on a rush up the middle in the third quarter.

2021 (17/17, 1/1): Named Associated Press second-team All-Pro and named to his first career Pro Bowl. Started all 17 games at defensive tackle and led the team with 58 quarterback pressures. Ranked second on the squad with 12 tackles for loss and third on the club with a career-best 8.5 sacks. Added 54 tackles and six passes defended. Started the postseason contest and registered eight tackles, including a team-high and franchise-postseason-record three sacks to go along with three quarterback pressures. Led or tied for the team lead in sacks five times (vs. ARI, at LAR, vs. NO, at HOU, vs. CIN). Led or tied for the team lead in quarterback pressures eight times (at SEA, vs. BUF, at IND, at LAR, vs. NO, vs. SF, vs. MIA, at HOU). Tied for the team lead in passes defended twice (vs. HOU, at PIT). Registered a career-high three sacks at L.A. Rams (11/7/21).

- Against Arizona (9/12), started at defensive tackle and collected five tackles, including a sack and two quarterback pressures. Stuffed Chase Edmonds for no gain on a rush up the middle early in the first stanza. Halted a Cardinals' drive by sacking Kyler Murray for a seven-yard loss on third-and-10 in the third quarter.
- At Seattle (9/19), started at defensive tackle and posted a half sack and a team-high four quarterback pressures. Halted a Seahawks' drive by combining with Denico Autry for a seven-yard sack of Russell Wilson on third-and-14 in the second quarter.
- Against Indianapolis (9/26), started at defensive tackle and tallied three tackles, three quarterback pressures and a pass defended. Batted down a pass at the line of scrimmage that was intended for Michael Pittman Jr.
- At Jacksonville (10/10), started at defensive tackle and compiled three tackles, including a stop for loss, three quarterback pressures and a pass defended. Stuffed James Robinson for a one-yard loss on a rush up the middle in the second quarter. Deflected a pass intended for Jamal Agnew in the second stanza.
- Against Buffalo (10/18), started at defensive tackle and registered five tackles, a sack and led the team with seven quarterback pressures. Dropped Josh Allen for a seven-yard sack midway through the fourth quarter. Sealed the victory by stonewalling Allen for no gain on a fourth-and-one quarterback sneak inside the Titans' five-yard line with less than 30 seconds remaining in the game.
- At L.A. Rams (11/7), tallied six tackles, including a career-best three sacks, to go along with a career-high and team-best 10 quarterback pressures. Became the first Titans player with three sacks in a game since Dec. 21, 2008 (3.5, Jason Jones). Became the only Titans/Oilers players with three sacks in the first half of a game since individual sacks became an official NFL statistic in 1982. Sacked Matthew Stafford for a seven-yard loss on the Rams' opening drive. Pressured Stafford in the end zone resulting in an interception by David Long Jr. which was returned to the Rams' two-yard line in the second quarter. Halted a Rams' drive by dropping Stafford for a 10-yard sack on third-and-five in the second quarter. Notched his third sack of the evening by bringing down Stafford for a nine-yard loss late in the second stanza. Combined with Chris Jackson to stop Sony Michel for no gain on a rush off left tackle late in the third quarter.

- Against New Orleans (11/14), collected four tackles, including a team-high two sacks, a team-best three quarterback pressures to go along with a pass defended. Recorded multiple sacks in consecutive games for the first time in his career. Sacked Trevor Siemian for an eight-yard loss in the opening quarter. Registered his second consecutive multiple-sack game by dropping Siemian for four-yard loss late in the second quarter. Batted down a pass intended for Mark Ingram in the third stanza. Stuffed Ingram for no gain on a rush off right tackle in the fourth quarter.
- Against Jacksonville (12/12), posted three tackles, including a stop for loss, three quarterback pressures and a pass defended in the shutout victory. Stuffed James Robinson for a one-yard loss on a rush up the middle early in the third quarter. Combined with Rashaan Evans to stonewall Robinson for no gain on a rush off left tackle in the third stanza. Batted down a pass intended for Carlos Hyde in the final quarter.
- At Houston (1/9), compiled two tackles, including a sack and a team-best four quarterback pressures. Dropped Davis Mills for a nine-yard sack in the third quarter.
- Against Cincinnati (1/22), started at defensive tackle and posted eight tackles, including a team-best and franchise single-game postseason record three sacks to go along with three quarterback pressures. Sacked Joe Burrow for a 12-yard loss on third-and-14 late in the second quarter. Dropped Burrow for a six-yard sack early in the third quarter. Registered his third sack of the day and ended a Bengals' drive by dropping Burrow for a 10-yard loss on third-and-eight in the fourth quarter.

2020 (15/15, 1/1): Started 15 games at defensive tackle and finished second on the club with three sacks and 20 quarterback pressures. Tied for the NFL lead with three defensive fumble recoveries in 2020. Registered 49 tackles, including three stops for loss, five passes defended and a forced fumble. Missed one game on the reserve/COVID-19 list. Started the postseason contest at defensive tackle and collected three tackles, including a stop for loss. Led or tied for the team lead in sacks three times in 2020 (at MIN, vs. HOU, at IND). Led or tied for the team lead in quarterback pressures eight times in 2020 (at MIN, vs. HOU, vs. PIT, at CIN, at BAL, at IND, vs. CLE, at GB). Tied for the team lead in passes defended once in 2020 (vs. IND).

- At Denver (9/14), started at defensive tackle and collected four tackles and a fumble recovery. Gave the Titans offense great field position by recovering a Melvin Gordon III fumble that was forced by Kevin Byard at the Broncos' 23-yard line early in the second quarter. Finished off the Titans' goal-line stand in the second quarter by stuffing Jake Butt for no gain on a short pass on fourth down.
- Against Jacksonville (9/20), started at defensive tackle and posted three tackles and a pass defended. Sealed the victory by deflecting a Gardner Minshew II pass that was intercepted by Harold Landry III with 47 seconds remaining in the game.
- At Minnesota (9/27), started at defensive tackle and registered five tackles, including a sack and a team-best five quarterback pressures. Ended a Vikings' drive by dropping Kirk Cousins for a six-yard sack on third-and-eight in the first quarter.
- Against Houston (10/18), started at defensive tackle and produced six tackles, including a sack and two quarterback pressures. Teamed with DaQuan Jones to stuff David Johnson for a one-yard loss on a rush off left tackle in the first quarter. Combined with Rashaan Evans to stuff David Johnson for no gain on a goalline rush in the second quarter. Halted a Texans' drive by dropping Deshaun Watson for a 12-yard sack on third-and-eight in the fourth quarter. Made a critical play by batting down a two-point conversion attempt intended to Randall Cobb that would have made it a two-score game late in the fourth quarter.
- Against Pittsburgh (10/25), started at defensive tackle and registered three tackles, a team-high two quarterback pressures and a pass defended. Pounced on James Conner for a 10-yard loss after Ben Roethlisberger pitched him the ball in the first quarter. Stuffed Conner for no gain on a rush up the middle in the third stanza. Batted a Roethlisberger pass that was then intercepted by Jayon Brown late in the third quarter.
- Against Chicago (11/8), named AFC Defensive Player of the Week after starting at defensive tackle and tallying three tackles, a forced fumble, a fumble recovery and a pass defended. Forced a David Montgomery fumble that was scooped up by Desmond King II and returned 63 yards for a touchdown in the third quarter. Deflected a pass intended for Anthony Miller in the final stanza. Recovered a Miller fumble that was forced by Jayon Brown in the fourth quarter.
- At Indianapolis (11/29), started at defensive tackle and recorded four tackles, a sack, two quarterback pressures and a pass defended. Halted a Colts' drive by dropping Philip Rivers for a six-yard sack on third-and-six

in the third quarter. Batted down a pass intended for T.Y. Hilton late in the third stanza. Stuffed Nyheim Hines for no gain on a rush up the middle late in the fourth quarter.

- Against Cleveland (12/6), started at defensive tackle and tallied a career-high seven tackles with a quarterback pressure. Combined with David Long Jr. to stuff Nick Chubb for no gain on a rush off left guard in the first quarter. Teamed with Rashaan Evans to stonewall Kareem Hunt for a one-yard loss on a rush up the middle in the opening stanza. Stopped Hunt for no gain on a rush off right tackle in the second quarter.
- Against Detroit (12/20), started at defensive tackle and produced two tackles, two quarterback pressures and a fumble recovery. Recovered a T.J. Hockenson fumble that was forced by Derick Roberson in the third quarter.
- Against Baltimore (1/10), started at defensive tackle and posted three tackles and a quarterback pressure. Stuffed Lamar Jackson for a one-yard loss on a rush up the middle in the third quarter.

2019 (9/7, 3/0): Played in nine games with seven starts during his rookie campaign and collected 40 tackles, two sacks, 14 quarterback pressures, two tackles for loss and a pass defended. Spent the first six weeks of the season on the non-football injury list. Saw action in all three postseason contests and notched four tackles, three quarterback pressures and a fumble recovery. Led or tied for the team lead in sacks twice (vs. LAC, at OAK). Tied for the team lead in quarterback pressures once (at HOU). Saw action in his first career game and registered his first career sack against the L.A. Chargers (10/20/19). Made his first career start against Tampa Bay (10/27/19).

- Against L.A. Chargers (10/20), made his NFL debut as a reserve at defensive end and posted six tackles, including a sack, a stop for loss and two quarterback pressures. Teamed with Harold Landry to stonewall Melvin Gordon for a one-yard loss on a rush off right tackle in the opening quarter. Collected his first career sack by dropping Philip Rivers for a three-yard loss in the third quarter. Combined with Rashaan Evans to stop Gordon for no gain on first-and-goal during the final goal-line stand.
- Against Tampa Bay (10/27), notched his first career NFL start at defensive end and tallied four tackles and two quarterback pressures. Stonewalled Peyton Barber for no gain on a first-and-goal rush off right guard in the first quarter.
- At Indianapolis (12/1), started at defensive end and posted five tackles and three quarterback pressures. Teamed with Kamalei Correa to stuff Jonathan Williams for a two-yard loss on a rush off left end in the opening quarter.
- At Oakland (12/8), started at defensive end and amassed five tackles, including a sack and a stop for loss. Stuffed DeAndré Washington for a two-yard loss on a rush off left end late in the first quarter. Halted a Raiders' drive by sacking Derek Carr for a four-yard loss on third-and-two in the third quarter.
- Against Houston (12/15), started at defensive end and totaled four tackles, two quarterback pressures and a pass defended. Halted a potential Texans' scoring drive by deflecting a Deshaun Watson pass at the line of scrimmage that was then intercepted by Jayon Brown in the end zone.
- At Houston (12/29), played as a reserve on the defensive front and recorded three tackles and three quarterback pressures.
- At New England (1/4), saw action as a reserve on the defensive front in his first career postseason contest and posted two tackles and a quarterback pressure.
- At Baltimore (1/11), played as a reserve at defensive end and recorded two tackles, a fumble recovery and two quarterback pressures. Set up the Titans' final touchdown by recovering a Lamar Jackson fumble after a Jurrell Casey strip-sack midway through the third quarter.

COLLEGE:

- During a three-year career as a defensive tackle at Mississippi State, Simmons appeared in 38 contests with 28 starts. He finished his career ranked sixth in school history with 32.5 in tackles for loss. He also tied for sixth in MSU annals with five forced fumbles and tied for fourth with three blocked kicks. His totals also included 163 tackles, seven sacks, seven passes defended and two defensive touchdowns. He was one of two players in the nation to be named a Bednarik Award Semifinalist in both 2017 and 2018.
- As a junior (2018), appeared in 13 games with 12 starts. Led the team and ranked fourth in the SEC with 17 tackles for loss, which made up the third-highest total in school history. Tied for second in the SEC among defensive linemen with 63 total tackles and added a pair of sacks, one

forced a fumble and four passes defended. Collected two or more tackles for loss in six different games and had at least one in nine contests. Named a Bednarik Award Semifinalist and won the 2018 Conerly Trophy by the Mississippi Sports Hall of Fame and Museum as the top player in Mississippi. Also named second team All-American (AP, The Athletic) and first team All-SEC (AP, Coaches).

- As a sophomore (2017), started all 13 games and tallied 60 tackles, five sacks, 12 tackles for loss, 41 quarterback pressures, two forced fumbles, two fumble recoveries and one pass defended. With three total blocked kicks and punts, became the first SEC player since 2004 to lead the nation in the category. Named first team All-SEC (AP, Coaches, PFF) and was a Bednarik Award Semifinalist. Added 2017 SEC Academic Honor Roll recognition.
- As a freshman (2016), played in 12 games with three starts at defensive tackle and finished with 40 tackles, 3.5 tackles for loss and four quarterback hurries. Led all SEC freshman and tied for the team lead with two forced fumbles. Became the first MSU defensive lineman to earn Freshman All-SEC honors since Chris Jones in 2013. Named to the SEC First-Year Academic Honor Roll.
- Majored in human development at Mississippi State.

PERSONAL:

- Has a son, Jeffery Jr.
- Attended Noxubee County (Macon, Miss.) High School, where he was named the nation's No. 10 overall player and the No. 2 defensive end by Scout.com. Named a five-star prospect by Rivals.com and Scout.com and a four-star prospect by 247Sports.com and ESPN.com. Named the top-rated player in Mississippi by Rivals.com and 247Sports.com.
- As a high school senior in 2015, helped Noxubee County win its second straight MHSAA Class 4A State Championship with a 12-4 overall record. Finished second on the team with 105 tackles. Led the Tigers with 20.5 tackles for loss, 18.5 sacks, 21 quarterback hurries, three blocked field goals and two blocked punts. Also forced two fumbles, recovered two fumbles, broke up five passes and recorded an interception.
- His mother is Brenda Bradley. He has one brother, Dylan, and two sisters, Brooke and Ashley.
- List of favorites: (movie) "The Blind Side"; (TV show) "Martin"; (song on your pregame playlist) "The Man" by Aloe Blacc; (meal) chicken alfredo; (dessert) Pecan Pie; and (sports team as a child) L.A. Lakers with Kobe Bryant.
- Follow Simmons on Twitter at @grindsimmons94 and on Instagram at @jsimmons_94.
- Born Jeffery Bernard Simmons Jr. on July 28, 1997, in Lasalle, La.



54 ANDRE SMITH

LINEBACKER • 6'0" • 240 LBS • COLLEGE: NORTH CAROLINA
ACQUIRED: FREE AGENT - 2022 • NFL EXPERIENCE (NFL/TITANS): 5/1
HOMETOWN: JACKSONVILLE, FLA.
GAMES PLAYED/GAMES STARTED: 51/0 (PLAYOFFS: 5/0)



PRO: The Titans signed free agent Andre Smith to the practice squad during Week 11 of the 2022 season. The 6-foot, 240-pounder has appeared in 46 games over four seasons with the Buffalo Bills (2020-21) and Carolina Panthers (2018-19) and has tallied seven tackles, one tackle for loss, one forced fumble, one fumble recovery and 18 special teams stops, including a career-best 10 special teams tackles in 2021. The Jacksonville, Fla., native was originally selected by the Panthers in the seventh round (234th overall) of the 2018 NFL Draft and was traded to the Bills prior to the start of the 2020 season. Smith played three seasons at North Carolina (2015-17) and registered 187 tackles.

CAREER HIGHLIGHTS:

- In 2021, Smith tallied a career-best 10 special teams tackles.

TITANS TIDBITS:

- Smith played college football and began his NFL career in the state of North Carolina, and during his time there, he felt compelled to find a way to make a difference. A member of the Panthers' Player Impact Committee, Smith participated in a reading program for youth in the Charlotte area that aimed to promote literacy. He read books to second and third graders, and the particular program he was a part of focused on encouraging Black men participants to engage with the children.
- He has two pit bulls, Ace and Rose.

CAREER TRANSACTIONS:

- The Jacksonville, Fla., native was originally drafted by the Carolina Panthers in the seventh round (234th overall) of the 2018 NFL Draft.
- Traded by the Panthers to the Buffalo Bills in exchange for a 2023 conditional late-round pick on Aug. 31, 2020.
- Waived by the Bills on Sept. 5, 2020 and added to the team's practice squad a day later.
- Waived by the Bills on Oct. 17, 2022.
- Signed by the Titans to the team's practice squad on Nov. 15, 2022.
- Activated from the practice squad to the active roster standard elevation on Nov. 26, 2022.
- Activated from the practice squad to the active roster standard elevation on Dec. 17, 2022.
- Activated from the practice squad to the active roster standard elevation on Dec. 23, 2022.
- Signed by the Titans to the team's active roster off of the practice squad on Dec. 29, 2022.

SEASON RECAPS:

- 2022 (5/0 - Tennessee):** Saw action as a reserve in five games and registered six special teams tackles. Spent three contests on the Titans' practice squad. Tied for the team lead in special teams tackles three times in 2022 (vs. CIN, at LAC, vs. DAL). Spent six games on the Buffalo Bills' practice squad earlier in the season.
- Against Cincinnati (11/27), made his Titans debut as a reserve on special teams and collected a tackle on coverage units.
 - At L.A. Chargers (12/18), tied for the team lead with two special teams tackles on coverage units.
 - Against Houston (12/24), played as a reserve on special teams.
 - Against Dallas (12/29), appeared in his 50th career regular season game as a reserve on special teams and collected a special teams tackle.
 - At Jacksonville (1/7), totaled two special teams tackles on coverage units.

2021 (15/0, 2/0 - Buffalo): Saw action in 15 games and finished third on the team with a career-high 10 special teams tackles. Recorded one fumble recovery on kickoff coverage. Appeared in both of the club's postseason games and tallied one special teams stop.

- Against Houston (10/3), tallied two special teams tackles.
- At Kansas City (10/10), recovered a fumble on a kickoff.
- At New Orleans (11/25), posted two special teams stops.

2020 (12/0, 3/0 - Buffalo): Appeared in 12 games in his first season with the Bills and recorded seven tackles and one tackle for loss on defense. Added two special teams tackles and one forced fumble on coverage units. Saw action in all three of the club's playoff games and logged a special teams stop.

- Against Miami (1/3), amassed a career-high five tackles, one tackle for loss, and one forced fumble on special teams.

2019 (16/0 - Carolina): Played in all 16 games and notched one tackle and four special teams stops.

- Against New Orleans (12/29), posted one tackle.

2018 (3/0 - Carolina): Saw action in three games as a rookie and registered one tackle and two special teams stops.

- Against the New York Giants (10/7), made his NFL debut and tallied a special teams stop.
- At New Orleans (12/30), posted one tackle and one special teams stop.

COLLEGE:

- Appeared in 29 games with 12 starts over three seasons at North Carolina (2015-17) and tallied 187 tackles, 8.5 tackles for loss, two sacks, two interceptions, seven passes defended and two forced fumbles.
- As a junior (2017), saw action in two games and amassed 21 tackles, 0.5 tackle for loss, one interception and two passes defended. Suffered a season-ending injury in Week 2.
- As a sophomore (2016), appeared in 13 contests with 12 starts and recorded career bests with 113 tackles, six tackles for loss and three passes defended. Added one sack and one forced fumble.
- As a freshman (2015), played in all 14 games and registered 53 tackles, two tackles for loss, one sack, one interception, two passes defended and one forced fumble.
- Graduated from North Carolina with a degree in communications.

PERSONAL:

- Attended Trinity Christian (Fla.) High School where he logged 65 tackles and 5.5 tackles for loss as a senior.
- Rated the No. 19 inside linebacker in the country by Rivals and the No. 27 nationally at his position by Scout.
- Son of Charlene and Andre Smith.
- Follow Smith on Twitter @andresmith_9 and on Instagram @andresmith_10.
- Born Andre Smith on April 20, 1997 in Jacksonville, Fla.

ANDRE SMITH'S TITANS GAME-BY-GAME

2022 Tennessee Titans

Date	Opp	W/L	P/S	Tot	Solo	Asst	Sk	- Yds	QBP	TFL	Int	- Yds	-TD	PD	FF	FR	- Yds	SpT	
Nov 17	@ GB	W	PS	0	0	0	0.0	0.0	0	0	0	0	0	0	0	0	0	0	1
Nov 27	Cin	L	p	0	0	0	0.0	0.0	0	0	0	0	0	0	0	0	0	0	0
Dec 4	@ Phi	L	PS	0	0	0	0.0	0.0	0	0	0	0	0	0	0	0	0	0	0
Dec 11	Jax	L	PS	0	0	0	0.0	0.0	0	0	0	0	0	0	0	0	0	0	2
Dec 18	@ LAC	L	p	0	0	0	0.0	0.0	0	0	0	0	0	0	0	0	0	0	2

Dec 24	Hou	L	p	0	0	0	0.0	0.0	0	0	0	0	0	0	0	0	0	0	0
Dec 29	Dal	L	p	0	0	0	0.0	0.0	0	0	0	0	0	0	0	0	0	0	1
Jan 7	@ Jax	L	p	0	0	0	0.0	0.0	0	0	0	0	0	0	0	0	0	0	2
Totals				1-7	5/0	0	0	0	0.0	0.0	0	0	0	0	0	0	0	0	6

ANDRE SMITH'S NFL STATISTICS

REGULAR SEASON

Year	Team	GP	GS	TACKLES							INTERCEPTIONS					FUMBLES				
				Tot	Solo	Asst	Sk	Yds	QBP	TFL	No	Yds	Lg	TD	PD	FF	FR	Yds	SpT	
2018	Carolina	3	0	1	0	1	0.0	0.0	0	0	0	0	0	0	0	0	0	0	0	2
2019	Carolina	16	0	1	1	0	0.0	0.0	0	0	0	0	0	0	0	0	0	0	0	4
2020	Buffalo	12	0	7	6	1	0.0	0.0	0	1	0	0	0	0	0	1	0	0	2	
2021	Buffalo	15	0	0	0	0	0.0	0.0	0	0	0	0	0	0	0	0	1	0	10	
2022	Tennessee	5	0	0	0	0	0.0	0.0	0	0	0	0	0	0	0	0	0	0	6	
NFL Totals		51	0	9	7	2	0.0	0.0	0	1	0	0	0	0	0	1	1	0	24	

PLAYOFFS

Year	Team	GP	GS	TACKLES							INTERCEPTIONS					FUMBLES				
				Tot	Solo	Asst	Sk	Yds	QBP	TFL	No	Yds	Lg	TD	PD	FF	FR	Yds	SpT	
2020	Buffalo	3	0	0	0	0	0.0	0.0	0	0	0	0	0	0	0	0	0	0	0	1
2021	Buffalo	2	0	0	0	0	0.0	0.0	0	0	0	0	0	0	0	0	0	0	0	1
NFL Totals		5	0	0	0	0	0.0	0.0	0	0	0	0	0	0	0	0	0	0	0	2

Single-Game Highs

Tackles - 5 vs. Miami (1/3/21)
 Tackles for Loss - 1 vs. Miami (1/3/21)
 Forced Fumbles - 1 vs. Miami (1/3/21)
 Fumble Recoveries - 1 at Kansas City (10/10/21)
 Special Teams Tackles - **2 (Four times, last at Jacksonville 1/7/23)**

Playoff Single-Game Highs

Special Teams Tackles - 1 (Twice, last at Kansas City 1/23/122)



4 RYAN STONEHOUSE

PUNTER • 5'10" • 193 LBS • COLLEGE: COLORADO STATE
ACQUIRED: FREE AGENT - 2022 • NFL EXPERIENCE (NFL/TITANS): ROOKIE
HOMETOWN: LA VERNE, CALIF.
GAMES PLAYED/GAMES STARTED: 17/0 (PLAYOFFS: 0/0)



PRO: The Titans signed Ryan Stonehouse as an undrafted free agent following the 2022 NFL Draft to add competition to the punting position. The 5-foot-10-inch, 193-pounder put together an impressive training camp performance, unseating the incumbent Brett Kern, who had been the club's punter since 2009. Stonehouse appeared in 53 games over five seasons at Colorado State (2017-21) and is the NCAA career record holder for gross punt average (47.8). The La Verne, Calif., native's career totals include 244 punts for 11,656 yards (47.8 avg.), including a long of 81 yards, and he tallied 90 punts placed inside the 20-yard line and 106 punts of 50+ yards. Stonehouse became the first player in Colorado State history to log 11,000 punting yards in a career.

CAREER HIGHLIGHTS:

- In 2021, Stonehouse set the NCAA career punt average record by concluding his career at 47.8 average yards per attempt.
- As a graduate in 2021, Stonehouse logged a career-long punt of 81 yards and was a semi-finalist for the Ray Guy Award, given to the nation's best collegiate punter.
- Stonehouse earned All-Mountain West honors all five seasons at Colorado State: second team (2021), first team (2018-20), and honorable mention All-Mountain West (2017).

TITANS TIDBITS:

- Stonehouse comes from a lineage of punters. His father, Paul, was an All-American punter for Stanford. His uncle, John Stonehouse was an All-American punter at Southern California and was signed by the New York Giants as a rookie free agent in 1996. His uncle, Jeff Banks, was a punter at Washington State. His younger cousin, Jack, is a punter at Missouri.
- Stonehouse's father, Paul, and uncle, John, used to teach punting at their camp, The Kicking Game, and through private lessons. The camp's website houses testimonials from coaches Bill Walsh, John Robinson, Paul Pasqualoni and Mike Price.
- Uncle, Jeff Banks, is the assistant head coach/tight ends coach/special teams coordinator at Texas.
- As a craftsman, Stonehouse built an outdoor kitchen in his home, that is owned by his grandmother, and it is complete with two different cooking areas, a sink, granite countertops, it is made out of wood and brick and is even wired for lighting.
- During COVID, Stonehouse purchased an old Ford van for \$750 and is converting it into a vehicle that could potentially serve as a home, expecting to flip it and sell it for profit.
- Stonehouse is passionate about fostering dogs. Prior to the start of COVID, he had organized a camp at Colorado state with all profits intended to benefit "The Good Dog Rescue," an organization that aims to save dogs from high kill shelters and place them in foster homes.
- A native Californian, Stonehouse can surf.

CAREER TRANSACTIONS:

- The La Verne, Calif., native was signed by the Titans as a rookie free agent on May 13, 2022.

SEASON RECAPS:

2022 (17/0): Selected second-team Associated Press All-Pro. Named to the Pro Football Writers of America All-Rookie team. Led the NFL with a 53.1 gross punt avg. and in the process broke Sammy Baugh's single-season NFL record of 51.40 gross yards per punt, which was established in 1940 and never matched among qualifiers (2.5 punts per team game) until Stonehouse's rookie campaign. Ranked fourth in the NFL with a 44.0 net punt avg. With a season net punting average of 44.03 yards per punt,

he established a new NFL record for the highest net average by a rookie punter. Punted 90 times for 4,779 yards with 30 punts placed inside the 20-yard line. Recorded an NFL-leading eight punts of at least 65 yards in 2022. Registered 19 punts of 60 or more yards in 2022. Registered 59 punts of 50 or more yards in 2022. Collected two special teams tackles on coverage units. Tied for the team lead in special teams tackles once in 2022 (vs. JAX). Recorded 14 games in 2022 in which he averaged 50.0 yards per punt, surpassing the most games with a 50.0-yard average in a season in NFL history. Named AFC Special Teams Player of the Month for October after averaging 51.7 yards on 20 punts, with a long of 66 yards in four Titans' victories. Selected AFC Special Teams Player of the Week after punting eight times for 432 yards (54.0 avg.) with three kicks placed inside the 20-yard line against Denver (11/13/22).

- Against N.Y. Giants (9/11), made his NFL debut and boomed six punts for 342 yards (57.0 avg.) with three punts placed inside the 20-yard line. In franchise history, his 57.0-yard gross punting average ranked fifth for a single game (minimum four punts). Pinned the Giants deep in their own territory with a 38-yard punt that was fair caught at the New York nine-yard line in the second quarter. Boomed a 62-yard punt to the Giants' seven-yard line in the third stanza. Nailed a 66-yard punt to the Giants' 13-yard line early in the fourth quarter.
- At Buffalo (9/19), punted six times for 333 yards (55.5 avg.) with two kicks placed inside the 20-yard line.
- Against Las Vegas (9/25), boomed three punts for 181 yards (60.3 avg.) with two kicks placed inside the 20-yard line. Flipped field position with a 57-yard punt that was fair caught at the Las Vegas 13-yard line late in the second quarter. Nailed a career-best 70-yard punt to the Raiders' six-yard line late in the final stanza. In his first three NFL games, he became the first punter in NFL history to record three consecutive games with a punting average of at least 55.0 yards in each game and at least two punts in each contest.
- At Indianapolis (10/2), boomed four punts for 211 yards (52.8 avg.).
- At Washington (10/9), punted eight times for 416 yards (52.0 avg.) with four kicks placed inside the 20-yard line. Flipped field position with a 66-yard punt to the Commanders' 15-yard line in the second quarter. Pinned the Commanders deep in their own territory with a 40-yard punt that rolled out of bounds at the Washington 10-yard line in the fourth quarter. Switched field position with a 59-yard punt to the Commanders' 11-yard line in the fourth quarter.
- Against Indianapolis (10/23), punted three times for 164 yards (54.7 avg.).
- At Houston (10/30), punted five times for 242 yards (48.4 avg.) with four kicks placed inside the 20-yard line. Flipped field position by nailing a 55-yard punt to the Texans' four-yard line in the second quarter.
- At Kansas City (11/6), punted eight times for 390 yards (48.8 avg.) with two kicks placed inside the 20-yard line. Flipped field position with a 57-yard punt that was downed at the Kansas City three-yard line late in the second quarter. Pinned the Chiefs deep in their own territory with a 35-yard punt to the Kansas City seven-yard line in the final quarter.
- Against Denver (11/13), named AFC Special Teams Player of the Week after punting eight times for 432 yards (54.0 avg.) with three kicks placed inside the 20-yard line. Flipped field position early in the first quarter with a booming 64-yard punt that was downed at the Broncos' four-yard line. Pinned Denver deep in their own territory with a 38-yard punt that was downed at the Broncos' six-yard line in the opening stanza. Boomed a career-long 74-yard punt in the second quarter.
- At Green Bay (11/17), punted three times for 152 yards (50.7 avg.) with one kick placed inside the 20-yard line. Registered a special teams tackle

on coverage units. Flipped field position with a 59-yard punt to the Packers' six-yard line late in the fourth quarter.

- Against Cincinnati (11/27), boomed five punts for 269 yards (53.8 avg.) with two kicks placed inside the 20-yard line. Placed a 44-yard punt that was fair caught at the Bengals' seven-yard line.
- At Philadelphia (12/4), punted seven times for 401 yards for a season-best 57.3 gross avg. Boomed a 61-yard punt that sat at the Eagles' four-yard line in the final quarter.
- Against Jacksonville (12/11), punted three times for 150 yards (50.0 avg.). Posted a special teams tackle on coverage units. Recorded his 11th game of 2022 in which he averaged 50.0 yards per punt, surpassing the most games with a 50.0-yard average in a season in NFL history.
- At L.A. Chargers (12/18), punted seven times for 392 yards (56.0 avg.) with four kicks placed inside the 20-yard line. Flipped field position with a 66-yard punt to the Chargers' six-yard line in the third quarter. Nailed a 68-yard punt in the fourth quarter. Hammered a 61-yard punt to the Chargers' five-yard line in the final stanza.
- Against Houston (12/24), punted six times for 301 yards (50.2 avg.) with one kick placed inside the 20-yard line. Logged his seventh consecutive game with a gross punting average of at least 50.0 yards to break his own NFL record of six consecutive games, set earlier this season from Week 1-7.
- Against Dallas (12/29), punted five times for 237 yards (47.4 avg.) with one kick placed inside the 20-yard line.
- At Jacksonville (1/7), punted three times for 166 yards (55.3 avg.). Boomed a game-long 60-yard punt to the Jaguars' nine-yard line in the opening quarter.

COLLEGE:

- Appeared in 53 games over five seasons at Colorado State (2017-21) and is the NCAA career record holder for gross punt average (47.8). Career totals include 244 punts for 11,656 yards (47.8 avg), including a long of 81 yards, 90 punts placed inside the 20-yard line and 106 punts of 50+ yards. Became the first player in Colorado State history to log 11,000 punting yards in a career. He earned All-Mountain West honors all five seasons at Colorado State: second team (2021), first team (2018-20), and honorable mention All-Mountain West (2017).
- As a graduate (2021), set the NCAA career punt average record by concluding his career at 47.8 average yards per attempt. Appeared in 12

games and logged 58 punts for 2,953 yards (50.9 avg.) including a career-long of 81 yards. Registered 27 punts placed inside the 20-yard line and 32 punts of 50+ yards. Was a second-team All-Mountain West selection and a Ray Guy Award semifinalist.

- As a senior (2020), saw action in four games and posted 26 punts for 1,178 yards (45.3 avg.) including a long of 58. Added eight punts placed inside the 20 and nine punts of 50+ yards. Named first team All-Mountain West for the third consecutive season.
- As a junior (2019), played in 12 games and punted 49 times for 2,274 yards (46.4 avg.) including a long of 64. Placed 13 punts inside the 20 and boomed 16 punts of 50+ yards. Named first team All-Mountain West for the second consecutive year.
- As a sophomore (2018), appeared in all 12 games and totaled 65 punts for 3,140 yards (48.3 avg.) including a long of 70 yards. Added 18 punts placed inside the 20 and 31 punts of 50+ yards. Had one punt blocked. Completed one 11-yard pass on a fake punt. Earned first-team All-Mountain West recognition.
- As a freshman (2017), played in 13 games and punted 46 times for 2,111 yards (45.9 avg.) including a long of 65 yards. Placed 24 punts inside the 20 and logged 18 punts of 50+ yards. Earned honorable mention All-Mountain West honors.
- Graduated from Colorado State in May 2021 with a degree in sociology.

PERSONAL:

- Attended Mater Dei (Calif.) High School where he was named the nation's top punter by 247Sports as a senior after averaging 45.2 yards per punt.
- Rated a three-star prospect by Scout, Rivals, and 247Sports.
- Son of Natalie Banks and Paul Stonehouse.
- His father, Paul, was an All-American punter for Stanford. His uncle, John Stonehouse was an All-American punter at Southern California and was signed by the New York Giants as a rookie free agent in 1996. His uncle, Jeff Banks, was a punter at Washington State. His younger cousin, Jack, is a punter at Missouri.
- Follow Stonehouse on Twitter @_ryanstonehouse and on Instagram @ryanstonehouse.
- Born Ryan Matthew Stonehouse on May 11, 1999 in San Dimas, Calif.

RYAN STONEHOUSE'S GAME-BY-GAME

2022 Tennessee Titans																						
Date	Opp	W/L	No	Yds	Avg	Net	TB	In 20	Lg	Blk												
Sept 11	NYG	L	6	342	57.0	46.7	0	3	66	0	Nov 27	Cin	L	5	269	53.8	43.8	2	2	71	0	
Sept 19	@ Buf	L	6	333	55.5	45.3	1	2	64	0	Dec 4	@ Phi	L	7	401	57.3	42.3	0	1	62	0	
Sept 25	LV	W	3	181	60.3	49.3	1	2	70	0	Dec 11	Jax	L	3	150	50.0	43.3	0	0	53	0	
Oct 2	@ Ind	W	4	211	52.8	47.8	0	0	57	0	Dec 18	@ LAC	L	7	392	56.0	45.6	1	4	68	0	
Oct 9	@ Was	W	8	416	52.0	48.4	0	4	66	0	Dec 24	Hou	L	6	301	50.2	43.3	0	1	61	0	
Oct 23	Ind	W	3	164	54.7	39.0	0	0	58	0	Dec 29	Dal	L	5	237	47.4	37.6	1	1	55	0	
Oct 30	@ Hou	W	5	242	48.4	40.8	1	4	57	0	Jan 7	@ Jax	L	3	166	55.3	44.3	0	0	60	0	
Nov 6	@ KC	L	8	390	48.8	41.4	0	2	63	0	Totals			7-10	90	4,779	53.1	44.0	9	30	74	0
Nov 13	Den	W	8	432	54.0	47.3	2	3	74	0												
Nov 17	@ GB	W	3	152	50.7	36.7	0	1	59	0												

RYAN STONEHOUSE'S NFL STATISTICS

REGULAR SEASON		PUNTING										
Year	Team	GP	No.	Yds	Avg	Ret	Yds	TB	In	Lg	Blk	Net
2022	Tennessee	17	90	4,779	53.1	59	636	9	30	74	0	44.0
NFL Totals		17	90	4,779	53.1	59	636	9	30	74	0	44.0

Single-Game Highs

- Punts - **8 (Three times, last vs. Denver 11/13/22)**
- Yards - **432 vs. Denver (11/13/22)**
- Gross Avg. - **57.3 at Philadelphia (12/4/22)**
- Net Avg. - **48.4 at Washington (10/9/22)**
- Long Punt - **74 vs. Denver (11/13/22)**
- In20 - **4 (Three times, last at L.A. Chargers 12/18/22)**

Additional Statistics

Special Teams Tackles - **2 (2022)**



97 KEVIN STRONG

**DEFENSIVE END • 6'4" • 295 LBS • COLLEGE: TEXAS-SAN ANTONIO
ACQUIRED: FREE AGENT - 2021 • NFL EXPERIENCE (NFL/TITANS): 4/2
HOMETOWN: CLEVELAND, TEXAS
GAMES PLAYED/GAMES STARTED: 36/2 (PLAYOFFS: 1/0)**



PRO: The Titans signed free agent Kevin Strong to the practice squad on Nov. 23, 2021, and he appeared in five games and totaled three tackles in his first season as a Titan. The 6-foot-4-inch, 295-pounder also appeared in the team's postseason contest. Prior to arriving in Tennessee, Strong saw action in 15 regular season games over three years with the Detroit Lions (2019-21), and totaled 23 tackles, one sack, one tackle for loss and one pass defended. The Cleveland, Texas, native originally signed with the Lions as an undrafted rookie free agent in 2019.

CAREER HIGHLIGHTS:

- Strong recorded multi-tackle games in all of his six appearances during the 2020 season.

TITANS TIDBITS:

- In high school, Strong was a multi-sport athlete who thrived in football, basketball and track and field. Strong earned first-team all-district honors as a basketball player and was a regional qualifier in track & field participating in the shot put.

CAREER TRANSACTIONS:

- The Cleveland, Texas, native originally signed with the Detroit Lions as an undrafted rookie free agent on March 10, 2019.
- Waived by the Lions on Sept. 5, 2020 and signed to the team's practice squad a day later.
- Signed to the Lions active roster from their practice squad on Sept. 19, 2020.
- Signed to the Lions practice squad on Sept. 21, 2020.
- Waived by the Lions on Nov. 11, 2020.
- Signed to the Lions practice squad on Dec. 1, 2020.
- Signed to the Lions active roster from their practice squad on Dec. 2, 2020.
- Waived by the Lions on Nov. 20, 2021.
- Signed by the Titans to their practice squad on Nov. 23, 2021.
- Activated from the practice squad to the active roster standard elevation on Nov. 27, 2021.
- Activated from the practice squad to the active roster standard elevation on Dec. 11, 2021.
- Activated from the practice squad to the active roster COVID-19 replacement on Dec. 18, 2021.
- Activated from the practice squad to the active roster COVID-19 replacement on Dec. 23, 2021.
- Signed by the Titans to their active roster from the practice squad on Jan. 8, 2022.

SEASON RECAPS:

2022 (16/1 - Tennessee): Saw action in a career-best 16 games with one start on the defensive front and registered a career-high 23 tackles, a career-best 12 quarterback pressures and two passes defended. Was inactive for one contest. Tied for the team lead in passes defended once in 2022 (vs. NYG).

- Against N.Y. Giants (9/11), played as a reserve on the defensive front and posted three tackles, three quarterback pressures and a pass defended. Batted down a third-and-three pass intended for Sterling Shepard in the second quarter.
- At Buffalo (9/19), saw action as a reserve at defensive tackle and collected two tackles with two quarterback pressures.
- Against Las Vegas (9/25), played as a reserve at defensive tackle.
- At Indianapolis (10/2), saw action as a reserve on the defensive front and tallied two tackles. Combined with Joe Schobert to stop Jonathan Taylor

for no gain on a rush off left guard in the final stanza.

- At Washington (10/9), played as a reserve at defensive end and recorded two tackles with a quarterback pressure.
- Against Indianapolis (10/23), saw action as a reserve on the defensive front and registered two quarterback pressures.
- At Houston (10/30), played as a reserve on the defensive line and notched a tackle and a quarterback pressure.
- At Kansas City (11/6), was inactive.
- Against Denver (11/13), started on the defensive front and posted a tackle. Stopped Russell Wilson for no gain on a rush up the middle in the third quarter.
- At Green Bay (11/17), saw action as a reserve at defensive tackle and registered three tackles.
- Against Cincinnati (11/27), played as a reserve on the defensive front and collected a tackle with two quarterback pressures.
- At Philadelphia (12/4), saw action as a reserve on the defensive front and produced a tackle and a quarterback pressure.
- Against Jacksonville (12/11), played as a reserve on the defensive front and posted two tackles.
- At L.A. Chargers (12/18), saw action as a reserve at defensive end and recorded a tackle.
- Against Houston (12/24), played as a reserve on the defensive front and notched a tackle.
- Against Dallas (12/29), saw action as a reserve at defensive tackle and collected three tackles with a pass defended. Batted down a pass intended for Noah Brown in the third quarter. Stuffed Ezekiel Elliott for no gain on a rush off left guard late in the final stanza.
- At Jacksonville (1/7), played as a reserve on the defensive front.

2021 (1/0 - Detroit; 5/0, 1/0 - Tennessee): Saw action in five games with the Titans and collected three tackles after being signed as a free agent on Nov. 23. Spent one game on the Titans' practice squad. Played as a reserve in the postseason contest. Appeared in one game for the Lions and posted three tackles against San Francisco (9/12). Was inactive for one contest with Detroit before being placed on injured reserve on Sept. 25. Missed six games before being activated from injured reserve designated to return on Nov. 2. Was inactive for an additional game before being released by the Lions on Nov. 20.

- At New England (11/28), made his Titans debut as a reserve on the defensive front.
- At Pittsburgh (12/19), played as a reserve at defensive end and notched two tackles. Combined with Rashaan Evans to stuff Najee Harris for no gain on a rush off left tackle in the third quarter.
- At Houston (1/9), played as a reserve on the defensive front and compiled a tackle.
- Against Cincinnati (1/22), made his postseason debut as a reserve on the defensive front and on special teams.

2020 (6/1 - Detroit): Saw action in six games with one start and totaled 15 tackles and one sack.

- At Green Bay (9/20), set a career high with four tackles.
- At Tennessee (12/20), made his first career NFL start and posted two tackles.
- Against Minnesota (1/3), recorded three tackles and picked up his first NFL sack.

2019 (8/0 Detroit): Appeared in eight contests recording five tackles and one pass defended in his rookie campaign.

- Against the Los Angeles Chargers (9/8), collected his first career tackle.
- At Philadelphia (9/22), tallied a tackle and a pass defended.
- Against Minnesota (10/20), recorded his first multi-tackle game when he posted two tackles.

- As a redshirt freshman (2015), played in all 12 games with seven starts and recorded 31 tackles, 6.5 tackles for loss, 2.5 sacks and a pair of pass breakups.
- Earned a degree in multidisciplinary studies from UTSA.

COLLEGE:

- Played in 47 career games with 40 starts at the University of Texas - San Antonio and totaled 106 tackles, 26.5 tackles for loss, 7.5 sacks, two forced fumbles and two blocked field goals. Owns the UTSA record with two career blocked kicks and ranks second all-time with 26.5 career tackles for loss.
- As a senior (2018), started all 12 games and tallied 24 tackles, 6.5 tackles for loss, a sack and a safety. Was named honorable mention All-Conference USA by the league's head coaches.
- As a junior (2017), started all 11 games and registered 27 tackles, seven tackles for loss, three sacks and four quarterback hurries. Garnered second-team All-Conference USA accolades.
- As a sophomore (2016), saw action in 12 games with 10 starts and posted 24 tackles, 6.5 tackles for loss, a sack, two forced fumbles and a fumble recovery. He also blocked a field goal at Louisiana Tech (11/12) and an extra point at New Mexico in the Gildan New Mexico Bowl (12/17).

PERSONAL:

- Attended and played at Cleveland (Texas) High School where he was named a unanimous first-team All-District 22-3A honoree as a senior after racking up 51 tackles, 13 tackles for loss and seven sacks.
- Son of Tanisha and Kevin Strong.
- Has a son, Cannon Noah Strong.
- Follow Strong on Instagram @young_grinda54_
- Born Kevin Strong on Aug. 5, 1996 in Houston, Texas.

KEVIN STRONG'S TITANS GAME-BY-GAME

2021 Tennessee Titans																		
Date	Opp	W/L	P/S	Tot	Solo	Asst	Sk	- Yds	QBP	TFL	Int-	Yds -TD	PD	FF	FR	- Yds	SpT	
Nov 28	@ NE	L	p	0	0	0	0.0	0.0	0	0	0	0	0	0	0	0	0	0
Dec 12	Jax	W	p	0	0	0	0.0	0.0	0	0	0	0	0	0	0	0	0	0
Dec 19	@ Pit	L	p	2	1	1	0.0	0.0	0	0	0	0	0	0	0	0	0	0
Dec 23	SF	W	p	0	0	0	0.0	0.0	0	0	0	0	0	0	0	0	0	0
Jan 2	Mia	W	PS															
Jan 9	@ Hou	W	p	1	0	1	0.0	0.0	0	0	0	0	0	0	0	0	0	0
Totals		4-2	5/0	3	1	2	0.0	0.0	0	0	0	0	0	0	0	0	0	0
Playoffs																		
Jan 22	Cin	L	p	0	0	0	0.0	0.0	0	0	0	0	0	0	0	0	0	0
Totals		0-1	1/0	0	0	0	0.0	0.0	0	0	0	0	0	0	0	0	0	0
2022 Tennessee Titans																		
Date	Opp	W/L	P/S	Tot	Solo	Asst	Sk	- Yds	QBP	TFL	Int-	Yds -TD	PD	FF	FR	- Yds	SpT	
Sept 11	NYG	L	p	3	2	1	0.0	0.0	3	0	0	0	0	1	0	0	0	0
Sept 19	@ Buf	L	p	2	1	1	0.0	0.0	2	0	0	0	0	0	0	0	0	0
Sept 25	LV	W	p	0	0	0	0.0	0.0	0	0	0	0	0	0	0	0	0	0
Oct 2	@ Ind	W	p	2	1	1	0.0	0.0	0	0	0	0	0	0	0	0	0	0

Oct 9	@ Was	W	p	2	1	1	0.0	0.0	1	0	0	0	0	0	0	0	0	0
Oct 23	Ind	W	p	0	0	0	0.0	0.0	2	0	0	0	0	0	0	0	0	0
Oct 30	@ Hou	W	p	1	0	1	0.0	0.0	1	0	0	0	0	0	0	0	0	0
Nov 6	@ KC	L	IA															
Nov 13	Den	W	S	1	1	0	0.0	0.0	0	0	0	0	0	0	0	0	0	0
Nov 17	@ GB	W	p	3	1	2	0.0	0.0	0	0	0	0	0	0	0	0	0	0
Nov 27	Cin	L	p	1	0	1	0.0	0.0	2	0	0	0	0	0	0	0	0	0
Dec 4	@ Phi	L	p	1	1	0	0.0	0.0	1	0	0	0	0	0	0	0	0	0
Dec 11	Jax	L	p	2	2	0	0.0	0.0	0	0	0	0	0	0	0	0	0	0
Dec 18	@ LAC	L	p	1	0	1	0.0	0.0	0	0	0	0	0	0	0	0	0	0
Dec 24	Hou	L	p	1	1	0	0.0	0.0	0	0	0	0	0	0	0	0	0	0
Dec 29	Dal	L	p	3	3	0	0.0	0.0	0	0	0	0	0	1	0	0	0	0
Jan 7	@ Jax	L	p	0	0	0	0.0	0.0	0	0	0	0	0	0	0	0	0	0
Totals		7-10	16/1	23	14	9	0.0	0.0	12	0	0	0	0	0	2	0	0	0

KEVIN STRONG'S NFL STATISTICS

REGULAR SEASON			TACKLES								INTERCEPTIONS					FUMBLES			
Year	Team	GP	GS	Tot	Solo	Asst	Sk	Yds	QBP	TFL	No	Yds	Lg	TD	PD	FF	FR	Yds	SpT
2019	Detroit	8	0	5	3	2	0.0	0.0	0	0	0	0	0	0	1	0	0	0	0
2020	Detroit	6	1	15	10	5	1.0	9.0	2	1	0	0	0	0	0	0	0	0	0
2021	DET/TEN	6	0	6	4	2	0.0	0.0	0	0	0	0	0	0	0	0	0	0	0
2022	Tennessee	16	1	23	14	9	0.0	0.0	12	0	0	0	0	2	0	0	0	0	0
NFL Totals		36	2	49	31	18	1.0	9.0	14	1	0	0	0	0	3	0	0	0	0

PLAYOFFS			TACKLES								INTERCEPTIONS					FUMBLES			
Year	Team	GP	GS	Tot	Solo	Asst	Sk	Yds	QBP	TFL	No	Yds	Lg	TD	PD	FF	FR	Yds	SpT
2021	Tennessee	1	0	0	0	0	0.0	0.0	0	0	0	0	0	0	0	0	0	0	0
NFL Totals		1	0	0	0	0	0.0	0.0	0	0	0	0	0	0	0	0	0	0	0

Single-Game Highs


Tackles - 4 at Green Bay (9/20/20)

Sacks - 1 vs. Minnesota (1/3/21)

Quarterback Pressures - **3 vs. N.Y. Giants (9/11/22)**

Passes Defensed - 1 (**Three times, last vs. Dallas 12/29/22**)

Tackles For Loss - 1 vs. Minnesota (1/3/21)



87 GEOFF SWAIM

TIGHT END • 6'4" • 260 LBS • COLLEGE: TEXAS

ACQUIRED: FREE AGENT - 2020 • NFL EXPERIENCE (NFL/TITANS): 8/3

HOMETOWN: CHICO, CALIF.

GAMES PLAYED/GAMES STARTED: 86/57 (PLAYOFFS: 2/2)



PRO: The Titans signed Geoff Swaim as a free agent during the 2020 training camp to add competition and experience to the tight end room. The 6-foot-4-inch, 260-pounder is known for his toughness and physicality at the line of scrimmage. In his first two seasons with the Titans (2020-21), Swaim caught 40 passes for 293 yards and four touchdowns, including a career-best 31 receptions and three scores in 2021. He was originally drafted by the Dallas Cowboys in the seventh round (246th overall) of the 2015 NFL Draft. Swaim appeared in 37 games with 18 starts and caught 35 passes for 336 yards and one touchdown in his four seasons with the Cowboys. The Chico, Calif., native spent the 2019 season with the Jacksonville Jaguars and totaled 13 catches for 65 yards before being placed on injured reserve.

CAREER HIGHLIGHTS:

- In 2021, Swaim established career-high marks in games played (16), games started (16), receptions (31), and receiving touchdowns (3). His 210 receiving yards ranked second in his career. His receptions and receiving yards ranked fourth on the team, while his receiving touchdowns tied for third.
- In 2020, Swaim saw action in 10 games with eight starts for the Titans and hauled in nine receptions for 83 yards with a score. He also helped open holes for Derrick Henry to become the eighth player in NFL history to eclipse 2,000 rushing yards in a season.

TITANS TIDBITS:

- Swaim's brother, Mycal, played safety at Eastern Michigan. Mycal signed as a rookie free agent with the Tampa Bay Buccaneers following the 2014 NFL Draft.

CAREER TRANSACTIONS:

- The Chico, Calif., native was selected by the Dallas Cowboys in the seventh round (246th overall) of the 2015 NFL Draft.
- Signed by the Jacksonville Jaguars as a free agent on May 15, 2019.
- Released by the Jaguars on March 17, 2020.
- Signed by the Titans as a free agent on Aug. 19, 2020.

SEASON RECAPS:

2022 (17/13 - Tennessee): Played in all 17 games with 13 starts at tight end and registered 12 catches for 58 yards with a touchdown.

- Against N.Y. Giants (9/11), started at tight end and snared three receptions for 19 yards.
- At Buffalo (9/19), started at tight end.
- Against Las Vegas (9/25), started at tight end and caught three passes for 19 yards with a touchdown. Gave the Titans an early 7-0 lead with a two-yard touchdown grab on third-and-one.
- At Indianapolis (10/2), started at tight end and helped open holes for Derrick Henry to amass 114 rushing yards on 22 carries with a touchdown.
- At Washington (10/9), started at tight end and snared one reception for five yards.
- Against Indianapolis (10/23), saw action as a reserve at tight end in his 75th career regular season game.
- At Houston (10/30), started his 50th career regular season game and helped open holes for Titans' ball carriers to gain 314 rushing yards, the second-highest total in franchise history, including a 219-yard, two-touchdown performance by Derrick Henry.
- At Kansas City (11/6), started at tight end.
- Against Denver (11/13), started at tight end.
- At Green Bay (11/17), played as a reserve at tight end and caught one

pass for three yards.

- Against Cincinnati (11/27), started at tight end.
- At Philadelphia (12/4), started at tight end and caught one pass for four yards.
- Against Jacksonville (12/11), played as a reserve at tight end.
- At L.A. Chargers (12/18), started at tight end.
- Against Houston (12/24), started at tight end and hauled in one reception.
- Against Dallas (12/29), played as a reserve at tight end and caught one pass for four yards.
- At Jacksonville (1/7), started at tight end and caught one pass for five yards.

2021 (16/16, 1/1 - Tennessee): Started 16 games at tight end and tied for fourth on the team with 31 receptions for 210 receiving yards. Tied for third on the squad with a career-high three receiving touchdowns. Was inactive for one game. Started the postseason contest. Led the team in receiving yards once in 2021 (vs. JAX). Tied for the team lead in receptions once in 2021 (vs. MIA).

- At Seattle (9/19), started at tight end and hauled in two receptions for 10 yards.
- Against Indianapolis (9/26), started at tight end and caught three passes for 27 yards. Snared a 26-yard reception in the second quarter.
- At Indianapolis (10/31), started at tight end and snared four receptions for 23 yards with a touchdown. Cut the Colts' lead to 14-7 with a six-yard touchdown grab on third-and-three in the second stanza.
- At L.A. Rams (11/7), started at tight end and grabbed four receptions for 29 yards with a touchdown. Gave the Titans a 7-3 lead with a two-yard touchdown catch early in the second quarter.
- Against New Orleans (11/14), started at tight end and snared four passes for 26 yards. Extended the Titans' final scoring drive by converting a critical third-and-one with a two-yard catch early in the fourth quarter.
- Against Jacksonville (12/12), started at tight end and led the team with 45 receiving yards on three catches. Helped set up the Titans' final touchdown with a 24-yard reception on a screen in the third quarter.
- Against San Francisco (12/23), started at tight end and caught three passes for 10 yards, including two catches for 10 yards on the game-winning drive in the fourth quarter.
- Against Miami (1/2), started at tight end and tied for the team lead with three receptions for nine yards with a touchdown. Gave the Titans a 7-0 lead with a one-yard touchdown catch late in the first quarter. Extended the Titans' second touchdown drive with a five-yard reception on third-and-one in the second quarter.
- Against Cincinnati (1/22), started at tight end in the divisional playoff contest.

2020 (10/8, 1/1 - Tennessee): Played in 10 games with eight starts at tight end in his first season with the Titans and caught nine passes for 83 yards with a touchdown. Was inactive for six games. Started the postseason contest at tight end and snared one reception for five yards. Tied the team lead in special teams tackles once in 2020 (vs. HOU).

- Against Buffalo (10/13), started at tight end in his Titans debut and helped open holes for Titans' rushers to gain 139 yards on the ground.
- Against Houston (10/18), saw significant action as a reserve at tight end and caught two passes for 10 yards. Posted a special teams tackle on coverage units.
- At Baltimore (11/22), started at tight end and hauled in one reception for nine yards.
- At Indianapolis (11/29), started at tight end and caught three passes for 30 yards. Helped block for Titans' rushers to gain 229 yards on 45 carries. Extended the Titans' opening touchdown drive with an eight-yard catch to

the Colts' 12-yard line on third-and-one in the first quarter.

- At Jacksonville (12/13), started at tight end and caught three passes for 34 yards with a touchdown. Helped open holes for Titans' rushers to gain 249 yards on the ground, including a 215-yard performance by Derrick Henry. Got open in the end zone for a five-yard touchdown catch and a 24-3 advantage early in the third quarter. Set up the Titans final touchdown with a 16-yard catch down to the Jaguars' one-yard line in the third stanza.
- At Houston (1/3), started at tight end and blocked for Derrick Henry to gain a franchise-record 250 rushing yards in the Titans' division-clinching victory and in the process become the eighth player in NFL history to eclipse 2,000 rushing yards in a season.
- Against Baltimore (1/10), started at tight end and caught one pass for five yards in his postseason debut.

2019 (6/2 - Jacksonville): Saw action in six games with two starts and caught 13 passes for 65 yards before being placed on injured reserve on Oct. 22, 2019.

- Against Kansas City (9/8), made four receptions for 17 yards.

2018 (9/9 - Dallas): Started nine games and tallied career-highs with 26 catches for 242 yards and one touchdown. Placed on injured reserve on Dec. 22, 2018.

- At Seattle (9/23), made a career-high five receptions for 47 yards.
- Against Detroit (9/30), caught three passes for 39 yards and his first career touchdown.
- At Houston (10/7), totaled a career-high 55 receiving yards on three catches, including a career-long 43-yard reception.

2017 (15/2 - Dallas): Played in 15 games and made two starts. Caught two passes for 25 yards.

2016 (9/6 - Dallas): Saw action in nine games with six starts and made six catches for 69 yards. Placed on injured reserve on Nov. 16, 2016.

- Against N.Y. Giants (9/11), caught one pass for 21 yards.
- At Washington (9/18), made two catches for 29 yards.

2015 (4/0 - Dallas): Appeared in four games and totaled one reception for no gain.

COLLEGE:

- In two seasons at Texas (2013-14), Swaim played in 26 games with 22 starts and totaled 13 catches for 84 yards and one touchdown. Transferred to Texas from Butte College (Calif.) where he played two seasons.
- As a senior (2014), started all 13 games for the Longhorns and totaled 10 receptions for 60 yards and one touchdown.

- As a junior (2013), played in all 13 games with nine starts at Texas and posted three catches for 14 yards. Earned honorable mention All-Big 12 recognition by the league's coaches.

- Transferred to Texas from Butte College (Calif.) where he helped Butte to back-to-back bowl wins and the 2012 Nor Cal Conference Championship.
- Majored in corporate communications at Texas.

PERSONAL:

- Attended Pleasant Valley (Calif.) High School where he earned an all-city selection and all-league honors at linebacker after totaling 124 tackles, six sacks and one interception as a senior.
- Also played basketball.
- Son of Casey and Kathy Swaim.
- Has three siblings.
- Born Geoff Swaim on Sept. 16, 1993 in Chico, Calif.

GEOFF SWAIM'S GAME-BY-GAME

2015 Dallas Cowboys				RECEIVING				
Date	Opp.	W/L	P/S	No	Yds	Avg	Lg	TD
Sept 13	NYG	W	IA					
Sept 20	@ Phi	W	p	1	0	0.0	0	0
Sept 27	Atl	L	IA					
Oct 4	@ NO	L	IA					
Oct 11	NE	L	S	0	0	-	0	0
Oct 25	@ NYG	L	IA					
Nov 1	Sea	L	IA					
Nov 8	Phi	L	IA					
Nov 15	@ TB	L	IA					
Nov 22	@ Mia	W	IA					
Nov 26	Car	L	IA					
Dec 7	@ Was	W	IA					
Dec 13	@ GB	L	IA					
Dec 19	NYJ	L	IA					
Dec 27	@ Buf	L	p	0	0	-	0	0
Jan 1	Was	L	p	0	0	-	0	0
Totals		4-12	4/1	1	0	-	0	0

2016 Dallas Cowboys				RECEIVING				
Date	Opp.	W/L	P/S	No	Yds	Avg	Lg	TD
Sept 11	NYG	L	S	1	21	21.0	21	0
Sept 18	@ Was	W	p	2	29	14.5	28	0
Sept 25	Chi	W	S	0	0	-	0	0
Oct 2	@ SF	W	p	0	0	-	0	0
Oct 9	Cin	W	S	0	0	-	0	0
Oct 16	@ GB	W	S	0	0	-	0	0
Oct 30	Phi	W	p	1	8	8.0	8	0
Nov 6	@ Cle	W	S	2	11	5.5	8	0
Nov 13	@ Pit	W	S	0	0	-	0	0
Placed on injured reserve on Nov. 16, 2016.								
Totals		8-1	9/6	6	69	11.5	28	0

2017 Dallas Cowboys				RECEIVING				
Date	Opp.	W/L	P/S	No	Yds	Avg	Lg	TD
Sept 10	NYG	W	p	0	0	-	0	0
Sept 17	@ Den	L	p	0	0	-	0	0
Sept 25	@ Ari	W	p	0	0	-	0	0
Oct 1	LAR	L	p	0	0	-	0	0
Oct 8	GB	L	p	0	0	-	0	0
Oct 22	@ SF	W	p	1	7	7.0	7	0
Oct 29	@ Was	W	p	1	18	18.0	18	0
Nov 5	KC	W	p	0	0	-	0	0
Nov 12	@ Atl	L	IA					
Nov 19	Phi	L	p	0	0	-	0	0
Nov 23	LAC	L	p	0	0	-	0	0
Nov 30	Was	W	p	0	0	-	0	0
Dec 10	@ NYG	W	p	0	0	-	0	0
Dec 17	@ Oak	W	S	0	0	-	0	0
Dec 24	Sea	L	p	0	0	-	0	0
Dec 31	@ Phi	W	S	0	0	-	0	0
Totals		9-7	15/2	2	25	12.5	18	0

2018 Dallas Cowboys				RECEIVING				
Date	Opp.	W/L	P/S	No	Yds	Avg	Lg	TD
Sept 9	@ Car	L		3	18	6.0	11	0
Sept 16	NYG	W		0	0	-	-	0
Sept 23	@ Sea	L		5	47	9.4	20	0
Sept 30	Det	W		3	39	13.0	31	1
Oct 7	@ Hou	L		3	55	18.3	43	0
Oct 14	Jax	W		2	21	10.5	1	0
Oct 21	@ Was	L		3	25	8.3	17	0
Nov 5	Ten	L	IA					
Nov 11	@ Phi	W		3	13	4.3	7	0
Nov 18	@ Atl	W		4	24	6.0	12	0
Placed on injured reserve on Dec. 22, 2016								
Totals		5-5	15/2	26	242	9.3	43	1

2019 Jacksonville Jaguars				RECEIVING				
Date	Opp.	W/L	P/S	No	Yds	Avg	Lg	TD
Sept 8	KC	L	p	4	17	4.3	5	0
Sept 15	@ Hou	L	p	3	14	4.7	9	0
Sept 19	Ten	W	p	1	8	8.0	8	0
Sept 29	@ Den	W	S	3	17	5.7	9	0
Oct 6	@ Car	L	p	1	4	4.0	4	0
Oct 13	NO	L	S	1	5	5.0	5	0
Oct 20	@ Cin	W	IA					
Placed on injured reserve on Oct. 22, 2019.								
Totals		3-4	6/2	13	65	5.0	9	0

2020 Tennessee Titans				RECEIVING				
Date	Opp.	W/L	P/S	No	Yds	Avg	Lg	TD
Sept 14	@ Den	W	IA					
Sept 20	Jax	W	IA					
Sept 27	@ Min	W	IA					
Oct 13	Buf	W	S	0	0	-	0	0
Oct 18	Hou	W	p	2	10	5.0	8	0
Oct 25	Pit	L	p	0	0	-	0	0
Nov 1	@ Cin	L	IA					
Nov 8	Chi	W	IA					
Nov 12	Ind	L	S	0	0	-	0	0
Nov 22	@ Bal	W	S	1	9	9.0	9	0
Nov 29	@ Ind	W	S	3	30	10.0	12	0
Dec 6	Cle	L	S	0	0	-	0	0
Dec 13	@ Jax	W	S	3	34	11.3	16	1
Dec 20	Det	W	IA					
Dec 27	@ GB	L	S	0	0	-	0	0
Jan 3	@ Hou	W	S	0	0	-	0	0
Totals		11-5	10/8	9	83	9.2	16	1
Playoffs								
Jan 10	Bal	L	S	1	5	5.0	5	0
Totals		0-1	1/1	1	5	5.0	5	0

2021 Tennessee Titans				RECEIVING				
Date	Opp.	W/L	P/S	No	Yds	Avg	Lg	TD
Sept 12	Ari	L	S	0	0	-	0	0
Sept 19	@ Sea	W	S	2	10	5.0	5	0
Sept 26	Ind	W	S	3	27	9.0	26	0
Oct 3	@ NYJ	L	S	0	0	-	0	0
Oct 10	@ Jax	W	S	0	0	-	0	0
Oct 18	Buf	W	S	1	8	8.0	8	0
Oct 24	KC	W	S	1	8	8.0	8	0
Oct 31	@ Ind	W	S	4	23	5.8	7	1
Nov 7	@ LAR	W	S	4	29	7.3	11	1
Nov 14	NO	W	S	4	26	6.5	16	0
Nov 21	Hou	L	IA					
Nov 28	@ NE	L	S	1	8	8.0	8	0
Dec 12	Jax	W	S	3	45	15.0	24	0
Dec 19	@ Pit	L	S	1	5	5.0	5	0
Dec 23	SF	W	S	3	10	3.3	6	0
Jan 2	Mia	W	S	3	9	3.0	5	1
Jan 9	@ Hou	W	S	1	2	2.0	2	0
Totals		12-5	16/16	31	210	6.8	26	3
Playoffs								
Jan 22	Cin	L	S	0	0	-	0	0
Totals		0-1	1/1	0	0	-	0	0

GEOFF SWAIM'S GAME-BY-GAME CONT.

2022 Tennessee Titans					RECEIVING															
Date	Opp.	W/L	P/S	No	Yds	Avg	Lg	TD												
Sept 11	NYG	L	S	3	19	6.3	9	0	Dec 4	@	Phi	L	S	1	4	4.0	4	0		
Sept 19	@ Buf	L	S	0	0	-	0	0	Dec 11		Jax	L	p	0	0	-	0	0		
Sept 25	LV	W	S	3	19	6.3	13	1	Dec 18	@	LAC	L	S	0	0	-	0	0		
Oct 2	@ Ind	W	S	0	0	-	0	0	Dec 24		Hou	L	S	1	-1	-1.0	-1	0		
Oct 9	@ Was	W	S	1	5	5.0	5	0	Dec 29		Dal	L	p	1	4	4.0	4	0		
Oct 23	Ind	W	p	0	0	-	0	0	Jan 7	@	Jax	L	S	1	5	5.0	5	0		
Oct 30	@ Hou	W	S	0	0	-	0	0	Totals					7-10	17/13	12	58	4.8	13	1
Nov 6	@ KC	L	S	0	0	-	0	0												
Nov 13	Den	W	S	0	0	-	0	0												
Nov 17	@ GB	W	p	1	3	3.0	3	0												
Nov 27	Cin	L	S	0	0	-	0	0												

GEOFF SWAIM'S NFL STATISTICS

REGULAR SEASON					RECEIVING					RUSHING				
Year	Team	GP	GS	No	Yds	Avg	Lg	TD	Att	Yds	Avg	Lg	TD	
2015	Dallas	4	1	1	0	0.0	0	0	0	0	-	0	0	
2016	Dallas	9	6	6	69	11.5	28	0	0	0	-	0	0	
2017	Dallas	15	2	2	25	12.5	18	0	0	0	-	0	0	
2018	Dallas	9	9	26	242	9.3	43	1	0	0	-	0	0	
2019	Jacksonville	6	2	13	65	5.0	9	0	0	0	-	0	0	
2020	Tennessee	10	8	9	83	9.2	16	1	0	0	-	0	0	
2021	Tennessee	16	16	31	210	6.8	26	3	0	0	-	0	0	
2022	Tennessee	17	13	12	58	4.8	13	1	0	0	-	0	0	
NFL Totals		86	57	100	752	7.5	43	6	0	0	-	0	0	

PLAYOFFS					RECEIVING					RUSHING				
Year	Team	GP	GS	No	Yds	Avg	Lg	TD	Att	Yds	Avg	Lg	TD	
2020	Tennessee	1	1	1	5	5.0	5	0	0	0	-	0	0	
2021	Tennessee	1	1	0	0	-	0	0	0	0	-	0	0	
NFL Totals		2	2	1	5	5.0	5	0	0	0	-	0	0	

Single-Game Highs

Receptions - 5 at Seattle (9/23/18)
 Receiving Yards - 55 at Houston (10/7/18)
 Long Reception - 43 at Houston (10/7/18)
 Touchdowns - **1 (Six times, last vs. Las Vegas 9/25/22)**

Playoff Single-Game Highs

Receptions - 1 vs. Baltimore (1/10/21)
 Receiving Yards - 5 vs. Baltimore (1/10/21)
 Long Reception - 5 vs. Baltimore (1/10/21)

Additional Statistics

Special Teams Tackles - 1 (2020)
 Misc Tackles - 2 (2021)



17 RYAN TANNEHILL

QUARTERBACK • 6'4" • 217 LBS • COLLEGE: TEXAS A&M
ACQUIRED: TRADE (MIA) - 2019
NFL EXPERIENCE (NFL/TITANS): 11/4 • HOMETOWN: BIG SPRING, TEXAS
GAMES PLAYED/GAMES STARTED: 145/143 (PLAYOFFS: 5/5)



Pro Bowl: 2019



Captain: 2020, 2021

PRO: The Titans traded for Ryan Tannehill in the 2019 offseason, bringing an experienced, veteran leader to the team. He took control as the team's starting quarterback by midseason and subsequently led the Titans to the playoffs and an AFC championship game appearance. In the process, he set single-season franchise records and led the NFL with a 117.5 passer rating and a passing average of 9.6 yards per attempt. His play led to his first career Pro Bowl appearance. He was rewarded with a multi-year contract extension in March 2020. Tannehill excelled again in his second season with the club, registering a career-best 33 touchdown passes while leading the Titans to a second consecutive postseason appearance. In 2021, he passed for 3,734 yards while leading the club to the best record in the AFC and a third straight playoff berth. Tannehill spent his first seven seasons as a member of the Miami Dolphins after being selected in the first round of the 2012 NFL Draft. He started 88 games over six seasons in South Florida and accumulated 20,434 passing yards and 123 touchdown passes. The Texas A&M product has also shown mobility as a signal caller, having rushed for 1,931 career yards and 24 touchdowns through 2021.

CAREER HIGHLIGHTS:

- In 2021, Tannehill notched 3,734 passing yards, 21 passing touchdowns and seven rushing scores while leading the Titans to their second consecutive AFC South division title.
- In 2020, Tannehill finished fifth in the NFL with a 106.5 passer rating and tied for seventh in the NFL with a career-high 33 touchdown tosses. He passed for 3,819 yards and rushed for 266 yards with a career-high seven rushing touchdowns. In the process, he set a franchise record with 40 combined touchdowns in a season.
- In his first season in Tennessee, Tannehill led the Titans to a 9-4 combined record as a starter in the regular season and playoffs and won the NFL Comeback Player of the Year Award. He earned his first Pro Bowl invitation after leading the NFL in passer rating (117.5) and passing average (9.6 yards per attempt) and ranking third in completion percentage (70.3). He set club records in all three categories.
- He was named AFC Offensive Player of the Month for December 2019 after completing 90 of 132 passes for 1,322 yards with 12 touchdowns and two interceptions. His passer rating for the calendar month was 124.6, which led the AFC.
- Tannehill made his first career playoff appearance at the conclusion of the 2019 campaign and helped lead the Titans to a wild card win at New England and a divisional round victory at Baltimore.
- During his seven seasons (2012-18) in Miami, Tannehill passed for at least 3,000 yards four times and more than 4,000 yards twice. He totaled 16 career 300-yard passing games, which is the second-most in Dolphins history.
- Tannehill engineered 17 career fourth-quarter comebacks during the first eight seasons of his career.
- In 2015, Tannehill posted 4,208 passing yards with 24 touchdowns and set a then-NFL record with 25 consecutive completions. His 4,208 passing yards was the fifth-highest single-season total in Dolphins history and most by a Dolphins quarterback other than Dan Marino.
- In 2014, Tannehill passed for 4,045 yards with 27 touchdowns for a 92.8 passer rating. He registered a career-best 311 rushing yards with a touchdown. His 392 completions were the most in Dolphins history.

TITANS TIDBITS:

- Ryan founded the Tannehill's A.C.E.S. (Achieving Community Educations Success) program with wife, Lauren, which consisted of 17 sophomores from American Senior High School and is focused on awarding scholarships to the participating students who strive for good grades and took on an

active role in their community by hosting monthly events to reward the students and help them give back to the community.

- Ryan enjoys deep-sea fishing off the coast of South Florida in his free time.
- Ryan's father, Tim, played wide receiver at Texas Tech from 1985-87.

CAREER TRANSACTIONS:

- The Big Spring, Texas, native was originally selected by the Miami Dolphins in the first round (eighth overall) of the 2012 NFL Draft.
- Traded by the Dolphins to the Titans along with a 2019 sixth-round pick for a 2019 seventh-round draft pick and a 2020 fourth-round draft choice on March 15, 2019.

SEASON RECAPS:

2022 (12/12 - Tennessee): Started 12 games at quarterback and ranked sixth in the AFC with a 94.6 passer rating. Completed 212 of 325 passes for 2,536 yards with 13 touchdowns and six interceptions. Rushed 34 times for 98 yards with two touchdowns. Was inactive for three contests. Placed on injured reserve on Dec. 29 and missed the final two games. Has posted 50 career games with a 100.0 or better passer rating, including three in 2022 (vs. NYG, at IND, at GB). Has registered 25 career games with at least 300 passing yards, including one in 2022 (at GB). Posted his 200th career touchdown pass against N.Y. Giants (9/11/22). Set a single-game career high by completing 81.5 percent of his passes on 22 of 27 passing at Green Bay (11/17/22). Led the team in rushing yards once in 2022 (at PHI).

- Against N.Y. Giants (9/11), completed 20 of 33 passes for 266 yards with two touchdowns for a 106.4 passer rating. Rushed twice for seven yards. By starting his 44th consecutive game with the club, he passed Steve McNair for the most consecutive starts in Titans/Oilers history by a quarterback. Found Dontrell Hilliard for a seven-yard touchdown to give the Titans an early 7-0 lead in the opening stanza. It was the 200th touchdown pass of his career, making him the 47th player in NFL history to reach the plateau. Extended the Titans' second scoring drive with a 31-yard pass to Hilliard on third-and-three in the second quarter. Kept the Titans' second touchdown drive alive with a five-yard toss to Kyle Philips on third-and-five in the third quarter. Gave the Titans a 20-13 lead with a 23-yard touchdown grab in the third quarter. Got the Titans in field goal range with a 21-yard pass to Philips along the sideline late in the fourth quarter.
- At Buffalo (9/19), connected on 11 of 20 passes for 117 yards with two interceptions. Rushed once for two yards.
- Against Las Vegas (9/25), completed 19 of 27 passes for 264 yards with a touchdown and an interception. Rushed four times for two yards with a score. Notched his 15th NFL game and his 13th game with the Titans in which he passed for at least one touchdown and rushed for at least one touchdown. Extended the Titans' opening touchdown drive with an 11-yard toss to Austin Hooper on third-and-10 early in the first quarter. Gave the Titans an early 7-0 lead with a two-yard touchdown pass to Geoff Swaim on third-and-one. Got the Titans' second touchdown drive going with a 41-yard bomb to Robert Woods on the final play of the opening stanza. Kept the Titans' third touchdown drive alive with a 10-yard strike to Nick Westbrook-Ikhine on third-and-three in the second quarter. Increased the Titans' lead to 21-10 with a one-yard touchdown plunge in the second quarter.
- At Indianapolis (10/2), set a single-game career high by completing 81 percent of his passes on 17 of 21 passing for 137 yards with two touchdowns for a 125.6 passer rating. Rushed five times for nine yards. Extended the Titans' open scoring drive with a nine-yard scramble on third-and-six in the first quarter. Gave the Titans an early 7-0 lead with a seven-yard touchdown pass to Robert Woods in the first quarter. Kept the

Titans' second touchdown drive alive with a four-yard toss to Austin Hooper on third-and-three in the first quarter. Increased the Titans' lead to 24-3 with an eight-yard touchdown pass to Chig Okonkwo in the second quarter. Sealed the victory with a seven-yard toss to Okonkwo on third-and-four late in the fourth quarter allowing the Titans to run out the clock.

- At Washington (10/9), in his 50th game as a member of the Titans, completed 15 of 25 passes for 181 yards with a touchdown for a 95.6 passer rating. Gave the Titans a 7-0 lead with a 13-yard touchdown pass to Dontrell Hilliard in the opening quarter. Extended the Titans' second touchdown drive by eluding a sack and finding Hilliard for an eight-yard pass on third-and-five in the second stanza. Set up the Titans' game-winning touchdown with a 61-yard strike to Nick Westbrook-Ikhine to the Washington 12-yard line in the third quarter. Kept the Titans' game-winning touchdown drive alive with a seven-yard toss to Austin Hooper down to the Commanders' two-yard line on third-and-seven late in the third quarter.

- Against Indianapolis (10/23), completed 13 of 20 passes for 132 yards in his fifth consecutive victory over the Colts. Extended the Titans' opening scoring drive with a pair of third down conversions: an eight-yard scramble on third-and-one and a 13-yard strike to Robert Woods on third-and-seven in the first stanza. Kept the Titans' third scoring drive alive with two third-down conversions: a 14-yard pass to Austin Hooper on third-and-10 and a seven-yard pass to Woods on third-and-four in the third quarter. Converted a third-and-six with a 19-yard pass to Hooper during the Titans' final scoring drive in the fourth quarter.

- At Houston (10/30), was inactive ending his streak of 49 consecutive starts. It was the longest consecutive starting streak by a quarterback in franchise history.

- At Kansas City (11/6), was inactive.

- Against Denver (11/13), returned to the lineup and completed 19 of 36 passes for 255 yards with two touchdowns for a 94.1 passer rating. Rushed twice for 12 yards. With the victory, he set the record for the most wins by a Titans/Oilers starting quarterback in the first four seasons of a player's career with the organization. Extended the Titans' opening touchdown drive with a six-yard pass to Robert Woods on third-and-three late in the second quarter. Cut the Broncos' lead to 10-7 with a nine-yard touchdown strike to Nick Westbrook-Ikhine on third-and-goal with 12 seconds remaining in the first half. Gave the Titans a 14-10 advantage with a 63-yard touchdown toss to Nick Westbrook-Ikhine on a flea flicker in the third quarter. Extended the Titans' final scoring drive with a pair of third-down conversions in the fourth quarter: an eight-yard pass to Austin Hooper on third-and-five and a 41-yard connection to Chig Okonkwo on third-and-four.

- At Green Bay (11/17), set a career-high with an 81.5 percent completion percentage on 22 of 27 passing for 333 yards with a touchdown and an interception for a 127.3 passer rating. Kickstarted the Titans' opening touchdown drive with a 43-yard bomb to Treylon Burks on third-and-seven in the first quarter. Gave the Titans an early 7-0 lead with a 14-yard touchdown pass to Dontrell Hilliard in the opening stanza. Kept the Titans' second touchdown drive alive with a nine-yard toss to Robert Woods on third-and-seven in the second quarter. Gave the Titans a 27-17 advantage with a 16-yard touchdown strike to Austin Hooper on the first play of the fourth quarter.

- Against Cincinnati (11/27), completed 22 of 34 passes for 291 yards for a 91.7 passer rating. Rushed twice for nine yards. Extended the Titans' initial scoring drive with a pair of conversions: an eight-yard pass to Austin Hooper on third-and-five and a 25-yard connection to Nick Westbrook-Ikhine on third-and-10 late in the first quarter. Set up the Titans' second field goal with a 51-yard bomb to Treylon Burks to the Bengals' 24-yard line in the third quarter. Kept the Titans' final scoring drive alive with a pair of conversions: a four-yard run on third-and-four and a 17-yard pass to Chig Okonkwo on third-and-one in the final stanza.

- At Philadelphia (12/4), completed 14 of 22 passes for 141 yards with a touchdown for a 97.0 passer rating. Rushed three times for 34 yards. Extended the Titans' first scoring drive with an eight-yard scramble on fourth-and-seven in the first quarter. Found Treylon Burks for a 25-yard touchdown strike to even the score at 7-7 in the opening stanza. Kept the Titans' second scoring drive alive with a nine-yard connection to Austin Hooper on third-and-five in the second quarter. Set up a Titans' field goal with a 41-yard pass to Chig Okonkwo in the second quarter.

- Against Jacksonville (12/11), completed 25 of 38 passes for 254 yards with two touchdowns and an interception for a 91.3 passer rating. Rushed twice for 16 yards. Extended the Titans' opening touchdown drive with

a 13-yard connection to Nick Westbrook-Ikhine on third-and-five in the opening quarter. Gave the Titans' a 14-7 lead with a 10-yard touchdown toss to Chig Okonkwo late in the first quarter. Found Westbrook-Ikhine in the corner of the end zone for a two-yard touchdown in the fourth quarter. Connected with Okonkwo for the ensuing two-point conversion.

- At L.A. Chargers (12/18), completed 15 of 22 passes for 165 yards with an interception. Rushed three times for one yard with a touchdown. Left the game for a series in the second quarter with an injury before returning to finish the contest. Set up the Titans' first touchdown with a 37-yard pass to Derrick Henry down to the Chargers' 15-yard line in the opening quarter. Set up the Titans' final touchdown with a 28-yard strike to Chig Okonkwo down to the Chargers' 21-yard line in the fourth quarter. Evened the score at 14-14 with a one-yard touchdown plunge with less than a minute remaining in the fourth quarter.

- Against Houston (12/24), was inactive.

2021 (17/17, 1/1 - Tennessee): Started all 17 games at quarterback and became the only quarterback other than Warren Moon (1989–1991) to record multiple seasons with at least 3,500 passing yards with the franchise. Finished the season with 3,734 yards, 21 touchdowns and 14 interceptions, completing 357 of his 531 passes (89.6 passer rating). His passing yardage total ranked fourth in franchise history. Posted 55 carries for 270 yards with a career-high-tying seven rushing touchdowns. Started the postseason contest and completed 15 of 24 passes for 220 yards with one touchdown and three interceptions. Rushed three times for 12 yards. Has engineered 26 career game-winning drives (including the playoffs), defined as when the team trailed or was tied in the fourth quarter or overtime, including four in 2021 (at SEA, vs. BUF, at IND, vs. SF). Has registered 14 career games with at least one passing touchdown and at least one rushing touchdown, including four in 2021 (vs. ARI, vs. KC, at LAR, vs. NO). Eclipsed 30,000 career passing yards, becoming the 51st player in NFL history to reach the mark at Pittsburgh (12/19/21). Named AFC Offensive Player of the Week after completing 23 of 32 passes for 287 yards with a career-high-tying four touchdowns for a season-best 138.9 passer rating at Houston (1/9/22).

- At Seattle (9/19), completed 27 of 40 passes for 347 yards for a 94.5 passer rating. Rushed four times for 27 yards. Recorded his 23rd career game-winning drive. It was his 10th game-winning drive since joining the Titans in 2019, which led all NFL quarterbacks during the past three seasons. Kickstarted the Titans' second scoring drive with a 51-yard bomb to Jones to the Seattle 25-yard line in the second stanza.

- Against Indianapolis (9/26), connected on 18 of 27 passes for 197 yards with three touchdowns and two interceptions for a 94.2 passer rating. Tied a career-high with 56 rushing yards on five carries. Gave the Titans an early 7-0 lead with a six-yard touchdown strike to Chester Rogers on third-and-goal. Found Nick Westbrook-Ikhine for an 18-yard touchdown pass and a 14-7 lead in the second quarter. Increased the Titans' advantage to 22-13 with a 10-yard touchdown toss to Jeremy McNichols on third-and-goal early in the fourth quarter.

- At Jacksonville (10/10), connected on 14 of 22 passes for 197 yards with a touchdown pass for a 107.6 passer rating. Rushed three times for 21 yards. Increased the Titans' advantage to 21-13 with a 14-yard touchdown toss to MyCole Pruitt in the second quarter.

- Against Kansas City (10/24), completed 21 of 27 passes for 270 yards with a touchdown and an interception for a 105.2 passer rating. Rushed twice for six yards with a score. Registered his second game of 2021 and his 12th career game in which he had at least one passing touchdown and at least one rushing touchdown. Set up the Titans' second touchdown with a 46-yard bomb to A.J. Brown down the left sideline. Increased the Titans' lead to 14-0 with 24-yard touchdown strike to Brown on third-and-seven late in the first stanza. Gave the Titans a 24-0 advantage with a two-yard touchdown run in the second quarter.

- At Indianapolis (10/31), completed 23 of 33 passes for 265 yards with three touchdowns and two interceptions for a 98.7 passer rating. Registered his second game of 2021 with three (or more) touchdown passes and the 24th such performance of his career. Rushed twice for 26 yards. Cut the Colts' lead to 14-7 with a six-yard touchdown toss to Geoff Swaim on third-and-three in the second stanza. Evened the score at 14-14 with a 57-yard touchdown pass to A.J. Brown in the second quarter. Gave the Titans a 21-17 lead with a five-yard touchdown connection with Nick Westbrook-Ikhine on third-and-four in the third stanza.

- Against New Orleans (11/14), connected on 19 of 27 passes for 213 yards with a touchdown for a 105.9 passer rating. Posted a rushing touchdown. Posted a one-yard touchdown run on a quarterback sneak to give the Titans a 13-6 lead late in the first half. Found MyCole Pruitt for a

two-yard touchdown toss and a 20-6 lead early in the third stanza.

- Against San Francisco (12/23), completed 22 of 29 passes for 209 yards with a touchdown for a 106.8 passer rating. Rushed three times for 22 yards. Credited with the 26th game-winning drive of his career, including a league-high 13 game-winning drives since joining the Titans in 2019. On third down, was 11 of 13 passing (84.6 percent) for 149 yards with a passer rating of 114.4. Converted a career-high nine third downs on passing attempts. Gave the Titans a 17-10 lead with an 18-yard touchdown strike to Brown early in the fourth quarter. Set up the game-winning field goal with a 23-yard scamper to the 49ers' 31-yard line late in the final quarter.
- Against Miami (1/2), completed 13 of 18 passes for 120 yards with two touchdowns for a 127.1 passer rating against his former team. He now has more regular season wins—29—than any other starting signal caller in franchise history over the player's first three years with the club. Gave the Titans a 7-0 lead with a one-yard touchdown toss to Geoff Swaim late in the first quarter. Found Anthony Firkser for a 15-yard touchdown and a 24-3 lead midway through the fourth quarter.
- At Houston (1/9), named AFC Offensive Player of the Week after completing 23 of 32 passes for 287 yards with a career-high-tying four touchdowns for a season-best 138.9 passer rating. Gave the Titans a 7-0 lead with a five-yard touchdown toss to Firkser on third-and-five in the second stanza. Increased the Titans lead to 14-0 with a 14-yard touchdown pass to A.J. Brown late in the second stanza. Found Nick Westbrook-Ikhine for a four-yard touchdown toss with 11 seconds remaining in the first half. Somehow eluded a sack and scrambled out of the pocket to find Westbrook-Ikhine for a 36-yard completion on third-and-five in the fourth quarter. Connected with Julio Jones for a three-yard touchdown and a 28-18 lead midway through the fourth stanza.
- Against Cincinnati (1/22), completed 15 of 24 passes for 220 yards with a touchdown and three interceptions. Set up a Titans' field goal with a 40-yard bomb to Brown down to the Bengals' 22-yard line in the third quarter. Evened the score at 16-16 with a 33-yard touchdown pass to Brown down the right sideline late in the third quarter. With his seventh career postseason touchdown pass with the Titans, he passed Steve McNair (six) for sole possession of second place on the franchise's postseason list.

2020 (16/16, 1/1 - Tennessee): Started all 16 games at quarterback and finished fifth in the NFL with a 106.5 passer rating and tied for seventh in the NFL with a career-high 33 touchdown passes. Completed 315 of 481 passes for 3,819 yards. Rushed 43 times for 266 yards and set a career-high with seven rushing touchdowns. Set a franchise record with 40 combined touchdowns (33 passing and seven rushing) in a season. With 3,819 passing yards in 2020, he moved into third place on the franchise single-season passing list. Started the postseason contest and completed 18 of 26 passes for 165 yards with a touchdown. Registered five games with three or more touchdown passes in 2020 (vs. JAX, vs. BUF, vs. HOU, vs. CLE, vs. DET). Became the third player in franchise history to pass for 30 touchdowns in a season. Set a franchise record with his fifth consecutive game with a passer rating of at least 100.0 (11/22-12/20), breaking the record he established in 2019.

- Against Jacksonville (9/20), made his 100th career regular season start at quarterback and completed 18 of 24 passes for 239 yards with a career-high tying four touchdown passes for a 145.7 passer rating. Marked his second-highest career passer rating in a game with a minimum of 20 attempts. Gave the Titans an early 7-0 lead with a 13-yard touchdown pass to Smith early in the first stanza. Increased the lead to 14-0 with a nine-yard touchdown pass to Corey Davis in the first stanza. Found Smith for a four-yard touchdown connection on third-and-four late in the second quarter. Reached 150 career touchdown passes on his third touchdown pass of the day. Stood in the pocket and took a hit to deliver an 18-yard touchdown pass to Adam Humphries on third-and-nine late in the third quarter.
- Against Buffalo (10/13), started at quarterback and completed 21 of 28 passes for 195 yards with three touchdowns for a 129.3 passer rating. Rushed four times for 42 yards with a score on the ground. Recorded the second game of his career with at least three passing touchdowns and at least one rushing touchdown. Got the Titans on the board early in the first quarter with a 16-yard touchdown strike to A.J. Brown. Gave the Titans a 21-10 halftime lead with a 10-yard touchdown run with 16 seconds left in the second quarter. Extended the Titans' lead to 28-10 with a four-yard touchdown pass to Jonnu Smith late in the third quarter. Capped the scoring with a seven-yard touchdown toss to Smith to make the score 42-16 late in the final quarter.
- Against Houston (10/18), started at quarterback and completed 30 of

41 passes for 366 yards with four touchdowns and one interception for a passer rating of 122.6. His yardage total was the fifth-highest number of his career and his second-highest figure in a Titans uniform. Registered his 20th career game-winning drive and his seventh in a Titans uniform. It was his fourth game-winning drive of 2020. Completed his final 10 passes of the game in the fourth quarter and overtime. Gave the Titans a 7-0 lead with a seven-yard touchdown pass to Anthony Firkser in the opening stanza. Increased the Titans lead to 14-0 with a six-yard touchdown toss to A.J. Brown late in the opening quarter. Found Humphries down the left sideline for a 22-yard touchdown and a 21-7 lead. Increased the Titans' lead to 29-23 with a two-point conversion pass to Nick Westbrook-Ikhine in the back of the endzone in the fourth quarter. Sent the game to overtime with a seven-yard touchdown pass to Brown with four seconds left to play in regulation. Kickstarted the Titans' game-winning drive with a 53-yard catch-and-run pass to Derrick Henry down the right sideline in overtime.

- Against Pittsburgh (10/25), started at quarterback and completed 18 of 30 passes for 220 yards with two touchdowns for a 104.9 passer rating. Got the Titans on the scoreboard with a four-yard touchdown pass to Corey Davis on third-and-goal in the second quarter. Found A.J. Brown for a 73-yard catch-and-run touchdown in the third quarter.
- Against Chicago (11/8), started at quarterback and completed 10 of 21 passes for 158 yards with two touchdowns for a 104.9 passer rating. Reached the 25,000-yard career passing mark during the first quarter. Found A.J. Brown down the left sideline for a 40-yard touchdown strike and a 10-0 advantage in the second stanza. Increased the Titans lead to 24-3 with a two-yard touchdown toss to Jonnu Smith in the fourth quarter.
- At Baltimore (11/22), connected on 22 of 31 passes for 259 yards with two touchdowns and an interception for a 104.1 passer rating. Gave the Titans an early 7-0 lead with a one-yard touchdown toss to Jonnu Smith in the first quarter. Found A.J. Brown for a 14-yard touchdown on third-and-10 with 2:26 remaining in the fourth quarter. Made the Titans' lead 24-21 with a two-point conversion run.
- At Indianapolis (11/29), completed 13 of 22 passes for 221 yards with a touchdown for a 108.3 passer rating. Rushed twice for three yards with a rushing score. Extended the Titans' opening touchdown drive with an eight-yard pass to Geoff Swaim on third-and-one in the first quarter. Gave the Titans a 14-7 advantage by finding A.J. Brown over the middle for a 69-yard catch-and-run touchdown late in the opening stanza. Set up the Titans' fifth and final touchdown of the first half with a 37-yard strike to Corey Davis down to the Colts' one-yard line late in the second quarter. Extended the Titans' lead to 35-14 with a one-yard touchdown run on a zone read with 20 seconds remaining in the first half.
- Against Cleveland (12/6), completed 29 of 45 passes for 389 yards with three touchdowns and an interception for a 104.8 passer rating. Got the Titans on the scoreboard with a 17-yard touchdown toss to Corey Davis in the second stanza. Found MyCole Pruitt for a 22-yard touchdown pass early in the third quarter. Connected with Cameron Batson for an eight-yard touchdown pass with less than a minute remaining in the contest.
- At Jacksonville (12/13), completed 19 of 24 passes for 212 yards with two touchdowns for a 131.2 passer rating. On his first pass of the game, a 13-yard completion to tight end Geoff Swaim, he passed the 3,000-yard passing mark for the fifth time in his career and for the first time since 2015. Gave the Titans an early 7-0 lead with a 37-yard touchdown connection to A.J. Brown on a flea-flicker in the first quarter. Found Geoff Swaim for a five-yard touchdown toss and a 24-3 advantage early in the third quarter.
- Against Detroit (12/20), completed 21 of 27 passes for 273 yards with three touchdowns for a 145.8 passer rating. Rushed three times for 21 yards with two touchdowns on the ground. Registered the first game of his career with five combined passing and rushing touchdowns. His 145.8 passer rating was the second best of his career in a qualifying game (min. 20 attempts) and his best in a Titans uniform. Joined Michael Vick (Nov. 15, 2010) and Jack Kemp (Dec. 4, 1960) as the only players in NFL history with at least three passing touchdowns, at least two rushing touchdowns and a 145.8 or higher passer rating in a single game. Answered the Lions' opening touchdown in the first stanza with a 75-yard touchdown pass to Corey Davis on the first play from scrimmage following the Detroit score. Gave the Titans a 21-7 advantage with a 17-yard touchdown scamper in which he dove for the left pylon in the second quarter. Increased the Titans' lead to 32-18 with a three-yard touchdown run early in the fourth quarter. Found Brown for a two-yard touchdown pass and a 39-18 lead in the fourth quarter. Gave the Titans a 46-25 lead with a three-yard pass to Darrynton Evans late in the final stanza.
- At Houston (1/3), connected on 18 of 27 passes for 216 yards with a touchdown for a 103.3 passer rating in the Titans' division-clinching victory. Rushed seven times for 38 yards with two touchdowns on the ground.

Increased the Titans lead to 17-6 with a four-yard touchdown toss to A.J. Brown in the second quarter. Gave the Titans a 31-15 lead with a five-yard touchdown scramble in the third quarter. Helped the Titans regain the lead at 38-35 with a five-yard touchdown run on a zone read in the fourth quarter. Set up the Titans' game-winning field goal with a 52-yard deep bomb to A.J. Brown down to the Texans' 23-yard line with 10 seconds remaining in the game.

- Against Baltimore (1/10), completed 18 of 26 passes for 165 yards with a touchdown and an interception. Rushed twice for six yards. Gave the Titans an early 7-0 lead with a 10-yard touchdown pass to A.J. Brown in the opening quarter.

2019 (12/10, 3/3 - Tennessee): Named to his first career Pro Bowl. Named the NFL's Comeback Player of the Year. Played in 12 games with 10 starts at quarterback and led the NFL with a 117.5 passer rating and ranked third in the NFL with a 70.3 completion percentage. Established the fourth-highest single-season passer rating in NFL history. Completed 201 of 286 passes for 2,742 yards with 22 touchdowns and six interceptions. Became the third qualifying passer in NFL history to have a season with at least a 70.0 completion percentage and an average of at least 9.0 yards per attempt, joining Sammy Baugh and Joe Montana. Established new franchise single-season records for completion percentage (70.7) and yards per attempt (9.6). Rushed 43 times for 185 yards with four rushing touchdowns. Did not play in four games. Started all three postseason contests and connected on 36 of 60 passes for 369 yards with five touchdowns and an interception for a 98.5 passer rating. Rushed 13 times for 35 yards with a rushing score. Named the AFC Offensive Player of the Month for December, after completing 90 of 132 passes for 1,322 yards with 12 touchdowns and two interceptions. His passer rating for the calendar month was 124.6, which led the AFC.

- At Denver (10/13), entered the game in the third quarter and completed 13 of 16 passes for 144 yards with an interception. Rushed once for six yards.

- Against L.A. Chargers (10/20), started at quarterback and completed 23 of 29 passes for 312 yards with two touchdowns and an interception for a 120.1 passer rating. Rushed five times for seven yards. Set a new career-high by completing 79.3 percent of his passes. Evened the score at 10-10 with an eight-yard touchdown strike to Corey Davis late in the second quarter. Gave the Titans a 16-10 lead with a five-yard touchdown pass to Tajaé Sharpe in the back of the end zone on third-and-goal early in the fourth quarter.

- Against Tampa Bay (10/27), connected on 21 of 33 passes for 193 yards with three touchdowns for a 109.8 passer rating. Gave the Titans a 7-3 lead with a five-yard touchdown strike to Jonnu Smith in the first quarter. Increased the Titans lead to 14-3 with a six-yard touchdown pass to Tajaé Sharpe on third-and-goal late in the first stanza. Gave the Titans a 27-23 lead with an eight-yard touchdown strike to A.J. Brown on third-and-eight midway through the fourth quarter.

- At Carolina (11/3), completed 27 of 39 passes for 331 yards with a touchdown and two interceptions. Rushed four times for 38 yards with a score. Found Derrick Henry for a 23-yard touchdown reception on a screen in the fourth quarter. Cut the Panthers' lead to 30-20 with a 10-yard touchdown run with less than three minutes remaining in the game.

- Against Kansas City (11/10), completed 13 of 19 passes for 181 yards with two touchdowns for a 133.9 passer rating. Rushed three times for 37 yards. Added a two-point conversion rushing score. Found Anthony Firkser for a nine-yard touchdown pass in the second quarter. Gave the Titans the lead by finding Adam Humphries for a 23-yard touchdown strike with 23 seconds remaining in the fourth quarter. Increased the lead to 35-32 with an extra effort, two-point conversion run.

- Against Jacksonville (11/24), completed 14 of 18 passes for 259 yards with two touchdowns for a 155.8 passer rating. Rushed seven times for 40 yards with a career-best two rushing scores. Gave the Titans a 7-0 lead with a 21-yard touchdown run on a bootleg in the second stanza. Increased the Titans lead to 35-3 with a 65-yard touchdown strike to Brown in the third stanza. Collected his career-best second rushing touchdown with a three-yard score on third-and-one in the fourth quarter.

- At Indianapolis (12/1), completed 17 of 22 passes for 182 yards with two touchdowns for a 131.2 passer rating. Evened the score at 7-7 with a 13-yard touchdown pass to Adam Humphries on third-and-eight in the opening stanza. Sealed the victory with a 40-yard touchdown strike to Kalif Raymond on third-and-six late in the fourth quarter.

- At Oakland (12/8), named AFC Offensive Player of the Week after completing 21 of 27 passes for 391 yards with three touchdowns and an interception for a 140.4 passer rating. His passer rating of 140.4 was

the second-best single-game mark of his career in a contest in which he attempted at least 20 passes. Gave the Titans a 14-7 advantage with a career-long 91-yard touchdown bomb to A.J. Brown early in the second quarter. Gave the Titans a 21-14 lead with a 16-yard touchdown pass to Brown on third-and-13 in the second quarter. Found Jonnu Smith in the back of the end zone for a 17-yard touchdown and a 35-21 lead early in the fourth quarter.

- Against Houston (12/15), completed 22 of 36 passes for 279 yards with two touchdowns and an interception. Rushed three times for 10 yards with a score. Connected with A.J. Brown for a 60-yard reception down the right sideline in the opening quarter. Cut the Texans' lead to 14-7 with a one-yard touchdown run on fourth-and-goal in the third quarter. Evened the score at 14-14 with a five-yard touchdown strike to Brown early in the fourth quarter. Found Dion Lewis for an 11-yard touchdown toss late in the final stanza.

- Against New Orleans (12/22), completed 17 of 27 passes for 272 yards with three touchdowns for a 133.6 passer rating. Gave the Titans a 7-0 lead with a 41-yard touchdown strike to Jonnu Smith in the first quarter. Cut the Saints lead to 24-21 with a 36-yard touchdown pass to Tajaé Sharpe on third-and-one in the third quarter. Found Sharpe in the back of the end zone for a seven-yard touchdown on third-and-two midway through the fourth quarter.

- At Houston (12/29), started at quarterback in his 100th career game and completed 13 of 20 passes for 198 yards with two touchdowns for a 130.8 passer rating. Registered his seventh consecutive game with at least two touchdown passes, the best streak of his career. Evened the score at 7-7 with a 51-yard touchdown toss to A.J. Brown on third-and-five in the opening quarter. Gave the Titans a 14-7 lead with a one-yard touchdown pass to MyCole Pruitt early in the second quarter. Set up the Titans' fourth touchdown with a 47-yard bomb to Brown down to the Houston one-yard line early in the fourth quarter.

- At New England (1/4), started at quarterback in his postseason debut and completed eight of 15 passes for 72 yards with a touchdown and an interception. Gave the Titans a 7-3 lead with a 12-yard touchdown strike to Anthony Firkser on third-and-10 in the first quarter. Converted a key third-and-eight with an 11-yard toss to Firkser along the sideline allowing the offense to run more clock late in the fourth quarter.

- At Baltimore (1/11), connected on seven of 14 passes for 88 yards with two touchdowns for a 109.5 passer rating. Rushed six times for 13 yards with a score. Gave the Titans a 7-0 lead with a 12-yard touchdown connection to Jonnu Smith in the corner of the end zone on third-and-12 in the first quarter. Increased the Titans lead to 14-0 with a 45-yard touchdown bomb to Kalif Raymond early in the second quarter. Found the end zone for a one-yard touchdown run on an option play in the third stanza.

- At Kansas City (1/19), started at quarterback and completed 21 of 31 passes for 209 yards with two touchdowns for a 108.1 passer rating. Kickstarted the Titans' first scoring drive with a 37-yard connection to A.J. Brown on the second play from scrimmage. Increased the Titans lead to 17-7 with a one-yard touchdown toss to Dennis Kelly in the second stanza. Cut the Chiefs' lead to 35-24 with a 22-yard scoring connection to Anthony Firkser in the final quarter.

2018 (10/10 - Miami): Started 10 games and completed 158 of 243 passes for 1,832 yards with 17 touchdowns. Talled 30 carries for 136 yards. Was inactive for five games. Served as a season-long team captain.

- Against Tennessee (9/9), connected on 20 of 28 passes for 230 yards with two touchdowns. Completed a 75-yard pass to Kenny Stills in the fourth quarter to give Miami a 24-10 lead. It was the second-longest completion of his career.

- Against Oakland (9/23), completed 17 of 23 passes for 289 yards with three touchdowns for a 155.3 passer rating.

- Against New England (12/2), completed 14 of 19 passes for 265 yards with three touchdowns for a 155.2 passer rating. Eclipsed 20,000 career passing yards, becoming the third quarterback in Dolphins history to accomplish the feat. Led his 14th career fourth quarter comeback, connecting on a 69-yard pass that was double-lateraled to Kenyan Drake for a game-winning touchdown on the final play of the game known as "The Miami Miracle."

2017 (0/0 - Miami): Missed the entire season after being placed on injured reserve on Aug. 12.

2016 (13/13 - Miami): Started 13 games and completed 261 of 389 passes for 2,995 yards with 19 touchdowns. Produced 39 carries for 164 yards

with a touchdown. Was inactive for three games. His 67.1 completion percentage was the second-highest single-season completion percentage in franchise history.

- Against Buffalo (10/23), made good on 15 of 25 passes for 204 yards with a touchdown. Completed a 66-yard touchdown pass to Kenny Stills with 2:24 left to give Miami a two-score lead.
- At Los Angeles Rams (11/20), completed 24 of 34 passes for 172 yards with two touchdowns. Registered two carries for 19 yards. Hit DeVante Parker for a nine-yard touchdown pass to give Miami the lead with 36 seconds left. Marked the 13th come-from-behind win of his career. In Miami's final two drives, completed 12 of 13 passes for 115 yards and two scores. Became the franchise's all-time leading rusher as a quarterback, surpassing Hall of Fame quarterback Bob Griese (994).
- Against San Francisco (11/27), connected on 20 of 30 passes for 285 yards with three touchdowns for a 130.6 passer rating.
- At Pittsburgh (1/8), was inactive for the Wild Card matchup.

2015 (16/16 - Miami): Started all 16 games and completed 363 of 586 passes for 4,208 yards with 24 touchdowns. Set a then NFL record with 25 consecutive completions on Oct. 18 (at Tennessee) and Oct. 25 (vs. Houston). His 4,208 passing yards was the fifth-highest single-season total in team history and most by a Dolphins quarterback other than Dan Marino. His 24 touchdown passes marked the third straight season he passed for 20 or more touchdowns, joining Marino as the only Dolphins quarterback to accomplish the feat.

- At Jacksonville (9/20), connected on 30 of 44 passes for 359 yards with two touchdowns for a 108.0 passer rating.
- Against Buffalo (9/27), completed 26 of 49 passes for 297 yards and two touchdowns. Set a team record with 160 consecutive passes without an interception, breaking Dan Marino's mark.
- Against Houston (10/25), named AFC Offensive Player of the Week and FedEx Air NFL Player of the Week by completing 18 of 19 passes for 282 yards with four touchdowns for a perfect 158.3 passer rating. His 94.7 completion percentage was a single-game team record. Became the first NFL quarterback since Randall Cunningham in 1998 to complete three 50-yard touchdown passes in the first half of a game.

2014 (16/16 - Miami): Started all 16 games and completed 392 of 590 passes for 4,045 yards with 27 touchdowns for a 92.8 passer rating. Registered 56 carries for 311 yards with a touchdown. His 392 completions were the most in team history and his 590 pass attempts were the fourth-most in team history. Completed 70 percent of passes in five consecutive games (Nov. 2 to Dec. 1), setting a team record. His 27 touchdown passes were the sixth-most in team history and the most by anyone other than Dan Marino.

- Against San Diego (11/2), connected on 24 of 34 passes for 288 yards with three touchdowns for a season-high 125.6 passer rating.
- At N.Y. Jets (12/1), completed 25 of 35 passes for 235 yards. Engineered a game-winning drive that led to a 26-yard field goal with 1:57 left to give Miami the 16-13 victory.
- Against Minnesota (12/21), connected on 35 of 47 passes for 396 yards with four touchdowns for a 118.8 passer rating. His 396 passing yards marked the eighth 300-yard game of his career, moving him into second place in team history in the category.

2013 (16/16 - Miami): Started all 16 games and completed 355 of 588 passes for 3,913 yards with 24 touchdowns for an 81.7 passer rating. Tallied 40 carries for 238 yards with a touchdown.

- At Atlanta (9/22), completed 24 of 35 passes for 236 yards with two touchdowns. Led the team on a 13-play, 75-yard drive that culminated in a one-yard touchdown pass to Dion Sims with 38 seconds left to win the game. Completed nine of 12 passes for 69 yards with a touchdown on the game-winning drive.
- At N.Y. Jets (12/1), connected on 28 of 43 passes for 331 yards with two touchdowns. Marked his second consecutive 300-yard passing game, the first back-to-back 300-yard games of his career.
- Against New England (12/15), completed 25 of 37 passes for 312 yards with three touchdowns for a 120.6 passer rating. It was his second straight three plus touchdown performance as he became the first Dolphins quarterback since Dan Marino in 1994 to accomplish the feat. Led the team on a nine-play, 60-yard drive capped off by a 14-yard touchdown pass to Marcus Thigpen with 1:15 left to win the game.

2012 (16/16 - Miami): Started all 16 games as a rookie and completed 282 of 484 passes for 3,294 yards with 12 touchdowns for a 76.1 passer rating.

Carried the ball 49 times for 211 yards and two touchdowns. Set franchise rookie records in completions (282), attempts (484) and passing yards (3,294). His 58.3 completion percentage was second-best among rookies in team history.

- At Houston (9/9), made his NFL debut and his first NFL start and completed 20 of 36 passes for 219 yards. Became the first rookie quarterback in team history to start a season opener.
- Against Oakland (9/16), collected his first win by completing 18 of 30 passes for 200 yards and a touchdown. Scored his first NFL rushing touchdown with a two-yard run in the first quarter. Threw his first NFL touchdown with a 14-yard pass to Anthony Fasano in the fourth quarter.
- At Arizona (9/30), connected on 26 of 41 passes for 431 yards with a touchdown. His 26 completions were the most in team history by a rookie and his 431 passing yards was the third-highest single-game total by a rookie in NFL history, the most by a rookie in Dolphins history and tied for the sixth-most in any game in team history.

COLLEGE:

- Was a four-year letterman (2008-11) and two-year starter as a quarterback and wide receiver at Texas A&M.
- Played in 50 games with 25 starts and completed 484 of 774 passes for 5,450 yards with 42 touchdowns. Hauled in 112 receptions for 1,596 yards with 10 touchdowns. Rushed 115 times for 369 yards with five touchdowns.
- Started 19 games at quarterback and six contests at wide receiver, while playing both quarterback and wide receiver in five games.
- As a senior (2011), started all 13 games and completed 327 of 531 passes for 3,744 yards and 29 touchdowns. Notched 58 carries for 306 yards and four touchdowns.
- In his final collegiate campaign, was named honorable mention All-American, a finalist for the Johnny Unitas Golden Arm Award (nation's top quarterback), a semifinalist for the Davey O'Brien Award (nation's top quarterback) and a finalist for the William V. Campbell Trophy (nation's best scholar-athlete).
- As a junior (2010), played in all 13 games with six starts at quarterback and connected on 152 of 234 passes for 1,638 yards and 13 touchdowns. As a wide receiver registered 11 receptions for 143 yards with a touchdown. Rushed 51 times for 76 yards and a score. Saw action at wide receiver for the first seven games of the season. Took over starting quarterback duties for the final six games and posted a 5-1 record.
- As a sophomore (2009), played in all 13 games and was named honorable mention All-Big 12. Collected 46 receptions for 609 yards and four touchdowns. Completed four of eight passes for 60 yards. Notched four carries for minus five yards.
- As a redshirt freshman (2008), played in 11 games with six starts at wide receiver. Battled for the starting quarterback spot in camp but moved to receiver at the start of the season. Tallied 55 receptions for 844 yards with five touchdowns. Completed his only pass for eight yards. Notched two carries for minus eight yards. His 55 receptions, 844 receiving yards and five receiving touchdowns were school freshman records. Received honorable mention Freshman All-American honors and was voted school's offensive MVP by his teammates.
- Redshirted in 2007.
- Majored in biology at Texas A&M.

PERSONAL:

- Married to Lauren and the couple has two children.
- Attended Big Spring (Texas) High School and played defensive back, punter, wide receiver and quarterback.
- As a senior (2006), passed for 1,258 yards and rushed for 617 yards. Hauled in three receptions for 62 yards. Posted a 39.2-yard punt return average. Received first-team All-CIF honors.
- As a junior (2005), notched 62 receptions for 1,500 yards and 17 touchdowns.
- Also lettered in basketball, baseball, golf and track and field.
- Follow Tannehill on Twitter at @ryantannehill1.
- Follow Tannehill on Instagram at @rtannehill17.
- Born Ryan Timothy Tannehill on July 27, 1988 in Lubbock, Texas.

RYAN TANNEHILL'S GAME-BY-GAME

2012 Miami Dolphins				PASSING											RUSHING					COMBINED RUSH + PASS	
Date	Opp	W/L	P/S	Att	Cmp	Pct	Yds	Yds/Att	TD	Int	Lg	Sk	Lst	Rating	Att	Yds	Avg	Lg	TD	Yards	Touchdowns
Sept 9	@ Hou	L	S	36	20	55.6	219	6.1	0	3	34	2	20	39.0	3	-4	-1.3	0	0	215	
Sept 16	Oak	W	S	30	18	60.0	200	6.7	1	0	25	1	11	91.0	3	14	4.7	13	1	214	2r, 14
Sept 23	NYJ	L	S	36	16	44.4	196	5.4	0	1	41	0	0	50.2	3	3	1.0	5	0	199	
Sept 30	@ Ari	L	S	41	26	63.4	431	10.5	1	2	80t	4	37	86.5	1	0	0.0	0	0	431	80
Oct 7	@ Cin	W	S	26	17	65.4	223	8.6	0	0	30	2	12	92.3	4	-4	-1.0	-1	0	219	
Oct 14	StL	W	S	29	21	72.4	185	6.4	2	0	29t	3	29	112.0	4	16	4.0	10	0	201	29, 1
Oct 28	@ NYJ	W	S	5	2	40.0	18	3.6	0	0	12	1	9	50.4	0	0	0.0	-	0	18	
Nov 4	@ Ind	L	S	38	22	57.9	290	7.6	1	0	35	2	9	90.9	1	-1	-1.0	-1	0	289	31
Nov 11	Ten	L	S	39	23	59.0	217	5.6	0	3	17	1	8	42.4	1	-1	-1.0	-1	0	216	
Nov 15	@ Buf	L	S	28	14	50.0	141	5.0	1	2	19	3	17	46.9	1	7	7.0	7	0	148	2
Nov 25	Sea	W	S	26	18	69.2	253	9.7	1	1	39	1	7	97.1	4	33	8.3	19	0	286	29
Dec 2	NE	L	S	29	13	44.8	186	6.4	0	0	28	3	10	66.2	5	19	3.8	9	1	205	2r
Dec 9	@ SF	L	S	33	17	51.5	150	4.5	1	0	28	2	17	74.1	3	25	8.3	20	0	175	3
Dec 16	Jax	W	S	28	22	78.6	220	7.9	2	0	37	1	11	123.2	8	52	6.5	30	0	272	4, 2
Dec 23	Buf	W	S	25	13	52.0	130	5.2	2	0	30	2	11	93.8	6	44	7.3	31	0	174	17, 12
Dec 30	@ NE	L	S	35	20	57.1	235	6.7	0	1	22	7	26	65.8	2	8	4.0	8	0	243	
Totals		7-9	16/16	484	282	58.3	3,294	6.8	12	13	80t	35	234	76.1	49	211	4.3	31	2	3,505	

2013 Miami Dolphins				PASSING											RUSHING					COMBINED RUSH + PASS	
Date	Opp	W/L	P/S	Att	Cmp	Pct	Yds	Yds/Att	TD	Int	Lg	Sk	Lst	Rating	Att	Yds	Avg	Lg	TD	Yards	Touchdowns
Sept 8	@ Cle	W	S	38	24	63.2	272	7.2	1	1	34t	4	17	82.3	5	3	0.6	3	0	275	34
Sept 15	@ Ind	W	S	34	23	67.6	319	9.4	1	0	67	5	22	107.4	4	1	0.3	2	0	320	18
Sept 22	Atl	W	S	35	24	68.6	236	6.7	2	1	21	5	41	94.5	2	7	3.5	8	0	243	18, 1
Sept 30	@ NO	L	S	35	22	62.9	249	7.1	1	3	50	4	33	57.9	4	48	12.0	26	0	297	3
Oct 6	Bal	L	S	40	21	52.5	307	7.7	1	0	49	6	35	86.1	2	6	3.0	6	0	313	9
Oct 20	Buf	L	S	37	19	51.4	194	5.2	3	2	46	2	21	71.2	3	5	1.7	3	0	199	7, 13, 4
Oct 27	@ NE	L	S	42	22	52.4	192	4.6	2	2	25	6	47	60.8	1	12	12.0	12	0	204	4, 5
Oct 31	Cin	W	S	28	20	71.4	208	7.4	0	0	40	3	20	92.6	1	1	1.0	1	1	209	1r
Nov 11	@ TB	L	S	42	27	64.3	229	5.5	2	1	19t	2	18	84.3	1	2	2.0	2	0	231	6, 19
Nov 17	SD	W	S	35	22	62.9	268	7.7	1	1	39t	4	29	84.0	4	21	5.3	10	0	289	39
Nov 24	Car	L	S	42	28	66.7	310	7.4	1	1	57	3	30	86.4	4	36	9.0	19	0	346	53
Dec 1	@ NYJ	W	S	43	28	65.1	331	7.7	2	1	31t	1	3	94.2	3	22	7.3	18	0	353	31, 28
Dec 8	@ Pit	W	S	33	20	60.6	200	6.1	3	1	40	2	14	95.5	3	56	18.7	48	0	256	6, 4, 12
Dec 15	NE	W	S	37	25	67.6	312	8.4	3	0	39t	4	23	120.6	1	-1	-1.0	-1	0	311	39, 2, 14
Dec 22	@ Buf	L	S	27	10	37.0	82	3.0	0	0	13	7	46	45.6	0	0	0.0	-	0	82	
Dec 29	NYJ	L	S	40	20	50.0	204	5.1	1	3	25	0	0	42.1	2	19	9.5	20	0	223	5
Totals		8-8	16/16	588	355	60.4	3,913	6.7	24	17	67	58	399	81.7	40	238	6.0	48	1	4,151	

RYAN TANNEHILL'S GAME-BY-GAME CONT.

2014 Miami Dolphins				PASSING										RUSHING					COMBINED RUSH + PASS		
Date	Opp	W/L	P/S	Att	Cmp	Pct	Yds	Yds/Att	TD	Int	Lg	Sk	Lst	Rating	Att	Yds	Avg	Lg	TD	Yards	Touchdowns
Sept 7	NE	W	S	32	18	56.3	178	5.6	2	1	24	1	9	79.9	3	-2	-0.7	0	0	176	4, 14
Sept 14	@ Buf	L	S	49	31	63.3	241	4.9	1	1	18	4	31	73.6	4	11	2.8	6	0	252	7
Sept 21	KC	L	S	43	21	48.8	205	4.8	1	0	30	4	14	70.4	1	9	9.0	9	0	214	1
Sept 28	@ Oak	W	S	31	23	74.2	278	9.0	2	1	35	0	0	109.3	5	35	7.0	18	0	313	13, 18
Oct 12	GB	L	S	31	20	64.5	244	7.9	2	2	25	1	7	83.3	3	49	16.3	40	0	293	11, 5
Oct 19	@ Chi	W	S	32	25	78.1	277	8.7	2	0	26	4	21	123.6	6	48	8.0	30	0	325	13, 10
Oct 26	@ Jax	W	S	29	16	55.2	196	6.8	1	1	50	3	18	73.3	5	48	9.6	30	0	244	3
Nov 2	SD	W	S	34	24	70.6	288	8.5	3	0	38	0	0	125.6	4	47	11.8	22	0	335	6, 21, 14
Nov 9	@ Det	L	S	38	27	71.1	207	5.4	1	1	20	3	29	81.8	2	0	0.0	3	0	207	3
Nov 13	Buf	W	S	34	26	76.5	240	7.1	2	0	32	5	35	114.8	4	16	4.0	15	0	256	7, 8
Nov 23	@ Den	L	S	36	26	72.2	228	6.3	3	1	21	1	12	104.9	4	15	3.8	8	1	243	1r, 10, 5, 1
Dec 1	@ NYJ	W	S	35	25	71.4	235	6.7	0	1	25	2	18	77.7	4	13	3.3	10	0	248	
Dec 7	Bal	L	S	33	23	69.7	227	6.9	1	0	27	6	41	98.9	2	6	3.0	7	0	233	3
Dec 14	@ NE	L	S	47	29	61.7	346	7.4	1	2	50	4	38	73.5	3	21	7.0	15	0	367	32
Dec 21	Min	W	S	47	35	74.5	396	8.4	4	1	41	1	13	118.8	6	-5	-0.8	5	0	391	14, 16, 7, 3
Dec 28	NYJ	L	S	39	23	59.0	259	6.6	1	0	33	7	51	87.4	0	0	0.0	-	0	259	23
Totals		8-8	16/16	590	392	66.4	4,045	6.9	27	12	50	46	337	92.8	56	311	5.6	40	1	4,356	

2015 Miami Dolphins				PASSING										RUSHING					COMBINED RUSH + PASS		
Date	Opp	W/L	P/S	Att	Cmp	Pct	Yds	Yds/Att	TD	Int	Lg	Sk	Lst	Rating	Att	Yds	Avg	Lg	TD	Yards	Touchdowns
Sept 13	@ Was	W	S	34	22	64.7	226	6.6	1	0	27	3	44	93.5	3	7	2.3	5	0	233	3
Sept 20	@ Jax	L	S	44	30	68.2	359	8.2	2	0	48	2	15	108.0	3	17	5.7	9	0	376	10, 5
Sept 27	Buf	L	S	49	26	53.1	297	6.1	2	3	46t	2	8	59.7	1	-1	-1.0	-1	0	296	21, 46
Oct 4	NYJ	L	S	44	19	43.2	198	4.5	2	2	42	3	31	53.0	1	4	4.0	4	0	202	8, 10
Oct 18	@ Ten	W	S	29	22	75.9	266	9.2	2	2	38	2	12	97.8	2	14	7.0	10	0	280	2, 12
Oct 25	Hou	W	S	19	18	94.7	282	14.8	4	0	54t	4	41	158.3	1	3	3.0	3	0	285	53, 50, 10, 54
Oct 29	@ NE	L	S	44	28	63.6	300	6.8	0	2	29	5	45	64.6	2	-1	-0.5	0	0	299	
Nov 8	@ Buf	L	S	35	26	74.3	307	8.8	0	0	46	2	27	100.5	2	3	1.5	3	0	310	
Nov 15	@ Phi	W	S	36	21	58.3	217	6.0	2	0	43	4	27	94.3	2	-2	-1.0	-1	0	215	13, 4
Nov 22	Dal	L	S	24	13	54.2	188	7.8	2	1	47	3	48	90.3	3	13	4.3	7	0	201	12, 29
Nov 29	@ NYJ	L	S	58	33	56.9	351	6.1	3	1	40	3	30	84.8	0	0	0.0	-	0	351	5, 5, 33
Dec 6	Bal	W	S	19	9	47.4	86	4.5	1	0	38t	1	4	78.0	1	11	11.0	11	0	97	38
Dec 14	NYG	L	S	41	25	61.0	236	5.8	1	0	47t	1	1	85.0	4	24	6.0	12	0	260	47
Dec 20	@ SD	L	S	34	20	58.8	216	6.4	0	0	35	3	29	77.6	3	4	1.3	2	1	220	1r
Dec 27	Ind	L	S	38	26	68.4	329	8.7	0	1	49	6	50	84.2	1	28	28.0	28	0	357	
Jan 3	NE	W	S	38	25	65.8	350	9.2	2	0	46	1	8	112.8	3	17	5.7	19	0	367	15, 2
Totals		6-10	16/16	586	363	61.9	4,208	7.2	24	12	54t	45	420	88.7	32	141	4.4	28	1	4,349	

2016 Miami Dolphins				PASSING										RUSHING					COMBINED RUSH + PASS			
Date	Opp	W/L	P/S	Att	Cmp	Pct	Yds	Yds/Att	TD	Int	Lg	Sk	Lst	Rating	Att	Yds	Avg	Lg	TD	Yards	Touchdowns	
Sept 11	Sea	L	S	29	16	55.2	186	6.4	0	0	50	5	36	74.8	5	17	3.4	11	1	203	2r	
Sept 18	NE	L	S	45	32	71.1	387	8.6	2	2	33	0	0	93.5	6	35	5.8	17	0	422	24, 12	
Sept 25	Cle	W	S	39	25	64.1	319	8.2	3	2	42t	1	8	93.9	1	2	2.0	2	0	321	26, 42, 10	
Sept 29	Cin	L	S	25	15	60.0	189	7.6	1	1	74t	5	29	80.3	0	0	0.0	-	0	189	74	
Oct 9	Ten	L	S	18	12	66.7	191	10.6	0	2	58	6	42	62.3	0	0	0.0	-	0	191		
Oct 16	Pit	W	S	32	24	75.0	252	7.9	0	0	53	0	0	97.4	2	3	1.5	4	0	255		
Oct 23	Buf	W	S	25	15	60.0	204	8.2	1	0	66t	1	6	99.4	6	21	3.5	13	0	225	66	
Nov 6	NYJ	W	S	28	17	60.7	149	5.3	1	0	24	1	12	86.8	2	-3	-1.5	-1	0	146	1	
Nov 13	SD	W	S	24	17	70.8	240	10.0	2	0	56	1	9	130.6	3	16	5.3	18	0	256	39, 18	
Nov 20	LAR	W	S	34	24	70.6	172	5.1	2	1	15	4	30	89.3	2	19	9.5	10	0	191	10, 9	
Nov 27	SF	W	S	30	20	66.7	285	9.5	3	0	46	2	22	130.6	6	34	5.7	17	0	319	16, 43, 15	
Dec 4	Bal	L	S	40	29	72.5	226	5.7	1	3	26	2	11	63.1	1	0	0.0	0	0	226	8	
Dec 11	Ari	W	S	20	15	75.0	195	9.8	3	1	71	1	11	124.0	5	20	4.0	12	0	215	28, 7, 3	
Dec 17	@ NYJ	W	IA																			
Dec 24	@ Buf	W	IA																			
Jan 1	NE	L	IA																			
Totals		10-6	13/13	389	261	67.1	2,995	7.7	19	12	74t	29	216	93.5	39	164	4.2	18	1	3,159		
Playoffs																						
Jan 8	@ Pit	L	IA																			
Totals		0-1	0/0	0	0	0.0	0	0.0	0	0	0	0	0	0.0	0	0	0.0	0	0	0	0	

2017 Miami Dolphins				PASSING										RUSHING					COMBINED RUSH + PASS			
Date	Opp	W/L	P/S	Att	Cmp	Pct	Yds	Yds/Att	TD	Int	Lg	Sk	Lst	Rating	Att	Yds	Avg	Lg	TD	Yards	Touchdowns	
Totals		0-0	0/0	0	0	0.0	0	0.0	0	0	0	0	0	0.0	0	0	0.0	0	0	0	0	

Injured Reserve

RYAN TANNEHILL'S GAME-BY-GAME CONT.

2018 Miami Dolphins					PASSING										RUSHING					COMBINED RUSH + PASS	
Date	Opp	W/L	P/S	Att	Cmp	Pct	Yds	Yds/Att	TD	Int	Lg	Sk	Lst	Rating	Att	Yds	Avg	Lg	TD	Yards	Touchdowns
Sept 9	Ten	W	S	28	20	71.4	230	8.2	2	2	75t	1	8	89.9	4	4	1.0	4	0	234	10, 75
Sept 16	NYJ	W	S	23	17	73.9	168	7.3	2	0	29t	4	46	123.1	8	44	5.5	20	0	212	29, 19
Sept 23	Oak	W	S	23	17	73.9	289	12.6	3	0	74t	1	9	155.3	3	26	8.7	18	0	315	34, 18, 74
Sept 30	NE	L	S	20	11	55.0	100	5.0	0	1	22	2	19	47.9	1	0	0.0	0	0	100	
Oct 7	Cin	L	S	35	20	57.1	185	5.3	1	2	22t	3	16	57.4	3	17	5.7	9	0	202	22
Oct 14	Chi	W	IA																		
Oct 21	Det	L	IA																		
Oct 25	@ Hou	L	IA																		
Nov 4	NYJ	W	IA																		
Nov 11	@ GB	L	IA																		
Nov 25	Ind	L	S	25	17	68.0	204	8.2	2	0	74	1	3	119.4	3	14	4.7	9	0	218	33, 74
Dec 2	Buf	W	S	24	16	66.7	137	5.7	3	1	18	3	22	103.6	3	-5	-1.7	-1	0	132	18, 3, 13
Dec 9	NE	W	S	19	14	73.7	265	13.9	3	0	69	4	36	155.2	1	13	13.0	13	0	278	7, 23, 69
Dec 16	Min	L	S	24	11	45.8	108	4.5	0	0	18	9	71	59.0	1	1	1.0	1	0	109	
Dec 23	Jax	L	S	22	15	68.2	146	6.6	1	1	31	3	25	82.8	3	22	7.3	12	0	168	4
Dec 30	Buf	L	S	31	18	58.1	147	4.7	0	2	19	4	24	43.3	2	9	4.5	12	0	156	
Totals		7-9	11/11	274	176	64.2	1,979	7.2	17	9	75t	35	279	92.7	32	145	4.5	20	0	2,124	

2019 Tennessee Titans					PASSING										RUSHING					COMBINED RUSH + PASS	
Date	Opp	W/L	P/S	Att	Cmp	Pct	Yds	Yds/Att	TD	Int	Lg	Sk	Lst	Rating	Att	Yds	Avg	Lg	TD	Yards	Touchdowns
Sept 8	@ Cle	W	p	0	0	-	0	-	0	0	0	0	0	-	2	-2	-1.0	-1	0	-2	
Sept 15	Ind	L	DNP																		
Sept 19	@ Jax	L	DNP																		
Sept 29	@ Atl	W	DNP																		
Oct 6	Buf	L	DNP																		
Oct 13	@ Den	L	p	16	13	81.3	144	9.0	0	1	25	4	35	78.1	1	6	6.0	6	0	150	
Oct 20	LAC	W	S	29	23	79.3	312	10.8	2	1	38	2	17	120.1	5	7	1.4	6	0	319	8, 5
Oct 27	TB	W	S	33	21	63.6	193	5.8	3	0	26	3	19	109.8	4	-3	-0.8	1	0	190	5, 6, 8
Nov 3	@ Car	L	S	39	27	69.2	331	8.5	1	2	35	4	21	82.3	4	38	9.5	25	1	369	23, 10r
Nov 10	KC	W	S	19	13	68.4	181	9.5	2	0	52	4	35	133.9	3	37	12.3	18	0	218	9, 23
Nov 24	Jax	W	S	18	14	77.8	259	14.4	2	0	65t	1	7	155.8	7	40	5.7	21t	2	299	21r, 1, 65, 3r
Dec 1	@ Ind	W	S	22	17	77.3	182	8.3	2	0	40t	6	44	131.3	4	5	1.3	8	0	187	13, 40
Dec 8	@ Oak	W	S	27	21	77.8	391	14.5	3	1	91t	0	0	140.4	4	19	4.8	10	0	410	91, 16, 17
Dec 15	Hou	L	S	36	22	61.1	279	7.8	2	1	60	2	10	92.2	3	10	3.3	10	1	289	1r, 5
Dec 22	NO	L	S	27	17	63.0	272	10.1	3	0	41t	5	24	133.6	1	8	8.0	8	0	280	41, 36, 7
Dec 29	@ Hou	W	S	20	13	65.0	198	9.9	2	0	51t	0	0	130.8	5	20	4.0	19	0	218	51, 1
Totals		9-7	12/10	286	201	70.3	2,742	9.6	22	6	91t	31	212	117.5	43	185	4.3	25	4	2,927	
Playoffs																					
Jan 4	@ NE	W	S	15	8	53.3	72	4.8	1	1	22	1	5	61.0	4	11	2.8	5	0	83	12
Jan 11	@ Bal	W	S	14	7	50.0	88	6.3	2	0	45t	1	8	109.5	6	13	2.2	9	1	101	12, 45, 1r
Jan 19	@ KC	L	S	31	21	67.7	209	6.7	2	0	37	3	27	108.1	3	11	3.7	6	0	220	1, 22
Totals		2-1	3/3	60	36	60.0	369	6.2	5	1	45t	5	40	98.5	13	35	2.7	9	1	404	

2020 Tennessee Titans					PASSING										RUSHING					COMBINED RUSH + PASS	
Date	Opp	W/L	P/S	Att	Cmp	Pct	Yds	Yds/Att	TD	Int	Lg	Sk	Lst	Rating	Att	Yds	Avg	Lg	TD	Yards	Touchdowns
Sept 14	@ Den	W	S	43	29	67.4	249	5.8	2	0	23	1	2	97.9	3	14	4.7	11	0	263	1, 1
Sept 20	Jax	W	S	24	18	75.0	239	10.0	4	0	63	1	8	145.7	4	12	3.0	8	0	251	13, 9, 4, 18
Sept 27	@ Min	W	S	37	23	62.2	321	8.7	0	1	61	1	11	78.8	4	9	2.3	10	0	330	
Oct 13	Buf	W	S	28	21	75.0	195	7.0	3	0	20	0	0	129.3	4	42	10.5	23	1	237	16, 10r, 4, 7
Oct 18	Hou	W	S	41	30	73.2	366	8.9	4	1	53	2	22	122.6	0	0	-	0	0	366	7, 6, 22, 7
Oct 25	Pit	L	S	30	18	60.0	220	7.3	2	0	73t	2	10	104.9	2	5	2.5	4	0	225	4, 73
Nov 1	@ Cin	L	S	30	18	60.0	233	7.8	2	1	27	1	10	92.8	2	20	10.0	15	0	253	9, 12
Nov 8	Chi	W	S	21	10	47.6	158	7.5	2	0	40	3	22	104.9	3	3	1.0	5	0	161	40, 2
Nov 12	Ind	L	S	27	15	55.6	147	5.4	1	0	21	1	10	83.4	2	9	4.5	5	0	156	5
Nov 22	@ Bal	W	S	31	22	71.0	259	8.4	2	1	50	2	16	104.1	4	35	8.8	21	0	294	1, 14
Nov 29	@ Ind	W	S	22	13	59.1	221	10.0	1	0	69t	1	1	108.3	2	3	1.5	2	1	224	69, 1r
Dec 6	Cle	L	S	45	29	64.4	389	8.6	3	1	43	3	20	104.8	0	0	-	0	0	389	17, 22, 8
Dec 13	@ Jax	W	S	24	19	79.2	212	8.8	2	0	37t	1	7	131.3	0	0	-	0	0	212	37, 5
Dec 20	Det	W	S	27	21	77.8	273	10.1	3	0	75t	1	5	145.8	3	21	7.0	17t	2	294	75, 17r, 3r, 2, 3
Dec 27	@ GB	L	S	24	11	45.8	121	5.0	1	2	19	2	17	40.5	3	55	18.3	45t	1	176	12, 45r
Jan 3	@ Hou	W	S	27	18	66.7	216	8.0	1	0	52	2	12	103.3	7	38	5.4	11	2	254	4, 5r, 5r
Totals		11-5	16/16	481	315	65.5	3,819	7.9	33	7	75t	24	173	106.5	43	266	6.2	45t	7	4,085	
Playoffs																					
Jan 10	Bal	L	S	26	18	69.2	165	6.3	1	1	35	1	7	83.0	2	6	3.0	4	0	171	
Totals		0-1	1/1	26	18	69.2	165	6.3	1	1	35	1	7	83.0	2	6	3.0	4	0	171	

RYAN TANNEHILL'S GAME-BY-GAME CONT.

2021 Tennessee Titans				PASSING											RUSHING					COMBINED RUSH + PASS	
Date	Opp	W/L	P/S	Att	Cmp	Pct	Yds	Yds/Att	TD	Int	Lg	Sk	Lst	Rating	Att	Yds	Avg	Lg	TD	Yards	Touchdowns
Sept 12	Ari	L	S	35	21	60.0	212	6.1	1	1	39	6	56	74.9	2	17	8.5	16	1	229	1r, 13
Sept 19	@ Sea	W	S	40	27	67.5	347	8.7	0	0	51	3	27	94.5	4	27	6.8	19	0	374	
Sept 26	Ind	W	S	27	18	66.7	197	7.3	3	2	26	1	9	94.2	5	56	11.2	28	0	253	6, 18, 10
Oct 3	@ NYJ	L	S	49	30	61.2	298	6.1	1	0	27	7	45	85.2	3	9	3.0	7	0	307	2
Oct 10	@ Jax	W	S	22	14	63.6	197	9.0	1	0	26	3	13	107.6	3	21	7.0	8	0	218	14
Oct 18	Buf	W	S	29	18	62.1	216	7.4	0	1	48	0	0	70.5	2	3	1.5	4t	1	219	4r
Oct 24	KC	W	S	27	21	77.8	270	10.0	1	1	46	1	9	105.2	2	6	3.0	4	1	276	24, 2r
Oct 31	@ Ind	W	S	33	23	69.7	265	8.0	3	2	57t	3	18	98.7	2	26	13.0	13	0	291	6, 57, 5
Nov 7	@ LAR	W	S	27	19	70.4	143	5.3	1	1	16	3	18	79.7	2	3	1.5	2	1	146	2, 1r
Nov 14	NO	W	S	27	19	70.4	213	7.9	1	0	50	2	15	105.9	5	1	0.2	2	1	214	1r, 2
Nov 21	Hou	L	S	52	35	67.3	323	6.2	1	4	46	2	6	58.4	2	3	1.5	3	0	326	18
Nov 28	@ NE	L	S	21	11	52.4	93	4.4	1	1	24	2	8	60.2	5	24	4.8	11	0	117	1
Dec 12	Jax	W	S	31	20	64.5	191	6.2	0	0	24	4	30	81.5	4	29	7.3	17	1	220	5r
Dec 19	@ Pit	L	S	32	23	71.9	153	4.8	0	1	18	4	36	68.9	5	18	3.6	11	1	171	1r
Dec 23	SF	W	S	29	22	75.9	209	7.2	1	0	42	4	21	106.8	3	22	7.3	23	0	231	18
Jan 2	Mia	W	S	18	13	72.2	120	6.7	2	0	28	1	10	127.1	4	7	1.8	5	0	127	1, 15
Jan 9	@ Hou	W	S	32	23	71.9	287	9.0	4	0	36	1	6	138.9	2	-2	-1.0	-1	0	285	5, 14, 4, 3
Totals		12-5	17/17	531	357	67.2	3,734	7.0	21	14	57t	47	327	89.6	55	270	4.9	28	7	4,004	
Playoffs																					
Jan 22	Cin	L	S	24	15	62.5	220	9.2	1	3	41	1	7	66.7	3	12	4.0	8	0	232	33
Totals		0-1	1/1	24	15	62.5	220	9.2	1	3	41	1	7	66.7	3	12	4.0	8	0	232	33

2022 Tennessee Titans				PASSING											RUSHING					COMBINED RUSH + PASS	
Date	Opp	W/L	P/S	Att	Cmp	Pct	Yds	Yds/Att	TD	Int	Lg	Sk	Lst	Rating	Att	Yds	Avg	Lg	TD	Yards	Touchdowns
Sept 11	NYG	L	S	33	20	60.6	266	8.1	2	0	31	1	0	106.4	2	7	3.5	9	0	273	7, 23
Sept 19	@ Buf	L	S	20	11	55.0	117	5.9	0	2	19	2	16	32.7	1	2	2.0	2	0	119	
Sept 25	LV	W	S	27	19	70.4	264	9.8	1	1	41	1	12	98.4	4	2	0.5	3	1	266	2, 1r
Oct 2	@ Ind	W	S	21	17	81.0	137	6.5	2	0	23	3	21	125.6	5	9	1.8	9	0	146	7, 8
Oct 9	@ Was	W	S	25	15	60.0	181	7.2	1	0	61	5	45	95.6	3	3	1.0	2	0	184	13
Oct 23	Ind	W	S	20	13	65.0	132	6.6	0	0	27	2	16	83.8	4	6	1.5	8	0	138	
Oct 30	@ Hou	W	IA																		
Nov 6	@ KC	L	IA																		
Nov 13	Den	W	S	36	19	52.8	255	7.1	2	0	63t	1	11	94.1	2	12	6.0	11	0	267	9, 63
Nov 17	@ GB	W	S	27	22	81.5	333	12.3	2	1	51	3	17	127.3	3	-3	-1.0	-1	0	330	14, 16
Nov 27	Cin	L	S	34	22	64.7	291	8.6	0	0	69	1	10	91.7	2	9	4.5	5	0	300	
Dec 4	@ Phi	L	S	22	14	63.6	141	6.4	1	0	41	6	35	97.0	3	34	11.3	17	0	175	25
Dec 11	Jax	L	S	38	25	65.8	254	6.7	2	1	27	4	27	91.3	2	16	8.0	8	0	270	10, 2
Dec 18	@ LAC	L	S	22	15	68.2	165	7.5	0	1	37	4	28	71.2	3	1	0.3	1t	1	166	1r
Dec 24	Hou	L	IA																		
Dec 29	Dal	L	IR																		
Jan 7	@ Jax	L	IR																		
Totals		7-10	12/12	325	212	65.2	2,536	7.8	13	6	69	33	238	94.6	34	98	2.9	17	2	2,634	

RYAN TANNEHILL'S NFL STATISTICS

REGULAR SEASON			PASSING											RUSHING				
Year	Team	GP/GS	Att	Cmp	Pct	Yds	Yd/Att	TD	INT	Lg	Sk	Yds	Rat	Att	Yds	Avg	Lg	TD
2012	MIA	16/16	484	282	58.3	3,294	6.8	12	13	80t	35	234	76.1	49	211	4.3	31	2
2013	MIA	16/16	588	355	60.4	3,913	6.7	24	17	67	58	399	81.7	40	238	6.0	48	1
2014	MIA	16/16	590	392	66.4	4,045	6.9	27	12	50	46	337	92.8	56	311	5.6	40	1
2015	MIA	16/16	586	363	61.9	4,208	7.2	24	12	54t	45	420	88.7	32	141	4.4	28	1
2016	MIA	13/13	389	261	67.1	2,995	7.7	19	12	74t	29	216	93.5	39	164	4.2	18	1
2017	MIA	0/0	Injured Reserve															
2018	MIA	11/11	274	176	64.2	1,979	7.2	17	9	75t	35	279	92.7	32	145	4.5	20	0
2019	TEN	12/10	286	201	70.3	2,742	9.6	22	6	91t	31	212	117.5	43	185	4.3	25	4
2020	TEN	16/16	481	315	65.5	3,819	7.9	33	7	75t	24	173	106.5	43	266	6.2	45t	7
2021	TEN	17/17	531	357	67.2	3,734	7.0	21	14	57t	47	327	89.6	55	270	4.9	28	7
2022	TEN	12/12	325	212	65.2	2,536	7.8	13	6	69	33	238	94.6	34	98	2.9	17	2
NFL Totals		145/143	4,534	2,914	64.3	33,265	7.3	212	108	91t	383	2,835	91.9	423	2,029	4.8	48	26

Regular Season Career record as starter: 78-65 (.545); Playoffs: 2-3 (.400)

PLAYOFFS			PASSING											RUSHING				
Year	Team	GP/GS	Att	Cmp	Pct	Yds	Yd/Att	TD	INT	Lg	Sk	Yds	Rat	Att	Yds	Avg	Lg	TD
2019	TEN	3/3	60	36	60.0	369	6.2	5	1	45t	5	40	98.5	13	35	2.7	9	1
2020	TEN	1/1	26	18	69.2	165	6.3	1	1	35	1	7	83.0	2	6	3.0	4	0
2021	TEN	1/1	24	15	62.5	220	9.2	1	3	41	1	7	66.7	3	12	4.0	8	0
NFL Totals		5/5	110	69	62.7	754	6.9	7	5	45t	7	54	85.2	18	53	2.9	9	1

Single-Game Highs

Attempts - 58 at N.Y. Jets (11/29/15)
 Completions - 35 (Twice, last vs. Houston 11/21/21)
 Passing Yards - 431 at Arizona (9/30/12)
 Touchdown Passes - 4 (Five times, last at Houston 1/9/22)
 Long Completion - 91t at Oakland (12/8/19)
 Completion Percentage - **81.5 at Green Bay (11/17/22)**
 Passer Rating - 155.3 - vs. Oakland (9/23/18)
 Rushes - 8 (Twice, last at N.Y. Jets 9/16/18)
 Rushing Yards - 56 (Twice, last vs. Indianapolis 9/26/21)
 Long Rush - 48 at Pittsburgh (12/8/13)
 Rushing Touchdowns - 2 (Three times, last at Houston 1/3/21)

Additional Statistics

Receptions - 1 for -4 yards (2014), 1 for 9 yards (2015), 1 for 0 yards (2020)
 Misc. Tackles - 1 (2012), 2 (2013), 3 (2014), 4 (2015), 1 (2018), 2 (2019), 3 (2021), **2 (2022)**
 Fumble Recoveries - 1 (2012), 3 (2013), 4 (2014), 5 (2015), 3 (2016), 1 (2019), 3 (2020), 1 (2021)
 Two-Point Conversions - 1 rush (2019), 1 pass, 1 rush (2020)

Playoff Single-Game Highs

Attempts - 31 at Kansas City (1/19/20)
 Completions - 21 at Kansas City (1/19/20)
 Passing Yards - 220 vs. Cincinnati (1/22/22)
 Touchdown Passes - 2 (Twice, last at Kansas City 1/19/20)
 Long Completion - 45t at Baltimore (1/11/20)
 Rushes - 6 at Baltimore (1/11/20)
 Rushing Yards - 13 at Baltimore (1/11/20)
 Long Rush - 9 at Baltimore (1/11/20)
 Rushing Touchdowns - 1 at Baltimore (1/11/20)

Additional Career Playoff Statistics

Fumble Recoveries - 1 (2019)
 Misc. Tackles - 1 (2021)



93 TEAIR TART

DEFENSIVE TACKLE • 6'2" • 304 LBS

**COLLEGE: FLORIDA INTERNATIONAL • ACQUIRED: FREE AGENT - 2020
NFL EXPERIENCE (NFL/TITANS): 3/3 • HOMETOWN: PHILADELPHIA, PA.
GAMES PLAYED/GAMES STARTED: 34/27 (PLAYOFFS: 0/0)**



PRO: The Titans signed Teair Tart (first name pronounced “tee-AIR”) as a rookie free agent following the 2020 NFL Draft. In his first two NFL seasons, he participated in 18 games with 11 starts. Prior to entering the NFL, the 6-foot-2-inch, 304-pounder appeared in 23 games with 10 starts over two seasons at Florida International (2018-19), where he totaled 51 tackles, 19.0 tackles for loss, six sacks, one pass defended, five quarterback pressures and two forced fumbles.

TITANS TIDBITS:

- Tart traveled an unlikely road to the NFL. He played two years of high school basketball in his hometown of Philadelphia, Pa., at Palmer Leadership Learning Partners Charter School—a school that did not have a football program. Prior to his junior year, West Philadelphia High School's defensive coordinator, Karl Patrick, saw Tart playing in a basketball tournament and eventually convinced him to transfer and begin playing football for the first time in his life. Two years later, Tart continued his football career at ASA College in New York but left six games into his first season after an older brother, Rasheed Spencer, was tragically killed in a motorcycle accident. Time passed, and Tart headed to Valley Forge (Pa.) Military Academy, followed by stops at East Mississippi Community College and Ellsworth (Iowa) Community College before finding a home for his final two collegiate campaigns at Florida International.
- Tart is the second youngest of 11 children in his family.

CAREER TRANSACTIONS:

- The Philadelphia, Pa., native was signed by the Titans as a rookie free agent on May 7, 2020.
- Waived by the Titans on Sept. 5, 2020 and signed to the practice squad a day later.
- Signed by the Titans to their active roster from the practice squad on Nov. 7, 2020.

SEASON RECAPS:

2022 (16/16): Started a career-high 16 games at nose tackle and registered 34 tackles, 1.5 sacks, 22 quarterback pressures, five stops for loss, an interception, six passes defended and a fumble recovery. Was inactive for one contest. Led the team in quarterback pressures once in 2022 (vs. DAL). Led or tied for the team lead in passes defended three times in 2022 (vs. LV, at IND, at WAS). Led or tied for the team lead in sacks twice in 2022 (vs. DAL, at JAX).

- Against N.Y. Giants (9/11), started at nose tackle and posted two tackles with two quarterback pressures.
- At Buffalo (9/19), started at nose tackle and collected a tackle for loss and a quarterback pressure. Stonewalled Devin Singletary for a five-yard loss on a rush off left guard in the second quarter.
- Against Las Vegas (9/25), started at nose tackle and notched a tackle, a quarterback pressure and a pass defended. Batted down a pass intended to Davante Adams late in the fourth quarter.
- At Indianapolis (10/2), started at nose tackle and tied a career-high with three tackles, including his first career interception, another pass defended and a quarterback pressure. Helped limit Jonathan Taylor to just 42 rushing yards on 20 carries in the victory. Batted down a pass intended for Taylor early in the first quarter. Tipped a Matt Ryan pass and caught his own deflection for his first career interception midway through the second quarter. Became the first Titans defensive lineman with an interception since 2010. Stuffed Taylor for no gain on a rush off right tackle in the final stanza.
- At Washington (10/9), started at nose tackle and recorded three tackles, a quarterback pressure and a team-best two passes defended. Batted

down a pass intended for Cole Turner late in the first quarter. Stuffed Brian Robinson for no gain on a rush off right guard in the third quarter. Helped preserve the victory by breaking up a pass intended for J.D. McKissic at the goalline late in the fourth quarter.

- Against Indianapolis (10/23), started at nose tackle and registered a career-best three quarterback pressures.
- At Houston (10/30), notched a career-high four tackles, with a stop for loss and a quarterback pressure. Chased down O.J. Howard for no gain on a tight end screen in the opening stanza. Halted a Texans' drive by stuffing Dameon Pierce for a three-yard loss on a third-and-one rush in the second quarter.
- At Kansas City (11/6), produced a tackle and a quarterback pressure.
- Against Denver (11/13), posted three tackles and two quarterback pressures. Stuffed Melvin Gordon for no gain on a rush up the middle in the opening stanza.
- At Green Bay (11/17), started at nose tackle and registered a tackle.
- Against Cincinnati (11/27), started at nose tackle and collected a tackle.
- At Philadelphia (12/4), started at nose tackle and produced a quarterback pressure.
- Against Jacksonville (12/11), posted a tackle and a quarterback pressure.
- At L.A. Chargers (12/18), was inactive.
- Against Houston (12/24), notched four tackles, including a stop for loss, a pass defended and a quarterback pressure. Batted down a pass at the line scrimmage that was intended for Brandin Cooks in the first quarter. Teamed with Jeffery Simmons to stuff Royce Freeman for a one-yard loss on a rush up the middle in the fourth quarter.
- Against Dallas (12/29), collected a career-high six tackles, including his first career half sack, a team-best four quarterback pressures and his first career fumble recovery. Teamed with Jack Gibbens to stuff Ezekiel Elliott for no gain on a rush off left guard in the opening stanza. Recovered a Dak Prescott botched snap in the second quarter. Teamed with DeMarcus Walker to drop Dak Prescott for an eight-yard sack in the fourth quarter.
- At Jacksonville (1/7), totaled three tackles, including his first career full sack, another stop for loss and two quarterback pressures. Stuffed Ja'Mycal Hasty for a one-yard loss on a rush up the middle in the second quarter. Dropped Trevor Lawrence for a nine-yard sack in the final stanza.

2021 (11/10, 0/0): Saw action in 11 games with 10 starts at nose tackle and registered 16 tackles, including three quarterback pressures and two stops for loss. Was inactive for six regular season games and the postseason contest.

- At Seattle (9/19), started at nose tackle and posted two tackles. Teamed with David Long Jr. to stonewall Chris Carson for a one-yard loss on a rush off right tackle in the third quarter.
- Against Indianapolis (9/26), started at nose tackle and tallied a tackle with a quarterback pressure.
- At N.Y. Jets (10/3), started at nose tackle and notched two tackles, including a stop for loss and a quarterback pressure. Stuffed Tevin Coleman for a one-yard loss on a rush off left tackle late in the second quarter.
- At Jacksonville (10/10), started at nose tackle. Shot through the line and disrupted Carlos Hyde resulting in a three-yard loss on a fourth-and-goal rush from the one-yard line in the fourth quarter.
- At L.A. Rams (11/7), started at nose tackle and tallied two tackles. Combined with Nick Dzubnar to stuff Sony Michel for no gain on a rush up the middle late in the fourth quarter.
- Against Houston (11/21), started at nose tackle and totaled three tackles, including a stop for loss and a quarterback pressure. Stonewalled David

Johnson for a three-yard loss on a rush up the middle in the second stanza. Teamed with Jayon Brown to stuff Rex Burkhead for no gain on a rush up the middle in the third quarter.

- Against San Francisco (12/23), returned to the lineup as a starter at defensive end after missing three games.

2020 (7/1, 0/0): Played in seven games with one start at defensive end as a rookie and registered five tackles, two quarterback pressures, a stop for loss and a pass defended. Was suspended by the league for one contest. Missed two games, including the postseason contest while on the reserve/COVID-19 list. Spent the first seven weeks of the season on the team's practice squad. Tied for the team lead in passes defended once in 2020 (vs. IND). Made his NFL debut against Chicago (11/8/20). Made his first career NFL start on the defensive front at Green Bay (12/27/20).

- Against Chicago (11/8), saw action in his first NFL contest as a reserve at defensive tackle and tallied a quarterback pressure.
- Against Indianapolis (11/12), played as a reserve at defensive tackle and collected a pass defended. Tipped a pass intended for Nyheim Hines at the line of scrimmage in the second quarter.
- At Indianapolis (11/29), played as a reserve at defensive tackle and recorded a tackle and a quarterback pressure. Shot through the line and dropped Nyheim Hines for no gain on a rush off right tackle in the fourth quarter.
- Against Detroit (12/20), played as a reserve on the defensive front and produced a tackle for loss. Stuffed Matthew Stafford for a one-yard loss after a botched shotgun snap in the fourth quarter.
- At Green Bay (12/27), made his first career NFL start at defensive end and registered two tackles. Combined with Matt Dickerson to stop Aaron Jones for no gain on a rush off right guard in the third stanza.

COLLEGE:

- Appeared in 23 games with 10 starts over two seasons at Florida International and totaled 51 tackles, 19.0 tackles for loss, six sacks, one pass defended, five quarterback pressures and two forced fumbles. Played at Ellsworth (Iowa) Community College in 2017 and ASA (N.Y.) College in 2016.
- As a senior (2019), appeared in 11 games and made eight starts. Tallied

32 tackles, a team-leading 12.0 tackles for loss, two sacks and one forced fumble.

- As a junior (2018), saw action in 12 games and made two starts. Posted 19 tackles, a team-high-tying seven tackles for loss, a team-leading four sacks, one pass defended and one forced fumble.
- As a sophomore (2017), appeared in two games for Ellsworth (Iowa) Community College and tallied five tackles, two tackles for loss and a sack.
- As a freshman (2016), saw action in six games for ASA (N.Y.) College and amassed 12 tackles, 7.5 tackles for loss and five sacks.
- Graduated from Florida International in December 2019 with a degree in liberal studies.

PERSONAL:

- Attended West Philadelphia (Pa.) High School where he was a first team All-Public and second team Daily News All-City Selection in 2014.
- Played offensive and defensive line and helped guide his team to its first PIAA 3A title.
- Son of Louise and Gary Spencer.
- Follow Tart on Instagram @tear215 and on Twitter @speedboy_te715.
- Born Tear Tart on Feb. 28, 1997 in Philadelphia, Pa.

TEAR TART'S GAME-BY-GAME

2020 Tennessee Titans														
Date	Opp	W/L	P/S	Tot Solo	Asst	Sk - Yds	QBP	TFL	Int - Yds	-TD	PD	FF	FR - Yds	SpT
Sept 14	@ Den	W	PS											
Sept 20	Jax	W	PS											
Sept 27	@ Min	W	PS											
Oct 13	Buf	W	PS											
Oct 18	Hou	W	PS											
Oct 25	Pit	L	PS											
Nov 1	@ Cin	L	PS											
Nov 8	Chi	W	p	0	0	0 0.0	0.0	1	0	0	0	0	0	0
Nov 12	Ind	L	p	0	0	0 0.0	0.0	0	0	0	0	0	1	0
Nov 22	@ Bal	W	p	1	0	1 0.0	0.0	0	0	0	0	0	0	0
Nov 29	@ Ind	W	p	1	1	0 0.0	0.0	1	0	0	0	0	0	0
Dec 6	Cle	L	p	0	0	0 0.0	0.0	0	0	0	0	0	0	0
Dec 13	@ Jax	WSUS												
Dec 20	Det	W	p	1	1	0 0.0	0.0	0	1	0	0	0	0	0
Dec 27	@ GB	L	S	2	0	2 0.0	0.0	0	0	0	0	0	0	0
Jan 3	@ Hou	W	R/C											
Totals		11-5	7/1	5	2	3 0.0	0.0	2	1	0	0	0	1	0
Playoffs														
Jan 10	Bal	L	R/C											
Totals		0-1	0/0	0	0	0 0.0	0.0	0	0	0	0	0	0	0

2021 Tennessee Titans														
Date	Opp	W/L	P/S	Tot Solo	Asst	Sk - Yds	QBP	TFL	Int - Yds	-TD	PD	FF	FR - Yds	SpT
Sept 12	Ari	L	S	2	1	1 0.0	0.0	0	0	0	0	0	0	0
Sept 19	@ Sea	W	S	2	0	2 0.0	0.0	0	0	0	0	0	0	0
Sept 26	Ind	W	S	1	0	1 0.0	0.0	1	0	0	0	0	0	0
Oct 3	@ NYJ	L	S	2	2	0 0.0	0.0	0	1	0	0	0	0	0
Oct 10	@ Jax	W	S	0	0	0 0.0	0.0	0	0	0	0	0	0	0
Oct 18	Buf	W	S	1	1	0 0.0	0.0	1	0	0	0	0	0	0
Oct 24	KC	W	S	2	2	0 0.0	0.0	0	0	0	0	0	0	0
Oct 31	@ Ind	W	IA											
Nov 7	@ LAR	W	S	2	1	1 0.0	0.0	0	0	0	0	0	0	0

Nov 14	NO	W	IA											
Nov 21	Hou	L	S	3	3	0 0.0	0.0	0	0	0	1	1	0	0
Nov 28	@ NE	L	IA											
Dec 12	Jax	W	IA											
Dec 19	@ Pit	L	IA											
Dec 23	SF	W	S	0	0	0 0.0	0.0	0	0	0	0	0	0	0
Jan 2	Mia	W	p	1	0	1 0.0	0.0	0	0	0	0	0	0	0
Jan 9	@ Hou	W	IA											
Totals		12-5	11/10	16	10	6 0.0	0.0	3	2	0	0	0	0	0
Playoffs														
Jan 22	Cin	L	IA											
Totals		0-1	0/0	0	0	0 0.0	0.0	0	0	0	0	0	0	0

2022 Tennessee Titans														
Date	Opp	W/L	P/S	Tot Solo	Asst	Sk - Yds	QBP	TFL	Int - Yds	-TD	PD	FF	FR - Yds	SpT
Sept 11	NYG	L	S	2	1	1 0.0	0.0	2	0	0	0	0	0	0
Sept 19	@ Buf	L	S	1	1	0 0.0	0.0	1	1	0	0	0	0	0
Sept 25	LV	W	S	1	0	1 0.0	0.0	1	0	0	0	0	1	0
Oct 2	@ Ind	W	S	3	1	2 0.0	0.0	1	0	1	0	2	0	0
Oct 9	@ Was	W	S	3	2	1 0.0	0.0	1	0	0	0	2	0	0
Oct 23	Ind	W	S	0	0	0 0.0	0.0	3	0	0	0	0	0	0
Oct 30	@ Hou	W	S	4	3	1 0.0	0.0	1	1	0	0	0	0	0
Nov 6	@ KC	L	S	1	0	1 0.0	0.0	1	0	0	0	0	0	0
Nov 13	Den	W	S	3	3	0 0.0	0.0	2	0	0	0	0	0	0
Nov 17	@ GB	W	S	1	1	0 0.0	0.0	0	0	0	0	0	0	0
Nov 27	Cin	L	S	1	1	0 0.0	0.0	0	0	0	0	0	0	0
Dec 4	@ Phi	L	S	0	0	0 0.0	0.0	1	0	0	0	0	0	0
Dec 11	Jax	L	S	1	0	1 0.0	0.0	1	0	0	0	0	0	0
Dec 18	@ LAC	L	IA											
Dec 24	Hou	L	S	4	2	2 0.0	0.0	1	1	0	0	1	0	0
Dec 29	Dal	L	S	6	2	4 0.5	4.0	4	0	0	0	0	0	1
Jan 7	@ Jax	L	S	3	3	0 1.0	9.0	2	2	0	0	0	0	0
Totals		7-10	16/16	34	20	14 1.5	13.0	22	5	1	0	6	0	1

TEAIR TART'S NFL STATISTICS

REGULAR SEASON				TACKLES							INTERCEPTIONS					FUMBLES			
Year	Team	GP	GS	Tot	Solo	Asst	Sk	Yds	QBP	TFL	No	Yds	Lg	TD	PD	FF	FR	Yds	SpT
2020	Tennessee	7	1	5	2	3	0.0	0.0	2	1	0	0	0	0	1	0	0	0	0
2021	Tennessee	11	10	16	10	6	0.0	0.0	3	2	0	0	0	0	0	0	0	0	0
2022	Tennessee	16	16	34	20	14	1.5	13.0	22	5	1	0	0	0	6	0	1	0	0
NFL Totals		34	27	55	32	23	1.5	13.0	27	8	1	0	0	0	7	0	1	0	0

PLAYOFFS				TACKLES							INTERCEPTIONS					FUMBLES			
Year	Team	GP	GS	Tot	Solo	Asst	Sk	Yds	QBP	TFL	No	Yds	Lg	TD	PD	FF	FR	Yds	SpT
2020	Tennessee	0	0	0	0	0	0.0	0.0	0	0	0	0	0	0	0	0	0	0	0
2021	Tennessee	0	0	0	0	0	0.0	0.0	0	0	0	0	0	0	0	0	0	0	0
NFL Totals		0	0	0	0	0	0.0	0.0	0	0	0	0	0	0	0	0	0	0	0

Single-Game Highs

Tackles - **6 vs. Dallas (12/29/22)**

Sacks - **1 at Jacksonville (1/7/23)**

Tackles For Loss - **2 at Jacksonville (1/7/23)**

Quarterback Pressures - **4 vs. Dallas (12/29/22)**

Interceptions - **1 at Indianapolis (10/2/22)**

Fumble Recoveries - **1 vs. Dallas (12/29/22)**

Passes Defensed - **2 (Twice, last at Washington 10/9/22)**

JOSH THOMPSON'S NFL STATISTICS

REGULAR SEASON		TACKLES										INTERCEPTIONS					FUMBLES			
Year	Team	GP	GS	Tot	Solo	Asst	Sk	Yds	QBP	TFL	No	Yds	Lg	TD	PD	FF	FR	Yds	SpT	
2022	Tennessee	6	0	0	0	0	0.0	0.0	0	0	0	0	0	0	0	0	0	0	0	4
NFL Totals		6	0	0	0	0	0.0	0.0	0	0	0	0	0	0	0	0	0	0	0	4

Single-Game Highs

Special Teams Tackles - [2 vs. Indianapolis \(10/23/22\)](#)



95 DeMARCUS WALKER

**DEFENSIVE LINEMAN • 6'4" • 280 LBS • COLLEGE: FLORIDA STATE
ACQUIRED: FREE AGENT - 2022 • NFL EXPERIENCE (NFL/TITANS): 6/1
HOMETOWN: JACKSONVILLE, FLA.
GAMES PLAYED/GAMES STARTED: 66/13 (PLAYOFFS: 0/0)**



PRO: The Titans signed free agent DeMarcus Walker during the 2022 offseason to add depth and experience to the defensive line rotation. The 6-foot-4-inch, 280-pounder arrived in Tennessee with 49 games of experience with the Denver Broncos (2017-20) and Houston Texans (2021). Walker's career totals include 52 tackles, 12.5 sacks, 23 quarterback hits and two forced fumbles. The Jacksonville, Fla., native was originally drafted by the Broncos in the second round (51st overall) of the 2017 NFL Draft. Walker was named a consensus All-American and the ACC Defensive Player of the Year as a senior at Florida State (2016).

CAREER HIGHLIGHTS:

- In 2021, Walker tallied a career-high 31 tackles and seven quarterback hits in his lone season for the Texans. He also notched one forced fumble for the second consecutive season.
- In 2020, Walker logged a career-best 4.5 sacks in 13 games played with four starts for the Broncos.

TITANS TIDBITS:

- Walker has been open about his struggles with stuttering his speech. During his time in Denver, he used My Cause My Cleats to raise awareness for the Stutter Program at Colorado Children's Hospital.
- Walker has returned to his former schools, Sandalwood High School and Rufus E. Payne Elementary School, in Jacksonville, Fla., to speak to students about his experiences growing up in the area.

CAREER TRANSACTIONS:

- The Jacksonville, Fla., native was originally drafted by the Denver Broncos in the second round (51st overall) of the 2017 NFL Draft.
- Signed by the Houston Texans as a free agent on April 16, 2021.
- Signed by the Titans as an unrestricted free agent on May 16, 2022.

SEASON RECAPS:

2022 (17/6 - Tennessee): Saw action in all 17 games with six starts on the defensive front in his first season with the Titans. Ranked third on the team with a career-high seven sacks. Led the team with 10 tackles for loss. Ranked fifth on the squad with 29 quarterback pressures. Registered a career-best 32 tackles. Led or tied for the team lead in sacks five times in 2022 (at HOU, vs. DEN, vs. CIN, at LAC, vs. DAL). Tied for the team in quarterback pressures once in 2022 (vs. CIN).

- Against N.Y. Giants (9/11), made his Titans debut as a starter at defensive end and posted a tackle.
- At Buffalo (9/19), started at defensive end and collected four tackles. Combined with Dylan Cole to stuff James Cook for no gain on a rush off right tackle in the fourth quarter.
- Against Las Vegas (9/25), started at defensive end and notched two tackles with two quarterback pressures.
- At Indianapolis (10/2), played as a reserve on the defensive front.
- At Washington (10/9), saw action as a reserve at defensive tackle.
- Against Indianapolis (10/23), played as a reserve on the defensive front and registered two quarterback pressures.
- At Houston (10/30), started at defensive end and notched two tackles, including a sack and a quarterback pressure. Dropped Davis Mills for a nine-yard sack late in the fourth quarter.
- At Kansas City (11/6), played as a reserve on the defensive front and produced two tackles with a sack and three quarterback pressures. Dropped Patrick Mahomes for a seven-yard sack in the fourth quarter.
- Against Denver (11/13), saw action as a reserve on the defensive front and posted three tackles, including 1.5 sacks and a career-best six

quarterback pressures. Dropped Russell Wilson for a nine-yard sack early in the fourth quarter. Combined with Rashad Weaver to sack Russell Wilson for a two-yard loss late in the final stanza.

- At Green Bay (11/17), started at defensive end and registered a tackle with two quarterback pressures. Teamed with David Long Jr. to stonewall AJ Dillon for a two-yard loss on rush off left tackle in the first stanza.
- Against Cincinnati (11/27), played as a reserve on the defensive front and collected two tackles, including a sack and another stop for loss, while tying for the team lead with three quarterback pressures. Dropped Joe Burrow for a four-yard sack in the first quarter. Stonewalled Samaje Perine for a four-yard loss on a rush off left end in the final stanza.
- At Philadelphia (12/4), saw action as a reserve at defensive end and produced a tackle.
- Against Jacksonville (12/11), played as a reserve on the defensive front and posted two tackles, including a stop for loss and a quarterback pressure. Stuffed Travis Etienne Jr. for a one-yard loss on a rush off right guard in the third quarter.
- At L.A. Chargers (12/18), played as a reserve at defensive end and recorded five tackles, including two sacks and four quarterback pressures. Halted a Chargers' drive by dropping Justin Herbert for a seven-yard sack on third-and-four early in the third quarter. Forced another punt by sacking Herbert for a six-yard loss on third-and-seven late in the third stanza. Teamed with Jeffery Simmons to stuff Austin Ekeler for no gain on a rush up the middle in the fourth quarter.
- Against Houston (12/24), saw action as a reserve on the defensive front and notched two tackles, including a stop for loss and a quarterback pressure. Stonewalled Royce Freeman for a three-yard loss on a rush off left tackle in the second quarter.
- Against Dallas (12/29), started at defensive end and collected five tackles, a half sack and two quarterback pressures. Teamed with Mario Edwards Jr. to stuff Malik Davis for a one-yard loss on a rush off left guard in the second quarter. Stuffed Davis for no gain on a rush up the middle late in the third stanza. Teamed with Teair Tart to drop Dak Prescott for an eight-yard sack in the fourth quarter.
- At Jacksonville (1/7), played as a reserve at defensive end and totaled two quarterback pressures.

2021 (13/2 - Houston): Saw action in 13 games with two starts and registered a career-high 31 tackles, two sacks, seven quarterback hits, four tackles for loss, one pass defended and one forced fumble. Was inactive for one game and missed three contests while on the reserve lists.

- At Arizona (10/24), tallied four tackles, one 14-yard sack, one quarterback hit and two tackles for loss.
- Against Los Angeles Chargers, started at defensive end and amassed two tackles and one forced fumble.

2020 (13/4 - Denver): Appeared in 13 games and made four starts. Posted 18 tackles, a career-best 4.5 sacks, five quarterback hits, three tackles for loss and one forced fumble. Dressed but did not play in three contests.

- At Atlanta (11/8), started at defensive end and tallied two tackles, one sack, one quarterback hit and one tackle for loss.
- Against Miami (11/22), started at defensive end and posted two tackles, one half sack and one quarterback hit.
- Against New Orleans (11/29), started at defensive end and registered two sacks, marking the second multi-sack game of his career. Added three tackles, one quarterback hit, one tackle for loss and one forced fumble.
- At Carolina (12/13), recorded one tackle, one eight-yard sack, one quarterback hit and one tackle for loss.

2019 (10/1 - Denver): Played in 10 games and made one start. Notched 22 tackles, four sacks, five quarterback hits, a career-high five tackles for loss and one pass defensed. Was inactive for six contests.

- Against Jacksonville (9/29), logged his first career start at defensive end and amassed four tackles, one sack, one quarterback hit and one tackle for loss.
- At Tennessee (10/13), recorded his first career multi-sack game with two sacks for 18 yards. Added four tackles, two quarterback hits and two tackles for loss.
- Against Kansas City (10/17), posted a single-game career-best five tackles, one sack, one quarterback hit and one tackle for loss. It was the first time he tallied sacks in consecutive contests.

2018 (3/0 - Denver): Saw action in three games and logged four tackles, one sack, one quarterback hit, one tackle for loss and one fumble recovery. Was inactive for 13 contests.

- At Arizona (10/18), notched one tackle and one fumble recovery that set up a touchdown.
- Against Houston (11/4), registered three tackles, one sack, one quarterback hit and one tackle for loss.

2017 (10/0 - Denver): Appeared in 10 games and posted seven tackles, one sack and five quarterback hits. Was inactive for six contests.

- Against Kansas City (12/31), registered a season-high three tackles, his first career sack for seven yards, two quarterback hits and one tackle for loss.

COLLEGE:

- Played in 52 games with 40 starts over four seasons at Florida State (2013-16) and totaled 182 tackles, 28.5 sacks, 45 tackles for loss, seven passes defensed, one interception, eight forced fumbles, two fumble recoveries and two blocked kicks.
- As a senior (2016), started all 13 games and recorded career-best marks with 68 tackles, 16 sacks, 21.5 tackles for loss and two fumble recoveries. Added two passes defensed, three forced fumbles and one blocked extra point attempt. His 16 sacks were the second-highest in the nation and third-most in a single season in program history. Was a consensus All-American, named the ACC Defensive Player of the Year, and earned first-team All-ACC honors. Was a finalist for the Hendrick's Award, and a semifinalist for the Lombardi Award.
- As a junior (2015), started all 13 games and notched 58 tackles, 10.5 sacks, 15.5 tackles for loss, a career-best five passes defensed, one interception, a career-high four forced fumbles and blocked one field goal. Earned second-team All-ACC honors from the media and third-team All-ACC accolades from the league's coaches. Named a permanent team captain and co-defensive MVP.
- As a sophomore (2014), appeared in 14 games with 11 starts and posted 38 tackles, one sack, six tackles for loss and one forced fumble.
- As a freshman (2013), saw action in 12 games with three starts and amassed 18 tackles, one sack and two tackles for loss.
- Majored in social science at Florida State.

PERSONAL:

- Attended Sandalwood (Fla.) High School where he was a consensus four-star recruit.
- Earned second-team all-state honors by Associated Press as a senior in 2012.
- Named first team all-state by Associated Press and first team all-area by the Florida Times-Union as a junior in 2011 after registering 14 sacks and 24 tackles for loss.
- Son of Cynthia Anthony.
- Follow Walker on Instagram and Twitter @livinglegend_44.
- Born DeMarcus Walker on Sept. 30, 1994 in Jacksonville, Fla.

DeMARCUS WALKER'S NFL STATISTICS

REGULAR SEASON				TACKLES							INTERCEPTIONS					FUMBLES			
Year	Team	GP	GS	Tot	Solo	Asst	Sk	Yds	QBP	TFL	No	Yds	Lg	TD	PD	FF	FR	Yds	SpT
2017	Denver	10	0	7	7	0	1.0	7.0	5	1	0	0	0	0	0	0	0	0	0
2018	Denver	3	0	4	2	2	1.0	6.0	1	1	0	0	0	0	0	0	1	0	0
2019	Denver	10	1	22	13	9	4.0	24.0	5	5	0	0	0	0	1	0	0	0	0
2020	Denver	13	4	18	9	9	4.5	28.5	5	3	0	0	0	0	0	1	0	0	0
2021	Houston	13	2	31	21	10	2.0	17.0	7	4	0	0	0	0	1	1	0	0	0
2022	Tennessee	17	6	32	23	9	7.0	47.0	29	10	0	0	0	0	0	0	0	0	0
NFL Totals		66	13	114	75	39	19.5	129.5	52	24	0	0	0	0	2	2	1	0	0

Single-Game Highs

Tackles - **5 (Three times, last vs. Dallas 12/29/22)**

Sacks - **2 (Three times, last at L.A. Chargers 12/18/22)**

Quarterback Pressures - **6 vs. Denver (11/13/22)**

Pass Defensed - **1 (Twice, last vs. Tennessee 1/9/22)**

Tackles For Loss - **2 (Three times, last vs. Cincinnati 11/27/22)**

Forced Fumbles - **1 (Twice, last vs. L.A. Chargers 12/26/21)**

Fumble Recoveries - **1 at Arizona (10/18/18)**



33 JONATHAN WARD

RUNNING BACK • 6'0" • 202 LBS • COLLEGE: CENTRAL MICHIGAN
ACQUIRED: FREE AGENT - 2022 • NFL EXPERIENCE (NFL/TITANS): 3/1
HOMETOWN: KANKAKEE, ILL.
GAMES PLAYED/GAMES STARTED: 35/0 (PLAYOFFS: 0/0)



PRO: The Titans signed Jonathan Ward to the practice squad on Dec. 14, 2022 to help bolster the depth and experience of the running backs group and to contribute on special teams. Prior to arriving in Tennessee, the 6-foot, 202-pounder appeared in 32 games over parts of three seasons with the Arizona Cardinals (2020-22). The Central Michigan product was originally signed by the Cardinals as a rookie free agent following the 2020 NFL Draft.

TITANS TIDBITS:

- Ward placed second in Illinois state high school track meet in the long jump in 2015.

CAREER TRANSACTIONS:

- The Kankakee, Ill., native was originally signed by the Arizona Cardinals as an undrafted free agent on April 27, 2020.
- Waived by the Cardinals on Sept. 5, 2020 and signed to the team's practice squad a day later.
- Activated from the practice squad to the active roster standard elevation on Sept. 26, 2020.
- Activated from the practice squad to the active roster standard elevation on Oct. 3, 2020.
- Signed by the Cardinals to their active roster from the practice squad on Oct. 6, 2020.
- Released by the Cardinals on Nov. 22, 2022.
- Signed by the N.Y. Jets to their practice squad on Nov. 29, 2022.
- Released by the Jets from their practice squad on Dec. 6, 2022.
- Signed by the Titans to their practice squad on Dec. 14, 2022.
- Activated from the practice squad to the active roster standard elevation on Dec. 23, 2022.
- Signed by the Titans to the team's active roster off of the practice squad on Dec. 29, 2022.

SEASON RECAPS:

2022 (5/0 - Arizona; 3/0 - Tennessee): Played in three games as a reserve with the Titans and rushed five times for 25 yards. Caught two passes for seven yards. Returned one kickoff for 25 yards and registered two special teams stops on coverage units. Spent one game on the Titans' practice squad. Saw action as a reserve in five games with the Cardinals and collected a special teams tackle on coverage units. Placed on injured reserve by Arizona on Oct. 12 and missed six games before being released by the Cardinals on Nov. 22.

- Against Houston (12/24), made his Titans debut as a reserve on special teams.
- Against Dallas (12/29), rushed four times for 26 yards and caught one pass for four yards out of the backfield.
- At Jacksonville (1/7), played as a reserve at running back and caught one pass for three yards. Rushed once for minus-one yard. Collected a special teams tackle on coverage units.

2021 (13/0 - Arizona): Saw action as a reserve in 13 games and contributed 33 yards on nine carries while adding 34 yards on three receptions out of the backfield. Posted six special teams tackles and recorded a forced fumble on coverage units. Was inactive for three games and missed one contest while on the reserve/COVID-19 list.

- At Cleveland (10/17), registered his first NFL rushing statistics garnering 14 yards on four attempts.
- At Dallas (1/2), caught a 23-yard pass from safety Chris Banjo on a fake punt to extend an Arizona drive that ended in the first touchdown of the

game.

2020 (14/0 - Arizona): Played in 14 games as a reserve during his rookie campaign and posted eight special teams tackles. Spent the first two weeks on the team's practice squad before being elevated to the active roster on Oct. 6.

- Against Detroit (9/27), saw action on special teams in his NFL debut.
- At L.A. Rams (1/3), recorded his first career touchdown with an 11-yard reception on his only offensive play from scrimmage. Also tallied a special teams tackle.

COLLEGE:

- Played in 42 games at Central Michigan and rushed for 2,539 yards and 28 touchdowns on 473 carries. Also caught 98 passes for 909 yards and four scores. Ran for more than 1,000 yards twice in his career.
- As a senior team captain (2019), started all 12 games and ran for a career-high 1,108 yards and 15 touchdowns. Earned third-team All-MAC honors.
- As a junior (2018), appeared in nine games with six starts and had 212 rushing yards on 76 carries.
- As a sophomore (2017), appeared in 12 games with eight starts and rushed for 1,019 yards and 10 touchdowns on 178 carries. Selected second-team All-MAC after leading the team in rushing yards, attempts and touchdowns.
- As a freshman (2016), appeared in eight games and had 200 rushing yards and two touchdowns on 36 carries.

PERSONAL:

- Attended Bishop McNamara (Kankakee, Ill.) High School and competed in football and track.
- Was as a three-year starter at running back and set school career records with 83 touchdowns and 5,689 rushing yards and single-season records with 2,400 rushing yards and 36 touchdowns.
- As a senior, earned All-State honors and led the team to a 13-1 finish and Class 3A state title.
- Follow Ward on Twitter at @Almighty_jward.
- Born Jonathan Ward on Sept. 30, 1997 in Kankakee, Ill.

JONATHAN WARD'S TITANS GAME-BY-GAME

2022 Tennessee Titans				RUSHING					RECEIVING				
Date	Opp	W/L	P/S	Att	Yds	Avg	Lg	TD	No	Yds	Avg	Lg	TD
Dec 24	Hou	L	p	0	0	-	0	0	0	0	-	0	0
Dec 29	Dal	L	p	4	26	6.5	12	0	1	4	4.0	4	0
Jan 7	@ Jax	L	p	1	-1	-1.0	-1	0	1	3	3.0	3	0
Totals		0-3	3/0	5	25	5.0	12	0	2	7	3.5	4	0

JONATHAN WARD'S NFL STATISTICS

REGULAR SEASON		RUSHING								RECEIVING				
Year	Team	GP	GS	No	Yds	Avg	Lg	TD	Att	Yds	Avg	Lg	TD	
2020	Arizona	14	0	0	0	-	0	0	1	11	11.0	11t	1	
2021	Arizona	13	0	9	33	3.7	7	0	3	34	11.3	23	0	
2022	Arizona	5	0	0	0	-	0	0	0	0	-	0	0	
2022	Tennessee	3	0	5	25	5.0	12	0	2	7	3.5	4	0	
NFL Totals		35	0	14	58	4.1	12	0	6	52	8.7	23	1	

Single-Game Highs

Rushes - **4 (Twice, last vs. Dallas 12/29/22)**
 Rushing Yards - **26 vs. Dallas (12/29/22)**
 Long Rush - **12 vs. Dallas (12/29/22)**
 Receptions - **1 (Six times, last at Jacksonville 1/7/23)**
 Receiving Yards - 23 at Dallas (1/2/22)
 Long Reception - 23 at Dallas (1/2/22)
 Receiving Touchdowns - 1 at L.A. Rams (1/3/21)

Additional Statistics

Kickoff Returns - 1 for 16 yards (2021), **1 for 25 yards (2022)**
 Special Teams Tackles - 8 (2020), 6 (2021), **3 (2022)**
 Special Teams Forced Fumble - 1 (2021)



99 RASHAD WEAVER

OUTSIDE LINEBACKER • 6'4" • 259 LBS • COLLEGE: PITTSBURGH
ACQUIRED: 4TH ROUND - 2021 • NFL EXPERIENCE (NFL/TITANS): 2/2
HOMETOWN: FORT LAUDERDALE, FLA.
GAMES PLAYED/GAMES STARTED: 18/4 (PLAYOFFS: 0/0)



PRO: The Titans selected Rashad Weaver in the fourth round of the 2021 NFL Draft. The 6-foot-4-inch, 259-pound defender missed the majority of his rookie campaign after suffering a season-ending injury in the third game of the season. The University of Pittsburgh product is capable of causing disruption in both the run and pass game, and displays a high motor and good length at the position. The Fort Lauderdale, Fla., native was a consensus All-American, a Bednarik Award semifinalist, and earned first-team All-ACC honors as a senior with the Panthers in 2020 after totaling 35 tackles, 14.5 tackles for loss, 7.5 sacks, 12 quarterback pressures, three forced fumbles and a fumble recovery in nine games.

CAREER HIGHLIGHTS:

- In 2020, Weaver was named a consensus All-American after garnering first-team All-America honors from four of the NCAA's recognized selectors: Associated Press, American Football Coaches Association, Football Writers Association of America and Walter Camp Football Foundation. He was the 52nd consensus All-American in school history and the first Pitt defensive player to earn that distinction since Aaron Donald in 2013.
- As a senior in 2020, Weaver was a Bednarik Award semifinalist, earned All-ACC honors, and was awarded first-team All-America recognition by CBS Sports, ESPN, Phil Steele and Pro Football Focus after tallying 35 tackles, 14.5 tackles for loss, 7.5 sacks, three forced fumbles and a fumble recovery in nine games.
- In 2018, Weaver led Pitt in sacks (6.5), tackles for loss (14), and fumble recoveries (three). He tied for the ACC lead and ranked sixth nationally in fumble recoveries.

TITANS TIDBITS:

- Prior to being drafted by the Titans, Weaver was introduced to future teammate and fellow pass rusher Bud Dupree. The pair share a financial advisor and were able to form a relationship in Arizona while training at the same facility and discussed ACL recovery.
- Weaver lists rehabbing a torn ACL during the pandemic as the biggest challenge he has had to overcome in his football career. He worked on 'staying focused even not knowing if there was going to be a season and even just finding locations to do my rehab work when everything shut down.'
- He was a member of Pitt's prestigious Blue & Gold Society, an undergraduate organization composed of top students who serve as ambassadors for the university and Pitt Alumni Association.
- Prior to the NFL Draft, Weaver trained in the martial art of Krav Maga.
- Weaver's grandmother has battled multiple sclerosis since he was in a middle school.
- While at Pitt, Weaver participated in the Leukemia & Lymphoma Society's Race to Anyplace Fundraiser with the same girl, Lili, for three consecutive years. Weaver and Lili struck up a friendship and are frequently in touch.
- Weaver and his best friend started a clothing line called Dreams to Reality which can be found on Instagram @d2r.shop.
- Weaver grew up in Indiana but moved to Florida prior to his sophomore year of high school. He wore No. 17 because he played quarterback and wanted a number right before Peyton Manning's No. 18. Weaver circled back to No. 17 in college, and 'I thought it was a cool number for an edge rusher.'

CAREER TRANSACTIONS:

- The Fort Lauderdale, Fla., native was selected by the Titans in the fourth round (135th overall) of the 2021 NFL Draft.

SEASON RECAPS:

2022 (16/4): Saw action in 16 games with four starts at outside linebacker. Ranked third on the squad with 39 quarterback pressures and fourth on the club with 5.5 sacks. Registered 27 tackles, including seven stops for loss, six passes defended, two forced fumbles and a fumble recovery. Was inactive for one contest. Led or tied for the team lead in sacks three times in 2022 (vs. NYG, vs. LV, vs. DEN). Led or tied for the team lead in quarterback pressures four times in 2022 (at KC, vs. DEN, at GB, at LAC). Tied for the team lead in passes defended twice in 2022 (vs. JAX, at JAX).

- Against N.Y. Giants (9/11), played as a reserve at outside linebacker and posted four tackles, including two sacks and three quarterback pressures. Registered his first career sack by dropping Daniel Jones for a five-yard loss in the opening stanza. Ended a Giants' drive by sacking Jones for a two-yard loss on third-and-five in the third quarter.
- At Buffalo (9/19), saw significant action as a reserve at outside linebacker and collected a quarterback pressure.
- Against Las Vegas (9/25), made his first career start at outside linebacker and notched two tackles, including a sack and a career-best four quarterback pressures. Dipped around the edge and dropped Derek Carr for a seven-yard sack on third-and-four late in the second quarter.
- At Indianapolis (10/2), saw action as a reserve at outside linebacker and tallied two tackles, including a sack, another tackle for loss, a forced fumble and three quarterback pressures. Helped limit Jonathan Taylor to just 42 rushing yards on 20 carries in the victory. Pounced on Matt Ryan for a six-yard loss after a bobbled snap in the second quarter. Strip-sacked Ryan for a six-yard loss but the loose ball was recovered by the Colts late in the third quarter.
- At Washington (10/9), started at outside linebacker and recorded a tackle, a quarterback pressure and a pass defended. Ended a Commanders' drive by breaking up a pass intended for Curtis Samuel on fourth-and-four in the third quarter.
- Against Indianapolis (10/23), played as a reserve at outside linebacker and registered a tackle and a quarterback pressure.
- At Houston (10/30), was inactive.
- At Kansas City (11/6), played as a reserve at outside linebacker and tied for the team lead with five quarterback pressures.
- Against Denver (11/13), saw action as a reserve at outside linebacker and posted two tackles, including 1.5 sacks and a team-best eight quarterback pressures. Batted down a pass intended for Chase Edmonds late in the third quarter. Combined with DeMarcus Walker to sack Russell Wilson for a two-yard loss late in the final stanza. Came off the edge and strip-sacked Wilson on third-and-four late in the fourth quarter.
- At Green Bay (11/17), played as a reserve at outside linebacker and led the team with three quarterback pressures.
- Against Cincinnati (11/27), saw action as a reserve at outside linebacker and collected three tackles with a quarterback pressure.
- At Philadelphia (12/4), played as a reserve at outside linebacker and produced three tackles, including a stop for loss and a quarterback pressure. Stonewalled Miles Sanders for a two-yard loss on a rush off right tackle in the third quarter.
- Against Jacksonville (12/11), saw action as a reserve at outside linebacker and posted a stop for loss. Tied for the team lead with two passes defended. Batted down a pass intended for Dan Arnold late in the first quarter. Halted a Jaguars' drive by deflecting a fourth-and-three pass intended for Zay Jones in the final stanza. Stuffed Travis Etienne Jr. for a two-yard loss on a rush up the middle in the fourth quarter.
- At L.A. Chargers (12/18), played as a reserve at outside linebacker and recorded two tackles with a team-high five quarterback pressures.

- Against Houston (12/24), saw action as a reserve at outside linebacker and notched three tackles, including a stop for loss and two quarterback pressures. Stuffed Dare Ogunbowale for a two-yard loss on a rush off left tackle early in the second quarter.
- Against Dallas (12/29), started at outside linebacker and collected three tackles with a pass defended. Ended a Cowboys' drive by batting down a pass intended for CeeDee Lamb on third-and-three in the first quarter. Stuffed Ezekiel Elliott for no gain on a rush off left end in the final stanza.
- At Jacksonville (1/7), started at outside linebacker and totaled a quarterback pressure, a pass defended and a fumble recovery. Pounced on a Trevor Lawrence fumble at the Titans' 33-yard line in the second quarter. Ended a Jaguars' drive by batting down a third-and-seven pass at the line of scrimmage in the final stanza.

2021 (2/0): Played in two games as a reserve as a rookie and collected two tackles. Placed on injured reserve on Sept. 28 and missed the final 14 regular season games and the postseason contest. Was inactive for the season opener. Made his NFL debut at Seattle (9/19/21).

- Against Arizona (9/12), was inactive.
- At Seattle (9/19), saw action in his first NFL contest as a reserve on special teams and limited snaps at outside linebacker.
- Against Indianapolis (9/26), played as a reserve at outside linebacker and tallied two tackles before leaving the game late in the third quarter with an injury. Combined with Rashaan Evans to stonewall Jonathan Taylor for a one-yard loss on a rush off left guard late in the first quarter.

COLLEGE:

- In four seasons at Pittsburgh (2017-20), Weaver appeared in 35 games with 28 starts. He tallied 110 tackles, 34.5 tackles for loss, 17.0 sacks, nine passes defended, 28 quarterback pressures, five forced fumbles and four fumble recoveries.
- As a senior (2020), started nine games and totaled 35 tackles, 14.5 tackles for loss, 7.5 sacks, 12 quarterback pressures, two passes defended, three forced fumbles and one fumble recovery. Named a consensus All-American after garnering first-team All-America honors from four of the NCAA's recognized selectors: Associated Press, American Football Coaches Association, Football Writers Association of America and Walter Camp Football Foundation. Also earned first-team All-America recognition by CBS Sports, ESPN, Phil Steele and Pro Football Focus. Awarded first team All-ACC honors and was a semifinalist for the Bednarik Award.
- As a junior (2019), suffered a season-ending injury during training camp.
- As a sophomore (2018), started all 14 games at defensive end and amassed 47 tackles, 14.0 tackles for loss, 6.5 sacks, 10 quarterback

- pressures, four passes defended, two forced fumbles and three fumble recoveries. Led the team in tackles for loss, sacks, and fumble recoveries. Tied for the ACC lead and ranked sixth nationally in fumble recoveries.
- As a redshirt freshman (2017), saw action in all 12 games and made five starts. Tallied 28 tackles, six tackles for loss, three sacks, six quarterback pressures and three passes defended.
- Redshirted in 2016.
- Graduated from Pittsburgh in 2020 with a degree in finance and business information systems.

PERSONAL:

- Attended Cooper City (Fla.) High School where he was a two-way player at defensive end and tight end and an all-county selection. Compiled 65 tackles, seven sacks, one pick-six, six passes defended, two forced fumbles, two blocked field goals and two blocked punts.
- Selected to play in the Broward County All-Star Classic and the Florida Athletic Coaches Association North vs. South All-Star Classic.
- Also participated in basketball and was a three-year starter. He played center and power forward.
- Son of Autumn DeLaPorte and Nevin Weaver.
- Has two sisters.
- Follow Weaver on Twitter and Instagram @RashadWeaver.
- Born Rashad Capone Weaver on Nov. 10, 1997 in Marion, Ind.

RASHAD WEAVER'S GAME-BY-GAME

2021 Tennessee Titans

Date	Opp	W/L	P/S	Tot Solo Asst	Sk	- Yds	QBP	TFL	Int	- Yds	-TD	PD	FF	FR	- Yds	SpT
Sept 12	Ari	L	IA													
Sept 19	@ Sea	W	p	0	0	0	0.0	0	0	0	0	0	0	0	0	0
Sept 26	Ind	W	p	2	0	2	0.0	0	0	0	0	0	0	0	0	0
Oct 3	@ NYJ			Placed on injured reserve on Sept. 28, 2021												
Totals		2-1	2/0	2	0	2	0.0	0	0	0	0	0	0	0	0	0

2022 Tennessee Titans

Date	Opp	W/L	P/S	Tot Solo Asst	Sk	- Yds	QBP	TFL	Int	- Yds	-TD	PD	FF	FR	- Yds	SpT
Sept 11	NYG	L	p	4	3	1	2.0	7.0	3	2	0	0	0	0	0	0
Sept 19	@ Buf	L	p	0	0	0	0.0	0.0	1	0	0	0	0	0	0	0
Sept 25	LV	W	S	2	2	0	1.0	7.0	4	1	0	0	0	0	0	0
Oct 2	@ Ind	W	p	2	2	0	1.0	4.0	3	1	0	0	0	1	0	0
Oct 9	@ Was	W	S	1	1	0	0.0	0.0	1	0	0	0	0	1	0	0
Oct 23	Ind	W	p	1	0	1	0.0	0.0	1	0	0	0	0	0	0	0
Oct 30	@ Hou	W	IA													
Nov 6	@ KC	L	p	0	0	0	0.0	0.0	5	0	0	0	0	0	0	0
Nov 13	Den	W	p	2	1	1	1.5	9.0	8	0	0	0	0	1	1	0
Nov 17	@ GB	W	p	0	0	0	0.0	0.0	3	0	0	0	0	0	0	0
Nov 27	Cin	L	p	3	1	2	0.0	0.0	1	0	0	0	0	0	0	0

Dec 4	@ Phi	L	p	3	2	1	0.0	0.0	1	1	0	0	0	0	0	0
Dec 11	Jax	L	p	1	1	0	0.0	0.0	0	1	0	0	0	2	0	0
Dec 18	@ LAC	L	p	2	1	1	0.0	0.0	5	0	0	0	0	0	0	0
Dec 24	Hou	L	p	3	2	1	0.0	0.0	2	1	0	0	0	0	0	0
Dec 29	Dal	L	S	3	2	1	0.0	0.0	0	0	0	0	0	1	0	0
Jan 7	@ Jax	L	S	0	0	0	0.0	0.0	1	0	0	0	0	1	0	1
Totals		7-10	16/4	27	18	9	5.5	27.0	39	7	0	0	0	6	2	1

RASHAD WEAVER'S NFL STATISTICS

REGULAR SEASON		TACKLES									INTERCEPTIONS					FUMBLES			
Year	Team	GP	GS	Tot	Solo	Asst	Sk	Yds	QBP	TFL	No	Yds	Lg	TD	PD	FF	FR	Yds	SpT
2021	Tennessee	2	0	2	0	2	0.0	0.0	0	0	0	0	0	0	0	0	0	0	0
2022	Tennessee	16	4	27	18	9	5.5	27.0	39	7	0	0	0	0	6	2	1	0	0
NFL Totals		18	4	29	18	11	5.5	27.0	39	7	0	0	0	0	6	2	1	0	0

Single-Game Highs

Tackles - **4 vs. N.Y. Giants (9/11/22)**

Sacks - **2 vs. N.Y. Giants (9/11/22)**

Tackles for Loss - **2 vs. N.Y. Giants (9/11/22)**

Quarterback Pressures - **8 vs. Denver (11/13/22)**

Forced Fumbles - **1 (Twice, last vs. Denver 11/13/22)**

Fumble Recoveries - **1 at Jacksonville (1/7/23)**

Passes Defensed - **2 vs. Jacksonville (12/11/22)**



15 NICK WESTBROOK-IKHINE

WIDE RECEIVER • 6'2" • 211 LBS • COLLEGE: INDIANA
ACQUIRED: FREE AGENT - 2020 • NFL EXPERIENCE (NFL/TITANS): 3/3
HOMETOWN: LAKE MARY, FLA.
GAMES PLAYED/GAMES STARTED: 47/21 (PLAYOFFS: 2/0)



PRO: The Titans signed Nick Westbrook-Ikhine as a rookie free agent following the 2020 NFL Draft. The 6-foot-2-inch, 211-pounder provides versatility to the passing game with his ability to line up in multiple positions, while also contributing on special teams. In his first two seasons with the Titans, Westbrook-Ikhine appeared in 30 games with eight starts and caught 41 passes for 509 yards with four touchdowns. He set career-highs in 2021 in games played (16), games started (seven), receptions (38), receiving yards (476), and touchdowns (four). The Lake Mary, Fla., native appeared in 52 games with 36 starts and totaled 144 receptions for 2,226 yards with 16 touchdowns over four seasons at Indiana.

CAREER HIGHLIGHTS:

- In 2021, Westbrook-Ikhine set career marks in games played (16), games started (seven), receptions (38), receiving yards (476), reception long (46), and touchdowns (four). His receptions, receiving yards, and receiving touchdowns ranked second on the team.
- In 2021, Westbrook-Ikhine registered his first career 100-yard receiving game with seven catches for 107 yards against Houston (11/21/21).
- As a rookie in 2020, Westbrook-Ikhine saw action in 14 games with one start and collected three receptions for 33 yards.

TITANS TIDBITS:

- As an avid dog lover, Westbrook-Ikhine took care of dogs while in college through the popular app "Rover." Westbrook-Ikhine joined Rover the summer before his senior year at Indiana, and he would set his rate \$10-15 lower than the average price to ensure he was selected as a dog-sitter. Westbrook-Ikhine would bring the dogs everywhere with him, even to Indiana's indoor field, and would let the dogs run around on the turf. He has his own rescue dog now named Winston.
- In 2021, Westbrook-Ikhine was named the team's Ed Block Courage Award recipient.

CAREER TRANSACTIONS:

- The Lake Mary, Fla., native was signed by the Titans as a rookie free agent on May 7, 2020.
- Waived by the Titans on Sept. 5, 2020 and signed to the practice squad a day later.
- Activated from the practice squad to the active roster standard elevation on Sept. 14, 2020.
- Signed by the Titans from the practice squad to the active roster on Sept. 16, 2020.

SEASON RECAPS:

- 2022 (17/13):** Played in all 17 games with 13 starts at wide receiver and registered 25 receptions for 397 yards with three touchdowns. Led the team in receiving yards twice in 2022 (at WAS, vs. DEN). Tied for the team lead in receptions twice in 2022 (vs. DEN, vs. CIN). Has two career 100-yard receiving performances, including one in 2022 (vs. DEN). Registered a career-high two receiving touchdowns against Denver (11/13/22).
- Against N.Y. Giants (9/11), started at wide receiver and caught one pass for 13 yards.
 - At Buffalo (9/19), started at wide receiver and snared one pass for 13 yards. Helped set up the Titans' touchdown with a 13-yard, toe-drag grab down to the Bills' two-yard line during the opening drive.
 - Against Las Vegas (9/25), started at wide receiver and hauled in three passes for 40 yards. Kept the Titans' third touchdown drive alive with a 10-yard catch on third-and-three in the second quarter.
 - At Indianapolis (10/2), played as a reserve at wide receiver.
 - At Washington (10/9), started at wide receiver and snared two receptions

for a team-best 72 receiving yards. Set up the Titans' game-winning touchdown with a career-long 61-yard grab to the Washington 12-yard line in the third quarter.

- Against Indianapolis (10/23), started at wide receiver.
- At Houston (10/30), started at wide receiver and helped open holes for Titans' ball carriers to gain 314 rushing yards, the second-highest total in franchise history, including a 219-yard, two-touchdown performance by Derrick Henry.
- At Kansas City (11/6), played as a reserve at wide receiver.
- Against Denver (11/13), started at wide receiver and set career-highs with 119 receiving yards and two receiving touchdowns on five total catches. Cut the Broncos' lead to 10-7 with a nine-yard, toe-drag touchdown grab in the corner of the end zone on third-and-goal with 12 seconds remaining in the first half. Gave the Titans a 14-10 advantage with a 63-yard touchdown catch on a flea flicker in the third quarter.
- At Green Bay (11/17), started at wide receiver and caught two passes for 28 yards.
- Against Cincinnati (11/27), started at wide receiver and tied for the team lead with four catches for 58 yards. Extended the Titans' initial scoring drive with a 25-yard grab on third-and-10 late in the first quarter.
- At Philadelphia (12/4), played as a reserve at wide receiver and caught one pass for four yards.
- Against Jacksonville (12/11), started at wide receiver and caught three passes for 23 yards with a touchdown. Extended the Titans' opening touchdown drive with a 13-yard grab on third-and-five in the opening quarter. Snared a two-yard touchdown pass in the corner of the end zone in the fourth quarter.
- At L.A. Chargers (12/18), started at wide receiver.
- Against Houston (12/24), started at wide receiver and hauled in two receptions for 23 yards.
- Against Dallas (12/29), started at wide receiver and snared one reception for four yards.
- At Jacksonville (1/7), played as a reserve at wide receiver and on special teams.

2021 (16/7, 1/0): Saw action in 16 games with seven starts at wide receiver and ranked second on the team with 38 receptions, 476 receiving yards and four receiving touchdowns, establishing career highs in each category. Collected three special teams tackles on coverage units. Was inactive for one game. Played as a reserve in the postseason contest. Led or tied for the team lead in receptions three times in 2021 (vs. IND, at NE, at PIT). Led the team in receiving yards five times in 2021 (vs. IND, vs. HOU, at NE, at PIT, at HOU). Tied for the team lead in special teams tackles once in 2021 (vs. BUF). Named the team's Ed Block Courage Award recipient.

- Against Arizona (9/12), played as a reserve at wide receiver and on special teams. Set up the Titans' first touchdown with a 10-yard catch down to the Cardinals' one-yard line on third-and-10 in the second quarter.
- Against Indianapolis (9/26), started at wide receiver and led the way with a then-career-high four catches and a then-career-best 53 receiving yards with his first career touchdown. Corralled his first career touchdown reception on an 18-yard slant to give the Titans a 14-7 lead in the second quarter. Drew a 30-yard pass interference penalty during the Titans' third touchdown drive early in the fourth quarter.
- At N.Y. Jets (10/3), started at wide receiver and caught three passes for 29 yards.
- Against Buffalo (10/18), saw action as a reserve at wide receiver and caught three passes for 27 yards. Registered a special teams stop on coverage units. Hauled in all three receptions for 27 yards, including

an eight-yard grab on third-and-six during the Titans' game-winning touchdown drive in the fourth quarter.

- At Indianapolis (10/31), played as a reserve at wide receiver and caught two passes for 16 yards with a touchdown. Posted a special teams tackle on coverage units. Gave the Titans a 21-17 lead with a five-yard touchdown catch on third-and-four in the third stanza.
- At L.A. Rams (11/7), saw action as a reserve at wide receiver and caught one pass for 14 yards. Extended the Titans' second touchdown drive with a 14-yard grab on third-and-four in the second quarter.
- Against New Orleans (11/14), started at wide receiver and hauled in one reception for 10 yards. Recovered the Saints' onside kick late in the fourth quarter which sealed the victory.
- Against Houston (11/21), led the team with a career-high 107 receiving yards on a career-best seven receptions. Kept the Titans' touchdown drive alive in the third quarter with an 16-yard reception on third-and-nine.
- At New England (11/28), started at wide receiver and tied for the team lead with two receptions for a team-high 25 yards with a touchdown. Cut the Patriots lead to 7-6 with a one-yard touchdown catch from Ryan Tannehill on third-and-one early in the second quarter.
- Against Jacksonville (12/12), started at wide receiver and posted three catches for 31 yards.
- At Pittsburgh (12/19), started at wide receiver and tied for the team lead with four catches for a team-best 32 receiving yards.
- Against San Francisco (12/23), played as a reserve at wide receiver and snared two receptions for 38 yards. Extended the Titans' first scoring drive with a 24-yard reception on third-and-15 in the third quarter.
- At Houston (1/9), played as a reserve at wide receiver and led the team with 78 receiving yards on four catches with a touchdown. Hauled in a 29-yard reception over the middle and between two defenders in the opening quarter. Snared a four-yard touchdown pass with 11 seconds remaining in the first half. Got open after Tannehill somehow eluded a sack and snagged a 36-yard completion on third-and-five in the fourth quarter.
- Against Cincinnati (1/22), saw action as a reserve at wide receiver in the divisional playoff match.

2020 (14/1, 1/0): Appeared in 14 games with one start at wide receiver as a rookie and caught three passes for 33 yards. Collected two special teams tackles on coverage units. Was inactive for two games. Saw action as a reserve in the postseason contest and caught two passes for 17 yards and led the team with a special teams tackle. Led or tied for the team lead in special teams tackles twice in 2020 (at HOU, vs. BAL). Made his NFL debut against Jacksonville (9/20/20). Made his first career start against Houston (10/18/20).

- Against Jacksonville (9/20), played as a reserve on special teams and at wide receiver in his first NFL contest.
- Against Buffalo (10/13), played significant snaps as a reserve at wide receiver and notched his first career NFL reception for seven yards.
- Against Houston (10/18), made his first career start at wide receiver and hauled in a two-point conversion in the fourth quarter. Increased the Titans' lead to 29-23 with a two-point conversion grab in the back of the endzone in the fourth quarter.
- At Baltimore (11/22), played as a reserve on special teams and caught one pass from Logan Woodside for seven yards on a fake punt in the second quarter.
- Against Detroit (12/20), played as a reserve on special teams. Notched a tackle on defense and a special teams stop on coverage units. Raced down the field as a gunner and stonewalled Jamal Agnew for a one-yard loss on a punt return in the third quarter. Sniffed out a fake punt and stuffed C.J. Moore one yard short of the first down in the fourth quarter.
- At Green Bay (12/27), saw action as a reserve at wide receiver and on special teams. Hauled in one pass for 19 yards.
- At Houston (1/3), played as a reserve at wide receiver and on special teams in the Titans' division-clinching victory. Notched a special teams tackle on coverage units.
- Against Baltimore (1/10), saw action as a reserve at wide receiver and caught two passes for 17 yards in his postseason debut. Registered a special teams tackle on coverage units.

COLLEGE:

- Appeared in 52 games with 36 starts and totaled 144 receptions for 2,226 yards with 16 touchdowns over four seasons at Indiana. Ranked sixth in school history in catches, seventh in yardage and touchdowns, and tied for

seventh in 100-yard receiving games (six). Became the seventh Hoosier to reach 125 receptions and 2,000 yards.

- As a senior (2019), appeared in all 13 games and made 12 starts. Caught 42 passes for 572 yards and a team-high five touchdowns. Named as a William V. Campbell Trophy semifinalist.
- As a redshirt junior (2018), started all 12 games and made 42 catches for a team-leading 590 yards and four touchdowns. Named to the Biletnikoff Award Watch List.
- As a junior (2017), received a medical redshirt after suffering a season-ending injury in the season opener.
- As a sophomore (2016), saw action in all 13 games and made 12 starts. Made 54 receptions for 995 yards and six touchdowns, all of which were career-high marks. His 995 yards led the team and ranked seventh on Indiana's single-season list.
- As a freshman (2015), appeared in all 13 games and made six receptions for 69 yards and one touchdown.
- Graduated in December 2019 with a business marketing degree from Indiana.

PERSONAL:

- Attended Lake Mary (Fla.) High School where he was named first team all-state, all-district and All-Central Florida as a senior after he recorded 84 receptions for 1,853 yards and 21 touchdowns.
- Caught 52 passes for 826 yards and 13 scores as a junior.
- Also lettered in track and field and lacrosse.
- Son of Amy and Jeff Nickel.
- Follow Westbrook-Ikhine on Twitter @nick_west15 and on Instagram @nickwestbrook15.
- Born Nicholas Westbrook-Ikhine on March 21, 1997 in Lake Mary, Fla.

NICK WESTBROOK-IKHINE'S GAME-BY-GAME

2020 Tennessee Titans				RECEIVING					
Date	Opp.	W/L	P/S	No	Yds	Avg	Lg	TD	
Sept 14	@ Den	W	IA						
Sept 20	Jax	W	p	0	0	-	0	0	
Sept 27	@ Min	W	p	0	0	-	0	0	
Oct 13	Buf	W	p	1	7	7.0	7	0	
Oct 18	Hou	W	S	0	0	-	0	0	
Oct 25	Pit	L	p	0	0	-	0	0	
Nov 1	@ Cin	L	p	0	0	-	0	0	
Nov 8	Chi	W	p	0	0	-	0	0	
Nov 12	Ind	L	p	0	0	-	0	0	
Nov 22	@ Bal	W	p	1	7	7.0	7	0	
Nov 29	@ Ind	W	p	0	0	-	0	0	
Dec 6	Cle	L	IA						
Dec 13	@ Jax	W	p	0	0	-	0	0	
Dec 20	Det	W	p	0	0	-	0	0	
Dec 27	@ GB	L	p	1	19	19.0	19	0	
Jan 3	@ Hou	W	p	0	0	-	0	0	
Totals		11-5	14/1	3	33	11.0	19	0	
Playoffs									
Jan 10	Bal	L	p	2	17	8.5	12	0	
Totals		0-1	1/0	2	17	8.5	12	0	

2021 Tennessee Titans				RECEIVING					
Date	Opp.	W/L	P/S	No	Yds	Avg	Lg	TD	
Sept 12	Ari	L	p	1	10	10.0	10	0	
Sept 19	@ Sea	W	p	1	6	6.0	6	0	
Sept 26	Ind	W	S	4	53	13.3	18t	1	
Oct 3	@ NYJ	L	S	3	29	9.7	18	0	
Oct 10	@ Jax	W	IA						
Oct 18	Buf	W	p	3	27	9.0	14	0	
Oct 24	KC	W	p	0	0	-	0	0	
Oct 31	@ Ind	W	p	2	16	8.0	11	1	
Nov 7	@ LAR	W	p	1	14	14.0	14	0	

Nov 14	NO	W	S	1	10	10.0	10	0
Nov 21	Hou	L	p	7	107	15.3	46	0
Nov 28	@ NE	L	S	2	25	12.5	24	1
Dec 12	Jax	W	S	3	31	10.3	15	0
Dec 19	@ Pit	L	S	4	32	8.0	12	0
Dec 23	SF	W	p	2	38	19.0	24	0
Jan 2	Mia	W	S	0	0	-	0	0
Jan 9	@ Hou	W	p	4	78	19.5	36	1
Totals		12-5	16/7	38	476	12.5	46	4
Playoffs								
Jan 22	Cin	L	p	0	0	-	0	0
Totals		0-1	1/0	0	0	-	0	0

2022 Tennessee Titans				RECEIVING					
Date	Opp.	W/L	P/S	No	Yds	Avg	Lg	TD	
Sept 11	NYG	L	S	1	13	13.0	13	0	
Sept 19	@ Buf	L	S	1	13	13.0	13	0	
Sept 25	LV	W	S	3	40	13.3	15	0	
Oct 2	@ Ind	W	p	0	0	-	0	0	
Oct 9	@ Was	W	S	2	72	36.0	61	0	
Oct 23	Ind	W	S	0	0	-	0	0	
Oct 30	@ Hou	W	S	0	0	-	0	0	
Nov 6	@ KC	L	p	0	0	-	0	0	
Nov 13	Den	W	S	5	119	23.8	63t	2	
Nov 17	@ GB	W	S	2	28	14.0	19	0	
Nov 27	Cin	L	S	4	58	14.5	25	0	
Dec 4	@ Phi	L	p	1	4	4.0	4	0	
Dec 11	Jax	L	S	3	23	7.7	13	1	
Dec 18	@ LAC	L	S	0	0	-	0	0	
Dec 24	Hou	L	S	2	23	11.5	14	0	
Dec 29	Dal	L	S	1	4	4.0	4	0	
Jan 7	@ Jax	L	p	0	0	-	0	0	
Totals		7-10	17/13	25	397	15.9	63t	3	

NICK WESTBROOK-IKHINE'S NFL STATISTICS

REGULAR SEASON				RECEIVING					RUSHING				
Year	Team	GP	GS	No	Yds	Avg	Lg	TD	Att	Yds	Avg	Lg	TD
2020	Tennessee	14	1	3	33	11.0	19	0	0	0	-	0	0
2021	Tennessee	16	7	38	476	12.5	46	4	0	0	-	0	0
2022	Tennessee	17	13	25	397	15.9	63t	3	0	0	-	0	0
NFL Totals		47	21	66	906	13.7	63t	7	0	0	-	0	0

PLAYOFFS				RECEIVING					RUSHING				
Year	Team	GP	GS	No	Yds	Avg	Lg	TD	Att	Yds	Avg	Lg	TD
2020	Tennessee	1	0	2	17	8.5	12	0	0	0	-	0	0
2021	Tennessee	1	0	0	0	-	0	0	0	0	-	0	0
NFL Totals		2	0	2	17	8.5	12	0	0	0	-	0	0

Single-Game Highs

Receptions - 7 vs. Houston (11/21/21)
 Receiving Yards - **119 vs. Denver (11/13/22)**
 Long Reception - **63t vs. Denver (11/13/22)**
 Receiving Touchdowns - **2 vs. Denver (11/13/22)**

Additional Career Statistics

Tackles - 1 (2020)
 Special Teams Tackles - 2 (2020), 3 (2021)
 Misc. Tackles - 1 (2020), **1 (2022)**
 Two-Point Conversions - 1 reception (2020)
 Fumble Recoveries - **1 (2022)**

Playoff Single-Game Highs

Receptions - 2 vs. Baltimore (1/10/21)
 Receiving Yards - 17 vs. Baltimore (1/10/21)
 Long Reception - 12 vs. Baltimore (1/10/21)

Additional Career Playoff Statistics

Special Teams Tackles - 1 (2020)



7 MALIK WILLIS

QUARTERBACK • 6'1" • 219 LBS • COLLEGE: LIBERTY

ACQUIRED: 3RD ROUND - 2022

NFL EXPERIENCE (NFL/TITANS): ROOKIE • HOMETOWN: ATLANTA, GA.

GAMES PLAYED/GAMES STARTED: 8/3 (PLAYOFFS: 0/0)



PRO: The Titans selected Malik Willis in the third round (86th overall) of the 2022 NFL Draft. The 6-foot-1-inch, 219-pound signal caller possesses a dynamic skill set that includes a strong, accurate arm and elusiveness as a runner. A native of Atlanta, Ga., he spent three total years at Liberty, including a 2019 redshirt campaign, after transferring from Auburn. During his two seasons as Liberty's starting signal caller, he directed the Flames to two bowl victories and led the FBS with 74 total passing (47) and rushing (27) touchdowns. He was the third quarterback drafted in 2022 after the Titans traded up four spots in the third round to select him.

CAREER HIGHLIGHTS:

- In his final season at Liberty in 2021, Willis led the Flames to an 8-5 record and a bowl win. He completed 207 of 339 passes for 2,857 yards and 27 touchdowns to go along with 197 rushing attempts for 878 yards and 13 touchdowns.

TITANS TIDBITS:

- In recognition of his stellar play on the field and outstanding character off the gridiron, Willis was named the 2021 Bobby Bowden Trophy winner. The award is presented annually to "a college football player who epitomizes a student-athlete of faith and conducts himself as an exemplary model in the classroom, on the field, on the campus and in the community." The other two finalists for the 2021 award were Georgia kicker/punter Jake Camarda and Michigan defensive end Aidan Hutchinson.
- Willis' uncle James Anderson was a linebacker who played 10 seasons in the NFL, including time in 2014 with the Titans. Anderson also played with the Panthers (2006-12), Bears (2013) and Saints (2015). Willis' cousin Nigel Warrior was a defensive back at the University of Tennessee (2016-19) before playing in the NFL for the Ravens (2020) and Seahawks (2021).
- Willis says that one of his bucket list goals is to one day win the Walter Payton NFL Man of the Year Award.
- Off the field, Willis enjoys playing video games and lists Call of Duty, Madden NFL, NBA2K and FIFA as his favorites.

CAREER TRANSACTIONS:

- The Atlanta, Ga., native was selected by the Titans in the third round (86th overall) of the 2022 NFL Draft.

SEASON RECAPS:

2022 (8/3): Saw action in eight games with three starts at quarterback during his rookie campaign. Completed 31 of 61 passes for 276 yards with three interceptions. Carried the ball 27 times for 123 yards with a rushing score. Did not play as the backup quarterback in nine contests.

- Against N.Y. Giants (9/11), did not play as the backup quarterback.
- At Buffalo (9/19), entered the game at quarterback late in the third quarter and completed one of four passes for six yards. Rushed four times for 16 yards.
- Against Las Vegas (9/25), did not play as the backup quarterback.
- At Indianapolis (10/2), did not play as the backup quarterback.
- At Washington (10/9), did not play as the backup quarterback.
- Against Indianapolis (10/23), saw limited action as a reserve at quarterback.
- At Houston (10/30), made his first career start and earned his first career victory. Completed six of 10 passes for 55 yards with an interception. Rushed five times for 12 yards. Became the sixth rookie quarterback in franchise history and the first since Marcus Mariota in 2015 to win his first NFL start.

- At Kansas City (11/6), started at quarterback and completed five of 16 passes for 80 yards. Rushed eight times for 40 yards. Kickstarted the Titans' first touchdown drive with a 16-yard pass to Austin Hooper along the sideline in the second quarter. Set up the Titans' second touchdown with an 18-yard, back-shoulder throw to Hooper to the Chiefs' two-yard line in the second stanza.

- Against Denver (11/13), entered the game for a single play that resulted in a fumble in the fourth quarter.
- At Green Bay (11/17), did not play as the backup quarterback.
- Against Cincinnati (11/27), did not see action as the backup quarterback.
- At Philadelphia (12/4), played as a reserve late in the fourth quarter and completed two of four passes for 16 yards. Rushed once for eight yards.
- Against Jacksonville (12/11), did not play as the backup quarterback.
- At L.A. Chargers (12/18), played a series as a reserve in the second quarter after Ryan Tannehill left the game with an injury. Completed three of four passes for 20 yards. Rushed once for eight yards.
- Against Houston (12/24), started at quarterback and completed 14 of 23 passes for 99 yards with two interceptions. Rushed seven times for 43 yards with his first career rushing touchdown. Extended the Titans' first touchdown drive with a three-yard sneak on fourth-and-one in the first quarter. Gave the Titans a 14-10 lead with a 14-yard touchdown run off left tackle in the third quarter.
- Against Dallas (12/29), did not play as the backup quarterback.
- At Jacksonville (1/7), did not play as the backup quarterback.

COLLEGE:

- Played two seasons at Liberty after spending his first two collegiate seasons at Auburn. In four total seasons, he appeared in 38 games with 23 starts, completing 388 of 618 passes for 5,186 yards and 48 touchdowns with 18 interceptions. He also rushed for 2,131 yards and 29 touchdowns on 366 career rushing attempts. His 74 total passing and rushing touchdowns from 2020 to 2021 ranked first among all FBS players. His record in 23 career starts was 17-6, all with Liberty, including two bowl victories.

AS A SENIOR (2021), started all 13 games at quarterback. Completed 207 of 339 passing attempts for 2,857 yards and 27 touchdowns, and he also led Liberty in rushing with 878 yards and 13 touchdowns on 197 carries. Honors included Bobby Bowden Trophy, Davey O'Brien National Quarterback Award semifinalist, Maxwell Award semifinalist, Phil Steele Postseason All-Independent first team and 2022 Reese's Senior Bowl invitation. His 3,736 total offensive yards ranked second in program history for a single season. Broke his own single-season school record with 40 total touchdowns. Ranked eighth in the country in points responsible for (242/18.6 per game), 18th in passing touchdowns, 20th in total offense (287.7 yards per game) and 20th in passing yards per completion (13.83).

- Against Old Dominion (9/18), passed for 242 yards and four touchdowns while adding 77 rushing yards and two rushing touchdowns.
- At UAB (10/2), passed for 287 yards and one touchdown and rushed 15 times for 144 yards and a pair of touchdowns.
- At Louisiana-Monroe (10/16), rushed for a season-high 157 yards with two touchdowns.
- Against UMass (10/30), passed for a season-high 307 yards and four touchdowns.
- Against Army (11/27), passed for 305 yards and one touchdown and added 37 rushing yards with one rushing score.
- Against Eastern Michigan (12/18), named the MVP of the LendingTree Bowl, finishing the game with five total touchdowns (three passing, two

rushing) and 289 yards of total offense (231 passing, 58 rushing).

AS A JUNIOR (2020), started all 10 games in which he played in his first season as Liberty's quarterback after sitting out 2019 due to transfer rules. Won each of his first seven career starts. Completed 170 of 265 passes for 2,260 yards, 20 touchdowns and six interceptions. Added 141 rushing attempts for 944 yards and 14 touchdowns. Had at least one rushing touchdown in eight of his 10 games. Led all FBS quarterbacks in rushing yards and touchdowns. Other national rankings included eighth in points responsible for (204) and points responsible for per game (20.4); ninth in total offense (320.4 yards per game); 11th in total touchdowns (14); 17th in passing efficiency (156.2); and 16th in passing touchdowns.

- At Western Kentucky (9/19), rushed for a career-high 168 yards and three touchdowns during his first collegiate start. His 168 rushing yards were the most in program history in a single game by a Liberty quarterback.
- Against Southern Miss (10/24), passed for a career-high 345 yards and tied a program record with a career-high six passing touchdowns.
- Against Western Carolina (11/14), passed for 306 yards and three touchdowns and added 97 rushing yards and a pair of rushing touchdowns.
- At Syracuse (10/17), led the Flames to their first-ever win over an ACC opponent, completing 16-of-20 pass attempts for 182 yards and a touchdown, while rushing for 58 yards and a touchdown.
- At Virginia Tech (11/7), guided the Flames to their first-ever win over the Hokies, passing for 217 yards and three touchdowns while rushing for 108 yards and a score.
- Against Coastal Carolina (12/26), named the FBC Mortgage Cure Bowl MVP after leading the Flames to the program's first-ever win over a national ranked FBS team (No. 9/11). Finished the contest completing 19 of 29 attempts for 220 yards, while rushing for 137 yards and four touchdowns.
- Redshirted under transfer rules during his first year at Liberty in 2019.

AS A SOPHOMORE (2018), appeared in eight games at Auburn, completing five of his seven pass attempts for 24 yards. Added 12 rushing attempts for 88 yards and one touchdown.

- Against Mississippi State (9/30), scored his first career touchdown on a 67-yard run.
- Against Liberty (11/17), recorded a 16-yard rushing touchdown for the Tigers.

AS A FRESHMAN (2017), saw action in seven games at Auburn, completing six of his seven pass attempts for 45 yards and one touchdown. Added 16 rushing attempts for 221 yards and a score.

- At Arkansas (10/21), completed his first collegiate touchdown pass (four yards to Devan Barrett) and added a 48-yard rushing attempt.
- Graduated from Liberty in December 2020 with a degree in interdisciplinary studies with a focus in business and sports management. He entered the NFL in 2022 three classes from receiving an MBA.

PERSONAL:

- Attended Roswell (Atlanta, Ga.) High School as a senior after transferring from Westlake (Atlanta, Ga.) High School.
- Led the Roswell Hornets to the Class 7A state title game as a senior. Passed for 2,562 yards, rushed for 1,033 yards, and accounted for 37 total touchdowns. Named Class 7A AJC offensive player of the year and first-team All-State.
- Also played high school baseball as a shortstop, third baseman, catcher and pitcher.
- Son of Shastca Grier and Harold Willis with one brother and one sister.
- Follow Willis on Twitter and Instagram at @malikwillis.
- Follow Willis on Tiktok at @malikwillisQB.
- Born Malik Antonio Willis on May 25, 1999 in College Park, Ga.

MALIK WILLIS' COLLEGE STATISTICS

Year	Team	GP/GS	PASSING							RUSHING					
			Att	Cmp	Pct	Yds	Yd/Att	TD	INT	Lg	Att	Yds	Avg.	Lg	TD
2017	Auburn	7/0	7	6	85.7	45	6.42	1	0	37	16	221	13.8	67	1
2018	Auburn	8/0	7	5	71.4	24	3.43	0	0	7	12	88	7.3	30	1
2019	Liberty	0/0	Redshirt Season												
2020	Liberty	10/10	265	170	64.2	2,260	8.53	20	6	83	141	944	6.7	67	14
2021	Liberty	13/13	339	207	61.1	2,857	8.43	27	12	70	197	878	4.5	56	13
College Totals		38/23	618	388	62.7	5,186	8.39	48	18	83	366	2,131	5.8	67	29

Single-Game Highs

- Attempts - 46 vs. Army (11/27/21)
- Completions - 24 (Three times, last vs. Army 11/27/21)
- Passing Yards - 345 vs. Southern Mississippi (10/24/20)
- Touchdown Passes - 6 vs. Southern Mississippi (10/24/20)
- Long Completion - 83t vs. Western Carolina (11/14/20)

- Rushing Attempts - 27 at Mississippi (11/6/21)
- Rushing Yards - 168 at Western Kentucky (9/19/20)
- Rushing Long - 67 (Twice, last vs. Florida International 9/26/20)
- Rushing Touchdowns - 4 at Coastal Carolina (12/26/20)

MALIK WILLIS' GAME-BY-GAME

2022 Tennessee Titans				PASSING											RUSHING					COMBINED RUSH + PASS		
Date	Opp	W/L	P/S	Att	Cmp	Pct	Yds	Yds/Att	TD	Int	Lg	Sk	Lst	Rating	Att	Yds	Avg	Lg	TD	Yards	Touchdowns	
Sept 11	NYG	L	DNP																			
Sept 19	@ Buf	L	p	4	1	25.0	6	1.5	0	0	6	0	0	39.6	4	16	4.0	8	0	22		
Sept 25	LV	W	DNP																			
Oct 2	@ Ind	W	DNP																			
Oct 9	@ Was	W	DNP																			
Oct 23	Ind	W	p	0	0	-	0	-	0	0	0	0	0	-	0	0	-	0	0	0		
Oct 30	@ Hou	W	S	10	6	60.0	55	5.5	0	1	16	3	15	35.4	5	12	2.4	6	0	67		
Nov 6	@ KC	L	S	16	5	31.3	80	5.0	0	0	48	3	23	49.0	8	40	5.0	17	0	120		
Nov 13	Den	W	p	0	0	-	0	-	0	0	0	0	0	-	1	-4	-4.0	-4	0	-4		
Nov 17	@ GB	W	DNP																			
Nov 27	Cin	L	DNP																			
Dec 4	@ Phi	L	p	4	2	50.0	16	4.0	0	0	10	0	0	60.4	1	8	8.0	8	0	24		
Dec 11	Jax	L	DNP																			
Dec 18	@ LAC	L	p	4	3	75.0	20	5.0	0	0	7	0	0	85.4	1	8	8.0	8	0	28		
Dec 24	Hou	L	S	23	14	60.9	99	4.3	0	2	15	4	11	34.5	7	43	6.1	14t	1	142	14r	
Dec 29	Dal	L	DNP																			
Jan 7	@ Jax	L	DNP																			
Totals		7-10	8/3	61	31	50.8	276	4.5	0	3	48	10	49	42.8	27	123	4.6	17	1	399		

MALIK WILLIS' NFL STATISTICS

REGULAR SEASON			PASSING											RUSHING				
Year	Team	GP/GS	Att	Cmp	Pct	Yds	Yd/Att	TD	INT	Lg	Sk	Yds	Rat	Att	Yds	Avg	Lg	TD
2022	TEN	8/3	61	31	50.8	276	4.5	0	3	48	10	49	42.8	27	123	4.6	17	1
NFL Totals		8/3	61	31	50.8	276	4.5	0	3	48	10	49	42.8	27	123	4.6	17	1

Regular Season Career record as starter: 1-2 (.333)

Single-Game Highs

Attempts - **23 vs. Houston (12/24/22)**

Completions - **14 vs. Houston (12/24/22)**

Passing Yards - **99 vs. Houston (12/24/22)**

Touchdown Passes -

Long Completion - **48 at Kansas City (11/6/22)**

Completion Percentage - **60.9 vs. Houston (12/24/22)**

Passer Rating - **34.5 vs. Houston (12/24/22)**

Rushes - **8 at Kansas City (11/6/22)**

Rushing Yards - **43 vs. Houston (12/24/22)**

Long Rush - **17 at Kansas City (11/6/22)**

Rushing Touchdowns - **1 vs. Houston (12/24/22)**

Additional Statistics

Misc. Tackles - **1 (2022)**

Fumble Recoveries - **1 (2022)**



2 ROBERT WOODS

**WIDE RECEIVER • 6'0" • 195 LBS • COLLEGE: SOUTHERN CALIFORNIA
ACQUIRED: TRADE (LAR) - 2022 • NFL EXPERIENCE (NFL/TITANS): 10/1
HOMETOWN: GARDENA, CALIF.
GAMES PLAYED/GAMES STARTED: 142/130 (PLAYOFFS: 6/6)**



Super Bowl: 2021

PRO: The Titans acquired veteran wide receiver Robert Woods in a trade with the Los Angeles Rams during the 2022 offseason. The 6-foot, 195-pounder brings a complete skill set to his position, excelling in route running, making contested catches, and he is considered one of the best blocking receivers in the league. Woods entered the league as a second-round pick of the Buffalo Bills in the 2013 NFL Draft out of Southern California and spent his first four NFL seasons with the club. In 2017, he joined the Rams as an unrestricted free agent and collected 367 receptions for 4,626 yards with 23 receiving touchdowns in the last five seasons with the team.

CAREER HIGHLIGHTS:

- In 2020, Woods tied a career-best with 90 receptions for 936 yards with six touchdowns.
- In 2019, Woods notched a career-high-tying 90 catches for 1,134 yards and two touchdowns.
- In 2018, Woods posted 86 receptions for a career-high 1,219 yards with six touchdowns in his first season with the Los Angeles Rams.

TITANS TIDBITS:

- Woods' father and grandfather (both also named Robert) played football at Grambling State.
- In the spring of 2012, Woods and 15 of his Southern California teammates spent five days in Haiti building homes and assisting those in need.
- Woods is re-united with Titans wide receivers coach Rob Moore who was his coach with Buffalo in 2014. Titans offensive coordinator Todd Downing was also on the Bills' staff.

CAREER TRANSACTIONS:

- The Gardena, Calif., native was selected by the Buffalo Bills in the second round (41st overall) of the 2013 NFL Draft.
- Signed by the Los Angeles Rams as an unrestricted free agent on March 9, 2017.
- Traded by the Rams to the Titans for a 2023 sixth-round draft pick on March 20, 2022.

SEASON RECAPS:

2022 (17/15 - Tennessee): Played in all 17 games with 15 starts at wide receiver in his first season with the Titans. Led the team with 53 receptions and 527 receiving yards to go along with two receiving scores. Returned 11 punts for 90 yards. Led or tied for the team lead in receptions eight times in 2022 (at BUF, at IND, at WAS, vs. IND, at HOU, vs. HOU, vs. DAL, at JAX). Led the team in receiving yards three times in 2022 (vs. LV, at HOU, vs. HOU).

- Against N.Y. Giants (9/11), made his Titans debut as a starter at wide receiver and caught one pass for 13 yards.
- At Buffalo (9/19), started at wide receiver and tied for the team lead with four catches for 39 yards.
- Against Las Vegas (9/25), led the team with 85 receiving yards on four catches. Got the Titans' second touchdown drive going with a 41-yard grab to the Raiders' 14-yard line on the final play of the opening stanza. Helped set up the Titans' field goal just before halftime with a 21-yard punt return to the Raiders' 49-yard line.
- At Indianapolis (10/2), tied for the team lead with four catches for 30 yards with his first touchdown in a Titans' uniform. Gave the Titans an early 7-0 lead with a seven-yard touchdown grab in the first quarter.
- At Washington (10/9), tied for the team lead with four catches for 37 yards.

• Against Indianapolis (10/23), tied for the team lead with three receptions for 26 yards. Extended the Titans' opening scoring drive with a 13-yard grab on third-and-seven in the first stanza. Kept the Titans' third scoring drive alive with a seven-yard catch on third-and-four in the third quarter.

• At Houston (10/30), led the team with two receptions and 26 receiving yards. Helped open holes for Titans' ball carriers to gain 314 rushing yards, the second-highest total in franchise history, including a 219-yard, two-touchdown performance by Derrick Henry. Set up the Titans' first touchdown drive with a 16-yard punt return to the Texans' 37-yard line in the second quarter. Sealed the victory by recovering a Texans' onside-kick with 16 seconds remaining in the contest.

- At Kansas City (11/6), played as a reserve at wide receiver.
- Against Denver (11/13), started at wide receiver and caught two passes for 10 yards. Extended the Titans' opening touchdown drive with a six-yard catch on third-and-three late in the second quarter.
- At Green Bay (11/17), started at wide receiver and hauled in six receptions for 69 yards. Kept the Titans' second touchdown drive alive with a nine-yard reception on third-and-seven in the second quarter. Set up the Titans' final touchdown with a 32-yard reception to the Packers' 28-yard line late in the third quarter. It was the 600th reception of his NFL career.
- Against Cincinnati (11/27), started at wide receiver and caught two passes for 16 yards.
- At Philadelphia (12/4), started at wide receiver and snared a reception for six yards.
- Against Jacksonville (12/11), started at wide receiver and caught five passes for 49 yards.
- At L.A. Chargers (12/18), started at wide receiver and snared two passes for 12 yards.
- Against Houston (12/24), started at wide receiver and led the team with four receptions and 30 receiving yards.
- Against Dallas (12/29), started at wide receiver and led the team with five catches for 39 yards with a touchdown. Extended the Titans' touchdown drive with a nine-yard grab on third-and-six in the third quarter. Cut the Cowboys' lead to 17-13 with a seven-yard touchdown reception on third-and-six in the third quarter.
- At Jacksonville (1/7), started at wide receiver and tied for the team lead with four catches for 40 yards. Extended the Titans' opening scoring drive with a nine-yard reception on fourth-and-three in the first stanza.

2021 (9/9, 0/0 - L.A. Rams): Started the first nine games of the season at wide receiver and snared 45 receptions for 556 yards with four touchdowns. Placed on injured reserve on Nov. 24 and missed the final eight regular season games and the postseason contests.

- Against Arizona (10/3), posted four receptions for 48 yards with a 14-yard touchdown catch in the fourth quarter.
- At Seattle (10/7), caught a team-high 12 passes for 150 receiving yards.
- Against Tennessee (11/7), snared seven receptions for 98 yards.

2020 (16/16, 2/2 - L.A. Rams): Named a captain for the first time in his career. Started all 16 regular season games at wide receiver and finished with 936 receiving yards, tied his single-season receptions records with 90 catches and scored a season-high eight touchdowns.

- Against Dallas (9/13), recorded six receptions for 105 yards.
- At Buffalo (9/27), caught five receptions for 74 yards with a long of 31 yards. Rushed for 30 yards on three attempts.
- At Miami (11/1), caught seven passes for 85 yards with one touchdown.
- At Tampa Bay (11/23), recorded 130 yards receiving on a team-high 12 receptions and scored one touchdown. Hauled in a 35-yard strike in the

final seconds of the first half to set up a 38-yard field goal as time expired in the second quarter.

- At Arizona (12/6), led the team with 10 receptions and 85 receiving yards.
- At Seattle (1/9), caught four passes for 48 yards with one touchdown in the wild card round.

2019 (15/15 - L.A. Rams): Started 15 games at wide receiver and ranked second on the team with a career-high-tying 90 receptions and 1,134 receiving yards. His 90 receptions was good for the eighth-best single-season output in franchise history. He became the first Rams player to have consecutive seasons with over 1,000 receiving yards since Torry Holt finished a run of eight-straight seasons from 2000-2007. Was inactive for one contest.

- At Carolina (9/8), hauled in eight receptions for a team-high 70 yards.
- Against Tampa Bay (9/29), grabbed a season best 13 receptions for 164 yards. Entered the top-20 in franchise history with 2,307 receiving yards.
- At Pittsburgh (11/10), caught seven passes for 95 yards with a long of 24 yards.
- Against Baltimore (11/25), caught six passes for 97 yards with a long of 38 yards.
- At Arizona (12/1), snared in a career-best 172 receiving yards on 13 receptions with a long of 48 yards.
- Against Seattle (12/8), posted in seven receptions for 98 yards with his first touchdown of the season.
- At San Francisco (12/21), hauled in eight receptions for 117 yards with a long of 29 yards.

2018 (16/16, 3/3 - L.A. Rams): Started all 16 regular season games at wide receiver and finished with a career-high 1,219 receiving yards, a then career-best 86 receptions with a career-high-tying six touchdowns. Averaged 14.2 yards per reception and proved his versatility by totaling 157 rushing yards on 19 carries and one rushing touchdown. Started all three postseason games and notched 17 receptions for 172 yards.

- Against L.A. Chargers (9/23), led the team in receptions (10), receiving yards (104) and touchdowns (two). Marked his first 100-plus yard game of the season, the sixth career and also his third career multi-touchdown game.
- Against Minnesota (9/27), caught all five targets for 101 yards and one touchdown. Had his longest reception of the season (36 yards).
- At Seattle (10/7), recorded five receptions for a team-leading 92 yards and tallied a career-long 56-yard rush.
- At Denver (10/14), led the team with seven receptions and 109 receiving yards.
- At San Francisco (10/21), recorded his 300th career reception. Led the team in receptions (five) and receiving yards (78) with a long of 32 yards.
- Against Seattle (11/11), tallied four receptions for 89 yards, while setting a single-season career high with 832 reception yards.
- At Detroit (12/2), led the team with five receptions and 67 receiving yards. Posted an eight-yard touchdown reception.
- At Chicago (12/9), led the team with seven receptions and 61 receiving yards. Eclipsed 1,000 total receiving yards for the first time in his career.
- At Arizona (12/23), led the team in receptions (six) and reception yards (89) with a long of 39 yards, which was a touchdown. Rushed the ball twice for 15 yards with the first rushing touchdown of his career.
- Against Dallas (1/12), led the team in receptions (six) and reception yards (69) in the divisional round.
- Against New England in Super Bowl LIII (2/3), totaled five receptions for 70 yards.

2017 (12/11, 1/1 - L.A. Rams): Saw action in 12 games with 11 starts in his first season with the Rams. Finished the regular season with a then career-high 781 receiving yards on 56 catches with five touchdowns. Was inactive for three contests and did not play in the regular season finale.

- At San Francisco (9/21), hauled in six receptions for 108 yards with a long 31-yard reception. It marked his fourth 100-plus yard receiving game of his career.
- At N.Y. Giants (11/5), snared two touchdowns on 70 receiving yards. Notched his first multi-touchdown game of his career. Converted a third-

and-33 with a 52-yard touchdown reception, only the third, third-and-30+ conversion since 1991.

- Against Houston (11/12), registered eight receptions for 171 yards and two touchdowns. Hauled in the third-longest reception in franchise history, a 94-yard touchdown reception from Jared Goff.
- At Seattle (12/17), grabbed six passes for 45 yards with a one-yard touchdown pass.
- Against Atlanta (1/6), led the team with nine receptions (nine) and 142 receiving yards in the wild card matchup. His 142 receiving yards are the fourth-highest output in a single postseason game in Rams history.

2016 (13/10 - Buffalo): Played in 13 games with 10 starts and led the Bills with 613 receiving yards, while finishing second on the squad with 51 receptions. Was inactive for three contests.

- At New England (10/2), hauled in seven receptions for 89 yards.
- Against San Francisco (10/16), caught five passes for 44 yards and a touchdown.
- At Seattle (11/7), notched a then career-high 10 receptions for 162 yards.

2015 (14/9 - Buffalo): Saw action in 14 games with nine starts at wide receiver and registered 47 receptions for 552 yards and three touchdowns. Placed on injured reserve on Dec. 22 and missed the final two regular season games.

- Against New England (9/20), hauled in three passes for 60 yards and one touchdown.
- At Jacksonville (10/25), tied a then career-high with nine receptions for 84 yards with a touchdown.
- At Philadelphia (12/13), collected five receptions for 106 yards.

2014 (16/15 - Buffalo): Played in all 16 games with 15 starts at wide receiver and notched 65 receptions for 699 yards with five touchdowns.

- Against New England (10/12), led the Bills with seven receptions for 78 yards and one touchdown.
- Against N.Y. Jets (11/24), set then career-highs with nine catches for 118 yards with a touchdown reception.
- At Oakland (12/21), posted seven catches for 52 yards with a 30-yard touchdown reception.

2013 (14/14 - Buffalo): Started all 14 games he played in as a rookie and became the first Bills rookie receiver with 40 receptions since 2004. Led the team in receiving yards three times. Was inactive for two contests.

- Against New England (9/8), caught his first career touchdown on an 18-yard reception from E.J. Manuel.
- Against Baltimore (9/29), led the Bills with 80 receiving yards on four catches with a touchdown.
- At Jacksonville (12/15), set then career highs with five receptions for 82 yards with his third touchdown of the season. All five of his receptions resulted in first downs.

COLLEGE:

- Started all 38 games in his three-year career at Southern California and finished his career as the Trojans' all-time leader with 252 receptions. Ranked eighth in program history with 2,930 receiving yards and second with 32 receiving touchdowns.
- Set the Trojans all-time record for most receptions in a game with 17 catches against Minnesota (9/3/11).
- As a junior (2012), saw action in all 13 games and registered 76 receptions for 846 yards with 11 touchdowns.
- As a sophomore (2011), started all 12 games and collected 111 catches for 1,292 yards with 15 touchdowns. Led the Pac-12 with 9.3 receptions per game.
- As a true freshman (2010), started all 13 games and posted a team-best 65 receptions for 792 yards with six touchdowns. Returned 38 kickoffs for 971 yards with a score. His 1,817 all-purpose yards set a Trojans' freshman season record. Was named the Pac-10's Offensive Freshman of the Year and became the first true freshman to start the season opener at wide receiver in the post-World War II era.
- Graduated with a bachelor's degree in policy, planning and development

from Southern California.

• Born Robert Thomas Woods on April 10, 1992 in Gardena, Calif.

PERSONAL:

- Attended Serra (Gardena, Calif.) High School where he played wide receiver and defensive back.
- As a senior (2009), was a member of the 2009 USA Today All-USA first team after tallying 15 touchdowns and more than 1,100 receiving yards. Added eight interceptions on defense, while helping the school to a 15-0 record and the California Division III championship.
- As a junior (2008), posted 81 receptions for 1,378 yards with 19 touchdowns on offense, while recording 87 tackles and seven interceptions (two returned for touchdowns) on defense. Returned five kickoffs and two punts for touchdowns while leading Serra to CIF Northwest Division finals.
- As a sophomore (2007), had 45 receptions for 801 yards with 12 touchdowns to go along with 273 rushing yards. Notched 81 tackles and nine interceptions on defense.
- Also ran track at Serra, where he won the CIF Division IV 200 and 400-meter races and was a member of the winning 1,600-meter relay team.
- Was the 2009 and 2010 South Bay Daily Breeze All-South Bay Track Athlete of the Year. Recorded bests of 21.01 in the 200 (fourth fastest in the nation in 2010) and 46.17 in the 400 (second fastest in the nation in 2010), plus a 45.8 split in the 1,600-meter relay.
- Follow Woods on Twitter at @robertwoods and on Instagram at @robertw10ds.

ROBERT WOODS' GAME-BY-GAME

2013 Buffalo Bills				RECEIVING				
Date	Opp.	W/L	P/S	No	Yds	Avg	Lg	TD
Sept 8	NE	L	S	1	18	18.0	18t	1
Sept 15	Car	W	S	4	68	17.0	28	0
Sept 22	@ NYJ	L	S	2	35	17.5	29	0
Sept 29	Bal	W	S	4	80	20.0	42t	1
Oct 3	@ Cle	L	S	5	64	12.8	24	0
Oct 13	Cin	L	S	2	9	4.5	6	0
Oct 20	@ Mia	W	S	3	24	8.0	11	0
Oct 27	@ NO	L	S	1	7	7.0	7	0
Nov 3	KC	L	S	4	44	11.0	18	0
Nov 10	@ Pit	L	IA					
Nov 17	NYJ	W	IA					
Dec 1	Atl	L	S	2	39	19.5	33	0
Dec 8	@ TB	L	S	3	20	6.7	9	0
Dec 15	@ Jax	W	S	5	82	16.4	20	1
Dec 22	Mia	W	S	3	70	23.3	57	0
Dec 29	@ NE	L	S	1	27	27.0	27	0
Totals		6-10	14/14	40	587	14.7	57	3

2015 Buffalo Bills				RECEIVING				
Date	Opp.	W/L	P/S	No	Yds	Avg	Lg	TD
Sept 13	Ind	W	p	2	27	13.5	15	0
Sept 20	NE	L	p	3	60	20.0	32t	1
Sept 27	@ Mia	W	p	4	38	9.5	16	0
Oct 4	NYG	L	p	3	33	11.0	17	0
Oct 11	@ Ten	W	S	1	6	6.0	6	0
Oct 18	Cin	L	S	4	47	11.8	22	0
Oct 25	@ Jax	L	S	9	84	9.3	16t	1
Nov 8	Mia	W	S	0	0	-	0	0
Nov 12	@ NYJ	W	S	3	19	6.3	10	0
Nov 23	@ NE	L	S	4	44	11.0	18	0
Nov 29	@ KC	L	S	3	25	8.3	12	0
Dec 6	Hou	W	S	2	19	9.5	17	1
Dec 13	@ Phi	L	p	5	106	21.2	37	0
Dec 20	@ Was	L	S	4	44	11.0	17	0
Dec 27	Dal	W	IA					
Jan 3	NYJ	W	IA					
Totals		8-8	14/9	47	552	11.7	37	3

2014 Buffalo Bills				RECEIVING				
Date	Opp.	W/L	P/S	No	Yds	Avg	Lg	TD
Sept 7	@ Chi	W	S	4	78	19.5	32	0
Sept 14	Mia	W	S	1	5	5.0	5	0
Sept 21	SD	L	S	3	19	6.3	15	0
Sept 28	@ Hou	L	S	3	17	5.7	13	0
Oct 5	@ Det	W	S	3	37	12.3	18	0
Oct 12	NE	L	S	7	78	11.1	35	1
Oct 19	Min	W	S	4	10	2.5	7	0
Oct 26	@ NYJ	W	S	3	50	16.7	25	1
Nov 9	KC	L	S	6	52	8.7	20	0
Nov 13	@ Mia	L	S	2	15	7.5	9	0
Nov 23	NYJ	W	S	9	118	13.1	37	1
Nov 30	Cle	W	S	4	71	17.8	34	0
Dec 7	@ Den	L	S	3	36	12.0	17	0
Dec 14	GB	W	S	2	22	11.0	18	0
Dec 21	@ Oak	L	S	7	52	7.4	30t	1
Dec 28	@ NE	W	p	4	39	9.8	20	1
Totals		9-7	16/15	65	699	10.8	37	5

2016 Buffalo Bills				RECEIVING				
Date	Opp.	W/L	P/S	No	Yds	Avg	Lg	TD
Sept 11	@ Bal	L	S	4	20	5.0	9	0
Sept 15	NYJ	L	S	1	10	10.0	10	0
Sept 25	Ari	W	S	6	51	8.5	24	0
Oct 2	@ NE	W	S	7	89	12.7	23	0
Oct 9	@ LAR	W	S	2	26	13.0	17	0
Oct 16	SF	W	S	5	44	8.8	18	1
Oct 23	@ Mia	L	IA					
Oct 30	NE	L	p	4	50	12.5	20	0
Nov 7	@ Sea	L	S	10	162	16.2	29	0
Nov 20	@ Cin	W	S	3	41	13.7	24	0
Nov 27	Jax	W	IA					
Dec 4	@ Oak	L	IA					
Dec 11	Pit	L	p	1	29	29.0	29	0
Dec 18	Cle	W	p	1	5	5.0	5	0
Dec 24	Mia	L	S	3	43	14.3	34	0
Jan 1	@ NYJ	L	S	4	43	10.8	16	0
Totals		7-9	13/10	51	613	12.0	34	1

ROBERT WOODS' GAME-BY-GAME CONT.

2017 Los Angeles Rams

				RECEIVING					
Date	Opp.	W/L	P/S	No	Yds	Avg	Lg	TD	
Sept 10	Ind	W	S	3	53	17.7	27	0	
Sept 17	Was	L	S	1	8	8.0	8	0	
Sept 21	@ SF	W	S	6	108	18.0	31	0	
Oct 1	@ Dal	W	S	2	17	8.5	19	0	
Oct 8	Sea	L	S	5	66	13.2	20	0	
Oct 15	@ Jax	W	S	5	70	14.0	22	0	
Oct 22	Ari	W	S	5	59	11.8	17	0	
Nov 5	@ NYG	W	S	4	70	17.5	52t	2	
Nov 12	Hou	W	p	8	171	21.4	94t	2	
Nov 19	@ Min	L	S	8	81	10.1	23	0	
Nov 26	NO	W	IA						
Dec 3	@ Ari	W	IA						
Dec 10	Phi	L	IA						
Dec 17	@ Sea	W	S	6	45	7.5	14	1	
Dec 24	@ Ten	W	S	3	33	11.0	13	0	
Dec 31	SF	L	DNP						
Totals		11-5	12/11	56	781	13.9	94t	5	
Playoffs									
Jan 6	Atl	L	S	9	142	15.8	38	0	
Totals		0-1	1/1	9	142	15.8	38	0	

2018 Los Angeles Rams

				RECEIVING					
Date	Opp.	W/L	P/S	No	Yds	Avg	Lg	TD	
Sept 10	@ Oak	W	S	3	37	12.3	20	0	
Sept 16	Ari	W	S	6	81	13.5	21	0	
Sept 23	LAC	W	S	10	104	10.4	22	2	
Sept 27	Min	W	S	5	101	20.2	36	1	
Oct 7	@ Sea	W	S	5	92	18.4	31	0	
Oct 14	@ Den	W	S	7	109	15.6	28	0	
Oct 21	@ SF	W	S	5	78	15.6	32	0	
Oct 28	GB	W	S	5	70	14.0	19	0	
Nov 4	@ NO	L	S	5	71	14.2	19	0	
Nov 11	Sea	W	S	4	89	22.3	35	0	
Nov 19	KC	W	S	4	72	18.0	36	1	
Dec 2	@ Det	W	S	5	67	13.4	23	1	
Dec 9	@ Chi	L	S	7	61	8.7	29	0	
Dec 16	Phi	L	S	7	74	10.6	20	0	
Dec 23	@ Ari	W	S	6	89	14.8	39t	1	
Dec 30	SF	W	S	2	24	12.0	18	0	
Totals		13-3	16/16	86	1,219	14.2	39t	6	
Playoffs									
Jan 12	Dal	W	S	6	69	11.5	18	0	
Jan 20	@ NO	W	S	6	33	5.5	16	0	
Feb 3	NE	L	S	5	70	14.0	18	0	
Totals		2-1	3/3	17	172	10.1	18	0	

2019 Los Angeles Rams

				RECEIVING					
Date	Opp.	W/L	P/S	No	Yds	Avg	Lg	TD	
Sept 8	@ Car	W	S	8	70	8.8	22	0	
Sept 15	NO	W	S	2	33	16.5	19	0	
Sept 22	@ Cle	W	S	3	40	13.3	18	0	
Sept 29	TB	L	S	13	164	12.6	37	0	
Oct 3	@ Sea	L	S	5	48	9.6	17	0	
Oct 13	SF	L	S	0	0	-	0	0	
Oct 20	@ Atl	W	S	5	80	16.0	25	0	
Oct 27	Cin	W	S	2	36	18.0	31	0	
Nov 10	@ Pit	L	S	7	95	13.6	24	0	
Nov 17	Chi	W	IA						
Nov 25	Bal	L	S	6	97	16.2	38	0	
Dec 1	@ Ari	W	S	13	172	13.2	48	0	
Dec 8	Sea	W	S	7	98	14.0	20	1	
Dec 15	@ Dal	L	S	4	17	4.3	6	0	
Dec 21	SF	L	S	8	117	14.6	29	0	
Dec 29	Ari	W	S	7	67	9.6	37	1	
Totals		9-7	15/15	90	1,134	12.6	48	2	

2020 Los Angeles Rams

				RECEIVING					
Date	Opp.	W/L	P/S	No	Yds	Avg	Lg	TD	
Sept 13	Dal	W	S	6	105	17.5	31	0	
Sept 20	@ Phi	W	S	2	14	7.0	13	0	
Sept 27	@ Buf	L	S	5	74	14.8	31	1	
Oct 4	NYG	W	S	6	36	6.0	15	0	
Oct 11	@ Was	W	S	4	71	17.8	56t	1	
Oct 18	@ SF	L	S	4	29	7.3	12	1	
Oct 26	Chi	W	S	3	22	7.3	13	0	
Nov 1	@ Mia	L	S	7	85	12.1	26	1	
Nov 15	Sea	W	S	5	33	6.6	8	0	
Nov 23	@ TB	W	S	12	130	10.8	35	1	
Nov 29	SF	L	S	7	80	11.4	30	0	
Dec 6	@ Ari	W	S	10	85	8.5	18	0	
Dec 10	NE	W	S	5	32	6.4	14	0	
Dec 19	NYJ	L	S	6	56	9.3	16	1	
Dec 27	@ Sea	L	S	4	48	12.0	19	0	
Jan 3	Ari	W	S	4	36	9.0	27	0	
Totals		10-6	16/16	90	936	10.4	56t	6	
Playoffs									
Jan 9	Cin	W	S	4	48	12.0	20	1	
Jan 16	@ GB	L	S	8	48	6.0	19	0	
Totals		1-1	2/2	12	96	8.0	20	1	

2021 Los Angeles Rams

				RECEIVING					
Date	Opp.	W/L	P/S	No	Yds	Avg	Lg	TD	
Sept 12	Chi	W	S	3	27	9.0	19	1	
Sept 19	@ Ind	W	S	5	64	12.8	16	0	
Sept 26	TB	W	S	3	33	11.0	20	0	
Oct 3	Ari	L	S	4	48	12.0	18	1	
Oct 7	@ Sea	W	S	12	150	12.5	25	0	
Oct 17	@ NYG	W	S	2	31	15.5	16	1	
Oct 24	Det	W	S	6	70	11.7	22	0	
Oct 31	@ Hou	W	S	3	35	11.7	28	1	
Nov 7	Ten	L	S	7	98	14.0	22	0	
Nov 15	@ SF	IA							
Placed on injured reserve on Nov. 24, 2021									
Totals		7-2	9/9	45	556	12.4	28	4	

2022 Tennessee Titans

				RECEIVING					
Date	Opp.	W/L	P/S	No	Yds	Avg	Lg	TD	
Sept 11	NYG	L	S	1	13	13.0	13	0	
Sept 19	@ Buf	L	S	4	39	9.8	17	0	
Sept 25	LV	W	S	4	85	21.3	41	0	
Oct 2	@ Ind	W	p	4	30	7.5	10	1	
Oct 9	@ Was	W	S	4	37	9.3	13	0	
Oct 23	Ind	W	S	3	26	8.7	13	0	
Oct 30	@ Hou	W	S	2	26	13.0	16	0	
Nov 6	@ KC	L	p	0	0	-	0	0	
Nov 13	Den	W	S	2	10	5.0	6	0	
Nov 17	@ GB	W	S	6	69	11.5	32	0	
Nov 27	Cin	L	S	2	16	8.0	10	0	
Dec 4	@ Phi	L	S	1	6	6.0	6	0	
Dec 11	Jax	L	S	5	49	9.8	18	0	
Dec 18	@ LAC	L	S	2	12	6.0	8	0	
Dec 24	Hou	L	S	4	30	7.5	10	0	
Dec 29	Dal	L	S	5	39	7.8	10	1	
Jan 7	@ Jax	L	S	4	40	10.0	13	0	
Totals		7-10	17/15	53	527	9.9	41	2	

ROBERT WOODS' NFL STATISTICS

REGULAR SEASON

Year	Team	REGULAR SEASON		RECEIVING					RUSHING				
		GP	GS	No	Yds	Avg	Lg	TD	Att	Yds	Avg	Lg	TD
2013	Buffalo	14	14	40	587	14.7	57	3	2	16	8.0	13	0
2014	Buffalo	16	15	65	699	10.8	37	5	0	0	-	0	0
2015	Buffalo	14	9	47	552	11.7	37	3	1	0	-	0	0
2016	Buffalo	13	10	51	613	12.0	34	1	1	6	6.0	6	0
2017	L.A. Rams	12	11	56	781	13.9	94t	5	2	12	6.0	8	0
2018	L.A. Rams	16	16	86	1,219	14.2	39t	6	19	157	8.3	56	1
2019	L.A. Rams	15	15	90	1,134	12.6	48	2	17	115	6.8	20	1
2020	L.A. Rams	16	16	90	936	10.4	56t	6	24	155	6.5	40	2
2021	L.A. Rams	9	9	45	556	12.4	28	4	8	46	5.8	16t	1
2022	Tennessee	17	15	53	527	9.9	41	2	0	0	-	0	0
NFL Totals		142	130	623	7,604	12.2	94t	37	74	507	6.9	56	5

PLAYOFFS

Year	Team	PLAYOFFS		RECEIVING					RUSHING				
		GP	GS	No	Yds	Avg	Lg	TD	Att	Yds	Avg	Lg	TD
2017	L.A. Rams	1	1	9	142	15.8	38	0	0	0	-	0	0
2018	L.A. Rams	3	3	17	172	10.1	18	0	4	11	2.8	9	0
2020	L.A. Rams	2	2	12	96	8.0	20	1	1	-3	-3.0	-3	0
NFL Totals		6	6	38	410	10.8	38	1	5	8	1.6	9	0

Single-Game Highs

Receptions - 13 (Twice, last at Arizona 12/1/19)
 Receiving Yards - 172 at Arizona (12/1/19)
 Long Reception - 94t vs. Houston (11/12/17)
 Receiving Touchdowns - 2 (Three times, last vs. L.A. Chargers 9/23/18)
 Rushes - 4 (Twice, last vs. Chicago 10/26/20)
 Rushing Yards - 53 at Seattle (10/7/18)
 Long Rush - 56 at Seattle (10/7/18)
 Rushing Touchdowns - 1 (Five times, last at Houston 10/31/21)

Playoff Single-Game Highs

Receptions - 9 vs. Atlanta (1/6/18)
 Receiving Yards - 142 vs. Atlanta (1/6/18)
 Long Reception - 38 vs. Atlanta (1/6/18)
 Receiving Touchdowns - 1 at Seattle (1/9/21)
 Rushes - 2 at New Orleans (1/20/19)
 Rushing Yards - 9 vs. Dallas (1/12/19)
 Long Rush - 9 vs. Dallas (1/12/19)

Additional Career Statistics

Punt Returns - 1 for 11 yards (2014), 1 FC (2018)
 Kickoff Returns - 1 for 9 yards (2013), 1 for 0 yards (2018)
 Misc. Tackles - 4 (2013), 4 (2014), 4 (2015), 2 (2018), 3 (2019), 2 (2020), 1 (2021)



TENNESSEE TITANS

**UPDATED
RECORDS**

ALL-PRO AND PRO BOWL LEADERS

Most Associated Press All-Pro Seasons

Bruce Matthews, 7
 Tony Banfield, 3
 Charlie Hennigan, 3
 Al Jamison, 3
 Bob Talamini, 3
 George Webster, 3
 Robert Brazile, 2
Kevin Byard, 2
 Miller Farr, 2
 Don Floyd, 2
 Leon Gray, 2
 Albert Haynesworth, 2
 Mike Munchak, 2

Most Pro Bowl Seasons

(AFL All-Star Game 1962-70; AFC-NFC Pro Bowl 1971-present)

Bruce Matthews, 14
 Mike Munchak, 9
 Elvin Bethea, 8
 Robert Brazile, 7
 Warren Moon, 6
 Bob Talamini, 6
 Earl Campbell, 5
 Jurrell Casey, 5
 Ray Childress, 5
 Charlie Hennigan, 5
 Ken Houston, 5
 Blaine Bishop, 4
 Curley Culp, 4
 Eddie George, 4
 Tony Banfield, 3
 George Blanda, 3
 Miller Farr, 3
 Fred Glick, 3
Derrick Henry, 3
 Ed Husmann, 3
 Haywood Jeffires, 3
 Chris Johnson, 3
 Jevon Kearse, 3
 Brett Kern, 3
Taylor Lewan, 3
 Steve McNair, 3
 Jim Norton, 3
 Bob Schmidt, 3
 Delanie Walker, 3
 George Webster, 3
 Frank Wycheck, 3

Most Consecutive Pro Bowl Seasons

(AFL All-Star Game 1962-70; AFC-NFC Pro Bowl 1971-present)

Bruce Matthews, 14
 Robert Brazile, 7
 Mike Munchak, 7
 Warren Moon, 6
 Bob Talamini, 6
 Jurrell Casey, 5
 Charlie Hennigan, 5
 Earl Campbell, 4
 Ray Childress, 4
 Curley Culp, 4
 Eddie George, 4
 Tony Banfield, 3
 Blaine Bishop, 3
 George Blanda, 3
 Miller Farr, 3
 Fred Glick, 3
 Ed Husmann, 3
 Haywood Jeffires, 3
 Chris Johnson, 3
 Jevon Kearse, 3
 Brett Kern, 3
Taylor Lewan, 3
 Bob Schmidt, 3
 Delanie Walker, 3
 George Webster, 3
 Frank Wycheck, 3

ALL-TIME REGULAR SEASON LEAGUE LEADERS

Rushing Yards

2020: **Derrick Henry**, 378-2,027
 2019: **Derrick Henry**, 303-1,540
 2009: Chris Johnson, 358-2,006
 1980: Earl Campbell, 373-1,934
 1979: Earl Campbell, 368-1,697
 1978: Earl Campbell*, 302-1,450
 1961: Billy Cannon, 200-948

Passing Touchdowns

1990: Warren Moon, 33
 1961: George Blanda, 36

Passer Rating

2019: **Ryan Tannehill**, 117.5
 2003: Steve McNair, 100.4

Receptions

1991: Haywood Jeffires, 100
 1964: Charlie Hennigan, 101

Receiving Yards

1975: Ken Burrough, 1,063
 1964: Charlie Hennigan, 1,546
 1961: Charlie Hennigan, 1,746

Touchdowns

1979: Earl Campbell, 19 (19r)
 1961: Bill Groman, 18 (1r, 17p)

Interceptions

2017: **Kevin Byard**, 8
 1979: Mike Reinfeldt, 12
 1967: Miller Farr, 10
 1965: W.K. Hicks, 9
 1963: Fred Glick, 12

Punting (Gross Avg.)

2022: **Ryan Stonehouse**, 53.1
 2017: Brett Kern, 49.7
 1998: Craig Hentrich, 47.2
 1993: Greg Montgomery, 45.6
 1992: Greg Montgomery, 46.9

Punt Returns

2006: Pacman Jones, 12.9
 1977: Billy Johnson, 15.4
 1975: Billy Johnson, 15.3
 1964: Bobby Jancik, 18.3

Kickoff Returns

2018: Darius Jennings, 31.7
 1967: Zeke Moore*, 28.9
 1963: Bobby Jancik, 29.3
 1962: Bobby Jancik*, 30.3
 1960: Ken Hall, 31.3

* Rookie

ALL-TIME TEAM LEADERS BY CATEGORY

CAREER RUSHING YARDS

Player	Years	Att	Yds	Avg	Lg	TD
1. Eddie George	1996-03	2,733	10,009	3.7	76	64
2. Earl Campbell	1978-84	1,979	8,574	4.3	81t	73
3. Derrick Henry	2016-22	1,750	8,335	4.8	99t	78
4. Chris Johnson	2008-13	1,742	7,965	4.6	94t	50
5. Lorenzo White	1988-94	1,000	4,079	4.1	44	29
6. Hoyle Granger	1966-70,72	773	3,514	4.5	69t	18
7. Steve McNair (QB)	1995-05	614	3,439	5.6	71t	36
8. Mike Rozier	1985-90	910	3,426	3.8	41	27
9. Charles Tolar	1960-66	907	3,277	3.6	40	21
10. Ronnie Coleman	1974-81	700	2,769	4.0	46t	16
11. Chris Brown	2003-07	643	2,757	4.3	52	16
12. LenDale White	2006-09	628	2,349	3.7	80t	24
13. Allen Pinkett	1986-91	561	2,324	4.1	60	21
14. Gary Brown	1991-95	477	2,115	4.4	39t	12
15. Fred Willis	1972-76	603	2,114	3.5	44	11
16. Billy Cannon	1960-63	512	2,111	4.1	64	14
17. DeMarco Murray	2016-17	477	1,946	4.1	75t	15
18. Rodney Thomas	1995-00	495	1,847	3.7	74t	12
19. Rob Carpenter	1977-81	433	1,788	4.1	77	12
20. Larry Moriarty	1983-86	415	1,624	3.9	80	13

SEASON RUSHING YARDS

Player	Year	Att	Yds	Avg	Lg	TD
1. Derrick Henry	2020	378	2,027	5.4	94t	17
2. Chris Johnson	2009	358	2,006	5.6	91t	14
3. Earl Campbell	1980	373	1,934	5.2	55t	13
4. Earl Campbell	1979	368	1,697	4.6	61t	19
5. Derrick Henry	2019	303	1,540	5.1	74t	16
6. Derrick Henry	2022	349	1,538	4.4	56	13
7. Eddie George	2000	403	1,509	3.7	35t	14
8. <i>Earl Campbell</i>	<i>1978</i>	<i>302</i>	<i>1,450</i>	<i>4.8</i>	<i>81t</i>	<i>13</i>
9. Eddie George	1997	357	1,399	3.9	30	6
10. Earl Campbell	1981	361	1,376	3.8	43	10
11. Eddie George	1996	335	1,368	4.1	76	8
12. Chris Johnson	2010	316	1,364	4.3	76t	11
13. Eddie George	1999	320	1,304	4.1	40	9
14. Earl Campbell	1983	322	1,301	4.0	42	12
15. Eddie George	1998	348	1,294	3.7	37t	5
16. DeMarco Murray	2016	293	1,287	4.4	75t	9
17. Chris Johnson	2012	276	1,243	4.5	94t	6
18. <i>Chris Johnson</i>	<i>2008</i>	<i>251</i>	<i>1,228</i>	<i>4.9</i>	<i>66t</i>	<i>9</i>
19. Lorenzo White	1992	265	1,226	4.6	44	7
20. Travis Henry	2006	270	1,211	4.5	70t	7

CAREER PASSING YARDS

Player	Years	Att	Cmp	Pct	Yds	Y/A	TD	Int	Lg	Sk	Lst	Rate
1. Warren Moon	1984-93	4,546	2,632	57.9	33,685	7.41	196	166	87t	315	2,403	80.4
2. Steve McNair	1995-05	3,871	2,305	59.5	27,141	7.01	156	103	83t	229	1,398	83.3
3. George Blanda	1960-66	2,784	1,347	48.4	19,149	6.88	165	189	95	-	-	62.5
4. Dan Pastorini	1971-79	2,768	1,426	51.5	16,864	6.09	96	139	85t	222	1,977	61.0
5. Marcus Mariota	2015-19	1,765	1,110	62.9	13,207	7.48	76	44	75	155	992	89.6
6. Ryan Tannehill	2019-22	1,623	1,085	66.9	12,831	7.91	89	33	91t	135	950	100.5
7. Vince Young	2006-10	1,190	689	57.9	8,098	6.81	42	42	73	75	415	75.7
8. Kerry Collins	2006-10	1,081	613	56.7	6,804	6.29	33	29	80t	36	253	74.6
9. Ken Stabler	1980-81	742	458	61.7	5,190	6.99	27	46	79t	56	518	69.0
10. Pete Beathard	1967-69	822	379	46.1	5,128	6.24	26	51	86t	-	-	51.2
11. Jake Locker	2011-14	709	408	57.5	4,967	7.03	27	22	71t	60	378	79.0
12. Matt Hasselbeck	2011-12	739	457	61.8	4,938	6.68	25	19	80t	33	256	82.0
13. Chris Chandler	1995-96	676	409	60.5	4,559	6.74	33	21	76t	46	326	83.9
14. Cody Carlson	1988-94	659	370	56.1	4,469	6.78	21	28	81	54	374	70.0
15. Don Trull	1964-69	556	249	44.8	3,538	6.36	29	21	-	-	-	67.6
16. Billy Volek	2001-05	517	312	60.3	3,505	6.78	26	13	55t	45	306	86.9
17. Jacky Lee	1960-67	409	210	51.3	3,291	8.05	25	30	98t	-	-	68.2
18. Gifford Nielsen	1978-83	498	273	54.8	3,255	6.54	20	22	48	47	354	70.0
19. Neil O'Donnell	1999-03	367	215	58.6	2,664	7.26	16	11	67	18	144	83.2
Oliver Luck	1983-86	413	233	56.4	2,544	6.16	13	21	66	33	261	64.1

SEASON PASSING YARDS

Player	Year	Att	Cmp	Pct	Yds	Y/A	TD	Int	Lg	Sk	Lst	Rate
1. Warren Moon	1991	655	404	61.7	4,690	7.16	23	21	61t	23	174	81.7
2. Warren Moon	1990	584	362	62.0	4,689	8.03	33	13	87t	36	252	96.8
3. Ryan Tannehill	2020	481	315	65.5	3,819	7.94	33	7	75	24	173	106.5
4. Ryan Tannehill	2021	531	357	67.2	3,734	7.03	21	14	57t	47	327	89.6
5. Warren Moon	1989	464	280	60.3	3,631	7.83	23	14	55	35	267	88.9
6. Matt Hasselbeck	2011	518	319	61.6	3,571	6.89	18	14	80t	19	153	82.4
7. Warren Moon	1986	488	256	52.5	3,489	7.15	13	26	81t	41	332	62.3
8. Warren Moon	1993	520	303	58.3	3,485	6.70	21	21	80t	34	218	75.2
9. Marcus Mariota	2016	451	276	61.2	3,426	7.60	26	9	60	23	156	95.6
10. Steve McNair	2002	492	301	61.2	3,387	6.88	22	15	55	21	121	84.0
11. Steve McNair	2001	431	264	61.3	3,350	7.77	21	12	71t	37	251	90.2
12. Warren Moon	1984	450	259	57.6	3,338	7.42	12	14	76	47	371	76.9
13. George Blanda	1961	362	187	51.7	3,330	9.20	36	22	-	-	-	91.3
14. George Blanda	1964	505	262	51.9	3,287	6.51	17	27	-	-	-	61.4
15. Marcus Mariota	2017	453	281	62.0	3,232	7.13	13	15	75t	27	173	79.3
16. Steve McNair	1998	492	289	58.7	3,228	6.56	15	10	47	33	176	80.1
17. Steve McNair	2003	400	250	62.5	3,215	8.04	24	7	73	19	108	100.4
18. Ken Stabler	1980	457	293	64.1	3,202	7.01	13	28	79t	27	264	68.7
19. Steve McNair	2005	476	292	61.3	3,161	6.64	16	11	57	20	134	82.4
20. George Blanda	1963	423	224	53.0	3,003	7.10	24	25	-	-	-	70.1

ALL-TIME TEAM LEADERS BY CATEGORY

CAREER RECEPTIONS

Player	Years	No	Yds	Avg	Lg	TD
1. Ernest Givins	1986-94	542	7,935	14.6	83t	46
2. Haywood Jeffires	1987-95	515	6,119	11.9	87t	47
3. Frank Wycheck (TE)	1995-03	482	4,958	10.3	42	27
4. Drew Hill	1985-91	480	7,477	15.6	81t	47
5. Derrick Mason	1997-04	453	6,114	13.5	71t	37
6. Charlie Hennigan	1960-66	410	6,823	16.6	80t	51
7. Ken Burrough	1971-81	408	6,907	16.9	85t	47
8. Delanie Walker (TE)	2013-19	381	4,423	11.6	68	28
9. Curtis Duncan	1987-93	322	3,935	12.2	72	20
10. Nate Washington	2009-14	307	4,591	15.0	80t	28
11. Kendall Wright	2012-16	280	3,244	11.6	52t	18
12. Drew Bennett	2001-06	273	4,033	14.8	55	25
13. Chris Johnson (RB)	2008-13	272	2,003	7.4	69t	8
14. Eddie George (RB)	1996-03	259	2,144	8.3	54	10
15. Bo Scaife (TE)	2005-10	251	2,383	9.5	44	12
16. Corey Davis	2017-20	207	2,851	13.8	75t	11
17. Tim Smith	1980-86	206	3,107	15.1	75t	12
18. Alvin Reed (TE)	1967-72	199	2,818	14.2	60	11
19. A.J. Brown	2019-21	185	2,995	16.2	91t	24
20. Webster Slaughter	1992-94	184	2,236	12.2	57	11
Lorenzo White (RB)	1988-94	184	1,674	9.1	69t	6

SEASON RECEPTIONS

Player	Year	No	Yds	Avg	Lg	TD
1. Charlie Hennigan	1964	101	1,546	15.3	53	8
2. Haywood Jeffires	1991	100	1,181	11.8	44	7
3. Derrick Mason	2004	96	1,168	12.2	37t	7
4. Derrick Mason	2003	95	1,303	13.7	50t	8
5. Delanie Walker	2015	94	1,088	11.6	61t	6
Kendall Wright	2013	94	1,079	11.5	45	2
7. Drew Hill	1991	90	1,109	12.3	61t	4
Haywood Jeffires	1992	90	913	10.1	47	9
9. Tim Smith	1983	83	1,176	14.2	47t	6
10. Curtis Duncan	1992	82	954	11.6	72	1
Charlie Hennigan	1961	82	1,746	21.3	80	12
12. Drew Bennett	2004	80	1,247	15.6	48t	11
Butch Woolfolk	1985	80	814	10.2	80t	4
14. Derrick Mason	2002	79	1,012	12.8	40	5
15. Webster Slaughter	1993	77	904	11.7	41	5
16. Delanie Walker	2017	74	807	10.9	42	3
Drew Hill	1990	74	1,019	13.8	57	5
Haywood Jeffires	1990	74	1,048	14.2	87t	8
Nate Washington	2011	74	1,023	13.8	57	7
20. Derrick Mason	2001	73	1,128	15.5	71t	9

CAREER RECEIVING YARDS

Player	Years	No	Yds	Avg	Lg	TD
1. Ernest Givins	1986-94	542	7,935	14.6	83t	46
2. Drew Hill	1985-91	480	7,477	15.6	81t	47
3. Ken Burrough	1971-81	408	6,906	16.9	85t	47
4. Charlie Hennigan	1960-66	410	6,823	16.6	83	51
5. Haywood Jeffires	1987-95	515	6,119	11.9	87t	47
6. Derrick Mason	1997-04	453	6,114	13.5	71t	37
7. Frank Wycheck	1995-03	482	4,958	10.3	42	27
8. Nate Washington	2009-14	307	4,591	15.0	80t	28
9. Delanie Walker	2013-19	381	4,423	11.6	68	28
10. Drew Bennett	2001-06	273	4,033	14.8	55t	25
11. Curtis Duncan	1987-93	322	3,935	12.2	72	20
12. Chris Sanders	1995-01	177	3,285	18.6	83t	17
13. Kendall Wright	2012-16	280	3,244	11.6	52t	18
14. Tim Smith	1980-86	206	3,107	15.1	75t	12
15. Charley Frazier	1962-68	179	3,060	17.1	80	22
16. A.J. Brown	2019-21	185	2,995	16.2	91t	24
17. Bill Groman	1960-62	143	2,976	20.8	80	32
18. Corey Davis	2017-20	207	2,851	13.8	75t	11
19. Alvin Reed	1967-72	199	2,818	14.2	60	11
20. Kenny Britt	2009-13	157	2,450	15.6	80t	19

SEASON RECEIVING YARDS

Player	Year	No	Yds	Avg	Lg	TD
1. Charlie Hennigan	1961	82	1,746	21.3	80	12
2. Charlie Hennigan	1964	101	1,546	15.3	53	8
3. Bill Groman	1960	72	1,473	20.5	-	12
4. Derrick Mason	2003	95	1,303	13.7	50t	8
5. Drew Bennett	2004	80	1,247	15.6	48t	11
6. Haywood Jeffires	1991	100	1,181	11.8	44	7
7. Tim Smith	1983	83	1,176	14.2	47t	6
8. Bill Groman	1961	50	1,175	23.5	80	17
9. Drew Hill	1985	64	1,169	18.3	57t	9
10. Derrick Mason	2004	96	1,168	12.2	37t	7
11. Drew Hill	1988	72	1,141	15.8	57t	10
Tim Smith	1984	69	1,141	16.5	75t	4
13. Charley Frazier	1966	57	1,129	19.8	79	12
14. Derrick Mason	2001	73	1,128	15.5	71t	9
15. Drew Hill	1986	65	1,112	17.1	81t	5
16. Drew Hill	1991	90	1,109	12.3	61t	4
17. Delanie Walker	2015	94	1,088	11.6	61t	6
18. Kendall Wright	2013	94	1,079	11.5	45	2
19. A.J. Brown	2020	70	1,075	15.4	73t	11
20. Ken Burrough	1975	53	1,063	20.1	77t	8

CAREER SCORING

Player	Years	TD	Rush	Rec	Ret	XPM	FGM	2PT	Points
1. Al Del Greco	1991-00	0	0	0	0	322	246	0	1,060
2. Rob Bironas	2005-13	0	0	0	0	315	239	0	1,032
3. George Blanda	1960-66	4	4	0	0	301	91	0	598
4. Tony Zendejas	1985-90	0	0	0	0	197	117	0	548
5. Ryan Succop	2014-19	0	0	0	0	178	117	0	529
6. Derrick Henry	2016-22	81	78	3	0	0	0	2	490
7. Eddie George	1996-03	74	64	10	0	0	0	3	450
8. Earl Campbell	1978-84	73	73	0	0	0	0	0	438
9. Toni Fritsch	1977-81	0	0	0	0	149	81	0	392
10. Chris Johnson	2008-13	58	50	8	0	0	0	1	350
11. Skip Butler	1972-77	0	0	0	0	122	70	0	332
12. Charlie Hennigan	1960-66	51	0	51	0	0	0	0	306
13. Ken Burrough	1971-81	48	1	47	0	0	0	0	288
Ernest Givins	1986-94	48	1	46	1	0	0	0	288
Haywood Jeffires	1987-95	47	0	47	0	0	0	3	288
16. Drew Hill	1985-91	47	0	47	0	0	0	0	282
17. Derrick Mason	1997-04	40	0	37	3	0	0	1	242
18. Steve McNair	1995-05	36	36	0	0	0	0	3	222
19. Lorenzo White	1988-94	36	29	6	1	0	0	0	216
20. Billy Cannon	1960-63	35	14	20	1	0	0	1	212

ALL-TIME TEAM LEADERS BY CATEGORY

SEASON SCORING

Player	Year	TD	Rush	Rec	Ret	XPM	FGM	2PT	Points
1. Ryan Succop	2017	0	0	0	0	31	35	0	136
Al Del Greco	1998	0	0	0	0	28	36	0	136
3. Rob Bironas	2007	0	0	0	0	28	35	0	133
4. Al Del Greco	1996	0	0	0	0	35	32	0	131
5. Rob Bironas	2008	0	0	0	0	40	29	0	127
6. Al Del Greco	1993	0	0	0	0	39	29	0	126
7. Gary Anderson	2003	0	0	0	0	42	27	0	123
8. Rob Bironas	2011	0	0	0	0	34	29	0	121
9. Randy Bullock	2021	0	0	0	0	42	26	0	120
10. Rob Bironas	2009	0	0	0	0	37	27	0	118
Al Del Greco	2000	0	0	0	0	37	27	0	118
12. Rob Bironas	2013	0	0	0	0	41	25	0	116
13. George Blanda	1960	4	4	0	0	46	15	0	115
Tony Zendejas	1989	0	0	0	0	40	25	0	115
15. Earl Campbell	1979	19	19	0	0	0	0	0	114
Al Del Greco	1995	0	0	0	0	33	27	0	114
Tony Zendejas	1988	0	0	0	0	48	22	0	114
18. Al Del Greco	1997	0	0	0	0	32	27	0	113
19. George Blanda	1961	0	0	0	0	64	16	0	112
20. Joe Nedney	2002	0	0	0	0	36	25	0	111

CAREER KICKOFF RETURNS (YARDS)

Player	Years	No	Yds	Avg	Lg	TD
1. Bobby Jancik	1962-67	158	4,185	26.5	61	0
2. Derrick Mason	1997-04	156	3,496	22.4	101t	1
3. Carl Roaches	1980-84	150	3,276	21.8	97t	2
4. Billy Johnson	1974-80	121	2,902	24.0	81t	2
5. Marc Mariani	2010-13,16	118	2,838	24.1	98t	1
6. Mel Gray	1995-97	111	2,592	23.4	88	0
7. Adam Jones	2005-06	63	1,648	26.2	85	0
8. Zeke Moore	1967-77	64	1,618	25.3	92t	1
9. Darius Reynaud	2012-13	68	1,595	23.5	105t	1
10. Willie Drewrey	1985-93	75	1,581	21.1	50	0
11. Allen Pinkett	1986-91	80	1,577	19.7	48	0
12. Jerry LeVias	1969-70	64	1,538	24.0	87	0
13. Bobby Wade	2005-06	50	1,194	23.9	48	0
14. Billy Cannon	1960-63	46	1,186	25.8	88t	1
15. Leonard Harris	1987-93	53	1,130	21.3	63	0
16. Leon Washington	2013-14	47	1,219	25.9	95	0
17. Chris Carr	2008	35	984	28.1	52	0
18. Mike Archie	1996-98	46	961	20.9	50	0
19. Bob Gresham	1973-74	36	903	25.1	103t	1
20. Willie Tullis	1981-84	38	886	23.3	95t	1

SEASON KICKOFF RETURNS (AVG.)

Player	Year	No	Yds	Avg	Lg	TD
1. Darius Jennings	2018	22	698	31.7	94t	1
2. Ken Hall	1960	19	594	31.3	104t	1
3. Bobby Jancik	1962	24	726	30.3	61	0
4. Bobby Jancik	1963	45	1,317	29.3	53	0
5. Chris Carr	2008	35	984	28.1	52	0
6. Carl Roaches	1981	28	769	27.5	96t	1
7. Billy Johnson	1974	29	785	27.1	67	0
8. Derrick Mason	2000	42	1,132	27.0	66	0
9. Bob Gresham	1973	27	723	26.8	103t	1
10. Adam Jones	2005	43	1,127	26.2	85	0
11. Linzy Cole	1971	32	834	26.1	45	0
12. Adam Jones	2006	20	521	26.1	70	0
13. Bobby Jancik	1966	34	875	25.7	53	0
14. Steve Brown	1983	31	795	25.6	93t	1
15. Marc Mariani	2010	60	1,530	25.5	98t	1
16. Billy Johnson	1977	25	630	25.2	76t	1
17. Alvin Haymond	1973	28	703	25.1	47	0
18. Jerry LeVias	1969	38	940	24.7	87	0
19. Willie Drewrey	1985	26	642	24.7	50	0
20. Zeke Moore	1968	32	787	24.6	45	0

CAREER PUNT RETURNS (YARDS)

Player	Years	No	FC	Yds	Avg	Lg	TD
1. Billy Johnson	1974-80	155	21	2,040	13.2	87t	5
2. Derrick Mason	1997-04	182	94	1,590	8.7	69t	2
3. Carl Roaches	1980-84	151	31	1,095	7.3	68	0
4. Marc Mariani	2010-13,16	102	57	1,054	10.3	87t	2
5. Willie Drewrey	1985-93	104	45	771	7.4	25	0
6. Adam Jones	2005-06	63	11	712	11.3	90t	4
7. Mel Gray	1995-97	69	45	652	9.4	40	0
8. Bobby Jancik	1962-67	67	-	647	9.7	82	1
9. Darius Reynaud	2012-13	49	25	545	11.1	81t	2
10. Jerry LeVias	1969-70	60	19	505	8.4	46	0
11. Kenny Johnson	1986-89	73	32	488	6.7	26	0
12. Adoree' Jackson	2017-20	53	19	464	8.8	46	0
13. Justin McCareins	2001-08	37	21	403	10.9	58t	1
14. Ernest Givins	1986-94	56	-	397	7.1	78t	1
15. Larry Carwell	1967-68	36	6	381	10.6	54	0
16. Dexter McCluster	2014-15	46	29	372	8.1	48	0
17. Fred Glick	1961-66	44	-	326	7.4	-	0
18. Chris Carr	2008	32	20	323	10.1	44	0
19. Chris Davis	2007-08	33	13	299	9.1	39	0
20. Chester Rogers	2021	30	20	293	9.8	55	0

SEASON PUNT RETURNS (AVG.)

Player	Year	No	FC	Yds	Avg	Lg	TD
1. Billy Johnson	1977	35	8	539	15.4	87t	2
2. Billy Johnson	1975	40	1	612	15.3	83t	3
3. Billy Johnson	1974	30	3	409	13.6	49	0
4. Darius Reynaud	2012	31	17	410	13.2	81t	2
5. Derrick Mason	2000	51	17	662	13.0	69t	1
6. Adam Jones	2006	34	3	440	12.9	90t	3
7. Marc Mariani	2010	27	17	329	12.2	87t	1
8. Justin McCareins	2003	29	17	330	11.4	58t	1
9. Marc Mariani	2011	46	18	490	10.7	79t	1
10. Billy Johnson	1976	38	9	403	10.6	46	0
11. Mel Gray	1995	30	20	303	10.1	20	0
12. Chris Carr	2008	32	20	323	10.1	44	0
13. Chester Rogers	2021	30	20	293	9.8	55	0
14. Chris Davis	2007	31	12	293	9.5	39	0
15. Adam Jones	2005	29	8	272	9.4	52t	1
16. Mel Gray	1996	22	15	205	9.3	40	0
Adoree' Jackson	2018	16	9	148	9.3	26	0
18. Dexter McCluster	2015	24	15	217	9.0	37	0
19. Fred Glick	1963	19	-	171	9.0	22	0
20. Willie Drewrey	1985	24	10	215	9.0	23	0

ALL-TIME TEAM LEADERS BY CATEGORY

CAREER PUNTING (PUNTS)

Player	Years	Punt	Blk	Yds	Avg	TB	In20	Lg	NetAvg
1. Brett Kern	2009-21	923	5	42,333	45.9	48	373	79	40.8
2. Craig Hentrich	1998-09	861	1	36,926	42.9	95	295	78	37.2
3. Jim Norton	1960-68	522	7	21,961	42.1	-	-	79	-
4. Cliff Parsley	1977-82	431	3	17,136	39.8	33	85	62	32.3
5. Dan Pastorini	1971-79	316	1	12,530	39.7	-	-	74	-
6. Greg Montgomery	1988-93	310	6	13,529	43.6	35	74	77	36.6
7. Lee Johnson	1985-87	212	0	8,739	41.2	20	53	66	35.1
8. John James	1982-84	198	1	7,878	39.8	15	36	56	32.4
9. Rich Camarillo	1994-95	173	1	7,280	42.1	17	61	60	35.7
10. Reggie Roby	1996-97	140	1	6,022	43.0	8	50	68	36.7

SEASON PUNTING (AVERAGE)

Player	Year	Punt	Blk	Yds	Avg	TB	In20	Lg	NetAvg
1. Ryan Stonehouse	2022	90	0	4,779	53.1	9	30	74	44.0
2. Brett Kern	2017	75	0	3,728	49.7	5	28	74	44.6
3. Brett Kern	2012	81	2	3,855	47.6	5	30	71	40.4
4. Brett Kern	2015	88	0	4,175	47.4	1	34	61	40.3
5. Craig Hentrich	1998	69	0	3,258	47.2	11	18	71	39.2
6. Brett Kern	2019	78	0	3,672	47.1	2	37	70	43.1
Brett Kern	2018	74	1	3,483	47.1	3	39	62	41.7
8. Greg Montgomery	1992	53	2	2,487	46.9	9	14	66	37.3
9. Brett Kern	2014	88	1	4,118	46.8	7	28	79	40.8
10. Brett Kern	2020	37	0	1,695	45.8	3	22	66	41.5
11. Greg Montgomery	1993	54	0	2,462	45.6	5	13	77	39.1

CAREER INTERCEPTIONS

Player	Years	No	Yds	Avg	Lg	TD
1. Jim Norton	1960-68	45	592	13.2	56	1
2. Cris Dishman	1988-96	31	348	11.2	43	1
3. Fred Glick	1961-66	30	390	13.0	45	1
4. Kevin Byard	2016-22	27	333	12.3	33	1
Tony Banfield	1960-65	27	224	8.3	58	0
W.K. Hicks	1964-69	27	457	16.9	62	0
Darryll Lewis	1991-98	27	540	20.0	98t	5
8. Mike Reinfeldt	1976-83	26	375	14.4	39	0
9. Michael Griffin	2007-15	25	328	13.1	83t	1
Ken Houston	1967-72	25	650	26.0	78	9
11. Zeke Moore	1967-77	24	444	18.5	74	2
12. Willie Alexander	1971-79	23	379	16.5	95t	1
Samari Rolle	1998-04	23	349	15.2	81t	1
14. Marcus Robertson	1991-00	22	428	19.5	69	0
15. Gregg Bingham	1973-84	21	279	13.3	54	0
16. Keith Bulluck	2000-09	19	192	10.1	35	1
Miller Farr	1967-69	19	416	21.9	67	5
18. Steve Brown	1983-90	18	264	14.7	44t	1
19. Andre Dyson	2001-04	16	260	16.3	51t	3
Bubba McDowell	1989-94	16	190	11.9	26t	1
Chris Hope	2006-11	16	266	16.6	61t	1

SEASON INTERCEPTIONS

Player	Year	No	Yds	Avg	Lg	TD
1. Fred Glick	1963	12	180	15.0	45	1
Mike Reinfeldt	1979	12	205	17.1	39	0
3. Miller Farr	1967	10	264	26.4	67	3
4. W.K. Hicks	1965	9	156	17.3	31	0
Ken Houston	1971	9	220	24.4	48t	4
Jim Norton	1961	9	150	16.7	36	0
7. Kevin Byard	2017	8	130	16.3	33	0
Tony Banfield	1961	8	136	17.0	58	0
<i>Pete Jaquess</i>	<i>1964</i>	8	<i>141</i>	<i>17.6</i>	<i>98t</i>	<i>1</i>
Richard Johnson	1990	8	100	12.5	35	1
Jim Norton	1962	8	75	9.4	36	0
12. Tony Banfield	1963	7	21	3.0	14	0
Michael Griffin	2008	7	172	24.6	83t	1
Jim Norton	1965	7	52	7.4	18	0
Marcus Robertson	1993	7	137	19.6	69	0
Samari Rolle	2000	7	140	20.0	81t	1
Jack Tatum	1980	7	100	14.3	35	0
18. (15 tied with 6)						

CAREER SACKS

Player	Years	No
1. Elvin Bethea	1968-83	105.0
2. Ray Childress	1985-95	75.5
3. Jesse Baker	1979-87	66.0
4. William Fuller	1986-93	59.0
5. Sean Jones	1988-93	57.5
6. Jevon Kearse	1999-03, 08-09	52.0
7. Jurrell Casey	2011-19	51.0
8. Robert Brazile	1975-84	48.0
9. Ted Washington	1973-82	45.0
10. Derrick Morgan	2010-18	44.5
11. Kyle Vanden Bosch	2005-09	38.5
12. Harold Landry III	2018-22	31.0
Curley Culp	1974-80	31.0

SEASON SACKS

Player	Year	No
1. Elvin Bethea	1973	17.0
2. <i>Jesse Baker</i>	<i>1979</i>	<i>15.5</i>
3. William Fuller	1991	15.0
4. Elvin Bethea	1976	14.5
<i>Jevon Kearse</i>	<i>1999</i>	<i>14.5</i>
6. Elvin Bethea	1971	13.0
Ray Childress	1992	13.0
Sean Jones	1993	13.0
9. Jason Babin	2010	12.5
Sean Jones	1990	12.5
Kyle Vanden Bosch	2005	12.5

ALL-TIME TEAM LEADERS BY CATEGORY

CAREER TACKLES (SINCE 1974)

Player	Years	No
1. Gregg Bingham	1973-84	1,970
2. Robert Brazile	1975-84	1,281
3. Keith Bulluck	2000-09	1,265
4. Michael Griffin	2007-15	912
5. Ted Washington	1973-82	907
6. Al Smith	1987-96	877
7. John Grimsley	1984-90	836
8. Blaine Bishop	1993-01	788
9. Ray Childress	1985-95	784
10. Steve Kiner	1974-78	738

SEASON TACKLES (SINCE 1974)

Player	Year	No
1. Gregg Bingham	1978	223
2. Gregg Bingham	1980	212
3. Gregg Bingham	1974	206
4. Gregg Bingham	1979	203
5. John Grimsley	1986	199
6. Robert Abraham	1984	198
7. Gregg Bingham	1976	191
8. Gregg Bingham	1977	190
9. Gregg Bingham	1975	185
Robert Brazile	1978	185

YEAR-BY-YEAR LEADERS

RUSHING

Year	Player	Att	Yds	Avg	Lg	TD
1960	Billy Cannon	152	644	4.2	39	1
1961	Billy Cannon	200	948	4.7	61t	6
1962	Charles Tolar	244	1,012	4.1	25	7
1963	Charles Tolar	194	659	3.4	33	3
1964	Sid Blanks	145	756	5.2	91t	6
1965	Ode Burrell	130	528	4.1	63	3
1966	Ode Burrell	122	406	3.3	45	0
1967	Hoyle Granger	236	1,194	5.1	67t	6
1968	Hoyle Granger	202	848	4.2	47	7
1969	Hoyle Granger	186	740	4.0	23	3
1970	Joe Dawkins	124	517	4.2	49t	2
1971	Robert Holmes	112	323	2.9	31	4
1972	Fred Willis	134	461	3.4	43	0
1973	Fred Willis	171	579	3.4	25	4
1974	Willie Rodgers	122	413	3.4	20	5
1975	Ronnie Coleman	175	790	4.5	46t	5
1976	Ronnie Coleman	171	684	4.0	39	2
1977	Ronnie Coleman	185	660	3.6	22	5
1978	Earl Campbell	302	1,450	4.8	81t	13
1979	Earl Campbell	368	1,697	4.6	61t	19
1980	Earl Campbell	373	1,934	5.2	55t	13
1981	Earl Campbell	361	1,376	3.9	43	10
1982	Earl Campbell	157	538	3.4	22	2
1983	Earl Campbell	322	1,301	4.0	42	12
1984	Larry Moriarty	189	785	4.2	51	6
1985	Mike Rozier	133	462	3.5	30	8
1986	Mike Rozier	199	662	3.3	19t	4
1987	Mike Rozier	229	957	4.2	41	3
1988	Mike Rozier	251	1,002	4.0	28	10
1989	Alonzo Highsmith	128	531	4.1	25	4
1990	Lorenzo White	168	702	4.2	22	8
1991	Allen Pinkett	171	720	4.2	32	9
1992	Lorenzo White	265	1,226	4.6	44	7
1993	Gary Brown	195	1,002	5.1	26	6
1994	Lorenzo White	191	757	4.0	33	3
1995	Rodney Thomas	251	947	3.8	74t	5
1996	Eddie George	335	1,368	4.1	76	8
1997	Eddie George	357	1,399	3.9	30	6
1998	Eddie George	348	1,294	3.7	37t	5
1999	Eddie George	320	1,304	4.1	40	9
2000	Eddie George	403	1,509	3.7	35t	14
2001	Eddie George	315	939	3.0	27	5
2002	Eddie George	343	1,165	3.4	35	12
2003	Eddie George	312	1,031	3.3	27	5
2004	Chris Brown	220	1,067	4.9	52	6
2005	Chris Brown	224	851	3.8	38t	5
2006	Travis Henry	270	1,211	4.5	70t	7
2007	LenDale White	303	1,110	3.7	28	7
2008	Chris Johnson	251	1,228	4.9	66t	9
2009	Chris Johnson	358	2,006	5.6	91t	14
2010	Chris Johnson	316	1,364	4.3	76t	11
2011	Chris Johnson	262	1,047	4.0	48t	4
2012	Chris Johnson	276	1,243	4.5	94t	6
2013	Chris Johnson	279	1,077	3.9	30t	6

PASSING

Year	Player	Att	Cmp	Yds	Pct	TD	Int	Avg
1960	George Blanda	363	169	2,413	46.6	24	22	6.7
1961	George Blanda	362	187	3,330	51.7	36	22	9.2
1962	George Blanda	418	197	2,810	47.1	27	42	6.7
1963	George Blanda	423	224	3,003	52.9	24	25	7.0
1964	George Blanda	505	262	3,282	51.9	17	27	6.4
1965	George Blanda	442	186	2,542	42.1	20	30	5.8
1966	George Blanda	271	122	1,764	45.0	17	21	6.4
1967	Pete Beathard	231	94	1,114	40.7	9	14	4.8
1968	Pete Beathard	223	105	1,559	47.1	7	16	6.9
1969	Pete Beathard	370	180	2,455	48.6	10	21	6.4
1970	Charley Johnson	281	144	1,652	51.2	7	12	5.9
1971	Dan Pastorini	270	127	1,702	47.0	7	21	6.3
1972	Dan Pastorini	299	144	1,711	48.2	7	11	5.7
1973	Dan Pastorini	290	154	1,482	53.1	5	17	5.1
1974	Dan Pastorini	247	140	1,571	56.7	10	10	6.4
1975	Dan Pastorini	342	163	2,053	47.7	14	16	6.0
1976	Dan Pastorini	309	167	1,785	53.5	10	10	5.7
1977	Dan Pastorini	319	169	1,987	53.0	13	18	6.2
1978	Dan Pastorini	368	199	2,473	54.1	16	17	6.7
1979	Dan Pastorini	324	163	2,090	50.3	14	18	6.5
1980	Ken Stabler	454	293	3,202	64.5	13	28	7.0
1981	Ken Stabler	285	165	1,988	57.9	14	18	6.9
1982	Archie Manning	125	66	877	52.8	6	6	7.0
1983	Oliver Luck	217	124	1,375	57.1	8	13	6.3
1984	Warren Moon	450	259	3,338	57.6	12	14	7.4
1985	Warren Moon	377	200	2,709	53.1	15	19	7.2
1986	Warren Moon	488	256	3,489	52.5	13	26	7.2
1987	Warren Moon	368	184	2,806	50.0	21	18	7.6
1988	Warren Moon	294	160	2,327	54.4	17	8	7.9
1989	Warren Moon	464	280	3,631	60.3	23	14	7.8
1990	Warren Moon	584	362	4,689	62.0	33	13	8.0
1991	Warren Moon	655	404	4,690	61.7	23	21	7.2
1992	Warren Moon	346	224	2,521	64.7	18	12	7.3
1993	Warren Moon	520	303	3,485	58.3	21	21	6.7
1994	Billy Joe Tolliver	240	121	1,287	50.4	6	7	5.4
1995	Chris Chandler	356	225	2,460	63.2	17	10	6.9
1996	Chris Chandler	320	184	2,099	57.5	16	11	6.6
1997	Steve McNair	415	216	2,665	52.0	14	13	6.4
1998	Steve McNair	492	289	3,228	58.7	15	10	6.5
1999	Steve McNair	331	187	2,179	56.5	12	8	6.6
2000	Steve McNair	396	248	2,847	62.6	15	13	7.2
2001	Steve McNair	431	264	3,350	61.3	21	12	7.8
2002	Steve McNair	492	301	3,387	61.2	22	15	6.9

YEAR-BY-YEAR LEADERS

Year	Player	Att	Cmp	Yds	Pct	TD	Int	Avg
2003	Steve McNair	400	250	3,215	62.5	24	7	8.0
2004	Billy Volek	357	218	2,486	61.1	18	10	7.0
2005	Steve McNair	476	292	3,161	61.3	16	11	6.6
2006	Vince Young	357	184	2,199	51.5	12	13	6.2
2007	Vince Young	382	238	2,546	62.3	9	17	6.7
2008	Kerry Collins	415	242	2,676	58.3	12	7	6.5
2009	Vince Young	259	152	1,879	58.7	10	7	7.3
2010	Kerry Collins	278	160	1,823	57.6	14	8	6.6
2011	Matt Hasselbeck	518	319	3,571	61.6	18	14	6.9
2012	Jake Locker	314	177	2,176	56.4	10	11	6.9
2013	Ryan Fitzpatrick	350	217	2,454	62.0	14	12	7.0
2014	Zach Mettenberger	179	107	1,412	59.8	8	7	7.9
2015	Marcus Mariota	370	230	2,818	62.2	19	10	7.6
2016	Marcus Mariota	451	276	3,426	61.2	26	9	7.6
2017	Marcus Mariota	453	281	3,232	62.0	13	15	7.1
2018	Marcus Mariota	331	228	2,528	68.9	11	8	7.6
2019	Ryan Tannehill	286	201	2,742	70.3	22	6	9.6
2020	Ryan Tannehill	481	315	3,819	65.5	33	7	7.9
2021	Ryan Tannehill	531	357	3,734	67.2	21	14	7.0
2022	Ryan Tannehill	325	212	2,536	65.2	13	6	7.8

Year	Player	No	Yds	Avg	Lg	TD
2004	Derrick Mason	96	1,168	12.2	37t	7
2005	Drew Bennett	58	738	12.7	55t	4
2006	Drew Bennett	46	737	16.0	39	3
2007	Justin Gage	55	750	13.6	73	2
	Roydell Williams	55	719	13.1	48	4
2008	Bo Scaife (TE)	58	561	9.7	44	2
2009	Chris Johnson (RB)	50	503	10.1	69t	2
2010	Chris Johnson (RB)	44	245	5.6	25	1
2011	Nate Washington	74	1,023	13.8	57	7
2012	Kendall Wright	64	626	9.8	38	4
2013	Kendall Wright	94	1,079	11.5	45	2
2014	Delanie Walker	63	890	14.1	68	4
2015	Delanie Walker	94	1,088	11.6	61t	6
2016	Rishard Matthews	65	945	14.5	60	9
	Delanie Walker	65	800	12.3	47	7
2017	Delanie Walker	74	807	10.9	42	3
2018	Corey Davis	65	891	13.7	51	4
2019	A.J. Brown	52	1,051	20.2	91t	8
2020	A.J. Brown	70	1,075	15.4	73t	11
2021	A.J. Brown	63	869	13.8	57t	5
2022	Robert Woods	53	527	9.9	41	2

RECEIVING

Year	Player	No	Yds	Avg	Lg	TD
1960	Bill Groman	72	1,473	20.5	80t	12
1961	Charlie Hennigan	82	1,746	21.3	80t	12
1962	Charlie Hennigan	54	867	16.1	75t	8
1963	Charlie Hennigan	61	1,051	17.2	83t	10
1964	Charlie Hennigan	101	1,546	15.3	53t	8
1965	Ode Burrell (RB)	55	650	11.8	52t	4
1966	Charles Frazier	57	1,129	19.8	79t	12
1967	Hoyle Granger (RB)	31	300	9.6	43	3
1968	Alvin Reed (TE)	46	747	16.2	60	5
1969	Alvin Reed (TE)	51	664	13.0	43	2
1970	Alvin Reed (TE)	47	604	12.9	34	2
1971	Jim Beirne	38	550	14.5	40	1
1972	Fred Willis (RB)	45	297	6.6	27	2
1973	Fred Willis (RB)	57	371	6.5	50	1
1974	Ken Burrough	36	492	13.7	51	2
1975	Ken Burrough	53	1,063	20.1	77t	8
1976	Ken Burrough	51	932	18.2	69	7
1977	Ken Burrough	43	816	19.0	85t	8
1978	Ken Burrough	47	624	13.3	44	2
1979	Ken Burrough	40	752	18.8	55t	6
1980	Mike Barber (TE)	59	712	12.1	79t	5
1981	Ken Burrough	40	668	16.7	71t	7
1982	Dave Casper (TE)	36	573	15.9	38	6
1983	Tim Smith	83	1,176	14.2	47t	6
1984	Tim Smith	69	1,141	16.5	75t	4
1985	Butch Woolfolk (RB)	80	814	10.2	80t	4
1986	Drew Hill	65	1,112	17.1	81t	5
1987	Ernest Givins	53	933	17.6	83t	6
1988	Drew Hill	72	1,141	15.8	57t	10
1989	Drew Hill	66	938	14.2	50	8
1990	Haywood Jeffires	74	1,048	14.2	87t	8
	Drew Hill	74	1,019	13.8	57	5
1991	Haywood Jeffires	100	1,181	11.8	44	7
1992	Haywood Jeffires	90	913	10.1	47	9
1993	Webster Slaughter	77	904	11.7	41	5
1994	Webster Slaughter	68	846	12.4	57	2
	Haywood Jeffires	68	783	11.5	50	6
1995	Haywood Jeffires	61	684	11.2	35t	8
1996	Frank Wycheck (TE)	53	511	9.6	29	6
1997	Frank Wycheck (TE)	63	748	11.9	42	4
1998	Frank Wycheck (TE)	70	768	11.0	38	2
1999	Frank Wycheck (TE)	69	641	9.3	35	2
2000	Frank Wycheck (TE)	70	636	9.1	26	4
2001	Derrick Mason	73	1,128	15.5	71t	9
2002	Derrick Mason	79	1,012	12.8	40	5
2003	Derrick Mason	95	1,303	13.7	50t	8

SCORING

Year	Player	TD	PAT	FG	Tot
1960	George Blanda	4	46	15	115
1961	George Blanda	0	64	16	112
1962	George Blanda	0	48	11	81
1963	George Blanda	0	37	9	64
1964	George Blanda	0	38	13	76
1965	George Blanda	0	28	11	61
1966	George Blanda	0	39	16	87
1967	John Wittenborn	0	30	14	72
1968	Wayne Walker	0	26	8	50
1969	Roy Gerela	0	29	19	86
1970	Roy Gerela	0	23	18	77
1971	Mark Moseley	0	25	16	73
1972	Skip Butler	0	12	16	51
1973	Skip Butler	0	15	21	66
1974	Skip Butler	0	29	9	56
1975	Skip Butler	0	31	18	85
1976	Skip Butler	0	24	16	72
1977	Toni Fritsch	0	19	12	55
1978	Earl Campbell (RB)	13	0	0	78
1979	Earl Campbell (RB)	19	0	0	114
1980	Toni Fritsch	0	26	19	83
1981	Toni Fritsch	0	32	15	77
1982	Dave Casper (TE)	6	0	0	36
1983	Florian Kempf	0	33	17	84
1984	Joe Cooper	0	13	11	46
1985	Tony Zendejas	0	29	21	92
1986	Tony Zendejas	0	28	22	94
1987	Tony Zendejas	0	32	20	92
1988	Tony Zendejas	0	48	22	114
1989	Tony Zendejas	0	40	25	115
1990	Lorenzo White (RB)	12	0	0	72
1991	Ian Howfield	0	25	13	64
1992	Al Del Greco	0	41	21	104
1993	Al Del Greco	0	39	29	126
1994	Al Del Greco	0	18	16	66
1995	Al Del Greco	0	33	27	114
1996	Al Del Greco	0	35	32	131
1997	Al Del Greco	0	32	27	113
1998	Al Del Greco	0	28	36	136
1999	Al Del Greco	0	43	21	106
2000	Al Del Greco	0	37	27	118
2001	Joe Nedney	0	34	20	94
2002	Joe Nedney	0	36	25	111
2003	Gary Anderson	0	42	27	123
2004	Gary Anderson	0	37	17	88

YEAR-BY-YEAR LEADERS

Year	Player	TD	PAT	FG	Tot
2005	Rob Bironas	0	30	23	99
2006	Rob Bironas	0	32	22	98
2007	Rob Bironas	0	28	35	133
2008	Rob Bironas	0	40	29	127
2009	Rob Bironas	0	37	27	118
2010	Rob Bironas	0	38	24	110
2011	Rob Bironas	0	34	29	121
2012	Rob Bironas	0	35	25	110
2013	Rob Bironas	0	41	25	116
2014	Ryan Succop	0	27	19	84
2015	Ryan Succop	0	29	14	71
2016	Ryan Succop	0	39	22	105
2017	Ryan Succop	0	31	35	136
2018	Ryan Succop	0	28	26	106
2019	Derrick Henry	18	0	0	108
2020	Derrick Henry	17	0	0	104
2021	Randy Bullock	0	42	26	120
2022	Randy Bullock	0	28	17	79

Year	Player	No	Yds	Avg	Lg	TD
2007	Michael Griffin	18	422	23.4	48	0
2008	Chris Carr	35	984	28.1	52	0
2009	Kenny Britt	24	523	21.8	56	0
2010	Marc Mariani	60	1,530	25.5	98t	1
2011	Marc Mariani	32	748	23.4	49	0
2012	Darius Reynaud	53	1,240	23.4	105t	1
2013	Leon Washington	16	481	30.1	95	0
2014	Leon Washington	31	738	23.8	52	0
2015	Dexter McCluster	13	285	21.9	32	0
2016	Marc Mariani	26	560	21.5	37	0
2017	Adoree' Jackson	25	578	23.1	57	0
2018	Darius Jennings	22	698	31.7	94t	1
2019	Kalif Raymond	18	403	22.4	45	0
2020	Kalif Raymond	15	275	18.3	30	0
2021	Chester Rogers	14	282	20.1	37	0
2022	Hassan Haskins	19	414	21.8	37	0

PUNT RETURNS

KICKOFF RETURNS						
Year	Player	No	Yds	Avg	Lg	TD
1960	Ken Hall	19	594	31.3	104t	1
1961	Billy Cannon	18	439	24.4	47	0
1962	Bobby Jancik	24	726	30.3	61	0
1963	Bobby Jancik	45	1,315	29.3	53	0
1964	Ode Burrell	17	449	26.4	93t	1
1965	Bobby Jancik	18	430	23.9	43	0
1966	Bobby Jancik	34	875	25.7	53	0
1967	Zeke Moore	14	405	28.9	92	1
1968	Zeke Moore	32	787	24.6	45	0
1969	Jerry LeVias	38	940	24.7	87	0
1970	Jerry LeVias	26	598	23.0	37	0
1971	Linzy Cole	32	834	26.1	45	0
1972	Willie Rodgers	17	335	19.7	31	0
1973	Bob Gresham	27	723	26.8	103t	1
1974	Billy Johnson	29	785	27.1	67	0
1975	Billy Johnson	33	798	24.2	81t	1
1976	Billy Johnson	26	579	22.2	53	0
1977	Billy Johnson	25	630	25.2	76t	1
1978	Johnnie Dirden	32	780	24.4	60	0
1979	Richard Ellender	24	514	21.4	35	0
1980	Carl Roaches	37	746	20.2	46	0
1981	Carl Roaches	28	769	27.5	96t	1
1982	Carl Roaches	21	441	21.0	45	0
1983	Steve Brown	31	795	25.6	93t	1
1984	Carl Roaches	30	679	22.6	49	0
1985	Willie Drewrey	26	642	24.7	52	0
1986	Willie Drewrey	25	500	20.0	32	0
	Allen Pinkett	26	519	20.0	48	0
1987	Curtis Duncan	28	546	19.5	62	0
1988	Leonard Harris	34	678	19.9	56	0
1989	Kenny Johnson	21	372	17.7	39	0
1990	Gerald McNeil	27	551	20.4	64	0
1991	Allen Pinkett	26	508	19.5	41	0
1992	Pat Coleman	14	290	20.7	28	0
1993	Willie Drewrey	15	293	19.5	34	0
1994	Todd McNair	23	481	20.9	44	0
1995	Mel Gray	53	1,183	22.3	54	0
1996	Mel Gray	50	1,224	24.5	88	0
1997	Derrick Mason	26	551	21.2	54	0
1998	Mike Archie	42	913	21.7	50	0
1999	Derrick Mason	41	805	19.6	41	0
2000	Derrick Mason	42	1,132	27.0	66	0
2001	Derrick Mason	34	748	22.0	101t	1
2002	John Simon	20	371	18.6	29	0
2003	Jake Schifino	35	703	20.1	39	0
2004	Jason McAddley	38	849	22.3	45	0
2005	Pacman Jones	43	1,127	26.2	85	0
2006	Bobby Wade	50	1,194	23.9	48	0

Year	Player	No	Yds	Avg	Lg	TD
1960	Billy Cannon	4	96	24.0	51	0
1961	Billy Cannon	9	70	7.8	20	0
1962	Bobby Jancik	14	164	11.7	21	0
1963	Bobby Jancik	13	145	11.2	56	0
1964	Bobby Jancik	14	220	15.7	82t	1
1965	Bobby Jancik	12	85	7.1	25	0
1966	Ode Burrell	8	76	9.5	29	0
1967	Larry Carwell	9	154	17.1	54	0
1968	Sid Blanks	22	179	8.1	39	0
1969	Jerry LeVias	35	292	8.3	46	0
1970	Jerry LeVias	25	213	8.5	33	0
1971	Linzy Cole	14	107	7.6	31	0
1972	Ken Houston	25	148	5.9	33	0
1973	Jeff Severson	16	126	7.9	74	0
1974	Billy Johnson	30	409	13.6	49	0
1975	Billy Johnson	40	612	15.3	83t	3
1976	Billy Johnson	39	397	10.2	46	0
1977	Billy Johnson	35	539	15.4	87t	2
1978	Ronnie Coleman	16	142	8.9	32	0
1979	Richard Ellender	31	203	6.5	36	0
1980	Carl Roaches	47	384	8.2	68	0
1981	Carl Roaches	39	296	7.6	40	0
1982	Carl Roaches	19	104	5.5	25	0
1983	Carl Roaches	20	159	8.0	23	0
1984	Carl Roaches	26	152	5.8	18	0
1985	Willie Drewrey	24	215	9.0	23	0
1986	Willie Drewrey	25	262	7.7	25	0
1987	Kenny Johnson	24	196	8.2	26	0
1988	Kenny Johnson	30	170	5.7	16	0
1989	Kenny Johnson	19	122	6.4	19	0
1990	Gerald McNeil	30	172	5.7	26	0
1991	Pat Coleman	22	138	6.3	24	0
1992	Webster Slaughter	20	142	7.1	20	0
1993	Willie Drewrey	41	275	6.7	18	0
1994	Ernest Givins	37	210	5.7	78t	1
1995	Mel Gray	30	303	10.1	20	0
1996	Mel Gray	22	205	9.3	40	0
1997	Mel Gray	17	144	8.5	30	0
1998	Derrick Mason	31	228	7.4	25	0
1999	Derrick Mason	26	225	8.7	65t	1
2000	Derrick Mason	51	662	13.0	69t	1
2001	Derrick Mason	20	128	6.4	20	0
2002	John Simon	13	113	8.7	30	0
2003	Justin McCareins	29	330	11.4	58t	1
2004	Derrick Mason	24	93	3.9	13	0
2005	Pacman Jones	29	272	9.4	52t	1
2006	Pacman Jones	34	440	12.9	90t	3
2007	Chris Davis	31	293	9.5	39	0
2008	Chris Carr	32	323	10.1	44	0
2009	Alvin Pearman	11	112	10.2	18	0

YEAR-BY-YEAR LEADERS

Year	Player	No	Yds	Avg	Lg	TD	Year	Player	No	Yds	Avg	Lg	TD
2010	Marc Mariani	27	329	12.2	87t	1	2002	Lance Schulters (S)	6	56	9.3	28	0
2011	Marc Mariani	46	490	10.7	79t	1	2003	Samari Rolle (CB)	6	141	23.5	52	0
2012	Darius Reynaud	31	410	13.2	81t	2	2004	Andre Dyson (CB)	6	135	22.5	44	0
2013	Darius Reynaud	18	135	7.5	35	0	2005	Reynaldo Hill (CB)	3	88	29.3	52t	1
2014	Dexter McCluster	22	155	7.0	48	0	2006	Chris Hope (S)	5	105	21.0	61t	1
2015	Dexter McCluster	24	217	9.0	37	0	2007	Keith Bulluck (LB)	5	63	12.6	35	0
2016	Marc Mariani	29	235	8.1	18	0	2008	Michael Griffin (S)	7	172	24.6	83t	1
2017	Adoree' Jackson	34	290	8.5	46	0	2009	Cortland Finnegan (CB)	5	194	38.8	80	1
2018	Adoree' Jackson	16	148	9.3	26	0	2010	Michael Griffin (S)	4	50	12.5	28	0
2019	Adam Humphries	12	78	6.5	21	0	2011	Michael Griffin (S)	2	0	0.0	0	0
2020	Kalif Raymond	23	208	9.0	40	0		Jason McCourty (CB)	2	52	26.0	30	0
2021	Chester Rogers	30	293	9.8	55	0	2012	Michael Griffin (S)	4	59	14.8	33	0
2022	C.J. Board	14	147	10.5	19	0		Jason McCourty (CB)	4	29	7.3	28	0

INTERCEPTIONS

Year	Player	No	Yds	Avg	Lg	TD
1960	Mark Johnston (CB)	4	42	10.5	33	0
	Dennit Morris (LB)	4	32	8.0	26	0
	Julian Spence (S)	4	5	1.3	5	0
1961	Jim Norton (S)	9	150	16.7	36	0
1962	Jim Norton (S)	8	75	9.4	36	0
1963	Fred Glick (S)	12	180	15.0	40	1
1964	Pete Jaquess (CB)	8	141	17.6	98t	1
1965	W.K. Hicks (CB)	9	156	17.3	31	0
1966	Jim Norton (S)	4	125	31.3	56	0
	Fred Glick (S)	4	47	11.8	41	0
1967	Miller Farr (CB)	10	264	26.4	67	3
1968	Ken Houston (S)	5	160	32.0	66t	2
1969	Miller Farr (CB)	6	48	8.0	35	0
1970	Zeke Moore (CB)	6	85	14.2	32	0
1971	Ken Houston (S)	9	220	24.4	48t	4
1972	Bob Atkins (S)	2	37	18.5	34	0
	John Charles (S)	2	6	3.0	6	0
1973	Guy Roberts (LB)	4	55	13.8	27	0
	Jeff Severson (S)	4	24	6.0	19	0
1974	Bob Atkins (S)	6	85	14.2	36	0
1975	Zeke Moore (CB)	5	137	27.4	74	0
1976	C.L. Whittington (S)	5	103	20.6	50	0
1977	Mike Reinfeldt (S)	5	78	15.6	30	0
1978	Willie Alexander (CB)	5	51	10.2	29	0
1979	Mike Reinfeldt (S)	12	205	17.1	39	0
1980	Jack Tatum (S)	7	100	14.3	35	0
1981	Greg Stemrick (CB)	3	94	31.3	38	0
	Carter Hartwig (DB)	3	78	26.0	36	0
1982	Robert Brazile (LB)	1	31	31.0	31	0
	Gregg Bingham (LB)	1	8	8.0	8	0
	Vernon Perry (S)	1	8	8.0	8	0
1983	Willie Tullis (DB)	5	65	13.0	44	0
1984	Willie Tullis (DB)	4	48	12.0	22	0
1985	Steve Brown (CB)	5	41	8.2	22	0
1986	Allen Lyday (S)	3	24	8.0	24	0
	Patrick Allen (CB)	3	20	6.7	18	0
1987	Keith Bostic (S)	6	-14	-2.3	7	0
1988	Jeff Donaldson (S)	4	29	7.3	23	0
1989	Steve Brown (CB)	5	54	10.8	41	0
1990	Richard Johnson (CB)	8	100	12.5	35	1
1991	Cris Dishman (CB)	6	61	10.2	43	0
1992	Jerry Gray (CB)	6	24	4.0	22	0
1993	Marcus Robertson (S)	7	137	19.6	69	0
1994	Darryll Lewis (CB)	5	57	11.4	20	0
1995	Darryll Lewis (CB)	6	145	24.2	98t	1
1996	Darryll Lewis (CB)	5	103	20.6	53	1
1997	Darryll Lewis (CB)	5	115	23.0	47t	1
	Marcus Robertson (S)	5	127	25.4	48	0
1998	Darryll Lewis (CB)	4	40	10.0	33	0
1999	Samari Rolle (CB)	4	65	16.3	30	0
2000	Samari Rolle (CB)	7	140	20.0	81t	1
2001	Andre Dyson (CB)	3	36	12.0	36	0
	Samari Rolle (CB)	3	3	1.0	3	0

2012	Michael Griffin (S)	4	59	14.8	33	0
	Jason McCourty (CB)	4	29	7.3	28	0
2013	Alterraun Verner (CB)	5	68	13.6	34	1
2014	Jason McCourty (CB)	3	0	0.0	0	0
2015	Zach Brown (LB)	2	45	22.5	45	0
	Coty Sensabaugh (CB)	2	42	21.0	26t	1
2016	Perrish Cox (CB)	3	3	1.0	3	0
2017	Kevin Byard (S)	8	130	16.3	33	0
2018	Kevin Byard (S)	4	1	0.3	1	0
2019	Kevin Byard (S)	5	79	15.8	28	0
2020	Malcolm Butler (CB)	4	111	27.8	68	0
	Amani Hooker (S)	4	11	2.8	6	0
2021	Kevin Byard (S)	5	66	13.2	24t	1
2022	Kevin Byard (S)	4	57	14.3	28	0

SACKS

Year	Player	Total
1960	Don Floyd (DE)	4
1961	Doug Cline (LB)	6
1962	Ed Husmann (DT)	10
1963	Ed Husmann (DT)	5
	Gary Cutsinger (DE)	5
1964	Ed Husmann (DT)	4
	Don Floyd (DE)	4
1965	Gary Cutsinger (DE)	7
1966	Gary Cutsinger (DE)	5
1967	George Rice (DT)	6
1968	Pat Holmes (DE)	6
1969	Elvin Bethea (DE)	14
1970	Elvin Bethea (DE)	9.5
1971	Elvin Bethea (DE)	13
1972	Mike Tilleman (DT)	12
1973	Elvin Bethea (DE)	17
1974	Ted Washington (LB)	11
1975	Curly Culp (DT)	11.5
1976	Elvin Bethea (DE)	14.5
1977	James Young (DE)	7.5
1978	Elvin Bethea (DE)	8
1979	Jesse Baker (DE)	15.5
1980	Mike Stensrud (DE)	7
1981	Jesse Baker (DE)	10
1982	Jesse Baker (DE)	7.5
1983	Jesse Baker (DE)	5.5
1984	Jesse Baker (DE)	11
1985	Jesse Baker (DE)	5.5
1986	Ray Childress (DE)	5
1987	Ray Childress (DE)	6
1988	Ray Childress (DE)	8.5
	William Fuller (DE)	8.5
1989	Ray Childress (DE)	8.5
1990	Sean Jones (DE)	12.5
1991	William Fuller (DE)	15
1992	Ray Childress (DE)	13
1993	Sean Jones (DE)	13
1994	Lamar Lathon (DE)	8.5
1995	Anthony Cook (DE)	4.5
	Henry Ford (DE)	4.5
1996	Anthony Cook (DE)	7.5

YEAR-BY-YEAR LEADERS

Year	Player	Total	Year	Player	Solo	Assist	Total
1997	Kenny Holmes (DE)	7	1986	John Grimsley (LB)	112	87	199
	Gary Walker (DT)	7	1987	Al Smith (LB)	46	56	102
1998	Lonnie Marts (LB)	4	1988	John Grimsley (LB)	70	45	115
1999	Jevon Kearse (DE)	14.5	1989	John Grimsley (LB)	73	30	103
2000	Jevon Kearse (DE)	11.5	1990	Al Smith (LB)	78	26	104
2001	Jevon Kearse (DE)	10.0	1991	Al Smith (LB)	101	45	146
2002	Kevin Carter (DE)	10.0	1992	Al Smith (LB)	70	52	122
2003	Jevon Kearse (DE)	9.5	1993	Al Smith (LB)	67	28	95
2004	Kevin Carter (DE)	6.0	1994	Al Smith (LB)	97	45	142
2005	Kyle Vanden Bosch (DE)	12.5	1995	Blaine Bishop (S)	75	22	97
2006	Kyle Vanden Bosch (DE)	6.5	1996	Blaine Bishop (S)	73	36	100
2007	Kyle Vanden Bosch (DE)	12	1997	Barron Wortham (LB)	61	36	97
2008	Albert Haynesworth (DT)	8.5	1998	Joe Bowden (LB)	88	57	145
2009	Jacob Ford (DE)	5.5	1999	Blaine Bishop (S)	83	30	113
2010	Jason Babin (DE)	12.5		Eddie Robinson (LB)	64	49	113
2011	Karl Klug (DT)	7.0	2000	Randall Godfrey (LB)	97	72	169
2012	Derrick Morgan (DE)	6.5	2001	Randall Godfrey (LB)	79	32	111
2013	Jurrell Casey (DT)	10.5	2002	Keith Bulluck (LB)	116	64	180
2014	Derrick Morgan (OLB)	6.5	2003	Keith Bulluck (LB)	110	61	171
2015	Jurrell Casey (DT)	7.0	2004	Keith Bulluck (LB)	108	63	171
	Brian Orakpo (OLB)	7.0	2005	Keith Bulluck (LB)	106	44	150
2016	Brian Orakpo (OLB)	10.5	2006	Keith Bulluck (LB)	107	54	161
2017	Derrick Morgan (OLB)	7.5	2007	David Thornton (LB)	97	43	140
2018	Jurrell Casey (DT)	7.0	2008	Keith Bulluck (LB)	83	37	120
2019	Harold Landry III (OLB)	9.0	2009	Stephen Tulloch (LB)	95	37	132
2020	Harold Landry III (OLB)	5.5	2010	Stephen Tulloch (LB)	121	48	169
2021	Harold Landry III (OLB)	12.0	2011	Jordan Babineaux (S)	81	36	117
2022	Denico Autry (OLB)	8.0	2012	Akeem Ayers (LB)	79	31	110
			2013	Bernard Pollard (S)	93	49	142
			2014	Wesley Woodyard (LB)	66	68	134
			2015	Avery Williamson (LB)	79	58	137
			2016	Avery Williamson (LB)	76	73	149
			2017	Wesley Woodyard (LB)	104	68	172
			2018	Wesley Woodyard (LB)	85	39	124
			2019	Rashaan Evans (LB)	84	55	139
			2020	Kevin Byard (S)	79	32	111
			2021	Kevin Byard (S)	58	30	88
			2022	Kevin Byard (S)	69	37	106

TACKLES (SINCE 1974)				
Year	Player	Solo	Assist	Total
1974	Gregg Bingham (LB)	128	78	206
1975	Gregg Bingham (LB)	110	75	185
1976	Gregg Bingham (LB)	100	91	191
1977	Gregg Bingham (LB)	95	95	190
1978	Gregg Bingham (LB)	109	114	223
1979	Gregg Bingham (LB)	100	103	203
1980	Gregg Bingham (LB)	112	100	212
1981	Gregg Bingham (LB)	112	60	172
1982	Daryl Hunt (LB)	61	24	85
1983	Gregg Bingham (LB)	87	48	135
1984	Robert Abraham (LB)	106	92	198
1985	Avon Riley (LB)	80	67	147

INDIVIDUAL RECORDS: SERVICE

Number of Games Played in Regular Season

1960–1977: 14 games
 1978–1981, 1983–1986, 1988–2020: 16 games
 1982: 9 games
 1987: 15 games
 2021–present: 17 games

Most Seasons

19 Bruce Matthews, 1983-2001
 16 Elvin Bethea, 1968-83
 13 Brad Hopkins, 1993-2005
 13 Brett Kern, 2009-21
 12 Gregg Bingham, 1973-84
 12 Mike Munchak, 1982-93
 12 Craig Hentrich, 1998-09

Most Seasons, Active

9 Taylor Lewan, 2014-22

Most Games Played

296 Bruce Matthews, 1983-2001
 210 Elvin Bethea, 1968-83
 197 Brett Kern, 2009-21
 194 Brad Hopkins, 1993-2005
 177 Craig Hentrich, 1998-2009
 173 Gregg Bingham, 1973-84
 160 Ray Childress, 1985-95
 159 Mike Munchak, 1982-93

157 Keith Bulluck, 2000-09
 152 Benji Olson, 1998-2007
 151 Al Del Greco, 1991-2000
 148 Michael Roos, 2005-14
 147 Robert Brazile, 1975-84
 146 Ted Thompson, 1975-84
 145 Zeke Moore, 1967-77
 144 Rob Bironas, 2005-13
 144 Ken Burrough, 1971-81
 141 Michael Griffin, 2007-15
 141 Warren Moon, 1984-93

Most Games Played, Active

114 Kevin Byard, 2016-22
 108 Ben Jones, 2016-22
 105 Taylor Lewan, 2014-22

Most Consecutive Games Played

232 Bruce Matthews, 1987-2001
 177 Brett Kern, 2009-21
 147 Robert Brazile, 1975-84
 146 Craig Hentrich, 1998-2007
 144 Rob Bironas, 2005-13
 135 Beau Brinkley, 2012-20
 135 Elvin Bethea, 1968-77
 135 Keith Bulluck, 2000-09
 134 Gregg Bingham, 1973-81
 128 Eddie George, 1996-2003

Most Consecutive Games Played, Active

114 Kevin Byard, 2016-22
 34 Morgan Cox, 2021-22
 29 Nick Westbrook-Ikhine, 2021-22

Most Consecutive Games Started

229 Bruce Matthews, 1987-2001
 147 Robert Brazile, 1975-84
 135 Elvin Bethea, 1968-77
 134 Gregg Bingham, 1973-81
 128 Eddie George, 1996-2003
 127 Keith Bulluck, 2001-09

Most Consecutive Games Started, Active

105 Kevin Byard, 2016-22
 17 Aaron Brewer, 2022
 17 Roger McCreary, 2022

INDIVIDUAL RECORDS: SCORING

Most Seasons Leading Team

9 Rob Bironas, 2005-13
 9 Al Del Greco, 1992-2000
 7 George Blanda, 1960-66
 5 Ryan Succop, 2014-18
 5 Tony Zendejas, 1985-90

Most Consecutive Seasons Leading Team

9 Rob Bironas, 2005-13
 9 Al Del Greco, 1992-2000
 7 George Blanda, 1960-66
 5 Ryan Succop, 2014-18
 5 Tony Zendejas, 1985-89

POINTS

Career

1,060 Al Del Greco, 1991-2000 (322 PAT, 246 FG)
 1,032 Rob Bironas, 2005-13 (315 PAT, 239 FG)
 598 George Blanda, 1960-66 (4 TD, 301 PAT, 91 FG)
 548 Tony Zendejas, 1985-90 (197 PAT, 117 FG)
 529 Ryan Succop, 2014-19 (178 PAT, 117 FG)
 490 Derrick Henry, 2016-2022 (81 TD, 2 two-point)
 450 Eddie George, 1996-2003 (74 TD, 3 two-point)
 438 Earl Campbell, 1978-84 (73 TD)

Season

136 Ryan Succop, 2017 (31 PAT, 35 FG)
 136 Al Del Greco, 1998 (28 PAT, 36 FG)
 133 Rob Bironas, 2007 (28 PAT, 35 FG)

131 Al Del Greco, 1996 (35 PAT, 32 FG)
 127 Rob Bironas, 2008 (40 PAT, 29 FG)
 126 Al Del Greco, 1993 (39 PAT, 29 FG)
 123 Gary Anderson, 2003 (42 PAT, 27 FG)

Most Seasons, 100 or More Points

8 Al Del Greco, 1992-93, 1995-2000
 7 Rob Bironas, 2007-13
 3 Ryan Succop, 2016-18
 2 George Blanda, 1960-61
 2 Tony Zendejas, 1988-89
 2 Derrick Henry, 2019-20

Season, Rookie

92 Tony Zendejas, 1985 (29 PAT, 21 FG)
 86 Roy Gerela, 1969 (29 PAT, 19 FG)
 72 Bill Groman, 1960 (12 TD)

Game

30 Billy Cannon, @ N.Y. Titans, 12/10/61 (5 TD)
 26 Rob Bironas, @ Hou., 10/21/07 (8 FG, 2 PAT)
 26 George Blanda, vs. L.A. Chargers, 9/18/60 (3 TD, 5 PAT, 1 FG)

Game, Opponent

24 Art Powell, @ Oakland, 12/22/63
 24 Corey Dillon, @ Cincinnati, 12/4/97
 19 Robbie Gould, @ San Francisco, 12/17/17
 19 Cody Parkey, @ Philadelphia, 11/23/14
 19 Horst Muhlmann, vs. Cincinnati, 12/17/72

Most Consecutive Games Scoring

67 Al Del Greco, 1994-00
 46 Rob Bironas, 2006-08

TOUCHDOWNS

Career

81 Derrick Henry, 2016-22
 74 Eddie George, 1996-2003
 73 Earl Campbell, 1978-84
 58 Chris Johnson, 2008-13
 51 Charlie Hennigan, 1960-66
 48 Kenny Burrough, 1971-81
 Ernest Givins, 1986-94

Season

19 Earl Campbell, 1979
 18 Derrick Henry, 2019
 18 Bill Groman, 1961

Game

5 Billy Cannon, @ N.Y. Titans, 12/10/61

Game, Opponent

4 Art Powell, @ Oakland, 12/22/63
 4 Bob Hayes, @ Dallas, 12/20/70
 4 Corey Dillon, @ Cincinnati, 12/4/97
 3 21 times, last by Antonio Brown, @ Pittsburgh, 11/16/17

Most Consecutive Team Games Scoring TD

8 Bill Groman, 1961
 6 DeMarco Murray, 2016
 5 Derrick Henry, 2020
 5 Derrick Henry, 2019

INDIVIDUAL RECORDS: SCORING

5	Hoyle Granger, 1967
5	Ken Burrough, 1977
5	Earl Campbell, 1979
5	Earl Campbell, 1983
5	Chris Sanders, 1995
5	Eddie George, 1998-99
5	Kenny Britt, 2010

POINTS AFTER TOUCHDOWNS

Career

322	Al Del Greco, 1991-2000
315	Rob Bironas, 2005-13
301	George Blanda, 1960-66
197	Tony Zendejas, 1985-90
178	Ryan Succop, 2014-19
149	Toni Fritsch, 1977-81

Season

64	George Blanda, 1961
48	George Blanda, 1962
	Tony Zendejas, 1988

Game

8	George Blanda, vs. N.Y. Titans, 10/14/62
7	George Blanda, @ Denver, 11/5/61
7	George Blanda, vs. N.Y. Titans, 11/19/61
7	George Blanda, @ Oakland, 12/22/63
7	Teddy Garcia, vs. Cleveland, 12/9/90

Most Made, Opponent, Game

8	Stephen Gostkowski, @ New England, 10/18/09
7	Mason Crosby, @ Green Bay, 12/23/12
7	Cotton Davidson, @ Oakland, 12/22/63
7	Horst Muhlmann, vs. Cincinnati, 12/17/72
7	Jim Breech, @ Cincinnati, 12/17/89
7	Sebastian Janikowski, @ Oakland, 9/29/02
7	Lawrence Tynes, vs. Kansas City, 12/13/04

Most Consecutive PATs

285	Rob Bironas, 2006-13
229	Al Del Greco, 1993-2000
79	Gary Anderson, 2003-04
76	Al Del Greco, 1991-93
75	Skip Butler, 1972-76

Most Two-Point Conversions, Career

3	Eddie George, 1996-2003
3	Haywood Jeffires, 1987-95
3	Steve McNair, 1995-2005
3	Ryan Tannehill , 2019-2022

Most Two-Point Conversions, Season

3	Haywood Jeffires, 1994
---	------------------------

Most Two-Point Conversions, Game

1	37 times, last by Chig Okonkwo vs. Jacksonville, 12/11/22 (pass)
---	---

Most Two-Point Conversions, Opponent, Game

2	Charles Johnson @ Pittsburgh, 11/1/98 (pass, pass)
---	--

FIELD GOALS

Most Attempted, Career

295	Al Del Greco, 1991-2000
279	Rob Bironas, 2005-13
187	George Blanda, 1960-66
163	Tony Zendejas, 1985-90
140	Ryan Succop, 2014-19
122	Skip Butler, 1972-77

Most Attempted, Season

42	Ryan Succop, 2017
40	Roy Gerela, 1969
39	Al Del Greco, 1998
39	Rob Bironas, 2007
38	Al Del Greco, 1996
37	Tony Zendejas, 1989
35	Al Del Greco, 1997

Most Attempted, Game

8	Rob Bironas, @ Houston, 10/21/07
6	George Blanda, vs. N.Y. Titans, 10/9/60
6	George Blanda, vs. Denver, 9/14/63
6	Skip Butler, @ Cleveland, 10/12/75
6	Al Del Greco, vs. Atlanta, 12/5/93
6	Stephen Gostkowski, @ Minnesota, 9/27/20

Most Attempted, Opponent, Game

7	Tom Dempsey, Philadelphia, 11/12/72
6	Roy Gerela, Pittsburgh, 12/9/73
6	Jim Breech, @ Cincinnati, 11/1/87
6	John Carney, @ San Diego, 9/19/93
6	Sebastian Janikowski, @ Oakland, 11/24/13
6	Robbie Gould, @ San Francisco, 12/17/17
6	Cody Parkey, @ Philadelphia, 11/23/14
6	Blair Walsh, Minnesota, 9/11/16

Most Made, Career

246	Al Del Greco, 1991-2000
239	Rob Bironas, 2005-13
117	Ryan Succop, 2014-19
117	Tony Zendejas, 1985-90
91	George Blanda, 1960-66
81	Toni Fritsch, 1977-81

Most Made, Season

36	Al Del Greco, 1998
35	Ryan Succop, 2017
35	Rob Bironas, 2007
32	Al Del Greco, 1996
29	Al Del Greco, 1993
29	Rob Bironas, 2008
29	Rob Bironas, 2011

Most Made, Game

* 8	Rob Bironas, @ Houston, 10/21/07
6	Stephen Gostkowski, @ Minnesota, 9/27/20
5	Ryan Succop, vs. Indianapolis,

	10/16/17
5	Al Del Greco, @ Philadelphia, 12/3/2000
5	Roy Gerela, vs. Miami, 9/28/69

* Denotes NFL Record

Most Made, Opponent, Game

6	Robbie Gould, @ San Francisco, 12/17/17
6	Tom Dempsey, vs. Philadelphia, 11/12/72
6	John Carney, @ San Diego, 9/19/93
5	9 times, last by Nick Folk, @ New England, 11/28/21

Most Consecutive Field Goals Made

20	Al Del Greco, 1998-99
20	Rob Bironas, 2007-08
20	Rob Bironas, 2010
20	Rob Bironas, 2011-12
19	Ryan Succop, 2016-17
19	Rob Bironas, 2007
18	Al Del Greco, 1995-96
16	Ryan Succop, 2017
15	Ryan Succop, 2014-15
14	Al Del Greco, 1999-2000
14	Rob Bironas, 2011

Most Consecutive Games With Field Goal Made

20	Rob Bironas, 2009-10
19	Rob Bironas, 2006-07
13	Rob Bironas, 2011-12
12	Al Del Greco, 1998
12	Gary Anderson, 2003
12	Rob Bironas, 2008
10	George Blanda, 1964-65
10	George Blanda, 1966
10	Ryan Succop, 2016-17

Longest Field Goal

60	Rob Bironas, vs. Indianapolis, 12/3/06
56	Al Del Greco, vs. San Francisco, 10/27/96
56	Rob Bironas, @ Denver, 11/19/07
55	Stephen Gostkowski, @ Minnesota, 9/27/20
55	Rob Bironas, vs. Denver, 10/3/10
55	Rob Bironas, vs. Houston, 12/29/13
55	George Blanda, vs. San Diego, 12/3/61
54	Stephen Gostkowski, @ Minnesota, 9/27/20
54	George Blanda, @ Oakland, 11/11/62
54	Skip Butler, @ Buffalo, 9/19/76
54	Al Del Greco, vs. Kansas City, 9/20/92
54	Ryan Succop, @ Buffalo, 10/7/18

Longest Field Goal, Opponent

64	Matt Prater, @ Denver, 12/8/13
56	Jason Myers, @ Jacksonville, 12/24/16
56	Jason Elam, Denver, 11/26/95
55	Chris Bahr, @ Cincinnati, 9/23/79
55	Matt Stover, Cleveland, 11/17/91
54	(six times, last by Jason Myers, N.Y. Jets, 12/2/18)

INDIVIDUAL RECORDS: SCORING

Highest Field Goal Percentage, Career (100 made)

85.7	Rob Bironas, 2005-13, (239 of 279)
83.6	Ryan Succop, 2014-19 (117 of 140)
83.4	Al Del Greco, 1991-2000, (246 of 295)

Season

92.3	Al Del Greco, 1998 (36 of 39)
92.3	Rob Bironas, 2010 (24 of 26)
91.7	Ryan Succop, 2016 (22 of 24)
90.6	Rob Bironas, 2011 (29 of 32)
89.7	Rob Bironas, 2007 (35 of 39)
87.9	Rob Bironas, 2008 (29 of 33)

87.5	Ryan Succop, 2015 (14 of 16)
87.1	Gary Anderson, 2003 (27 of 31)
87.1	Al Del Greco, 1995 (27 of 31)
86.7	Ryan Succop, 2018 (26 of 30)

SAFETIES

Most Safeties, Career

2	Elvin Bethea (1968-83)
2	James Young (1977-79)

Most Safeties, Game

1	41 times, last by Cameron Wake at Cleveland (9/8/19), sack in end zone
---	--

INDIVIDUAL RECORDS: RUSHING

Most Seasons Leading Team

8	Eddie George, 1996-2003
6	Derrick Henry , 2017-22
6	Earl Campbell, 1978-84
6	Chris Johnson, 2008-13
4	Mike Rozier, 1985-90

Most Consecutive Seasons Leading Team

8	Eddie George, 1996-2003
6	Derrick Henry , 2017-22
6	Earl Campbell, 1978-83
6	Chris Johnson, 2008-13
4	Mike Rozier, 1985-88

ATTEMPTS

Career

2,733	Eddie George, 1996-2003
1,979	Earl Campbell, 1978-84
1,750	Derrick Henry , 2016-22
1,742	Chris Johnson, 2008-13
1,000	Lorenzo White, 1988-94
910	Mike Rozier, 1985-90
907	Charles Tolar, 1960-66
773	Hoyle Granger, 1966-70, 72

Season

403	Eddie George, 2000
378	Derrick Henry , 2020
373	Earl Campbell, 1980
368	Earl Campbell, 1979
361	Earl Campbell, 1981

Game

39	Earl Campbell, vs. Seattle, 10/11/81
38	Earl Campbell, @ Kansas City, 10/12/80
37	Earl Campbell, vs. Cincinnati, 10/4/81

Game, Opponent

39	Corey Dillon, @ Cincinnati, 12/4/97
34	Rodney Hampton, N.Y. Giants, 11/21/94
33	Le'Veon Bell, Pittsburgh, 11/17/14
32	Greg Pruitt, Cleveland, 12/3/81
32	Tony Collins, @ New England, 11/28/82
32	Melvin Gordon, @ San Diego, 11/6/16

YARDS GAINED

Career

10,009	Eddie George, 1996-2003
8,574	Earl Campbell, 1978-84
8,335	Derrick Henry , 2016-22
7,965	Chris Johnson, 2008-13
4,079	Lorenzo White, 1988-94
3,514	Hoyle Granger, 1966-70, 72
3,439	Steve McNair, 1995-05
3,426	Mike Rozier, 1985-90

Season

2,027	Derrick Henry , 2020
2,006	Chris Johnson, 2009
1,934	Earl Campbell, 1980
1,697	Earl Campbell, 1979
1,540	Derrick Henry , 2019
1,538	Derrick Henry , 2022
1,509	Eddie George, 2000
1,450	Earl Campbell, 1978

Season, Rookie

1,450	Earl Campbell, 1978
1,368	Eddie George, 1996
1,228	Chris Johnson, 2008
947	Rodney Thomas, 1995
756	Sid Blanks, 1964
652	Rob Carpenter, 1977

Game

250	Derrick Henry @ Houston, 1/3/21
238	Derrick Henry vs. Jacksonville, 12/6/18
228	Chris Johnson vs. Jacksonville, 11/1/09
219	Derrick Henry @ Houston, 10/30/22
216	Billy Cannon, @ N.Y. Titans, 12/10/61
216	Eddie George, vs. Oakland, 8/31/97
215	Derrick Henry , at Jacksonville, 12/13/20
212	Derrick Henry , vs. Houston, 10/18/20
211	Derrick Henry , @ Houston, 12/29/19
206	Earl Campbell, @ Chicago, 11/16/80

Game, Opponent

246	Corey Dillon, @ Cincinnati, 12/4/97
-----	-------------------------------------

215	Eric Dickerson, @ L.A. Rams, 12/9/84
204	Le'Veon Bell, Pittsburgh, 11/17/14
201	James Brooks, @ Cincinnati, 12/23/90

Longest Run

99	Derrick Henry vs. Jacksonville, 12/6/18 (TD)
94	Derrick Henry vs. Houston, 10/18/20 (TD)
94	Chris Johnson vs. N.Y. Jets, 12/17/12 (TD)
91	Chris Johnson vs. Houston, 9/20/09 (TD)
91	Sid Blanks vs. N.Y. Jets, 12/13/64 (TD)
89	Chris Johnson vs. Jacksonville, 11/1/09 (TD)
87	Marcus Mariota vs. Jacksonville, 12/6/15 (TD)
85	Chris Johnson vs. Arizona, 11/29/09 (TD)
83	Chris Johnson @ Buffalo, 10/21/12 (TD)
81	Earl Campbell vs. Miami, 11/20/78 (TD)

Longest Run, Opponent

97	Lamar Miller, @ Houston, 11/26/18 (TD)
91	Wilbert Montgomery, @ Philadelphia, 12/19/82 (TD)
80	Donald Brown, @ Indianapolis, 12/18/11 (TD)
80	Corey Dillon at Cincinnati, 10/8/2000 (TD)
80	Wray Carlton, vs. Buffalo, 12/5/65 (TD)
79	Bill Mathis, @ N.Y. Jets, 11/21/65

Most Seasons, 1,000 or More Yards

7	Eddie George, 1996-2000, 2002-03
6	Chris Johnson, 2008-13
5	Earl Campbell, 1978-81, 1983
4	Derrick Henry , 2018-20, 2022
1	Nine players, last by DeMarco Murray in 2016

Most Consecutive Seasons, 1,000 or More Yards

6	Chris Johnson, 2008-13
5	Eddie George, 1996-2000

INDIVIDUAL RECORDS: RUSHING

4	Earl Campbell, 1978-81
3	Derrick Henry , 2018-20
2	Eddie George, 2002-03

Most Games, 200 or More Yards, Season

4	Earl Campbell, 1980
3	Derrick Henry , 2020

Most Games, 100 or More Yards, Career

39	Earl Campbell, 1978-84
36	Eddie George, 1996-03
35	Chris Johnson, 2008-13
34	Derrick Henry , 2016-22
11	Hoyle Granger, 1966-70, 1972
8	Mike Rozier, 1985-90

Most Games, 100 or More Yards, Season

12	Chris Johnson, 2009
11	Earl Campbell, 1979
10	Earl Campbell, 1980
10	Derrick Henry , 2020
9	Derrick Henry , 2022
8	Chris Johnson, 2010
8	Eddie George, 1997
7	Hoyle Granger, 1967
7	Earl Campbell, 1978, 1983

Most Consecutive Games, 100 or More Yards

12	Chris Johnson, 2009-10
7	Earl Campbell, 1979
6	Earl Campbell, 1980
5	Eddie George, 1998
5	Derrick Henry , 2022
5	Derrick Henry , 2021

AVERAGE GAIN

Career (Minimum 750 attempts)

4.76	Derrick Henry (2016-22)
4.57	Chris Johnson (2008-13)
4.56	Hoyle Granger (1966-70, 1972)
4.33	Earl Campbell (1978-84)
4.08	Lorenzo White (1988-94)

Season

5.60	Chris Johnson, 2009
5.36	Derrick Henry , 2020
5.21	Sid Blanks, 1964
5.18	Earl Campbell, 1980
5.14	Gary Brown, 1993
5.08	Derrick Henry , 2019
5.05	Hoyle Granger, 1967

TOUCHDOWNS

Career

78	Derrick Henry , 2016-22
73	Earl Campbell, 1978-84
64	Eddie George, 1996-2003
50	Chris Johnson, 2008-13
36	Steve McNair, 1995-2005
29	Lorenzo White, 1988-94
27	Mike Rozier, 1985-90

Season

19	Earl Campbell, 1979
17	Derrick Henry , 2020
16	Derrick Henry , 2019
15	LenDale White, 2008
14	Eddie George, 2000
14	Chris Johnson, 2009

Season, Rookie

13	Earl Campbell, 1978
----	---------------------

Game

4	Derrick Henry , vs. Jacksonville, 12/6/18
4	Earl Campbell, vs. Miami, 11/20/78
4	Lorenzo White, vs. Cleveland, 12/9/90

Game, Opponent

4	Corey Dillon, @ Cincinnati, 12/4/97
3	12 times, last by Marshall Faulk, @ Ind., 9/4/94

Most Consecutive Games, Rushing Touchdown

6	Earl Campbell, 9/4/83–10/16/83
5	Derrick Henry , 9/27/20–11/1/20
5	Derrick Henry , 11/3/19–12/8/19
5	Earl Campbell, 9/16/79–10/14/79
5	DeMarco Murray, 10/16/16–11/13/16
4	(Nine times, last by Derrick Henry , 9/19/22-10/9/22)

INDIVIDUAL RECORDS: PASSING

Most Seasons Leading Team

10	Warren Moon, 1984-93
9	Dan Pastorini, 1971-79
8	Steve McNair, 1997-2003, 2005

Most Consecutive Seasons Leading Team

10	Warren Moon, 1984-93
9	Dan Pastorini, 1971-79
7	George Blanda, 1960-66
7	Steve McNair, 1997-2003

ATTEMPTS

Career

4,546	Warren Moon, 1984-93
3,871	Steve McNair, 1995-2005
2,784	George Blanda, 1960-66
2,767	Dan Pastorini, 1971-79
1,765	Marcus Mariota, 2015-19
1,623	Ryan Tannehill , 2019-22
1,190	Vince Young, 2006-10
1,081	Kerry Collins, 2006-10
824	Pete Beathard, 1967-69
739	Ken Stabler, 1980-81

Season

655	Warren Moon, 1991
584	Warren Moon, 1990
531	Ryan Tannehill , 2021
520	Warren Moon, 1993
518	Matt Hasselbeck, 2011
505	George Blanda, 1964
492	Steve McNair, 1998
492	Steve McNair, 2002

Game

68	George Blanda, @ Buffalo, 11/1/64
60	George Blanda, vs. Oakland, 11/7/65
60	Billy Volek, @ Oakland, 12/19/04

Game, Opponent

68	Patrick Mahomes, @ Kansas City, 11/6/22
61	Colt McCoy, @ Cleveland, 10/2/11
59	Peyton Manning, @ Denver, 12/8/13
54	Matt Barkley, @ Chicago, 11/27/16
54	Blake Bortles, Jacksonville, 10/27/16
54	Matt Schaub, Houston, 12/19/10
54	Eric Zeier, @ Cleveland, 11/5/95

COMPLETIONS

Career

2,632	Warren Moon, 1984-93
2,305	Steve McNair, 1995-2005
1,426	Dan Pastorini, 1971-79
1,347	George Blanda, 1960-66
1,110	Marcus Mariota, 2015-19
1,085	Ryan Tannehill , 2019-22
689	Vince Young, 2006-10
613	Kerry Collins, 2006-10
458	Ken Stabler, 1980-81

Season

404	Warren Moon, 1991
362	Warren Moon, 1990
357	Ryan Tannehill , 2021
319	Matt Hasselbeck, 2011
315	Ryan Tannehill , 2020
303	Warren Moon, 1993
301	Steve McNair, 2002
293	Ken Stabler, 1980

Game

41	Warren Moon, vs. Dallas, 11/10/91
40	Billy Volek, @ Oakland, 12/19/04

INDIVIDUAL RECORDS: PASSING

39	Billy Volek, @ San Diego, 10/3/04
37	George Blanda, @ Buffalo, 11/1/64
36	Ryan Fitzpatrick, vs. Arizona, 12/15/13
36	Warren Moon, vs. Seattle, 11/7/93

Game, Opponent

43	Patrick Mahomes, @ Kansas City, 11/6/22
40	Colt McCoy, @ Cleveland, 10/2/11
39	Peyton Manning, @ Denver, 12/8/13
37	Peyton Manning, @ Indianapolis, 11/3/02
36	Tim Couch, Cleveland, 9/22/02
36	Peyton Manning, Indianapolis, 10/11/09
36	Drew Brees, New Orleans, 12/11/11
36	Patrick Mahomes, Kansas City, 11/10/19
36	Nick Foles, Chicago, 11/8/20

Consecutive Completions in a Game (Since 1997)

19	Marcus Mariota, @ Houston, 11/26/18
15	Marcus Mariota, vs. Philadelphia, 9/30/18

Consecutive Completions to Begin a Game (Since 1997)

19	Marcus Mariota, @ Houston, 11/26/18
10	Marcus Mariota, vs. Green Bay, 11/13/16
10	Steve McNair, @ New England, 9/20/98

COMPLETION PERCENTAGE

Career (Minimum 1,500 attempts)

66.9	Ryan Tannehill , 2019-22 (1,085 of 1,623)
62.9	Marcus Mariota, 2015-19 (1,110 of 1,765)
59.5	Steve McNair, 1995-2005 (2,305 of 3,871)
57.9	Warren Moon, 1984-93 (2,632 of 4,546)
51.5	Dan Pastorini, 1971-79 (1,426 of 2,767)
48.4	George Blanda, 1960-66 (1,347 of 2,784)

Season

70.3	Ryan Tannehill , 2019 (201 of 286)
68.9	Marcus Mariota, 2018 (228 of 331)
67.2	Ryan Tannehill , 2021 (357 of 531)
65.6	Cody Carlson, 1992 (149 of 227)
65.5	Ryan Tannehill , 2020 (315 of 481)
65.2	Ryan Tannehill , 2022 (212 of 325)
64.7	Warren Moon, 1992 (224 of 346)
64.5	Ken Stabler, 1980 (293 of 454)
63.2	Chris Chandler, 1995 (225 of 356)
62.6	Steve McNair, 2000 (248 of 396)

Game (Min. 20 attempts)

95.7	Marcus Mariota, @ Houston, 11/26/18 (22 of 23)
------	--

88.5	Chris Chandler, @ Cincinnati, 9/24/95 (23 of 26)
85.7	Ken Stabler, vs. Baltimore, 9/21/80 (18 of 21)
82.6	Steve McNair, vs. Indianapolis, 12/8/02 (19 of 23)
82.6	Warren Moon, vs. Miami, 10/1/89 (19 of 23)
82.1	Ken Stabler, @ Cleveland, 9/15/80 (23 of 28)
81.8	Marcus Mariota, vs. Jacksonville, 10/27/16 (18 of 22)
81.5	Ryan Tannehill , @ Green Bay, 10/17/22 (22 of 27)
81.0	Ryan Tannehill , @ Indianapolis, 10/2/22 (17 of 21)
80.0	Chris Chandler, @ Cleveland, 11/5/95 (16 of 20)

YARDS GAINED

Career

33,685	Warren Moon, 1984-93
27,141	Steve McNair, 1995-2005
19,149	George Blanda, 1960-66
16,846	Dan Pastorini, 1971-79
13,207	Marcus Mariota, 2015-19
12,831	Ryan Tannehill , 2019-22
8,098	Vince Young, 2006-10
6,804	Kerry Collins, 2006-10
5,190	Ken Stabler, 1980-81
5,128	Pete Beathard, 1967-69

Season

4,690	Warren Moon, 1991
4,689	Warren Moon, 1990
3,819	Ryan Tannehill , 2020
3,734	Ryan Tannehill , 2021
3,631	Warren Moon, 1989
3,571	Matt Hasselbeck, 2011
3,489	Warren Moon, 1986
3,485	Warren Moon, 1993

Game

527	Warren Moon, @ Kansas City, 12/16/90
492	Billy Volek, @ Oakland, 12/19/04
464	George Blanda, @ Buffalo, 10/29/61
457	Jacky Lee, @ Boston, 10/13/61
432	Warren Moon, vs. Dallas, 11/10/91

Game, Opponent

446	Patrick Mahomes, @ Kansas City, 11/6/22
446	Patrick Mahomes, Kansas City, 11/10/19
425	Peyton Manning, @ Indianapolis, 12/5/04
407	Tom Flores, @ Oakland, 12/22/63
406	Tony Romo, @ Dallas, 10/10/10
397	Peyton Manning, @ Denver, 12/8/13
397	Matt Ryan, @ Atlanta, 9/29/19
393	Andrew Luck, @ Indianapolis, 9/28/14
389	Drew Brees, @ New Orleans, 11/8/15
389	Jim McMahon, @ San Diego, 9/17/89

Most Seasons, 3,000 or More Passing Yards

6	Warren Moon, 1984-93
5	Steve McNair, 1998, 2001-03, 2005
3	George Blanda, 1961, 1963-64

Most Games, 400 or More Passing Yards, Career

4	Warren Moon, 1984-93
2	Billy Volek, 2000-06
2	George Blanda, 1960-66
1	Ryan Fitzpatrick, 2013
1	Jacky Lee, 1960-63; 1966-67
1	Steve McNair, 1995-2005

Most Games, 400 or More Passing Yards, Season

2	Billy Volek, 2004
2	George Blanda, 1961
2	Warren Moon, 1991

Most Games, 300 or More Passing Yards, Career

38	Warren Moon, 1984-93
15	George Blanda, 1960-66
10	Steve McNair, 1995-2005

Most Games, 300 or More Passing Yards, Season

9	Warren Moon, 1990
6	Warren Moon, 1991

Most Consecutive Games, 300 or More Passing Yards

4	Warren Moon, 1990
3	George Blanda, 1964
3	Warren Moon, 1985
3	Warren Moon, 1991

Longest Pass Completion (All TDs)

98	Jacky Lee (to Willard Dewveall), vs. S.D., 11/25/62
95	George Blanda (to Dick Compton), vs. Buffalo, 12/5/65
92	Jacky Lee (to Bill Groman), vs. Denver, 11/20/60

Longest Pass Completion, Opponent (All TDs)

94	Jack Kemp (to Glenn Bass), Buffalo, 10/11/64
90	John McCormick (to Bob Scarpitto), @ Den 10/17/65

TOUCHDOWN PASSES

Career

196	Warren Moon, 1984-93
165	George Blanda, 1960-66
156	Steve McNair, 1995-2005
96	Dan Pastorini, 1971-79

Season

36	George Blanda, 1961
33	Warren Moon, 1990
33	Ryan Tannehill , 2020
27	George Blanda, 1962
26	Marcus Mariota, 2016
24	Steve McNair, 2003
24	George Blanda, 1963

INDIVIDUAL RECORDS: PASSING

24	George Blanda, 1960
Game	
7*	George Blanda, vs. N.Y. Titans, 11/19/61
6	George Blanda, vs. N.Y. Titans, 10/14/62
5	Steve McNair, vs. Jacksonville, 12/26/99
5	Warren Moon, at Cincinnati, 10/11/92
5	Warren Moon, at Cleveland, 11/18/90
5	Warren Moon, vs. Cincinnati, 10/14/90
* Tied for NFL record	
Game, Opponent	
6	Tom Flores, @ Oakland, 12/22/63
6	Tom Brady, @ New England, 10/18/09
6	Ryan Fitzpatrick, @ Houston, 11/30/14
5	Joe Namath, @ N.Y. Jets, 9/18/66
5	Craig Morton, @ Dallas, 12/20/70
5	Jim Kelly, Buffalo, 9/24/89
5	Kerry Collins, @ Oakland, 12/19/04
5	Ben Roethlisberger, @ Pittsburgh, 10/9/11
5	Blake Bortles, Jacksonville, 12/6/15

Most Consecutive Games, Touchdown Pass

23	Steve McNair, 2001-2002
21	Warren Moon, 1990-91
17	Warren Moon, 1992-93
15	George Blanda, 1963-64
14	George Blanda, 1964-65
14	Ryan Tannehill, 2020-21

HAD INTERCEPTED

Career	
189	George Blanda, 1960-66

166	Warren Moon, 1984-93
139	Dan Pastorini, 1971-79
Season	
42	George Blanda, 1962
28	Ken Stabler, 1980
26	Warren Moon, 1986
Game	
6	George Blanda, @ Buffalo, 9/9/62
6	George Blanda, vs. Denver, 11/14/65
Game, Opponent	
6	Joe Namath, @ N.Y. Jets, 10/15/67
6	Bobby Hebert, Atlanta, 12/5/93
5	Rick Norton, @ Miami, 11/23/69
5	Keith Null, St. Louis, 12/13/09
4	8 times, last by Mark Sanchez, N.Y. Jets, 12/17/12
Most Consecutive Passes Attempted, No INT's	
205	Marcus Mariota, 2018-19
161	Kerry Collins, 2008
159	Jake Locker, 2012-13
154	Billy Joe Tolliver, 1994
Most Attempts, No Interceptions, Game	
56	Warren Moon, vs. Dallas, 11/10/91

PASSER RATING

Career (minimum 1,500 attempts)

100.5	Ryan Tannehill, 2019-22
89.6	Marcus Mariota, 2015-19
83.3	Steve McNair, 1995-05
80.4	Warren Moon, 1984-93
62.5	George Blanda, 1960-66
61.0	Dan Pastorini, 1971-79

Season (minimum 14 att. per team game)

117.5	Ryan Tannehill, 2019
-------	-----------------------------

106.5	Ryan Tannehill, 2020
100.4	Steve McNair, 2003
96.8	Warren Moon, 1990
95.6	Marcus Mariota, 2016
94.6	Ryan Tannehill, 2022
92.3	Marcus Mariota, 2018
91.5	Marcus Mariota, 2015
91.3	George Blanda, 1961
90.2	Steve McNair, 2001
Game (minimum 20 attempts)	
158.3	Chris Chandler, @ Cincinnati, 9/24/95
149.8	Marcus Mariota, vs. Green Bay, 11/13/16
148.1	Marcus Mariota, vs. Jacksonville, 10/27/16
147.7	Marcus Mariota, @ Houston, 11/26/18
146.8	Steve McNair, vs. Houston, 10/12/03
146.1	Warren Moon, @ Cleveland, 11/18/90
145.8	Ryan Tannehill, vs. Detroit, 12/20/20
145.7	Ryan Tannehill, vs. Jacksonville, 9/20/20
145.1	Warren Moon, vs. Buffalo, 11/26/90
143.1	Chris Chandler, vs. Denver, 11/26/95

INDIVIDUAL RECORDS: PASS RECEIVING

RECEPTIONS

Most Seasons Leading Team

7	Ken Burrough, 1971-81
5	Haywood Jeffires, 1987-95
5	Frank Wycheck, 1996-2000

Most Consecutive Seasons Leading Team

6	Ken Burrough, 1974-79
5	Frank Wycheck, 1996-2000
4	Delanie Walker, 2014-2017
4	Charlie Hennigan, 1961-64
4	Derrick Mason, 2001-04
3	A.J. Brown, 2019-21
3	Alvin Reed, 1968-70

Career	
542	Ernest Givins, 1986-94
515	Haywood Jeffires, 1987-95
482	Frank Wycheck, 1995-2002

480	Drew Hill, 1985-91
453	Derrick Mason, 1997-2004
410	Charlie Hennigan, 1960-66
408	Ken Burrough, 1971-81

Season

101	Charlie Hennigan, 1964
100	Haywood Jeffires, 1991
96	Derrick Mason, 2004
95	Derrick Mason, 2003
94	Delanie Walker, 2015
94	Kendall Wright, 2013
90	Drew Hill, 1991
90	Haywood Jeffires, 1992

Game

13	Charlie Hennigan, @ Boston, 10/13/61
13	Haywood Jeffires, @ N.Y. Jets, 10/13/91

13	Drew Bennett, @ Oakland, 12/19/04
12	Sid Blanks, @ San Diego, 9/12/64
12	Charlie Hennigan, @ Buffalo, 11/1/64
12	Charlie Hennigan, vs. Boston, 11/29/64
12	Derrick Mason, vs. Baltimore, 11/12/01
12	Derrick Mason, @ NYG, 12/1/02
12	Derrick Mason, @ San Diego, 10/3/04
12	Drew Bennett, vs. KC, 12/13/04
12	Kendall Wright, vs. Arizona, 12/15/13

Game, Opponent

14	Courtney Hawkins, @ Pittsburgh, 11/1/98
13	Priest Holmes, @ Baltimore, 10/11/98

INDIVIDUAL RECORDS: PASS RECEIVING

12	Cris Carter, @ Minnesota, 10/8/95
12	Brian Westbrook, @ Philadelphia, 11/19/06
12	Chad Johnson, @ Cincinnati, 11/25/07
12	Reggie Wayne, @ Indianapolis, 12/30/07
12	Jordy Nelson, @ Green Bay, 11/13/16
12	Michael Thomas, New Orleans, 12/22/19
12	Stefon Diggs, @ Buffalo, 9/19/22

Most Consecutive Games, Pass Reception

99	Frank Wycheck, 1996-2002
83	Delanie Walker, 2013-19
82	Ernest Givins, 1988-93
82	Charlie Hennigan, 1960-66
80	Ken Burrough, 1971-78
76	Drew Hill, 1986-91
71	Nate Washington, 2009-13
63	Kendall Wright, 2012-16
58	Bob McLeod, 1961-66
55	Charley Frazier, 1962-68

Most Seasons, 50 or More Pass Receptions

8	Ernest Givins, 1986-93
6	Drew Hill, 1985-86, 1988-91
6	Haywood Jeffires, 1990-95
6	Frank Wycheck, 1996-2001
5	Delanie Walker, 2013-17
5	Derrick Mason, 2000-04
4	Charlie Hennigan, 1961-64
3	A.J. Brown, 2019-21
3	Curtis Duncan, 1990-92
3	Kendall Wright, 2012-14

YARDS

Career

7,935	Ernest Givins, 1986-94
7,477	Drew Hill, 1985-91
6,907	Ken Burrough, 1971-81
6,823	Charlie Hennigan, 1960-66
6,119	Haywood Jeffires, 1987-95

Season

1,746	Charlie Hennigan, 1961
1,561	Charlie Hennigan, 1964

Game

272	Charlie Hennigan, @ Boston, 10/13/61
245	Haywood Jeffires, @ Kansas City, 12/16/90
233	Drew Bennett, vs. Kansas City, 12/13/04
232	Charlie Hennigan, @ Buffalo, 10/29/61
225	Kenny Britt, vs. Philadelphia, 10/24/10
210	Drew Hill, @ Indianapolis, 12/22/85

Game, Opponent

247	Art Powell, @ Oakland, 12/22/63
238	DeAndre Hopkins, @ Houston, 11/30/14
212	Don Maynard, @ N.Y. Jets, 10/20/69

210	Bake Turner, N.Y. Jets, 11/10/63
-----	----------------------------------

Longest Pass Reception (All TDs)

98	Willard Dewveall, vs. San Diego, 11/25/62
95	Dick Compton, vs. Buffalo, 12/5/65
92	Bill Groman, vs. Denver, 11/20/60

Longest Pass Reception, Opponent (All TDs)

94	Glenn Bass, Buffalo, 10/11/64
90	Bob Scarpitto, @ Denver 10/17/65
86	Warrick Dunn, @ Atlanta, 11/23/03

Most Seasons, 1,000 or More Yards Pass Receiving, Career

4	Derrick Mason, 2001-04
3	Charlie Hennigan, 1960-66
3	Drew Hill, 1985-91

Most Cons. Seasons, 1,000 or More Yards Pass Rec., Career

4	Derrick Mason, 2001-04
2	A.J. Brown, 2019-20
2	Charlie Hennigan, 1963-64
2	Tim Smith, 1983-84

Most Games, 100 or More Yards Pass Receiving, Career

26	Charlie Hennigan, 1960-66
24	Drew Hill, 1985-91
18	Ernest Givins, 1986-94

Most Games, 100 or More Yards Pass Receiving, Season

9	Charlie Hennigan, 1964
---	------------------------

TOUCHDOWNS

Career

51	Charlie Hennigan, 1960-66
47	Ken Burrough, 1971-81
47	Drew Hill, 1985-91
47	Haywood Jeffires, 1987-95
46	Ernest Givins, 1986-94

Season

17	Bill Groman, 1961
12	Bill Groman, 1960
12	Charlie Hennigan, 1961
12	Charles Frazier, 1966

Game

3	17 times, last by Kenny Britt, vs. Philadelphia, 10/24/10
---	---

Game, Opponent

4	Art Powell, @ Oakland, 12/22/63
4	Bob Hayes, @ Dallas, 12/20/70
3	13 times, last by Stefon Diggs, @ Buffalo, 9/19/22

Most Consecutive Games Catching TD Pass

8	Bill Groman, 10/1/1961-11/19/1961
6	Bill Groman, 10/16/1960-11/25/1960
5	A.J. Brown, 10/13/2020-11/8/2020
5	Kenny Britt, 9/26/2010-10/24/2010
5	Chris Sanders, 11/12/1995-12/10/1995

5	Ken Burrough, 11/6/1977-12/4/1977
4	Kenny Britt, 12/26/2010-9/18/2011
4	Justin McCareins, 11/9/2003-12/1/2003
4	Kevin Dyson, 11/4/2001-11/25/2001
4	Willie Davis, 9/1/1996-09/29/1996
4	Curtis Duncan, 10/25/1987-11/15/1987
4	Dave Casper, 9/19/1982-12/5/1982
4	Charlie Hennigan, 11/19/1961-12/10/1961

RECEIVING AVERAGE

Career (minimum 200 receptions)

16.9	Ken Burrough, 1971-81
16.6	Charlie Hennigan, 1960-66
15.6	Drew Hill, 1985-91
15.1	Tim Smith, 1980-86
15.0	Nate Washington, 2009-14
14.8	Drew Bennett, 2001-06
14.6	Ernest Givins, 1986-94
13.8	Corey Davis, 2017-20
13.5	Derrick Mason, 1997-04

Season (minimum 32 receptions per 16 games)

23.5	Chris Sanders, 1995
23.5	Bill Groman, 1961
22.0	Charlie Joiner, 1971
21.3	Charlie Hennigan, 1961
20.5	Bill Groman, 1960
20.2	A.J. Brown, 2019
20.2	Drew Hill, 1987
20.1	Ken Burrough, 1975
19.8	Charley Frazier, 1966

Game (minimum 3 receptions)

60.7	Bill Groman, vs. Den, 11/20/60 (3 rec.)
46.3	Willard Dewveall, at SD, 11/25/62 (3 rec.)
44.7	Bill Groman, vs. Den, 11/05/61 (3 rec.)
42.0	Ernest Givins, at Cle, 11/22/87 (3 rec.)
41.3	Drew Bennett, at Ind, 12/05/04 (3 rec.)
40.7	Derrick Mason, vs. Cle, 12/02/01 (3 rec.)
40.0	Butch Woolfolk, vs. Mia, 09/08/85 (3 rec.)

INDIVIDUAL RECORDS: PUNTING

PUNTS

Career

923	Brett Kern, 2009-21
861	Craig Hentrich, 1998-09
522	Jim Norton, 1960-68
431	Cliff Parsley, 1977-82
316	Dan Pastorini, 1971-79
310	Greg Montgomery, 1988-93

Season

96	Rich Camarillo, 1994
93	Cliff Parsley, 1979
91	Cliff Parsley, 1978
90	Ryan Stonehouse , 2022
90	Craig Hentrich, 1999

Game

11	Rich Camarillo, vs. Pittsburgh, 11/6/94
11	Rich Camarillo, @ Pittsburgh, 12/3/95
10	10 times, last by Brett Kern, at Miami, 10/8/17

Game, Opponent

11	Wayne Crow, @ Oakland, 9/11/60
11	Bob Parsons, Chicago, 11/6/77
11	Mark Royals, Pittsburgh, 11/6/94
10	7 times, last by Donnie Jones, Houston, 12/2/12

Longest Punt

79	Brett Kern, vs. Indianapolis, 12/28/14
79	Jim Norton, vs. Kansas City, 11/22/64
78	Craig Hentrich, @ Pittsburgh, 1/2/2000
77	Greg Montgomery, @ San Diego, 9/19/93

Longest Punt, Opponent

78	Paul Maguire, @Buffalo, 9/21/69
78	Marv Bateman, @Buffalo, 9/19/76
74	Chris Hanson, Jacksonville, 11/20/05

AVERAGE GROSS YARDS

Career (minimum 250 attempts)

45.9	Brett Kern, 2009-21
43.6	Greg Montgomery, 1988-93

42.9	Craig Hentrich, 1998-2009
42.1	Jim Norton, 1960-68

Season

53.1*	Ryan Stonehouse , 2022
49.7	Brett Kern, 2017
47.6	Brett Kern, 2012
47.4	Brett Kern, 2015
47.2	Craig Hentrich, 1998
47.1	Brett Kern, 2019
47.1	Brett Kern, 2018
46.9	Greg Montgomery, 1992
46.8	Brett Kern, 2014
45.8	Brett Kern, 2020

* Denotes NFL Record

Game (4 punts)

60.5	Brett Kern, vs. Pittsburgh, 10/25/20
59.2	Greg Montgomery vs. Buffalo, 12/27/92
57.6	Greg Montgomery @ San Diego, 9/19/93
57.5	Craig Hentrich vs. Jacksonville, 11/4/01
57.3	Ryan Stonehouse @ Philadelphia, 12/4/22
57.0	Ryan Stonehouse , vs. N.Y. Giants, 9/11/22
56.8	Brett Kern vs. Seattle, 9/24/17
56.5	Brett Kern vs. Cincinnati, 11/12/17
56.0	Ryan Stonehouse , @ L.A. Chargers, 12/18/22
55.5	Ryan Stonehouse , @ Buffalo, 9/19/22

Game, Opponent (4 punts)

58.3	Rohn Stark, @ Indianapolis, 9/13/92
55.4	Brad Maynard, vs. N.Y. Giants, 10/1/00
55.3	Dave Jennings, @ N.Y. Giants, 12/5/82
55.1	Paul Maguire, @ Buffalo, 9/21/69
55.0	Lee Johnson, vs. Cincinnati, 10/24/93
55.0	Chris Jones, vs. Dallas, 9/14/14

AVERAGE NET YARDS (SINCE 1976)

Career (minimum 250 attempts)

40.8	Brett Kern, 2009-21
37.2	Craig Hentrich, 1998-09

36.6	Greg Montgomery, 1988-93
32.3	Cliff Parsley, 1977-82

Season (minimum 40 attempts per 16 games)

44.6	Brett Kern, 2017
44.0	Ryan Stonehouse , 2022
43.1	Brett Kern, 2019
41.7	Brett Kern, 2018
40.8	Brett Kern, 2014
40.4	Brett Kern, 2021
40.4	Brett Kern, 2012
40.3	Brett Kern, 2015
39.7	Brett Kern, 2013
39.4	Brett Kern, 2011
39.2	Craig Hentrich, 1998
39.1	Greg Montgomery, 1993

Game (minimum 4 punts)

50.2	Brett Kern @ Miami, 10/8/17
49.8	Brett Kern vs. Kansas City, 11/10/19
49.8	Greg Montgomery vs. San Diego, 9/19/93
49.4	Greg Montgomery vs. Buffalo, 12/27/92
49.2	Brett Kern vs. Buffalo, 10/6/19
49.0	Brett Kern @ Jacksonville, 11/25/12
48.8	Brett Kern @ Baltimore, 11/9/14
48.7	Brett Kern vs. Houston, 10/26/14
48.6	Brett Kern @ San Diego, 9/16/12
48.5	Craig Hentrich vs. Jacksonville, 11/4/01

Game, Opponent (minimum 4 punts)

59.5	Rohn Stark, @ Indianapolis, 9/13/92
50.5	Logan Cooke, @ Jacksonville, 1/7/23
50.0	Pat McAfee, vs. Indianapolis, 9/27/15
49.8	Pat McAfee, @ Indianapolis, 12/9/12
49.5	Shane Lechler, vs. Oakland, 9/12/10
49.4	Matt Haack, @ Miami, 10/8/17
49.3	Josh Miller, vs. Pittsburgh, 11/21/99
49.0	Kevin Huber, @ Cincinnati, 9/21/14
48.0	Ben Graham, vs. Arizona, 11/29/09
48.0	Brian Hansen, vs. N.Y. Jets, 12/24/94

INDIVIDUAL RECORDS: PUNT RETURNS

Most Seasons Leading Team

5	Carl Roaches, 1980-84
5	Derrick Mason, 1998-2001, 2004
4	Billy Johnson, 1974-80
4	Bobby Jancik, 1962-67

Most Consecutive Seasons Leading Team

5	Carl Roaches, 1980-84
4	Billy Johnson, 1974-80
4	Bobby Jancik, 1962-67

4	Derrick Mason, 1998-2001
---	--------------------------

PUNT RETURNS

Career

182	Derrick Mason, 1997-2004
155	Billy Johnson, 1974-80
151	Carl Roaches, 1980-84
104	Willie Drewrey, 1985-88, 1993

102	Marc Mariani, 2010-11, 2016
-----	-----------------------------

Season

51	Derrick Mason, 2000
47	Carl Roaches, 1980
46	Marc Mariani, 2011
41	Willie Drewrey, 1993
40	Billy Johnson, 1975
39	Carl Roaches, 1981
38	Billy Johnson, 1976

INDIVIDUAL RECORDS: PUNT RETURNS

Game	
8	Pacman Jones, @ Miami, 12/24/05
7	Billy Johnson, vs. Tampa Bay, 9/12/76
7	Willie Drewrey, vs. Indianapolis, 11/23/86

Game, Opponent	
7	Mike Fuller, San Diego, 12/17/78
7	Ron Fellows, Dallas, 12/13/82
7	Eric Metcalf, Cleveland, 11/8/92
6	6 times, last by Travis Benjamin, @ Cleveland, 9/20/15

YARDS GAINED

Career	
2,040	Billy Johnson, 1974-80
1,590	Derrick Mason, 1997-2004
1,095	Carl Roaches, 1980-84
1,054	Marc Mariani, 2010-11, 2016
771	Willie Drewrey, 1985-88, 1993

Season	
662	Derrick Mason, 2000
612	Billy Johnson, 1975
539	Billy Johnson, 1977

Game	
160	Darius Reynaud, vs. Jacksonville, 12/30/12
127	Billy Johnson, vs. Cincinnati, 10/5/75
117	Derrick Mason, vs. Cleveland, 11/19/2000
113	Billy Johnson, @ San Francisco, 12/7/75
110	Billy Johnson, vs. Cleveland, 10/16/77
104	Billy Johnson, @ Cleveland, 9/22/74

104	Carl Roaches, @ Cincinnati, 9/28/80
103	Billy Johnson, vs. N.Y. Jets, 9/18/77
103	Marc Mariani, @ Carolina, 11/13/11
101	Pacman Jones, vs. New England, 12/31/06

Game, Opponent	
161	Pete Athas, New Orleans, 10/3/76
154	Travis Benjamin, @ Cleveland, 9/20/15
133	Bruce Taylor, San Francisco, 11/15/70
126	Billy Johnson, Boston, 11/5/67
105	Britain Covey, @ Philadelphia, 12/4/22
105	Dennis Northcutt, Cleveland, 9/22/02
102	R.W. McQuarters, Chicago, 11/14/04
100	Jon Stagers, Green Bay, 11/19/72

Longest Punt Return (All TDs)	
90	Pacman Jones, @ Philadelphia, 11/19/06
87	Billy Johnson, vs. Cleveland, 10/16/77
87	Marc Mariani, vs. Washington, 11/21/10
83	Billy Johnson, vs. Miami, 11/16/75

Longest Return, Opponent (All TDs)	
93	Bill Baird, N.Y. Jets, 11/10/63
85	Jon Stagers, Green Bay, 11/19/72
83	Phillip Buchanan, @ Oakland, 9/29/02
82	Keith Moody, Buffalo, 10/15/78
82	Corey Sawyer, Cincinnati, 9/25/94

YARDAGE AVERAGE

Career	
13.2	Billy Johnson, 1974-80

Season	
15.4	Billy Johnson, 1977

TOUCHDOWNS

Career	
5	Billy Johnson, 1974-80
4	Pacman Jones, 2005-06

Season	
3	Billy Johnson, 1975
3	Pacman Jones, 2006

Game	
2	Darius Reynaud, vs. Jacksonville (69 and 81 yards), 12/30/12
1	19 times, last by Tommie Campbell (65 yds), vs. Detroit, 9/23/12

Game, Opponent	
1	15 times, last by Jakeem Grant (74 yds), @ Miami, 10/9/16

INDIVIDUAL RECORDS: KICKOFF RETURNS

KICKOFF RETURNS

Most Seasons Leading Team	
4	Billy Jancik, 1962-67
4	Billy Johnson, 1974-80
4	Carl Roaches, 1980-84

Most Consecutive Seasons Leading Team	
4	Billy Johnson, 1974-77

Career	
158	Bobby Jancik, 1962-67
156	Derrick Mason, 1997-2004
150	Carl Roaches, 1980-84
121	Billy Johnson, 1974-80
118	Marc Mariani, 2010-11, 2016
111	Mel Gray, 1995-97

Season	
60	Marc Mariani, 2010
53	Darius Reynaud, 2012

53	Mel Gray, 1995
50	Mel Gray, 1996
50	Bobby Wade, 2006
45	Bobby Jancik, 1963
43	Pacman Jones, 2005
42	Mike Archie, 1998
42	Derrick Mason, 2000

Game	
8	Bobby Jancik, vs. Boston, 12/8/63
8	Bobby Jancik, @ Oakland, 12/22/63
8	Jason McAddley, vs. Denver, 12/25/04

Game, Opponent	
8	Brian Baschnagel, Chicago, 11/6/77
8	Antonio Chatman, @ Green Bay, 12/12/04
7	Bo Roberson, @ Oakland, 12/22/63
7	Glyn Milburn, Denver, 11/26/95
7	David Dunn, @ Cincinnati, 9/24/95
7	Aveion Cason, @ Detroit, 11/27/08

7	Deji Karim, @ Jacksonville, 10/18/10
7	Michael Walker, vs. Jacksonville, 11/24/19

YARDS GAINED

Career	
4,185	Bobby Jancik, 1962-67
3,496	Derrick Mason, 1997-2004
3,276	Carl Roaches, 1980-84
2,902	Billy Johnson, 1974-80
2,838	Marc Mariani, 2010-11, 2016
2,592	Mel Gray, 1995-97

Season	
1,530	Marc Mariani, 2010
1,317	Bobby Jancik, 1963
1,240	Darius Reynaud, 2012
1,224	Mel Gray, 1996
1,194	Bobby Wade, 2006

INDIVIDUAL RECORDS: KICKOFF RETURNS

1,183 Mel Gray, 1995
 1,132 Derrick Mason, 2000
 1,127 Pacman Jones, 2005

Game

240 Bobby Jancik, @ Oakland, 12/22/63
 221 Bobby Jancik, vs. Boston, 12/8/63
 209 Leon Washington, @ Denver, 12/8/13

Game, Opponent

185 Brian Baschnagel, Chicago, 11/6/77
 178 Glyn Milburn, Denver, 11/26/95
 168 Deji Karim, @ Jacksonville, 10/18/10
 167 LaRod Stephens-Howling, Arizona, 11/29/09

Longest Kickoff Return (All TDs)

105 Darius Reynaud, vs. Detroit, 9/23/12
 104 Ken Hall, @ N.Y. Titans, 10/23/60
 103 Bob Gresham, @ Cincinnati, 9/23/73
 101 Derrick Mason, @ Cincinnati, 11/18/01
 100 Marc Mariani (16 yards) & Tommie Campbell (84 yards), vs. Tampa Bay, 11/27/11
 98 Marc Mariani, vs. Denver, 10/3/10
 97 Carl Roaches, vs. Pittsburgh, 9/18/83
 96 Carl Roaches, vs. Cincinnati, 10/4/81

Longest Kickoff Return, Opponent (All TDs)

107 Josh Huff, @ Philadelphia, 11/23/14
 102 Jakeem Grant, @ Miami, 9/9/18
 101 Eric Metcalf, Cleveland, 12/9/90
 100 Art Baker, @ Buffalo, 9/9/62
 100 Goldie Sellers, @ Denver, 10/2/66
 99 Tremain Mack, @ Cincinnati, 11/14/99
 99 LaRod Stephens-Howling, Arizona, 11/29/09
 98 Alvis Whitted, Jacksonville, 12/26/99
 97 Marc Logan, Miami, 10/1/89

Season

1 18 times, last by A.J. Brown, 2020

Game

1 18 times, last by A.J. Brown, @ Indianapolis, 11/29/20

Game, Opponent

1 13 times, last by Jakeem Grant, @ Miami, 9/9/18

AVERAGE YARDAGE

Career (75 returns)

26.5 Bobby Jancik, 1962-67
 24.1 Marc Mariani, 2010-11, 2016
 24.0 Billy Johnson, 1974-80
 23.4 Mel Gray, 1995-97
 22.4 Derrick Mason, 1997-2004
 21.8 Carl Roaches, 1980-84

Season

31.7 Darius Jennings, 2018
 31.3 Ken Hall, 1960
 30.3 Bobby Jancik, 1962

TOUCHDOWNS

Career

2 Billy Johnson, 1974-80
 2 Carl Roaches, 1980-84

INDIVIDUAL RECORDS: COMBINED YARDS

Combined Yards = Rushing + Receiving + Interception Returns + Kickoff Returns + Punt Returns + Fumble Returns

Career

12,153 Eddie George, 1996-03 (10,009 rushing, 2,144 receiving)
 11,202 Derrick Mason, 1997-2004 (6,114 rec., 3,496 KO returns, 1,590 PR, 2 rushing)
 9,985 Chris Johnson, 2008-2013 (7,966 rushing, 2,003 receiving, 17 KO returns)
 9,579 **Derrick Henry**, 2016-22 (8,335 rushing, 1,244 receiving)
 9,292 Earl Campbell, 1978-84 (8,574 rushing, 718 receiving)

8,704 Ernest Givins, 1986-94 (7,935 receiving, 397 PR, 345 rushing, 27 KO returns)
 7,500 Drew Hill, 1985-91 (1 rushing, 7,477 receiving, 22 KO returns)
 7,421 Ken Burrough, 1971-81 (6,907 receiving, 455 KO returns, 59 rushing)

Season

2,690 Derrick Mason, 2000 (1 rushing, 895 receiving, 1,132 kickoff returns, 662 punt returns)
 2,509 Chris Johnson, 2009 (2,006 rushing, 503 receiving)
 2,141 **Derrick Henry**, 2020 (2,027 rushing, 114 receiving)

2,043 Billy Cannon, 1961, (948 rushing, 586 receiving, 70 punt returns, 439 kickoff returns)
 2,004 Derrick Mason, 2001, (1,128 receiving, 748 kick returns, 128 punt returns)
 1,981 Earl Campbell, 1980, (1,934 rushing, 47 rec.)
 1,962 Eddie George, 2000 (1,509 rushing, 453 rec.)

Game

373 Billy Cannon, @ N.Y. Titans, 12/10/61

INDIVIDUAL RECORDS: YARDS FROM SCRIMMAGE

Scrimmage Yards = Rushing + Receiving

Career

12,153	Eddie George, 1996-2003 (10,009 rushing, 2,144 receiving)
9,968	Chris Johnson, 2008-2013 (7,966 rushing, 2,003 receiving)
9,579	Derrick Henry , 2016-22 (8,335 rushing, 1,244 receiving)
9,292	Earl Campbell, 1978-1984 (8,574 rushing, 718 receiving)
8,280	Ernest Givins, 1986-1994 (345 rushing, 7,935 receiving)
7,478	Drew Hill, 1985-1991 (1 rushing, 7,477 receiving)

Season

*2,509	Chris Johnson, 2009 (2,006 rushing, 503 receiving)
2,141	Derrick Henry , 2020 (2,027 rushing, 114 receiving)
1,981	Earl Campbell, 1980 (1,934 rushing, 47 receiving)
1,962	Eddie George, 2000 (1,509 rushing, 453 receiving)
1,936	Derrick Henry , 2022 (1,538 rushing, 398 receiving)

* Denotes NFL Record

Game

330	Billy Cannon, @ N.Y. Titans, 12/10/61
284	Chris Johnson, vs. Houston, 9/20/09
272	Charlie Hennigan, @ Boston, 10/13/61
264	Derrick Henry , at Houston, 1/3/21
250	Derrick Henry , vs. Houston, 10/18/20
249	Eddie George, vs. Oakland, 12/9/99
245	Haywood Jeffires, @ Kansas City, 12/16/90
239	Chris Johnson, vs. Jacksonville, 11/1/09
238	Derrick Henry , vs. Jacksonville, 12/6/18
237	Derrick Henry , at Seattle, 9/19/21

INDIVIDUAL RECORDS: INTERCEPTIONS

Most Seasons Leading Team

5	Darryll Lewis, 1991-98
5	Kevin Byard , 2017-19, 2021-22
4	Michael Griffin, 2008, 2010-12
4	Samari Rolle, 1998-04
3	Jason McCourty, 2011-12, 2014
3	Jim Norton, 1960-68

Most Consecutive Seasons Leading Team

5	Darryll Lewis, 1994-98
---	------------------------

Career

45	Jim Norton, 1960-68
31	Cris Dishman, 1988-96
30	Freddy Glick, 1961-66
27	Kevin Byard , 2016-22
27	Tony Banfield, 1960-65
27	W.K. Hicks, 1964-69
27	Darryll Lewis, 1991-98
26	Mike Reinfeldt, 1976-83
25	Ken Houston, 1967-72
25	Michael Griffin, 2007-15
24	Zeke Moore, 1967-77
23	Willie Alexander, 1971-79
23	Samari Rolle, 1998-2004

Season

12	Freddy Glick, 1963
12	Mike Reinfeldt, 1979
10	Miller Farr, 1967

Game

3	Nine players, last by Kevin Byard , @ Cleveland, 10/22/17
---	--

Game, Opponent

4	Bobby Hunt, @ Kansas City, 10/4/64
3	Eight times, last by Glover Quin, @ Houston, 11/28/10

Consecutive Games Intercepted By

5	Pete Jaquess, 1964
4	Freddy Glick, 1963
4	Jim Norton, 1967
4	Miller Farr, 1967
4	Cris Dishman, 1991, 1993
4	Bo Orlando, 1991
4	Michael Griffin, 2010

YARDS GAINED

Career

650	Ken Houston, 1967-72
592	Jim Norton, 1960-68
540	Darryll Lewis, 1991-98
457	W.K. Hicks, 1964-69

Season

264	Miller Farr, 1967
220	Ken Houston, 1971
205	Mike Reinfeldt, 1979

Game

128	Miller Farr, @ N.Y. Jets, 10/15/67
115	Michael Griffin, vs. Pittsburgh, 12/21/08
109	Zach Brown, vs. Jacksonville, 12/30/12

Game, Opponent

177	Charlie McNeil, @ San Diego, 9/24/61
108	Bobby Hunt, @ Kansas City, 10/4/64
100	Rod Woodson, @ Oakland, 9/29/02

Longest Interception Return (All TDs)

99	Cortland Finnegan, vs. Houston, 9/21/08
98	Pete Jaquess, @ Oakland, 9/19/64
98	Darryll Lewis, @ Chicago, 10/22/95
97	Jordan Babineaux, @ Cleveland, 10/2/11
95	Willie Alexander, @ Green Bay, 9/25/77

Longest Interception Return, Opponent

98	Bob Suci, @ Boston, 11/1/63 (TD)
95	Marlon McCree, @ Houston, 12/21/03 (TD)
91	Booker Edgerson, @ Buffalo, 11/1/64 (TD)
86	Glen Edwards, Pittsburgh, 9/30/73 (TD)
86	Whitney Mercilus, Houston, 12/15/19

85	Adam Archuleta, @ St. Louis, 9/25/05 (TD)
82	Rod Woodson, @ Oakland, 9/29/02 (TD)
82	Kamu Grugier-Hill, Houston, 11/21/21

TOUCHDOWNS

Career

9	Ken Houston, 1967-72
5	Miller Farr, 1967-69
5	Darryll Lewis, 1991-98

Season

4	Ken Houston, 1971
---	-------------------

Game

2	Zach Brown, vs. Jacksonville, 12/30/12
2	Miller Farr, vs. Buffalo, 12/7/68
2	Ken Houston, vs. San Diego, 12/19/71

Game, Opponent

2	Lemar Parrish, Cincinnati, 12/17/72
1	many times, last by Matt Milano, at Buffalo, 9/19/22

INDIVIDUAL RECORDS: SACKS

Career

105.0	Elvin Bethea, 1968-83
74.5	Ray Childress, 1985-95
66.0	Jesse Baker, 1979-87

Season

17.0	Elvin Bethea, 1973
15.5	Jesse Baker, 1979
15.0	William Fuller, 1991
14.5	Jevon Kearse, 1999

Game

4.0	Ed Hussmann, vs. Dallas, 11/4/62
4.0	Ed Hussmann, vs. N.Y. Jets, 11/14/62
4.0	Elvin Bethea, @ San Diego, 10/17/76
4.0	Jesse Baker, vs. Kansas City, 9/16/79
4.0	William Fuller, vs. Pittsburgh, 11/28/93

3.5	Jason Jones, vs. Pittsburgh, 12/21/08
3.0	35 times, last by Jeffery Simmons , at L.A. Rams, 11/7/21

13	Ray Childress, 1985-95
12	Sean Jones, 1988-93
10	Jevon Kearse, 1999-2003

Consecutive Games, One or More Sacks

8	Curley Culp, 1974-75
8	Jevon Kearse, 1999
7	Sean Jones, 1990
6	Jesse Baker, 1979
6	Jesse Baker, 1981-82
6	Jevon Kearse, 2003
5	Harold Landry III , 2021
5	Harold Landry III , 2019
5	Brian Orakpo, 2016
5	Sean Jones, 1992
5	William Fuller, 1991

Most Games with Two or More Sacks, Career

26	Elvin Bethea, 1968-83
13	Jesse Baker, 1979-87

INDIVIDUAL RECORDS: FUMBLE RETURNS

Opponents' Fumble Returned for TD's, Career

4	Keith Bulluck, 2000-09
3	Doug Cline, 1960-66
3	Marcus Robertson, 1991-2000
2	Johnny Peacock, 1969-70
2	Robert Lyles, 1984-90
2	Ray Childress, 1985-95
2	Cris Dishman, 1988-96
2	Antwan Odom, 2004-07
2	Jason McCourty, 2009-16
2	Wesley Woodyard, 2014-19

Opponents' Fumble Returned for TD's, Season

2	Doug Cline, 1961
2	Marcus Robertson, 1997

2	Antwan Odom, 2005
---	-------------------

Opponents' Fumble Returned for TD's, Game

1	60 times, last by Kevin Byard at Jacksonville, 10/10/21
---	--

Longest Fumble Return (All TDs)

96	C.L. Whittington, @ New Orleans, 10/3/76
93	Robert Lyles, @ Cincinnati, 10/19/86
92	Cortland Finnegan, vs. Jacksonville, 12/17/06

INDIVIDUAL RECORDS: BLOCKED KICKS

Blocked Punts Returned for Touchdowns, Career

2	Cris Dishman, 1988-96
---	-----------------------

Blocked Punts Returned for Touchdowns, Game

1	13 times, last by Jason McCourty, vs. Indianapolis, 10/30/11
---	--

Blocked Field Goals Returned for Touchdowns, Game

1	Mark Johnston, 62 yards (11/26/61 vs. Denver)
---	---

1	Tony Banfield, 50 yards (12/9/62 vs. Oak.)
1	Ken Houston, 71 yards (10/15/67 @ N.Y. Jets)
1	Donald Mitchell, 69 yards (10/21/01 @ Detroit)
1	Tye Smith, 63 yards (12/1/19 @ Indianapolis)

Blocked Field Goal, Last Time

1	Denico Autry , vs. Miami, 1/2/22
---	---

Blocked Punt, Last time

1	Tim Shaw vs. Pittsburgh, 10/11/12
---	-----------------------------------

TEAM RECORDS: GAMES WON & LOST

GAMES WON

Most Consecutive Games Won

13 (Dec. 16, 2007-Nov. 16, 2008)
11 (Oct. 17, 1993-Jan. 2, 1994)

Most Consecutive Games Without Defeat

13 (Dec. 16, 2007-Nov. 16, 2008)
11 (Oct. 13, 1961-Sept. 9, 1962)
11 (Oct. 17, 1993-Jan. 2, 1994)

Most Games Won, Season

13 (1999, 2000, 2008)
12 (1993, 2003, 2021)
11 (1962, 1979, 1980, 1991, 2002, 2020)

Most Consecutive Games Won, Season

11 (Oct. 17, 1993-Jan. 2, 1994)

Most Consecutive Games Won, Start of Season

10 (Sept. 7-Nov. 16, 2008)
5 (Sept. 14-Oct. 18, 2020)
3 (Sept. 12-Sept. 26, 1999)
3 (Sept. 1-Sept. 16, 1991)

Most Consecutive Games Won, End of Season

11 (Oct. 17, 1993-Jan. 2, 1994)

Most Consecutive Games Without Defeat, Season

11 (Oct. 17, 1993-Jan. 2, 1994)

Most Consecutive Games w/out Defeat, Start of Season

10 (Sept. 7-Nov. 16, 2008)
5 (Sept. 14-Oct. 18, 2020)
3 (Sept. 12-Sept. 26, 1999)
3 (Sept. 1-Sept. 16, 1991)

Most Consecutive Games w/out Defeat, End of Season

11 (Oct. 17, 1993-Jan. 2, 1994)

Most Home Games Won, Season

8 (1999)
7 (1988, 1991, 1993, 2000, 2003, 2008, 2021)

Most Consecutive Home Games Won

12 (Sept. 12, 1999-Nov. 5, 2000)
10 (Oct. 6, 2002-Nov. 16, 2003)
9 (Dec. 6, 1987-Nov. 20, 1988)
9 (Nov. 26, 1990-Nov. 17, 1991)

Most Consecutive Home Games Without Defeat

12 (Sept. 12, 1999-Nov. 5, 2000)
10 (Oct. 6, 2002-Nov. 16, 2003)

9 (Dec. 6, 1987-Nov. 20, 1988)
9 (Nov. 26, 1990-Nov. 17, 1991)

Most Road Games Won, Season

6 (1996, 2000, 2008, 2020)

Most Consecutive Road Games Won

8 (Dec. 16, 2007-Nov. 27, 2008)
5 (Dec. 1, 2019-Sept. 27, 2020)
5 (Nov. 19, 2006-Sept. 24, 2007)
5 (Oct. 17-Dec. 25, 1993)
5 (Oct. 29, 1961-Sept. 9, 1962)

Most Consecutive Road Games Without Defeat

8 (Dec. 16, 2007-Nov. 27, 2008)
6 (Oct. 13, 1961-Sept. 9, 1962)

Most Shutout Games Won or Tied, Season

2 (1966, 1977, 1993)

Overtime Wins, Regular Season

30-27 (@ Cincinnati, 9/23/79)
27-24 (vs. N.Y. Jets, 10/28/79)
23-20 (vs. Pittsburgh, 12/2/84)
17-14 (@ Indianapolis, 9/4/88)
26-23 (vs. Dallas, 11/10/91)
23-20 (vs. Kansas City, 9/20/92)
30-27 (@ Cincinnati, 10/6/96)
24-21 (vs. Oakland, 8/31/97)
17-14 (vs. Kansas City, 9/10/00)
31-28 (vs. Tampa Bay, 10/14/01)
32-29 (@ N.Y. Giants, 12/1/02)
26-20 (@ Houston, 12/10/06)
19-16 (vs. Green Bay, 11/2/08)
27-24 (vs. Miami, 12/20/09)
44-41 (vs. Detroit, 9/23/12)
34-28 (@ New Orleans, 11/8/15)
12-9 (@ Cleveland, 10/22/17)
26-23 (vs. Philadelphia, 9/30/18)
42-36 (vs. Houston, 10/18/20)
30-24 (@ Baltimore, 11/22/20)
33-30 (@ Seattle, 9/19/21)
34-31 (@ Indianapolis, 10/31/21)

GAMES LOST

Most Consecutive Games Lost

18 (Oct. 9, 1972-Oct. 28, 1973)

Most Consecutive Games Without a Victory

18 (Oct. 9, 1972-Oct. 28, 1973)

Most Games Lost, Season

14 (1983, 1994, 2014)

Most Consecutive Games Lost, Season

11 (Oct. 9-Dec. 17, 1972)

Most Consecutive Games Lost, Start of Season

10 (Sept. 4-Nov. 6, 1983)

Most Consecutive Games Lost, End of Season

11 (Oct. 9-Dec. 17, 1972)

Most Consecutive Games Without Victory, Season

11 (Oct. 9-Dec. 17, 1972)

Most Consecutive Games Without Victory, Start of Season

10 (Sept. 4-Nov. 6, 1983)

Most Consecutive Games Without Victory, End of Season

11 (Oct. 9-Dec. 17, 1972)

Most Consecutive Home Games Lost

13 (Oct. 9, 1972-Dec. 16, 1973)

Most Consecutive Home Games Without Victory

13 (Oct. 9, 1972-Dec. 16, 1973)

Most Consecutive Road Games Lost

23 (Sept. 27, 1981-Nov. 4, 1984)

Most Consecutive Road Games Without Victory

23 (Sept. 27, 1981-Nov. 4, 1984)

Most Shutout Games Lost or Tied, Season

2 (1972, 1985)

TIE GAMES

Ties

31-31 (@ Boston, 10/13/61)
28-28 (@ N.Y. Jets, 10/15/67)
31-31 (vs. Cincinnati, 11/9/69)
20-20 (@ Denver, 11/16/69)
31-31 (@ San Diego, 10/25/70)
13-13 (vs. New Orleans, 10/3/71)

Most Tie Games, Season

2 (1969)

TEAM RECORDS: SCORING

Most Points, Season

513 (1961)
491 (2020)
435 (2003)
424 (1988)

Fewest Points, Season

136 (1982, nine games)
199 (1967)

Most Points, Game

58 (vs. Cleveland, 12/9/90)
56 (vs. N.Y. Titans, 10/14/62)
55 (vs. Oakland, 9/9/61)
55 (at Denver, 11/5/61)
49 (vs. San Diego, 12/19/71)
49 (at Oakland, 12/22/63)
49 (vs. N.Y. Titans, 11/19/61)
48 (vs. Cincinnati, 10/14/90)
48 (at N.Y. Titans, 12/10/61)
48 (at Green Bay, 10/11/04)

Most Points, Both Teams, Game

101 (Oakland 52, Oilers 49, @ Oakland, 12/22/63)
88 (Buffalo 47, Oilers 41, @ Houston, 9/24/89)

Fewest Points, Game

0 (21 times, last at Denver, 10/13/19)

Fewest Points, Both Teams, Game

6 (Oilers 6, Pittsburgh 0, @ Houston, 12/4/80)

Most Points, Shutout Victory, Game

55 (Oilers vs. Oakland, 9/9/61)

Fewest Points, Shutout Victory, Game

6 (Oilers vs. Pittsburgh, 12/4/80)

Largest Margin of Victory, Game

55 (Oilers 55, Oakland 0, @ Houston, 9/9/61)

Largest Margin of Defeat, Game

59 (Titans 0 at New England 59, 10/18/09)
54 (Oilers 7 at Cincinnati 61, 12/17/89)

Smallest Margin of Victory, Game

1 (14 times, last Titans 31, Vikings 30, @ Min., 9/27/20)

Smallest Margin of Defeat, Game

1 (23 times, last Giants 21 @ Titans 20, 9/11/22)

Most Points Overcome to Win Game

24 (at Cincinnati, 9/23/79)
23 (at New England, 11/12/78)
21 (at Atlanta, 11/23/03)
21 (vs. N.Y. Giants, 11/26/06)

Most Points, One Half

45 (vs. Cleveland, 12/9/90)

Most Points, First Quarter

24 (@ Indianapolis, 12/5/04)
21 (vs. Green Bay, 11/13/16)
21 (@ Tampa Bay, 9/13/15)
21 (vs. Houston, 12/19/10)
21 (@ Detroit, 11/27/08)
21 (vs. St. Louis, 10/31/99)

Most Points, Second Quarter

31 (vs. Cleveland, 12/9/90)
28 (vs. Cincinnati, 11/18/79)

Most Points, Third Quarter

28 (vs. Jacksonville, 11/24/19)
28 (vs. San Diego, 12/19/71)
28 (vs. Kansas City, 10/24/65)

Most Points, Fourth Quarter

27 (vs. Philadelphia, 10/24/10)
24 (vs. Denver, 11/26/61)
24 (vs. N.Y. Giants, 11/26/06)
24 (vs. Buffalo, 11/15/09)

Most Consecutive Games Scoring

160 (Nov. 14, 1999 - Dec. 21, 2008)
155 (Dec. 3, 1989 - Oct. 31, 1999)
121 (1977-85)

TOUCHDOWNS

Most Touchdowns, Season

66 (1961)

Fewest Touchdowns, Season

18 (1967)

Most Touchdowns, Game

8 (Oilers vs. N.Y. Titans, 10/14/62; Oilers vs. Cle., 12/9/90)

Most Touchdowns, Both Teams, Game

14 (Oilers 7, Oakland 7, @ Oakland, 12/22/63)

POINTS AFTER TOUCHDOWN

Most PATs, Season

65 (1961)

Most PATs, Game

8 (Oilers vs. N.Y. Titans, 10/14/62)
7 (four times, last vs. Cleveland, 12/9/90)

Most PATs, Both Teams, Game

14 (Oilers 7, Oakland 7, @ Oakland, 12/22/63)

TWO-POINT CONVERSIONS

Most Two-Point Conversions, Season

4 (2020)
4 (1994)

Most Two-Point Conversions, Opponent, Season

4 (1999)
4 (1998)

Most Two-Point Conversions, Game

2 (vs. N.Y. Jets, 9/10/06)
1 (35 times, last vs. Jacksonville, 12/11/22)

Most Two-Point Conversions, Opponent, Game

3 (@ Pittsburgh, 11/1/98)

Most Two-Point Conversion Attempts, Season

7 (2020)
7 (1994)

Most Two-Point Conversion Attempts, Opp., Season

8 (2020)
7 (2022)
6 (1999)

FIELD GOALS

Most Field Goals Attempted, Season

42 (2017)
40 (1969)
39 (2007)
38 (1996)
37 (1989)

Most Field Goals Attempted, Game

8 (at Houston, 10/21/07)
6 (five times, last @ Minnesota, 9/27/20)

Most Field Goals Attempted, Both Teams, Game

10 (Buffalo 7, @ Oilers 3, 12/5/65)
9 (Tennessee 6, @ New England 3, 10/5/03)
9 (Washington 6, @ Tennessee 3, 11/21/10)
9 (Detroit 4, @ Tennessee 5, 9/23/12)
9 (Tennessee 3, @ Oakland 6, 11/24/13)
9 (Tennessee 3, @ San Francisco 6, 12/17/17)

Most Field Goals, Season

36 (1998)
35 (2017)
35 (2007)
32 (1996)
29 (1993, 2008, 2011)

Fewest Field Goals, Season

8 (2019)
8 (1968)

Most Field Goals, Game

8 (@ Houston, 10/21/07)
6 (@ Minnesota, 9/27/20)

TEAM RECORDS: SCORING

5	(vs. Miami, 9/28/69; @Philadelphia, 12/3/00)	8	(Tennessee 3, @ Buffalo 5, 12/24/06)	7	(19 times, last Tennessee 6, @ Minnesota 1, 9/27/20)
Most Field Goals, Both Teams, Game		8	(Tennessee 8, @ Houston 0, 10/21/07)		
9	(Tennessee 3, @ San Francisco 6, 12/17/17)	8	(Indianapolis 3, @ Tennessee 5, 10/16/17)		

TEAM RECORDS: FIRST DOWNS

Most First Downs, Season		Most First Downs Rushing, Season		Most First Downs By Penalty, Season	
381	(2020)	155	(1980)	37	(2015)
376	(1990)			36	(2020)
Fewest First Downs, Season		Fewest First Downs Rushing, Season		36	(2019)
138	(1982, nine games)	52	(1982, nine games)	36	(2017)
199	(1976)	62	(1971)	36	(2013)
Most First Downs, Game		Most First Downs Rushing, Game		34	(2021)
34	(vs. Cleveland, 12/9/90)	17	(three times, last @ Houston, 1/3/21)	32	(2016)
Fewest First Downs, Game		Fewest First Downs Rushing, Game		Fewest First Downs By Penalty, Season	
4	(at Cleveland, 10/21/73)	0	(six times, last @ Denver, 10/13/19)	5	(1982, nine games)
5	(vs. Jacksonville, 12/17/06)			10	(1967)
Most First Downs, Both Teams, Game		Most First Downs Passing, Season		Most First Downs By Penalty, Game	
57	(Tennessee 21, Detroit 36, @ Tennessee, 9/23/12, OT)	251	(1990)	7	(vs. Indianapolis, 11/12/20)
56	(Tennessee 31, Houston 25, @ Tennessee, 10/18/20, OT)	Fewest First Downs Passing, Season		7	(@ Atlanta, 9/9/90)
56	(Tennessee 32, Arizona 24, @ Tennessee, 12/15/13, OT)	81	(1982, nine games)		
56	(Houston 33, Buffalo 23, @ Houston, 9/24/89, OT)	86	(1967)		
55	(Three times, last Tennessee 28, Detroit 27, @ Tennessee, 12/20/20)	Most First Downs Passing, Game			
		28	(@ Oakland, 12/19/04)		
		Fewest First Downs Passing, Game			
		0	(twice, last @ Buffalo, 11/10/85)		

TEAM RECORDS: NET YARDS GAINED

Most Yards Gained, Season		Most Yards Gained, Game	
6,343	(2020)	607	(vs. Houston, 10/18/20, overtime)
6,288	(1961)	583	(vs. Dallas, 11/10/91, overtime)
6,222	(1990)		
Fewest Yards Gained, Season		Fewest Yards Gained, Game	
2,373	(1982, nine games)	81	(vs. Dallas, 11/24/74)
3,191	(1972)		

TEAM RECORDS: RUSHING

Most Rushing Attempts, Season		Fewest Rushing Attempts, Game		Fewest Yards Gained Rushing, Season	
616	(1979)	7	(vs. N.Y. Giants, 12/8/85)	799	(1982, nine games)
605	(1978)	9	(vs. Cincinnati, 10/24/76)	1,106	(1971)
Fewest Rushing Attempts, Season		10	(@ San Diego, 9/16/12)		
225	(1982, nine games)	Most Yards Gained Rushing, Season			
324	(1965)	2,690	(2020)		
Most Rushing Attempts, Game		2,635	(1980)		
56	(vs. San Diego, 9/28/75)	2,592	(2009)		
55	(vs. Oakland, 9/9/61)	2,571	(1979)		
		Most Yards Gained Rushing, Game			
		332	(@ Kansas City, 10/19/08)		
		314	(@ Houston, 10/30/22)		
		305	(vs. Jacksonville, 11/1/09)		
		296	(vs. Kansas City, 11/27/77)		
		292	(@ Detroit, 11/27/08)		

TEAM RECORDS: RUSHING

Fewest Yards Gained Rushing, Game

19 (twice, last vs. San Diego, 12/12/65)

Highest Average Gain Rushing, Season

 5.2 (2009)
 5.2 (2020)
 5.0 (2019)
 4.7 (2006)
 4.6 (three times, last in 2016)

Most Touchdowns Rushing, Season

 26 (2020)
 26 (1988)

Fewest Touchdowns Rushing, Season

 5 (1982, nine games)
 6 (2014)
 6 (1976)

Most Touchdowns Rushing, Game

5 (vs. L.A. Chargers, 9/18/60)

TEAM RECORDS: PASSING

Most Passes Attempted, Season

667 (1991)

Fewest Passes Attempted, Season

 287 (1982, nine games)
 333 (1967)

Most Passes Attempted, Game

 68 (@ Buffalo, 11/1/64 — 37 completed)
 61 (vs. Oakland, 11/7/65 — 27 completed)
 61 (@ Oakland, 12/19/04 — 40 completed)

Fewest Passes Attempted, Game

6 (vs. Cincinnati, 10/4/81)

Most Passes Attempted, Both Teams

 98 (Titans 61, Oakland 37, @ Oakland, 12/19/04)
 97 (Oilers 44, Denver 53, @ Houston, 12/2/62)
 97 (Titans 42, Detroit 55, @ Tennessee, 9/23/12)

Most Passes Completed, Season

411 (1991)

Fewest Passes Completed, Season

144 (1967)

Most Passes Completed, Game

41 (vs. Dallas, 11/10/91 — overtime)

Fewest Passes Completed, Game

1 (vs. Cincinnati, 10/4/81)

Most Yards Gained Passing, Season

4,805 (1990)

Fewest Yards Gained Passing, Season

1,381 (1967)

Most Yards Gained Passing, Game

527 (@ Kansas City, 12/16/90)

Fewest Yards Gained Passing, Game

-7 (@ New England, 10/18/09)

Most Times Sacked, Season

 65 (1994)
 58 (1985)

Fewest Times Sacked, Season

 11 (1962)
 12 (2008)

Most Times Sacked, Game

12 (vs. Dallas, 9/29/85)

Most Times Sacked, Both Teams, Game

14 (Oilers 12, Dallas 2, @ Houston, 9/29/85)

Most Touchdowns Passing, Season

48 (1961)

Fewest Touchdowns Passing, Season

9 (2007)

Most Touchdowns Passing, Game

7 (twice, last vs. N.Y. Titans, 10/14/62)

Most Touchdowns Passing, Both Teams, Game

11 (Oilers 5, Oakland 6, @ Oakland, 12/22/63)

Most Passes Had Intercepted, Season

48 (1962)*

Fewest Passes Had Intercepted, Season

 7 (2020)
 8 (2019)
 9 (2003, 2008)
 10 (1998)

Most Passes Had Intercepted, Game

6 (six times, last @ Cleveland, 11/30/86)

* Denotes League Record

TEAM RECORDS: PUNTING

Most Punts, Season

 100 (1976)
 96 (1994)
 93 (1979)

Fewest Punts, Season

34 (1990)

Most Punts, Game

11 (three times, last @ Pittsburgh, 12/3/95)

Fewest Punts, Game

0 (five times, last vs. Cincinnati, 10/27/91)

Highest Average Distance, Punting, Season

 53.1 (2022)
 49.7 (2017)
 47.4 (2015)
 47.2 (1998)
 47.1 (2019)
 46.8 (2014)
 46.4 (2018)
 45.3 (1993)
 45.2 (1992)

Highest Average Distance, Punting, Game

 60.5 (vs. Pittsburgh, 10/25/20)
 59.2 (vs. Buffalo, 12/27/92)

Highest Net Average, Punting, Season

 44.6 (2017)
 44.0 (2022)
 43.1 (2019)
 41.7 (2018)
 40.8 (2014)
 40.3 (2015)
 40.1 (2020)
 39.8 (2021)
 39.4 (2012)
 39.4 (2011)

TEAM RECORDS: PUNT RETURNS & KICKOFF RETURNS

PUNT RETURNS

Most Punt Returns, Season

53 (2000)
52 (1968)

Fewest Punt Returns, Season

15 (1960)

Most Punt Returns, Game

10 (vs. Tampa Bay, 9/12/76)

Most Yards, Punt Returns, Season

671 (2000)
620 (1975)

Fewest Yards, Punt Returns, Season

104 (1982, 9 games)
118 (1961)

Highest Average, Punt Returns, Season

15.3 (2012)
15.0 (1977)

Most Touchdowns, Punt Returns, Season

3 (1975, 2006 and 2012)

Most Touchdowns, Punt Returns, Game

2 (vs. Jacksonville, 12/30/12)
1 (19 times, last vs. Detroit, 9/23/12)

KICKOFF RETURNS

Most Kickoff Returns, Season

83 (1983)

Fewest Kickoff Returns, Season

23 (2018)
28 (2017)
30 (2019)
31 (1993)
32 (2011)
33 (2016)
33 (2015)

Most Kickoff Returns, Game

10 (twice, last at Cincinnati, 12/17/89)

Most Yards, Kickoff Returns, Season

1,835 (2006)
1,721 (1981)

Fewest Yards, Kickoff Returns, Season

589 (1993)

618 (2017)

629 (2016)

638 (2019)

680 (2015)

737 (2018)

767 (2020)

Highest Average, Kickoff Returns, Season

32.0 (2018)*
26.1 (2000)
26.0 (2011)
25.9 (1962)

Most Touchdowns, Kickoff Returns, Season

2 (three times, last in 1983)

Most Touchdowns, Kickoff Returns, Game

1 (18 times, last @ Indianapolis, 11/29/20)

TEAM RECORDS: FUMBLES

Most Fumbles, Season

42 (1994)
41 (1985)

Fewest Fumbles, Season

10 (2017)
14 (1982, nine games)
15 (2020)
17 (1962, 1999, 2011 and 2016)

Most Fumbles, Game

8 (@ Pittsburgh, 12/9/73)

Most Fumbles Lost, Season

25 (1994)

Fewest Fumbles Lost, Season

5 (2020)
6 (2018)
7 (1967, 2006 and 2016)
8 (2008, 2011 and 2017)

Most Fumbles Lost, Game

5 (twice, last vs. Philadelphia, 12/2/91)

Most Opponents' Fumbles Recovered, Season

28 (1977)

Most Opponents' Fumbles Recovered, Game

7 (@ Kansas City, 10/12/69)

Fewest Opponents' Fumbles Recovered, Season

4 (2014)
5 (2012)
6 (2016, 2018, 2021, 2022)
7 (2009)
8 (five times, last in 2020)

TEAM RECORDS: BLOCKED KICKS

Most Blocked Field Goals, Season

6 (1961)

Most Blocked Field Goals, Game

2 (at Indianapolis, 12/1/19)
2 (at Baltimore, 12/14/97)
2 (at Cleveland, 9/13/81)
2 (vs. Denver, 11/26/61)

Most Blocked Extra Points, Season

3 (1975)

Most Blocked Extra Points, Game

2 (at Cincinnati, 12/23/90)
2 (vs. Miami, 11/16/75)

Most Blocked Punts, Season

3 (1988)

Most Blocked Punts, Game

2 (at Pittsburgh, 10/16/88)
2 (at Philadelphia, 10/2/88)

TEAM RECORDS: PENALTIES

Fewest Penalties, Season (any)

52 (1982, nine games)
58 (1963)

Fewest Penalties, 16-Game Season

82 (2018)
84 (1983)

Most Penalties, Season

148 (1989)

Fewest Penalties, Game

0 (vs. Jacksonville, 12/24/11)

0 (@ Cincinnati, 10/29/72)
0 (@ Buffalo, 11/1/64)
0 (vs. Kansas City, 10/27/63)
0 (vs. Oakland, 12/9/62)

Most Penalties, Game

18 (@ Jacksonville, 1/1/06)

Fewest Yards Penalized, Season (any)

424 (1982, nine games)

Fewest Yards Penalized, 16-Game Season

727 (2018)

773 (2007)

Most Yards Penalized, Season

1,150 (twice, last in 1988)

Most Yards Penalized, Game

212 (vs. Baltimore, 10/10/99)

TEAM RECORDS: DEFENSE

SCORING

Fewest Points Allowed, Season

191 (2000)
199 (1967)
226 (1975)

Most Points Allowed, Season

471 (2012)
460 (1983)
447 (1973)

Fewest Points Allowed, Game

0 (17 times, last vs. Jacksonville, 12/12/21)

Most Points Allowed, Game

61 (twice, last @ Cincinnati, 12/17/89)

Fewest Touchdowns Allowed, Season

18 (1967)

Most Touchdowns Allowed, Season

55 (2012)
55 (2020)
53 (1983)

FIRST DOWNS

Fewest First Downs Allowed, Season

183 (1969)

Most First Downs Allowed, Season

391 (2020)
358 (2012)
357 (2014)
356 (1985)
356 (2010)

Most First Downs Allowed, Game (since 1991)

39 (@ Denver, 12/8/13)
36 (vs. Detroit, 9/23/12)
34 (@ Cincinnati, 12/4/97)
33 (@ Houston, 10/1/17)

Fewest First Downs Allowed, Rushing, Season

62 (2000)

Most First Downs Allowed, Rushing, Season

147 (1972)

Fewest First Downs Allowed, Passing, Season

89 (1976)

Most First Downs Allowed, Passing, Season

247 (2020)
231 (2017)
227 (2016)
214 (2010)
215 (2022)

Fewest First Downs Allowed, Penalty, Season

13 (twice, last in 1969)

Most First Downs Allowed, Penalty, Season

48 (1985)

NET YARDS

Fewest Yards Allowed, Season

3,375 (1968)

Most Yards Allowed, Season

6,372 (2020)
6,155 (1985)

Fewest Yards Allowed, Game

26 (vs. Denver, 9/3/66)

Most Yards Allowed, Game

619 (@ New England, 10/18/09)
584 (@ Cincinnati, 12/17/89)
583 (vs. Detroit, OT, 9/23/12)

Fewest Total Plays Allowed, Season

610 (1982, nine games)
840 (1970)

Most Total Plays Allowed, Season

1,139 (2010)
1,100 (2022)
1,099 (2014)
1,091 (1985)

Fewest Total Plays Allowed, Game

36 (vs. Denver, 9/3/66)

Most Total Plays Allowed, Game

92 (vs. Detroit, OT, 9/23/12)
91 (@ Kansas City, OT, 11/6/22)
91 (@ Philadelphia, 11/19/06)
91 (@ Denver, 12/8/13)
87 (@ Cleveland, 10/2/11)
86 (vs. Washington, 11/21/10)
85 (three times, last @ Cleveland, 11/30/86, OT)

RUSHING

Fewest Yards Allowed, Rushing, Season

1,027 (1960)

Most Yards Allowed, Rushing, Season

2,814 (1985)

Fewest Yards Allowed, Rushing, Game

4 (vs. Buffalo, 11/23/97)
5 (at San Francisco, 12/7/75)
8 (vs. Jacksonville, 12/12/21)
8 (at Boston, 11/25/60)

Most Yards Allowed, Rushing, Game

398 (@ Dallas Texans, 10/1/61)
302 (vs. Kansas City, 10/24/65)

Fewest Touchdowns Allowed, Rushing, Season

5 (1996 and 2017)

Most Touchdowns Allowed, Rushing, Season

27 (1984)

Fewest Attempts Allowed, Rushing, Season

298 (1982, nine games)
356 (2016)
362 (1962)

Most Attempts Allowed, Rushing, Season

596 (1984)

Fewest Attempts Allowed, Rushing, Game

8 (vs. Jacksonville, 12/12/21)
9 (vs. Denver, 12/11/16)
10 (@ Indianapolis, 12/30/07)
11 (vs. Miami, 10/1/89)

Most Attempts Allowed, Rushing, Game

56 (@ Dallas Texans, 10/1/61)

TEAM RECORDS: DEFENSE

PASSING

Fewest Net Yards Allowed, Passing, Season
1,671 (1968)

Most Net Yards Allowed, Passing, Season
4,671 (2022)
4,439 (2020)
4,307 (2016)
4,139 (2009)
4,169 (2021)

Fewest Net Yards Allowed, Passing, Game
-52 (vs. Cincinnati, 10/31/71)
-16 (vs. Chicago, 11/6/77)

Most Net Yards Allowed, Passing, Game
442 (vs. Detroit, OT, 9/23/12)
433 (vs. Kansas City, 11/10/19)
426 (@ New England, 10/18/09)
425 (@ Indianapolis, 12/5/04)
422 (@ Kansas City, OT, 11/6/22)
407 (@ Oakland, 12/22/63)
405 (vs. Buffalo, 10/11/64)

Fewest Touchdowns Allowed, Passing, Season
10 (1967, 2000)

Most Touchdowns Allowed, Passing, Season
36 (2020)
35 (1966)

Fewest Attempts Allowed, Passing, Season
284 (1982, nine games)
324 (1972)

Most Attempts Allowed, Passing, Season
671 (2022)
635 (2016)
630 (2020)
628 (2021)
625 (2010)
605 (2017)
604 (2009)
598 (2019)

Fewest Attempts Allowed, Passing, Game
11 (@ Pittsburgh, 9/11/05)

Most Attempts Allowed, Passing, Game
68 (@ Kansas City, OT, 11/6/22)
61 (@ Cleveland, 10/2/11)
59 (@ Denver, 12/8/13)
57 (@ Pittsburgh, 12/19/93)

Fewest Completions Allowed, Season
158 (1968)

Most Completions Allowed, Season
439 (2022)
423 (2020)
410 (2010)
404 (2009)
395 (2021)
388 (2016)
386 (2019)
374 (2012)

Fewest Completions Allowed, Game
2 (vs. Denver, 9/3/66)

Most Completions Allowed, Game
43 (@ Kansas City, OT, 11/6/22)
43 (vs. Detroit, OT, 9/23/12)
40 (@ Cleveland, 10/2/11)
39 (@ Denver, 12/8/13)
38 (@ New England, 10/18/09)
37 (@ Indianapolis, 11/3/02)
36 (six times, last vs. Chicago, 11/8/20)

SACKS

Most Sacks, Season
55 (2000)
54 (1999)
52 (1993)
51 (1979)

Fewest Sacks, Season
19 (2020)
21 (1966)

Most Sacks, Game
9 vs. N.Y. Titans, 10/14/62
9 vs. Cincinnati, 10/31/71
8 at Arizona, 12/10/17
8 at Indianapolis, 11/26/17
8 at San Diego, 10/17/76
8 at Buffalo, 11/10/85
8 at Cincinnati, 9/12/82

INTERCEPTIONS

Most Interceptions, Season
36 (1963)

Fewest Interceptions, Season
3 (1982, nine games)*
6 (1972)

Most Interceptions, Game
6 (six times, last vs. Atlanta, 12/5/93)

Most Interceptions, Both Teams, Game
13 (Oilers 5, Denver 8, @ Houston, 12/2/62)

Most Yards Returning Interceptions, Season
676 (1962)

Most Yards Returning Interceptions, Game
245 (@ N.Y. Jets, 10/15/67)

Most TDs, Returning Interceptions, Season
7 (1967)

Most TDs, Returning Interceptions, Game
3 (vs. San Diego, 12/19/71)

PUNT RETURNS

Fewest Opponent Punt Returns, Season
20 (2020)
20 (1961)
22 (2021)

23 (1990)

Most Opponent Punt Returns, Season
64 (1979)
60 (twice, last in 1976)

Fewest Yards Allowed, Punt Returns, Season
144 (2005)
160 (2000)
171 (2020)
186 (1990)

Most Yards Allowed, Punt Returns, Season
748 (1979)
668 (1976)

Lowest Average Allowed, Punt Returns, Season
4.5 (2005)
5.3 (1969)

Highest Average Allowed, Punt Returns, Season
13.9 (2002)
13.6 (1961)

Most Touchdowns Allowed, Punt Returns, Season
3 (2002)
2 (1962, 1965 and 2016)

KICKOFF RETURNS

Fewest Opponent Kickoff Returns, Season
21 (2016)
22 (2015)
25 (2018)
26 (1982, nine games)
30 (2011)
31 (2014)
32 (1970, 1986, 2017, 2022)

Most Opponent Kickoff Returns, Season
81 (2003)
78 (1995, 1996)
76 (1999, 2000)
74 (2002)
71 (1990, 1997, 2009)

Fewest Yards Allowed, Kickoff Returns, Season
462 (2016)
564 (1982, nine games)
599 (2015)
648 (2022)
680 (2011)
695 (1986)

Most Yards Allowed, Kickoff Returns, Season
1,714 (2009)
1,675 (1996)
1,596 (1999)
1,587 (2000)
1,528 (1997)

Lowest Average Allowed, Kickoff Returns, Season
15.7 (1992)

TEAM RECORDS: DEFENSE

Highest Average Allowed, Kickoff Returns, Season

27.8	(2018)
27.6	(2014)
27.2	(2015)
26.1	(2012)
25.0	(2008)
24.9	(1985, 2001)

Most Touchdowns Allowed, Kickoff Returns, Season

2	(1966, 1999)
---	--------------

PUNTING

Most Punts Forced, Season

105	(2000)
96	(1976)

Fewest Punts Forced, Season

38	(1982, 9 games)
45	(2020)
56	(1964, 1989)

Most Punts Forced, Game

11	(five times, last vs. Pittsburgh, 11/6/94)
----	--

Fewest Punts Forced, Game

0	5 times (11/12/78 at New England; 11/5/95 at Cleveland; 12/5/04 at Indianapolis; 9/26/10 at N.Y. Giants; 12/27/20 at Green Bay)
---	---

Lowest Punting Average Allowed (Gross), Season

37.1	(1960)
------	--------

* Denotes League Record

ALL-TIME TWO-POINT CONVERSIONS

TITANS

1994 Oilers: 4-7	Run 0-0, Pass 4-7	10/21/01 vs. Det	Steve McNair to Drew Bennett	Good
9/4/94 vs. Ind	Bucky Richardson to Reggie Brown	Good	12/16/01 vs. GB	Steve McNair to Kevin Dyson
	Bucky Richardson to Haywood Jeffries	NG		Steve McNair to Derrick Mason
10/13/94 vs. Cle	Billy Joe Tolliver to Haywood Jeffries	Good		Good
12/11/94 vs. Sea	Billy Joe Tolliver to Haywood Jeffries	Good	2002 Titans: 2-6	Pass 0-2, Run 2-4
	Billy Joe Tolliver to Todd McNair	NG	9/8/02 vs. Phi	Steve McNair run
12/18/94 vs. KC	Billy Joe Tolliver to Webster Slaughter	NG		Eddie George run
12/24/94 vs. NYJ	Bucky Richardson to Haywood Jeffries	Good	9/29/02 vs. Oak	Steve McNair to Derrick Mason
				Steve McNair to Frank Wycheck
1995 Oilers: 2-5	Run 2-3, Pass 0-2			Eddie George Run
10/8/95 vs. Min	Rodney Thomas run	Good	12/1/02 vs. NYG	Steve McNair run
10/22/95 vs. Chi	Chris Chandler run	Good		Good
11/12/95 vs. Cin	Will Furrer to Haywood Jeffries	NG	2003 Titans: 3-4	Pass 1-2, Run 2-2
11/19/95 vs. KC	Rich Camarillo to Bruce Matthews	NG	10/5/03 vs. NE	Steve McNair to Tyrone Calico
12/24/95 vs. Buf	Rodney Thomas run	NG	12/7/03 vs. Ind	Steve McNair Run
				Steve McNair to Derrick Mason
1996 Oilers: 0-0	No Attempts		12/14/03 vs. Buf	Robert Holcombe run
None				Good
1997 Oilers: 2-4	Run 1-3, Pass 1-1		2004 Titans: 1-2	Pass 0-1, Run 1-1
8/31/97 vs. Oak	Eddie George Run	Good	9/26/04 vs. Jax	Steve McNair to Derrick Mason
9/28/97 vs. Pitt	Steve McNair to Frank Wycheck	Good	11/21/04 vs. Jax	Steve McNair run
11/16/97 vs. Jax	Rodney Thomas run	NG		Good
12/14/97 vs. Bal	Steve McNair run	NG	2005 Titans: 0-1	Pass 0-1, Run 0-0
			10/30/05 vs. Oak	Steve McNair to Chris Brown
				NG
1998 Oilers: 1-4	Pass 0-0, Run 1-4		2006 Titans: 3-3	Run 2-2, Pass 1-1
9/27/98 vs. Jax	Eddie George run	NG	9/10/06 vs. NYJ	Travis Henry run
10/11/98 vs. Bal	Eddie George run	NG		Kerry Collins pass to Drew Bennett
11/29/98 vs. Sea	Eddie George run	NG	10/1/06 vs. Dal	Vince Young run
12/20/98 vs. GB	Eddie George run	Good		Good
1999 Titans: 1-3	Pass 1-1, Run 0-2		2007 Titans: 0-0	No Attempts
10/3/99 vs. SF	Eddie George run	NG	None	
11/28/99 vs. Cle	Frank Wycheck run	NG	2008 Titans: 1-1	Run 0-0, Pass 1-1
12/5/99 vs. Bal	Steve McNair to Jackie Harris	Good	10/27/08 vs. Ind	Kerry Collins pass to Ahmard Hall
				Good
2000 Titans: 0-0	No Attempts		2009 Titans: 1-2	Run 1-1, Pass 0-1
None			10/4/09 at Jax	Kerry Collins pass to Nate Washington
				Chris Johnson run
2001 Titans: 3-4	Pass 3-4, Run 0-0			Good
10/14/01 vs. TB	Steve McNair to Kevin Dyson	Good		

ALL-TIME TWO-POINT CONVERSIONS

TITANS

2010 Titans: 1-2 **Run 0-0, Pass 1-2**
 9/19/10 vs. Pit Kerry Collins pass to Kenny Britt Good
 10/31/10 at SD Vince Young pass incomplete to Chris Johnson NG

2011 Titans: 0-0 **No Attempts**
 None

2012 Titans: 1-1 **Run 0-0, Pass 1-1**
 11/4/12 vs. Chi Matt Hasselbeck pass to Kenny Britt Good

2013 Titans: 0-0 **No Attempts**
 None

2014 Titans: 0-1 **Run 0-1, Pass 0-0**
 10/26/14 vs. Hou Leon Washington run NG

2015 Titans: 3-5 **Run 0-1, Pass 3-4**
 9/27/15 vs. Ind Jalston Fowler run NG
 11/8/15 at NO Marcus Mariota pass to Delanie Walker Good
 11/29/15 vs. Oak Marcus Mariota pass to Dorial Green-Beckham Good
 12/13/15 at N.Y. Jets Marcus Mariota pass to Dexter McCluster Good
 12/27/15 vs. Hou Zach Mettenberger pass to Anthony Fasano NG

2016 Titans: 0-5 **Run 0-0, Pass 0-5**
 9/11/16 vs. Min Marcus Mariota pass to DeMarco Murray NG
 9/18/16 at Det Marcus Mariota sacked NG
 10/23/16 vs. Ind Aborted play, Brett Kern pass to Ryan Succop NG
 11/13/16 vs. GB Marcus Mariota pass to Rishard Matthews NG
 12/18/16 at KC Marcus Mariota pass incomplete NG

2017 Titans: 0-0 **Run 0-0, Pass 0-0**
 None

2018 Titans: 0-1 **Run 0-0, Pass 0-1**
 10/21/18 at LAC Marcus Mariota pass to Taywan Taylor NG

2019 Titans: 1-2 **Run 1-1, Pass 0-1**
 11/3/19 at Car Ryan Tannehill pass to Adam Humphries NG
 11/10/19 vs. KC Ryan Tannehill run Good

2020 Titans: 4-7 **Run 3-4, Pass 1-3**
 9/27/20 at Min Ryan Tannehill pass to Jonnu Smith NG
 10/18/20 vs. Hou Ryan Tannehill pass to Nick Westbrook-Ikhine Good
 11/1/20 at Cin Brett Kern pass intercepted by Josh Byner NG
 11/22/20 at Bal Ryan Tannehill run Good
 12/6/20 vs. Cle Derrick Henry run NG
 Ryan Tannehill run Good
 12/20/20 vs. Det Derrick Henry run Good

2021 Titans: 2-2 **Run 1-1, Pass 1-1**
 9/26/21 vs. Ind Derrick Henry run Good
 10/3/21 at NYJ Ryan Tannehill pass to MyCole Pruitt Good

2022 Titans: 1-1 **Run 0-0, Pass 1-1**
 12/11/22 vs. Jax Ryan Tannehill pass to Chig Okonkwo Good

Titans Overall Two-Point Statistics: 37-73 (50.7%)

OPPONENTS

1994 Opponents: 2-2 **Run 2-2, Pass 0-0**
 10/13/94 vs. Cle Tom Tupa Run Good
 12/4/94 vs. Ari Ronald Moore Run Good

1995 Opponents: 0-2 **Run 0-0, Pass 0-2**
 11/26/95 vs. Den John Elway to Shannon Sharpe NG
 12/17/95 vs. NYJ Boomer Esiason to Fred Baxter NG

1996 Opponents: 1-3 **Run 1-1, Pass 0-2**
 9/15/96 vs. Bal Vinny Testaverde pass NG
 11/10/96 at NO Michael Haynes run Good
 10/13/96 at Atl Bobby Hebert pass to Roell Preston NG

1997 Opponents: 0-1 **Run 0-0, Pass 0-1**
 10/5/97 vs. Sea Rick Tuten (kicking form.) bad snap, inc. pass NG

1998 Opponents: 4-5 **Run 0-0, Pass 4-5**
 11/1/98 vs. Pit Kordell Stewart to Charles Johnson Good
 Mike Tomczak to Charles Johnson Good
 Mike Tomczak to Will Blackwell Good
 11/8/98 vs. TB Trent Dilfer to Bert Emanuel NG
 12/26/98 vs. Min Randall Cunningham to Randy Moss Good

1999 Opponents: 4-6 **Run 0-1, Pass 4-5**
 9/12/99 vs. Cin Jeff Blake to Willie Jackson Good
 Ki-Jana Carter run NG
 Jeff Blake to Brian Milne Good
 9/19/99 vs. Cle Tim Couch Pass incomplete NG
 10/17/99 vs. NO B.J. Tolliver to Brett Bech Good
 1/2/00 vs. Pit Mike Tomczak to Hines Ward Good

2000 Opponents: 0-0 **No Attempts**
 None

2001 Opponents: 1-2 **Run 1-1, Pass 0-1**
 10/7/01 vs. Bal Elvis Grbac to Brandon Stokley NG
 12/2/01 vs. Cle Jamel White run Good

2002 Opponents: 3-4 **Run 0-0, Pass 3-4**
 11/3/02 vs. Ind Peyton Manning to Marvin Harrison Good
 11/17/02 vs. Pit Kordell Stewart to Dan Kreider Good
 Antwaan Randle El to Hines Ward Good
 12/1/02 vs. NYG Kerry Collins to Jeremy Shockey NG

2003 Opponents: 0-1 **Run 0-0, Pass 0-1**
 12/14/03 vs. Buf Drew Bledsoe to Bernard Shaw NG

2004 Opponents: 1-2 **Run 0-0, Pass 1-2**
 9/26/04 vs. Jax Byron Leftwich to Reggie Williams Good
 1/2/05 vs. Det Joey Harrington to Roy Williams NG

2005 Opponents: 2-2 **Run 0-0, Pass 2-2**
 10/11/05 vs. Hou David Carr to Corey Bradford Good
 11/27/05 vs. SF Ken Dorsey to Terry Jackson Good

2006 Opponents: 1-2 **Run 0-0, Pass 1-2**
 10/22/06 at Was Mark Brunell to Santana Moss Good
 10/29/06 vs. Hou Sage Rosenfels to Andre Johnson NG

2007 Opponents: 1-1 **Run 0-0, Pass 1-1**
 10/21/07 at Hou Sage Rosenfels to Andre Davis Good

ALL-TIME TWO-POINT CONVERSIONS**OPPONENTS**

2008 Opponents: 0-1	Run 0-1, Pass 0-0	2018 Opponents: 0-0	No Attempts
9/21/08 vs. Hou	Aborted kick, Matt Turk run NG	None	
2009 Opponents: 1-1	Run 1-1, Pass 0-0	2019 Opponents: 2-4	Run 0-0, Pass 2-4
9/20/09 vs. Mia	Ricky Williams run Good	10/27/19 vs. TB	Jameis Winston pass incomplete NG Jameis Winston pass to Chris Godwin Good
2010 Opponents: 0-2	Run 0-2, Pass 0-0	11/24/19 vs. Jax	Nick Foles pass to DJ Chark Good Nick Foles pass incomplete NG
10/31/10 at SD	Aborted kick, Kris Brown run NG	2020 Opponents: 1-8	Run 0-2, Pass 1-6
11/14/10 at Mia	Ronnie Brown run NG	9/27/20 at Min	Kirk Cousins pass to Adam Thielen NG
2011 Opponents: 0-2	Run 0-2, Pass 0-0	10/13/20 vs. Buf	Josh Allen pass to Cole Beasley NG
12/11/11 vs. NO	Pierre Thomas run NG	10/18/20 vs. Hou	Deshaun Watson pass to Randall Cobb NG
1/1/12 at Hou	Snap over Jake Delhomme's head, rec. by Ten. NG	11/22/20 at Bal	Lamar Jackson pass to J.K. Dobbins Good
2012 Opponents: 1-2	Run 0-0, Pass 1-2	11/29/20 at Ind	Jacoby Brissett run NG Philip Rivers pass to Zach Pascal NG
9/23/12 vs. Det	Matthew Stafford pass to Nate Burleson Good	12/27/20 at GB	Aaron Jones run NG
12/30/12 vs. Jax	Chad Henne pass incomplete NG	1/3/21 at Hou	Deshaun Watson pass to Chad Hansen NG
2013 Opponents: 1-1	Run 1-1, Pass 0-0	2021 Opponents: 2-4	Run 0-0, Pass 2-4
9/15/13 at Hou	Arian Foster run Good	10/10/21 at Jax	Trevor Lawrence pass to Jamal Agnew NG
2014 Opponents: 0-1	Run 0-0, Pass 0-0	10/18/21 vs Buf	Dawson Knox pass to Josh Allen Good
12/14/14 vs. NYJ	Geno Smith pass incomplete NG	11/14/21 vs NO	Trevor Siemian pass to Mark Ingram II NG
2015 Opponents: 0-1	Run 0-0, Pass 0-1	1/9/22 at Hou	Davis Mills pass to Danny Amendola Good
12/6/15 vs. Jax	Blake Bortles pass incomplete NG	2022 Opponents: 3-7	Run 1-2, Pass 2-5
2016 Opponents: 1-3	Run 1-2, Pass 0-1	9/11/22 vs NYG	Jamie Gillan run NG Daniel Jones pass to Saquon Barkley Good
10/16/16 vs. Cle	Cody Kessler pass incomplete NG	9/25/22 vs LV	Derek Carr pass to Darren Waller NG
10/27/16 vs. Jax	Blake Bortles run Good	11/6/22 at KC	Patrick Mahomes run Good
11/13/16 vs. GB	James Starks run NG	11/17/22 at KC	Aaron Rodgers pass to Aaron Jones Good
2017 Opponents: 0-2	Run 0-0, Pass 0-2	12/11/22 vs. Jax	Trevor Lawrence pass to Christian Kirk NG
9/17/17 at Jax	Blake Bortles pass incomplete NG	12/24/22 vs. Hou	Davis Mills pass to Amari Rodgers NG
9/24/17 vs. Sea	Russell Wilson pass incomplete NG	Opponents Overall Statistics: 32-72 (44.4%)	

ALL-TIME SHUTOUTS**ALL-TIME DEFENSIVE SHUTOUTS**

Date	Opponent	Score
9/9/61	Oakland	55-0
9/10/66	Oakland	31-0
10/16/66	New York	24-0
10/13/68	at Boston	16-0
9/21/75	at New England	7-0
9/12/76	Tampa Bay	20-0
9/18/77	NY Jets	20-0
11/6/77	Chicago	47-0
12/4/80	Pittsburgh	6-0
10/22/89	Pittsburgh	27-0
9/27/92	San Diego	27-0
9/12/93	Kansas City	30-0
1/2/94	NY Jets	24-0
12/17/00	at Cleveland	24-0
12/25/00	Dallas	31-0
12/16/18	at NY Giants	17-0
12/12/21	Jacksonville	20-0

ALL-TIME OPPONENT SHUTOUTS

Date	Opponent	Score
12/4/60	at Dallas	0-24
12/1/63	at San Diego	0-27
10/12/69	at Kansas City	0-24
11/2/69	at Boston	0-24
11/1/70	at St. Louis	0-44
9/19/71	at Cleveland	0-31
10/9/72	Oakland	0-34
11/5/72	at Cleveland	0-20
11/25/73	New England	0-32
11/24/74	Dallas	0-10
12/11/76	Pittsburgh	0-21
9/22/85	at Pittsburgh	0-20
11/10/85	at Buffalo	0-20
12/7/86	at San Diego	0-27
11/26/89	at Kansas City	0-34
11/7/99	at Miami	0-17
12/28/08	at Indianapolis	0-23
10/18/09	at New England	0-59
11/28/10	at Houston	0-20
10/14/18	Baltimore	0-21
10/13/19	at Denver	0-16

GAME-WINNING FIELD GOALS

The franchise has totaled 53 game-winning field goals since 1960, including three playoff game winners. **Rob Bironas** leads the franchise with 11 game-winning field goals, followed by the 10 by former Oiler/Titan **Al Del Greco** (1991-00). Bironas' 60-yard field goal vs. Indianapolis (12/3/06) ranks as the longest game-winning field goal in franchise history. A game-winning field goal is defined as one that was the final score of the game and gave the kicker's team the lead at any time in the fourth quarter or overtime.

Date	Opp.	Kicker	Length	Final Score	Date	Opp.	Kicker	Length	Final Score
10/24/65	Kansas City	Spikes	15	38-36	10/15/06	at Washington	Bironas	30	25-22
10/31/65	at Buffalo	Blanda	8	19-17	11/26/06	N.Y. Giants	Bironas	49	24-21
10/26/69	Denver	Gerela	22	24-21	12/3/06	Indianapolis	Bironas	60	20-17
12/1/74	at Pittsburgh	Butler	34	13-10	12/24/06	at Buffalo	Bironas	30	30-29
9/17/78	San Francisco	Fritsch	19	20-19	10/21/07	at Houston	Bironas	29	38-36
10/1/78	at Cleveland	Fritsch	19	16-13	11/2/08	Green Bay	Bironas	41	19-16*
9/23/79	at Cincinnati	Fritsch	29	30-27*	11/23/09	at Houston	Bironas	53	20-17
10/28/79	N.Y. Jets	Fritsch	35	27-24*	12/20/09	Miami	Bironas	46	27-24*
9/28/80	at Cincinnati	Fritsch	29	13-10	9/23/12	Detroit	Bironas	26	44-41*
12/2/84	Pittsburgh	Cooper	30	23-20*	10/11/12	Pittsburgh	Bironas	40	26-23
11/3/85	Kansas City	Zendejas	38	23-20	12/18/16	at Kansas City	Succop	53	19-17
11/24/85	San Diego	Zendejas	51	37-35	10/22/17	at Cleveland	Succop	47	12-9*
1/3/88	Seattle	Zendejas	42	23-20*	9/16/18	Houston	Succop	31	20-17
9/4/88	at Indianapolis	Zendejas	35	17-14*	9/23/18	at Jacksonville	Succop	28	9-6
11/13/89	Cincinnati	Zendejas	28	26-24	9/14/20	at Denver	Gostkowski	25	16-14
11/10/91	Dallas	Del Greco	23	26-23*	9/20/20	Jacksonville	Gostkowski	49	33-30
9/20/92	Kansas City	Del Greco	39	23-20*	9/27/20	at Minnesota	Gostkowski	55	31-30
12/12/93	Cleveland	Del Greco	25	19-17	1/3/21	at Houston	Sloman	37	41-38
10/6/96	at Cincinnati	Del Greco	49	30-27*	9/19/21	at Seattle	Bullock	36	33-30*
8/31/97	Oakland	Del Greco	33	24-21*	10/31/21	at Indianapolis	Bullock	44	34-31*
12/13/98	at Jacksonville	Del Greco	41	16-13	12/23/21	San Francisco	Bullock	44	20-17
9/12/99	Cincinnati	Del Greco	33	36-35					
9/10/00	Kansas City	Del Greco	36	17-14*					
11/5/00	Pittsburgh	Del Greco	29	9-7					
12/3/00	at Philadelphia	Del Greco	50	15-13					
10/14/01	Tampa Bay	Nedney	49	31-28*					
10/21/01	at Detroit	Nedney	46	27-24					
12/22/01	at Oakland	Nedney	21	13-10					
12/01/02	at N.Y. Giants	Nedney	38	32-29*					
1/11/03	Pittsburgh	Nedney	26	34-31*					
1/3/04	at Baltimore	Anderson	46	20-17					
12/11/05	Houston	Bironas	21	13-10					

*Overtime games
Playoff games in **bold**

ALL-TIME RETURN TOUCHDOWNS

INTERCEPTION RETURN TOUCHDOWNS

Yards	Player	Date	Opp	Result
99	Cortland Finnegan	9/21/2008	Hou	W, 31-12
98	Darryll Lewis	10/22/1995	@ Chi	L, 32-35
97	Jordan Babineaux	10/2/2011	@ Cle	W, 31-13
95	Willie Alexander	9/25/1977	@ GB	W, 16-10
95	Pete Jaquess	9/19/1964	Oak	W, 42-28
90	Mark Johnston	10/27/1963	KC	W, 28-7
87	Perry Phenix	11/12/2000	Bal	L, 23-24
83	Michael Griffin	12/21/2008	Pit	W, 31-14
83	Adam Jones	12/17/2006	Jax	W, 24-17
81	Samari Rolle	10/30/2000	@ Was	W, 27-21
79	Zach Brown	12/30/2012	Jax	W, 38-20
76	Andrew Adams	10/23/2022	Ind	W, 19-10
76	Vincent Fuller	10/7/2007	Atl	W, 20-13
75	Vernon Perry	1/6/1980	@ Pit *	L, 13-27
73	Eugene Seale	10/4/1987	@ Den	W, 40-10
66	Ken Houston	9/14/1968	@ Mia	W, 24-10
62	Blaine Bishop	11/5/1995	@ Cle	W, 37-10
62	Miller Farr	11/26/1967	NE	W, 27-6
61	Chris Hope	12/17/2006	Jax	W, 24-17
61	Vincent Fuller	9/24/2007	@ NO	W, 31-14
60	Rocky Boiman	9/28/2003	@ Pit	W, 30-13
58	Bubba McDowell	1/3/1993	@ Buf *	L, 38-41
56	Malcolm Butler	12/22/2018	Was	W, 25-16
52	Lamar Lathon	9/8/1991	@ Cin	W, 30-7
52	Miller Farr	12/7/1968	Buf	W, 35-6
52	Reynaldo Hill	10/30/2005	Oak	L, 25-34

Yards	Player	Date	Opp	Result
51	Andre Dyson	10/12/2003	Hou	W, 38-17
51	Ken Houston	10/5/1969	Buf	W, 28-14
51	Miller Farr	10/15/1967	@ NYJ	T, 28-28
51	Zeke Moore	10/20/1969	@ NYJ	L, 17-26
49	Eddie Robinson	11/12/1995	Cin	L, 25-32
49	Colin McCarthy	11/11/2012	@ Mia	W, 37-3
48	Ken Houston	10/31/1971	Cin	W, 10-6
47	Darryll Lewis	9/19/1993	@ SD	L, 17-18
47	Darryll Lewis	11/2/1997	Jax	L, 24-30
45	Benny Nelson	9/19/1964	Oak	W, 42-28
45	Vincent Fuller	12/13/2009	STL	W, 47-7
44	Steve Brown	9/4/1988	@ Ind	W, 17-14
43	Ken Houston	10/15/1967	@ NYJ	T, 28-28
42	Donald Mitchell	10/17/1999	@ NO	W, 24-21
41	Cortland Finnegan	10/24/2010	Phi	W, 37-19
40	Will Witherspoon	12/9/2012	@ Ind	L, 23-27
40	Larry Carwell	11/17/1968	Den	W, 38-17
40	Miller Farr	12/7/1968	Buf	W, 35-6
39	Denard Walker	10/26/1997	@ Ari	W, 41-14
39	Cortland Finnegan	11/8/2009	@ SF	W, 34-27
39	Miller Farr	10/1/1967	Den	W, 10-6
38	Malcolm Butler	9/8/2019	@ Cle	W, 43-13
38	Bo Orlando	12/19/1993	@ Pit	W, 26-17
37	Lamont Thompson	9/11/2004	@ Mia	W, 17-7
36	Cris Dishman	12/4/1994	Ari	L, 12-30
36	Darryll Lewis	9/29/1996	@ Pit	L, 16-30
36	Domingo Bryant	12/18/1988	@ Cle	L, 23-28
35	Ken Houston	12/19/1971	SD	W, 49-33

ALL-TIME RETURN TOUCHDOWNS

Yards	Player	Date	Opp	Result
34	J.C. Wilson	9/30/1979	Cle	W, 31-10
33	Darryll Lewis	10/20/1991	@ Mia	W, 17-13
32	Peter Sirmon	12/22/2002	@ Jax	W, 28-10
31	Roderick Hood	11/15/2009	Buf	W, 41-17
31	Gene Babb	11/11/1962	@ Oak	W, 28-20
30	Zach Brown	12/30/2012	Jax	W, 38-20
30	Richard Johnson	10/14/1990	Cin	W, 48-17
30	Ken Houston	12/23/1967	@ Mia	W, 41-10
29	Ken Houston	12/19/1971	SD	W, 49-33
28	Don Floyd	12/2/1962	Den	W, 34-17
27	Lonnie Marts	11/1/1998	@ Pit	W, 41-31
26	Coty Sensabaugh	9/13/2015	@ TB	W, 42-14
26	Vincent Fuller	11/15/2009	Buf	W, 41-17
26	Bubba McDowell	12/7/1992	Chi	W, 24-7
25	Bob Atkins	12/19/1971	SD	W, 49-33
24	Kevin Byard	11/7/2021	@LAR	W, 28-16
24	Randall Godfrey	10/22/2000	@ Bal	W, 14-6
24	Rich Coady	12/16/2002	NE	W, 24-7
23	Jim Norton	10/22/1967	@ KC	W, 24-19
23	Marqueston Huff	12/7/2014	NYG	L, 7-36
23	Alterraun Verner	9/15/2013	@ Hou	L, 24-30
22	Ken Houston	12/15/1968	NE	W, 45-17
22	Zeke Moore	11/3/1974	@ NYJ	W, 27-22
22	Steve Jackson	10/17/1993	@ NE	W, 28-14
22	Jayon Brown	12/30/2018	Ind	L, 17-33
21	Brad Kassell	9/18/2005	Bal	W, 25-10
20	Chuck Cecil	10/8/1995	@ Min	L, 17-23
17	Ken Houston	12/12/1971	@ Buf	W, 20-14
17	Johnny Baker	9/27/1964	@ Den	W, 38-17
16	Andre Dyson	9/22/2002	Cle	L, 28-31
15	Fred Glick	9/14/1963	Den	W, 20-14
15	Dave Ball	11/27/2008	@ Det	W, 47-10
11	Andre Dyson	11/9/2003	Mia	W, 31-7
9	Logan Ryan	1/4/20	@ NE*	W, 20-14
8	Keith Bulluck	12/25/2000	Dal	W, 31-0
2	Elijah Molden	10/31/2021	@ Ind	W, 34-31
1	Joe Bowden	11/8/1998	@ TB	W, 31-22

* Postseason

Yards	Player	Date	Opp	Result
34	Gregg Bingham	11/6/1977	Chi	W, 47-0
32	Keith Bulluck	10/19/2003	@ Car	W, 37-17
30	Kevin Byard	10/10/2021	@ Jax	W, 37-19
30	Henry Ford	12/25/2000	Dal	W, 31-0
27	Marcus Robertson	11/23/1997	Buf	W, 31-14
27	Antwan Odom	11/20/2005	Jax	L, 28-31
27	Johnny Peacock	12/6/1969	NYJ	L, 26-34
25	Antwan Odom	9/25/2005	@ STL	L, 27-31
25	Keith Bostic	11/25/1984	@ Cle	L, 10-27
20	Jesse Baker	10/14/1979	@ Bal	W, 28-16
19	Garland Boyette	11/28/1971	Cle	L, 24-37
19	Cris Dishman	10/6/1991	Den	W, 42-14
19	Mike Dumas	9/1/1991	Oak	W, 47-17
16	Keith Bulluck	11/19/2006	@ Phi	W, 31-13
15	Johnny Meads	9/6/1992	Pit	L, 24-29
14	Jevon Kearse	1/2/2000	@ Pit	W, 47-36
14	Bobby Myers	9/9/2001	Mia	L, 23-31
12	Doug Cline	11/12/1961	NE	W, 27-15
12	Joe Bowden	10/18/1998	Cin	W, 44-14
10	William Fuller	11/26/1992	@ Det	W, 24-21
8#	Mike Munchak	9/14/1986	Cle	L, 20-23
8	Ray Childress	11/1/1992	@ Pit	L, 20-21
7	Doug Cline	9/10/1966	Oak	W, 31-0
5	Greg Stemmick	10/9/1977	Pit	W, 27-10
4	Wesley Woodyard	12/24/2017	LAR	L, 23-27
3#	MyCole Pruitt	12/6/2020	Cle	L, 35-41
3	Wesley Woodyard	12/6/2015	Jax	W, 42-39
0#	Treyton Burks	11/27/2022	Cin	L, 16-20
0#	Anthony Firkser	11/21/2021	Hou	L, 13-22
0	DaQuan Jones	1/1/2017	Hou	W, 24-17
0	Karl Klug	9/29/2013	NYJ	W, 38-13
0#	Erron Kinney	12/28/2003	TB	W, 33-13
0	Michael Roan	11/15/1998	Pit	W, 23-14
0	Ray Childress	12/5/1993	Atl	W, 33-17
0	Jeff Donaldson	9/21/1986	@ KC	L, 13-27
0	Mike Reinfeldt	9/19/1982	Sea	W, 23-21
0	Doug Cline	11/26/1961	Den	W, 45-14

Own fumble recovery (all others opponent fumble recoveries)

FUMBLE RETURN TOUCHDOWNS

Yards	Player	Date	Opp	Result
96	C.L. Whittington	10/3/1976	@ NO	W, 31-26
93	Robert Lyles	10/19/1986	@ Cin	L, 28-31
92	Cortland Finnegan	12/17/2006	Jax	W, 24-17
83	Denard Walker	1/2/2000	@ Pit	W, 47-36
80	Marcus Robertson	9/5/1993	@ NO	L, 21-33
77	Jason McCourty	10/13/2013	@ Sea	L, 13-20
72	Alterraun Verner	9/23/2012	Det	W, 44-41
72	Terry Kinard	12/9/1990	Cle	W, 58-14
70	Al Smith	12/8/1991	Pit	W, 31-6
68	Ken Houston	9/26/1971	KC	L, 16-20
66	Zeke Moore	11/13/1977	@ Oak	L, 29-34
63	Desmond King II	11/8/2020	Chi	W, 24-17
62	Jason McCourty	11/30/2014	@ Hou	L, 21-45
61	Keith Bulluck	11/3/2002	@ Ind	W, 23-15
61	Samari Rolle	12/21/2003	@ Hou	W, 27-24
58	Cris Dishman	9/12/1993	KC	W, 30-0
55	Robert Lyles	12/6/1987	SD	W, 33-18
53	Rashaan Evans	11/10/2019	KC	W, 35-32
48	Willie Germany	9/21/1975	@ NE	W, 7-0
46	Jayon Brown	12/8/2019	@ Oak	W, 42-21
43	John Corker	12/14/1980	@ GB	W, 22-3
42	Marcus Robertson	11/27/1997	@ Dal	W, 27-14
41	Johnny Peacock	12/20/1970	@ Dal	L, 10-52
40	Tony Brown	10/29/2006	Hou	W, 28-22
39	Keith Bulluck	1/2/2005	Det	W, 24-19
38	Curley Culp	9/28/1975	SD	W, 33-17
38	Elvin Bethea	10/27/1974	@ Cin	W, 34-21
38	Tom Domres	11/16/1969	@ Den	T, 20-20

PUNT RETURN TOUCHDOWNS

Yards	Player	Date	Opp	Result
90	Adam Jones	11/19/2006	@ Phi	W, 31-13
87	Billy Johnson	10/16/1977	Cle	L, 23-24
87	Marc Mariani	11/21/2010	Was	L, 16-19
83	Billy Johnson	11/16/1975	Mia	W, 20-19
82	Bobby Jancik	12/20/1964	Den	W, 34-15
81	Adam Jones	12/31/2006	NE	L, 23-40
81	Darius Reynaud	12/30/2012	Jax	W, 38-20
79	Marc Mariani	11/13/2011	@ Car	W, 30-3
78	Ernest Givins	12/11/1994	Sea	L, 14-16
72	Billy Johnson	12/11/1977	@ Cle	W, 19-15
69	Darius Reynaud	12/30/2012	Jax	W, 38-20
69	Ronnie Coleman	10/24/1976	Cin	L, 7-27
69	Derrick Mason	10/30/2000	@ Was	W, 27-21
65	Tommie Campbell	9/23/2012	Det	W, 44-41
65	Derrick Mason	11/28/1999	@ Cle	W, 33-21
63	Billy Johnson	10/5/1975	Cin	L, 19-21
58	Justin McCareins	11/23/2003	@ Atl	W, 38-31
53	Adam Jones	10/29/2006	Hou	W, 28-22
52	Billy Johnson	10/26/1975	Det	W, 24-8
52	Adam Jones	12/11/2005	Hou	W, 13-10
23	Don Floyd	12/13/1964	NYJ	W, 33-17

KICKOFF RETURN TOUCHDOWNS

Yards	Player	Date	Opp	Result
105	Darius Reynaud	9/23/2012	Det	W, 44-41
104	Ken Hall	10/23/1960	@ NYJ	W, 42-28

ALL-TIME RETURN TOUCHDOWNS

Yards	Player	Date	Opp	Result
103	Bob Gresham	9/23/1973	@ Cin	L, 10-24
101	Derrick Mason	11/18/2001	@ Cin	W, 20-7
98	Marc Mariani	10/3/2010	Den	L, 20-26
97	Carl Roaches	9/18/1983	Pit	L, 28-40
96	Carl Roaches	10/4/1981	Cin	W, 17-10
95	Willie Tullis	9/6/1981	@ LAR	W, 27-20
94	Darius Jennings	9/9/2018	@ Mia	L, 20-27
93	Steve Brown	12/11/1983	Cle	W, 34-27
93	Ode Burrell	11/29/1964	NE	L, 17-34
92	Zeke Moore	10/22/1967	@ KC	W, 24-19
90	Lorenzo White	12/4/1988	Pit	L, 34-37
88	Billy Cannon	12/18/1960	NE	W, 37-21
84	Tommie Campbell	11/27/2011	TB	W, 23-17
81	Billy Johnson	10/12/1975	@ Cle	W, 40-10
80	Derrick Mason	1/23/2000	@ Jax *	W, 33-14
75	Billy Johnson	11/6/1977	Chi	W, 47-0
75	Kevin Dyson	1/8/2000	Buf *	W, 22-16
42	A.J. Brown	11/29/2020	@ Ind	W, 45-26

Yards	Player	Date	Opp	Result
0	Norm Evans	11/28/1965	@ KC	L, 21-52
0	Larry Onesti	12/18/1965	@ NE	L, 14-42
0	Ward Walsh	10/15/1972	@ Pit	L, 7-24
0	Eugene Seale	11/13/1989	Cin	W, 26-24
0	Bubba McDowell	10/6/1991	Den	W, 42-14
0	Keith Bulluck	9/14/2008	@ Cin	W, 24-7
0	Patrick Bailey	10/30/2011	Ind	W, 27-10

BLOCKED/MISSED FIELD GOALS RETURNED FOR TOUCHDOWNS

Yards	Player	Date	Opp	Result
71	Ken Houston	10/15/1967	@ NYJ	T, 28-28
69	Donald Mitchell	10/21/2001	@ Det	W, 27-24
63	Tye Smith	12/1/2019	@ Ind	W, 31-17
62	Mark Johnston	11/26/1961	Den	W, 45-14
58	Tony Banfield	12/9/1962	Oak	W, 32-17

* Postseason

BLOCKED PUNTS RETURNED FOR TOUCHDOWNS

Yards	Player	Date	Opp	Result
26	Donald Mitchell	10/7/2001	@ Bal	L, 7-26
20	Mike Akiu	10/27/1985	@ STL	W, 20-10
14	Larry Eaglin	10/7/1973	LAR	L, 26-31
10	Cris Dishman	10/2/1988	@ Phi	L, 23-32
7	Cris Dishman	9/24/1989	Buf	L, 41-47

TOP PERFORMANCES: 100-YARD RUSHING GAMES

Yards	Player	Date	Opp	Att	Avg	TD
250	Derrick Henry	01/03/21	Hou	34	7.4	2
238	Derrick Henry	12/06/18	Jac	17	14.0	4
228	Chris Johnson	11/01/09	Jac	24	9.5	2
219	Derrick Henry	10/30/22	Hou	32	6.8	2
216	Billy Cannon	12/10/61	NYT	25	8.6	3
216	Eddie George	08/31/97	Oak	35	6.2	1
215	Derrick Henry	12/13/20	Jax	26	8.3	2
212	Derrick Henry	10/18/20	Hou	22	9.6	2
211	Derrick Henry	12/29/19	Hou	32	6.6	3
206	Earl Campbell	11/16/80	Chi	31	6.6	0
203	Earl Campbell	10/19/80	TB	33	6.2	0
203	Earl Campbell	12/21/80	Min	29	7.0	1
202	Earl Campbell	10/26/80	Cin	27	7.5	2
199	Earl Campbell	11/20/78	Mia	28	7.1	4
199	Eddie George	12/09/99	Oak	28	7.1	2
197	Chris Johnson	09/20/09	Hou	16	12.3	2
195	Earl Campbell	11/22/79	Dal	33	5.9	2
195	Chris Johnson	10/21/12	Buf	18	10.8	2
194	Gary Brown	11/21/93	Cle	34	5.7	1
190	Chris Johnson	11/27/11	TB	23	8.3	0
188	Derrick Henry	11/10/19	KC	23	8.2	2
186	Earl Campbell	10/11/81	Sea	39	4.8	2
183	Hoyle Granger	12/04/66	SD	19	9.6	0
182	Earl Campbell	10/04/81	Cin	37	4.9	1
182	Derrick Henry	09/19/21	Sea	35	5.2	3
181	Earl Campbell	12/14/80	GB	36	5.0	2
181	Eddie George	10/08/00	Cin	36	5.0	1
179	Sid Blanks	12/13/64	NYJ	21	8.5	3
178	Earl Campbell	10/12/80	KC	38	4.7	1
178	Derrick Henry	11/29/20	Ind	27	6.6	3
178	Travis Henry	10/15/06	Was	32	5.6	1
176	Eddie George	12/17/00	Cle	34	5.2	3
175	Chris Brown	09/09/07	Jac	19	9.2	0

Yards	Player	Date	Opp	Att	Avg	TD
170	Derrick Henry	12/16/18	NYG	33	5.2	2
168	Chris Johnson	10/19/08	KC	18	9.3	1
167	Eddie George	10/16/00	Jac	29	5.8	1
166	Gary Brown	11/14/93	Cin	26	6.4	1
166	Earl Campbell	09/02/79	Was	32	5.2	2
160	Hoyle Granger	12/23/67	Mia	21	7.6	1
159	Derrick Henry	11/24/19	Jax	19	8.5	2
158	Earl Campbell	09/23/79	Cin	34	4.6	1
157	Earl Campbell	11/02/80	Den	36	4.4	2
157	Derrick Henry	10/03/21	NYJ	33	4.8	1
156	Lorenzo White	11/21/94	NYG	27	5.8	0
155	Eddie George	10/17/99	NO	28	5.5	0
154	Chris Johnson	11/29/09	Ari	18	8.6	1
153	Eddie George	11/01/98	Pit	34	4.5	1
153	Chris Johnson	12/04/11	Buf	23	6.7	2
152	Chris Brown	09/19/04	Ind	26	5.8	1
152	Eddie George	10/06/96	Cin	26	5.8	1
151	Chris Johnson	11/23/09	Hou	29	5.2	0
150	Chris Johnson	11/03/13	StL	23	6.5	2
150	Mike Rozier	09/20/87	Buf	29	5.2	1
149	Derrick Henry	12/01/19	Ind	26	5.7	1
149	Earl Campbell	10/14/79	Bal	22	6.8	3
149	Rob Carpenter	11/27/77	KC	14	10.6	0
149	LenDale White	10/19/08	KC	17	8.8	3
149	Lorenzo White	10/11/92	Cin	25	6.0	0
148	Chris Brown	10/11/04	GB	27	5.5	2
147	Chris Brown	10/31/04	Cin	32	4.6	1
147	Derrick Henry	12/20/20	Det	24	6.1	1
145	Billy Cannon	12/17/61	Oak	21	6.9	1
144	Allen Pinkett	09/01/91	LAA	26	5.5	1
144	Mike Rozier	10/25/87	Atl	29	5.0	1
143	Joe Dawkins	11/22/70	Cle	22	6.5	2
143	Eddie George	09/08/96	Jac	17	8.4	1

TOP PERFORMANCES: 100-YARD RUSHING GAMES

Yards	Player	Date	Opp	Att	Avg	TD	Yards	Player	Date	Opp	Att	Avg	TD
143	Derrick Henry	10/18/21	Buf	20	7.2	3	121	Herman Hunter	10/11/87	Cle	28	4.3	0
143	Travis Henry	11/19/06	Phi	18	7.9	1	121	DeMarco Murray	10/09/16	Mia	27	4.5	0
142	Earl Campbell	09/19/82	Sea	30	4.7	1	120	Earl Campbell	11/05/79	Mia	32	3.8	0
142	Earl Campbell	09/25/83	Buf	30	4.7	1	120	Rob Carpenter	11/13/77	Oak	19	6.3	0
142	Ronnie Coleman	09/12/76	TB	25	5.7	0	119	Derrick Henry	9/27/20	Min	26	4.6	2
142	Hoyle Granger	11/12/67	Den	22	6.5	0	119	Fred Willis	11/12/72	Phi	21	5.7	0
142	Skip Hicks	12/16/01	GB	17	8.4	1	118	Billy Cannon	11/05/61	Den	11	10.7	1
142	Chris Johnson	12/25/09	SD	21	6.8	1	117	Chris Johnson	11/14/10	Mia	17	6.9	1
142	Chris Johnson	09/12/10	Oak	27	5.3	2	117	Chris Johnson	12/13/09	StL	28	4.2	2
142	Charley Tolar	09/23/62	SD	18	7.9	1	117	Larry Moriarty	11/11/84	KC	29	4.0	0
141	Woody Campbell	12/03/67	Mia	18	7.8	1	116	Eddie George	10/05/97	Sea	26	4.5	0
141	Eddie George	12/01/96	NYJ	28	5.0	2	116	Derrick Henry	09/14/20	Den	31	3.7	0
141	Mike Rozier	10/09/88	KC	27	5.2	0	116	Lorenzo White	12/09/90	Cle	18	6.4	4
141	Chris Johnson	09/30/12	Hou	25	5.6	0	116	Lorenzo White	12/07/92	Chi	21	5.5	1
141	Chris Johnson	11/04/12	Chi	16	8.8	1	115	Derrick Henry	11/06/22	KC	17	6.8	2
139	Hoyle Granger	12/14/69	BPA	25	5.6	0	115	Eddie George	11/23/03	Atl	26	4.4	1
138	Earl Campbell	12/04/83	Mia	28	4.9	1	115	DeMarco Murray	09/24/17	Sea	14	8.2	1
138	Hoyle Granger	10/01/67	Den	20	6.9	0	115	Lorenzo White	12/03/89	Pit	23	5.0	1
138	Larry Moriarty	11/18/84	NYJ	23	6.0	1	114	Gary Brown	12/25/93	SF	19	6.0	0
137	Earl Campbell	09/03/78	Atl	15	9.1	1	114	Rob Carpenter	09/21/80	Bal	24	4.8	1
137	Eddie George	10/25/98	Chi	21	6.5	0	114	Ronnie Coleman	10/23/77	Pit	26	4.4	0
136	Chris Johnson	12/07/08	Cle	19	7.2	1	114	Derrick Henry	10/02/22	Ind	22	5.2	1
135	Travis Henry	12/24/06	Buf	25	5.4	0	114	DeMarco Murray	09/25/16	Oak	16	7.1	1
135	Chris Johnson	11/08/09	SF	25	5.4	2	114	Dave Smith	10/14/62	NYT	20	5.7	1
134	Earl Campbell	12/16/79	Phi	16	8.4	1	113	Eddie George	11/28/99	Cle	26	4.3	2
134	Eddie George	11/19/00	Cle	36	3.7	3	113	Eddie George	10/13/02	Jac	31	3.6	1
134	Eddie George	11/08/98	TB	27	5.0	1	113	Derrick Henry	09/26/21	Ind	28	4.0	0
134	Chris Johnson	01/03/10	Sea	36	3.7	2	113	Chris Johnson	12/06/09	Ind	27	4.2	0
133	Derrick Henry	11/22/20	Bal	28	4.8	1	113	LenDale White	12/09/07	SD	30	3.8	1
133	LenDale White	10/28/07	Oak	25	5.3	0	112	Ode Burrell	11/28/65	KC	14	8.0	2
132	D'Onta Foreman	01/02/22	Mia	26	5.1	1	112	Earl Campbell	11/18/79	Cin	19	5.9	2
132	Chris Johnson	11/15/09	Buf	26	5.1	2	112	Ronnie Coleman	09/28/75	SD	16	7.0	1
131	Derrick Henry	10/16/17	Ind	19	6.9	1	112	Derrick Henry	11/01/20	Cin	18	6.2	1
131	Dontrell Hilliard	11/28/21	NE	12	10.9	1	112	Mike Rozier	11/15/87	Pit	29	3.9	0
131	Chris Johnson	10/10/10	Dal	19	6.9	2	112	Marcus Mariota	12/6/15	Jax	9	12.4	1
131	Earl Campbell	09/16/79	KC	32	4.1	1	111	Hoyle Granger	12/03/67	Mia	25	4.4	1
130	Earl Campbell	11/10/80	NE	30	4.3	2	111	Chris Johnson	10/18/10	Jax	26	4.3	1
130	Earl Campbell	12/11/83	Cle	32	4.1	1	111	Chris Johnson	12/09/10	Hou	22	5.0	1
130	Earl Campbell	10/16/83	Min	29	4.5	1	110	Ronnie Coleman	10/12/75	Cle	14	7.9	0
130	Eddie George	12/30/01	Cle	26	5.0	2	110	Eddie George	11/27/97	Dal	34	3.2	0
130	Derrick Henry	10/10/21	Jax	29	4.5	3	110	Charley Tolar	11/04/62	DLT	24	4.6	0
130	Chris Johnson	11/13/11	Car	27	4.8	1	109	Gary Brown	12/12/93	Cle	23	4.7	0
130	Chris Johnson	12/19/10	Hou	24	5.4	1	109	Earl Campbell	12/10/79	Pit	33	3.3	0
130	Chris Johnson	11/21/10	Was	21	6.2	0	109	Earl Campbell	11/30/80	Cle	27	4.0	1
129	Eddie George	12/14/97	Bal	26	5.0	0	109	D'Onta Foreman	11/28/21	NE	19	5.7	0
128	Derrick Henry	10/23/22	Ind	30	4.3	0	109	Eddie George	10/13/96	Atl	23	4.7	0
128	Chris Johnson	10/18/09	NE	17	7.5	0	109	Derrick Henry	01/07/23	Jax	30	3.6	0
127	Sid Blanks	09/19/64	Oak	6	21.2	0	109	Derrick Henry	12/03/17	Hou	11	9.9	1
127	Chris Johnson	12/29/13	Hou	27	4.7	1	109	Chris Johnson	09/14/08	Cin	19	5.7	0
126	Derrick Henry	12/24/22	Hou	23	5.5	1	109	Charley Tolar	09/09/62	Buf	17	6.4	1
126	Mike Rozier	12/11/88	Cin	22	5.7	3	108	Earl Campbell	12/02/79	Cle	22	4.9	1
126	Chris Johnson	11/11/12	Mia	23	5.5	1	108	D'Onta Foreman	12/19/21	Pit	22	4.9	0
125	Chris Johnson	09/26/10	NYG	32	3.9	2	108	Rodney Thomas	11/05/95	Cle	17	6.4	0
125	Eddie George	10/01/00	NYG	35	3.6	1	107	Earl Campbell	11/11/79	Oak	32	3.3	1
125	Eddie George	10/19/97	Was	31	4.0	2	107	Earl Campbell	09/10/78	KC	22	4.9	2
125	Chris Johnson	11/27/08	Det	16	7.8	2	107	Earl Campbell	11/13/83	Det	28	3.8	0
125	Lorenzo White	11/26/90	Buf	18	6.9	1	107	Eddie George	10/18/98	Cin	25	4.3	0
124	Hoyle Granger	11/26/67	BPA	22	5.6	1	107	Hoyle Granger	12/16/67	SD	27	4.0	1
123	Earl Campbell	09/04/83	GB	27	4.6	3	107	Don Hardeman	09/28/75	SD	27	4.0	1
123	Ronnie Coleman	09/15/74	SD	21	5.9	0	107	Travis Henry	11/12/06	Bal	27	4.0	1
123	Eddie George	11/14/99	Cin	29	4.2	2	107	Roy Hopkins	10/26/69	Den	14	7.6	2
123	Travis Henry	10/08/06	Ind	19	6.5	0	107	DeMarco Murray	10/23/16	Ind	25	4.3	1
123	DeMarco Murray	10/27/16	Jax	21	5.9	1	107	Dave Smith	10/30/60	Buf	12	8.9	0
123	DeMarco Murray	11/13/16	GB	17	7.2	1	107	Charley Tolar	12/15/62	NYT	29	3.7	1
122	Earl Campbell	09/06/81	LAN	27	4.5	0	106	Earl Campbell	09/15/80	Cle	18	5.9	0
122	Earl Campbell	11/26/78	Cin	27	4.5	0	106	Eddie George	10/27/02	Cin	21	5.0	0
122	Eddie George	11/09/97	NYG	32	3.8	1	106	Eddie George	09/07/97	Mia	23	4.6	1
122	Mike Rozier	11/29/87	Ind	26	4.7	0	106	Eddie George	10/12/97	Cin	30	3.5	0
122	Chris Johnson	12/17/12	NYJ	21	5.8	1	106	LenDale White	11/27/08	Det	23	4.6	2
121	Eddie George	10/11/98	Bal	30	4.0	0	105	Earl Campbell	10/15/78	Buf	19	5.5	0
121	Derrick Henry	12/11/22	Jax	17	7.1	1	105	Billy Cannon	11/06/60	Den	16	6.6	0

TOP PERFORMANCES: 100-YARD RUSHING GAMES

Yards	Player	Date	Opp	Att	Avg	TD	Yards	Player	Date	Opp	Att	Avg	TD
105	Charley Tolar	11/11/62	Oak	28	3.8	1	101	Ronnie Coleman	11/27/77	KC	15	6.7	0
104	Chris Brown	12/05/04	Ind	19	5.5	0	101	Eddie George	12/03/00	Phi	32	3.2	0
104	Earl Campbell	10/08/78	Oak	25	4.2	0	101	Eddie George	12/16/02	NE	31	3.3	0
104	Hoyle Granger	11/09/69	Cin	15	6.9	0	101	Hoyle Granger	09/09/67	KC	13	7.8	1
104	Hoyle Granger	12/15/68	BPA	18	5.8	2	101	Chris Johnson	10/02/11	Cle	23	4.4	0
104	Derrick Henry	12/18/22	LAC	21	5.0	1	101	Allen Pinkett	09/08/91	Cin	21	4.8	1
104	Chris Johnson	12/20/09	Mia	29	3.6	0	101	Charley Tolar	09/09/61	Oak	18	5.6	1
104	Dave Smith	09/11/60	Oak	19	5.5	1	101	Butch Woolfolk	11/03/85	KC	14	7.2	1
104	Rodney Thomas	11/26/95	Den	13	8.0	1	100	Chris Brown	09/11/04	Mia	16	6.3	0
104	LenDale White	10/21/07	Hou	27	3.9	1	100	Gary Brown	12/19/93	Pit	20	5.0	0
103	Derrick Henry	11/12/20	Ind	19	5.4	0	100	Eddie George	09/21/03	NO	29	3.4	1
103	Derrick Henry	12/08/19	Oak	18	5.7	2	100	Eddie George	09/20/98	NE	23	4.3	0
103	Billy Cannon	12/15/62	NYT	9	11.4	1	100	Derrick Henry	09/29/19	Atl	27	3.7	0
103	Mike Rozier	12/27/87	Cin	20	5.2	0	100	Paul Robinson	12/16/73	Cin	20	5.0	1
103	LenDale White	12/23/07	NYJ	23	4.5	0	100	Mike Rozier	09/04/88	Ind	25	4.0	1
102	Derrick Henry	10/9/22	Was	28	3.6	2	100	LenDale White	11/04/07	Car	31	3.2	1
102	Earl Campbell	10/29/78	Cin	18	5.7	0	100	Lorenzo White	09/06/92	Pit	13	7.7	0
102	Eddie George	12/26/99	Jac	26	3.9	0							
102	Eddie George	12/29/02	Hou	25	4.1	1							
102	Travis Henry	12/31/06	NE	21	4.9	0							
102	Larry Moriarty	12/09/84	LAN	24	4.3	1							
101	Chris Brown	09/26/04	Jac	23	4.4	1							
101	Gary Brown	09/03/95	Jac	29	3.5	0							
101	Earl Campbell	10/09/83	Den	19	5.3	1							
101	Woody Campbell	11/12/67	Den	16	6.3	1							

TOP PERFORMANCES: 300-YARD PASSING GAMES

Yards	Player	Date	Opp	Att	Cmp	Pct	TD	Int	Rate	Yards	Player	Date	Opp	Att	Cmp	Pct	TD	Int	Rate
527	Warren Moon	12/16/90	KC	45	27	60.0	3	0	123.1	350	Matt Hasselbeck	12/24/11	Jac	40	24	60.0	1	2	76.0
492	Billy Volek	12/19/04	Oak	60	40	66.7	4	1	107.1	348	Archie Manning	09/04/83	GB	34	22	64.7	1	2	83.9
464	George Blanda	10/29/61	Buf	32	18	56.3	4	4	101.0	347	Ryan Tannehill	09/19/21	Sea	40	27	67.5	0	0	94.5
457	Jacky Lee	10/13/61	BPA	41	27	65.9	2	2	99.3	345	Zach Mettenberger	11/23/14	Phi	39	20	51.3	2	1	88.1
432	Warren Moon	11/10/91	Dal	56	41	73.2	0	0	95.2	345	Warren Moon	11/05/89	Det	38	30	78.9	2	1	111.1
426	Billy Volek	12/13/04	KC	43	29	67.4	4	0	130.6	344	Marcus Mariota	09/30/18	Phi	43	30	69.8	2	1	99.4
423	Warren Moon	10/13/91	NYJ	50	35	70.0	2	2	92.3	343	Steve McNair	11/27/05	SF	41	23	56.1	3	1	97.9
421	Steve McNair	10/12/03	Hou	27	18	66.7	3	0	146.8	343	Warren Moon	11/04/90	LAN	43	26	60.5	1	2	74.1
418	George Blanda	11/19/61	NYT	32	20	62.5	7	1	132.8	342	George Blanda	12/22/63	Oak	32	20	62.5	5	2	112.2
414	Warren Moon	12/23/89	Cle	51	32	62.7	2	1	93.1	342	Warren Moon	10/25/92	Cin	40	27	67.5	2	1	100.2
413	Pete Beathard	09/09/68	KC	48	23	47.9	2	3	65.7	342	Warren Moon	12/05/93	Atl	42	24	57.1	1	0	91.6
402	Ryan Fitzpatrick	12/15/13	Ari	58	36	62.1	4	2	91.3	341	Steve McNair	09/12/99	Cin	32	21	65.6	3	1	119.4
399	Warren Moon	11/17/91	Cle	44	31	70.5	3	1	111.8	340	Lynn Dickey	11/04/73	Bal	32	22	68.8	3	2	108.9
398	Steve McNair	09/29/02	Oak	46	32	69.6	2	4	74.4	339	Warren Moon	12/15/85	Cle	48	22	45.8	2	2	66.2
398	Warren Moon	10/05/86	Det	38	21	55.3	1	3	67.7	338	Pete Beathard	11/16/69	Den	41	20	48.8	1	1	75.1
397	Warren Moon	09/09/90	Atl	52	31	59.6	4	2	93.2	338	Cody Carlson	11/26/92	Det	33	24	72.7	1	2	90.2
393	George Blanda	11/01/64	Buf	68	37	54.4	1	3	58.0	338	Warren Moon	09/24/89	Buf	42	28	66.7	1	2	79.3
391	Ryan Tannehill	12/08/19	Oak	27	21	77.8	3	1	140.4	334	Steve McNair	11/25/01	Pit	37	23	62.2	2	2	87.0
389	Ryan Tannehill	12/06/20	Cle	45	29	64.4	3	1	104.8	334	Steve McNair	12/01/02	NYG	43	30	69.8	3	0	115.8
388	Ken Stabler	11/23/80	NYJ	51	33	64.7	4	4	81.2	334	Warren Moon	10/06/91	Den	31	19	61.3	2	1	106.1
387	Vince Young	11/29/09	Ari	43	27	62.8	1	0	99.7	334	Billy Volek	11/14/04	Chi	44	27	61.4	2	1	90.5
386	George Blanda	09/16/62	BPA	36	20	55.6	3	4	81.3	333	Ryan Tannehill	11/17/22	GB	27	22	81.5	2	1	127.3
381	Warren Moon	10/28/90	NYJ	43	30	69.8	1	0	104.9	331	Jacky Lee	11/25/60	BPA	38	21	55.3	1	0	93.2
378	Jake Locker	09/23/12	Det	42	29	69.0	2	0	113.0	331	Ryan Tannehill	11/03/19	Car	39	27	69.2	1	2	82.3
377	Gifford Nielsen	12/20/81	Pit	37	24	64.9	3	2	103.1	330	Cody Carlson	12/13/92	GB	36	25	69.4	0	2	75.0
371	Marcus Mariota	11/08/15	NO	39	28	71.8	4	0	135.7	330	Warren Moon	12/08/85	NYG	47	26	55.3	2	2	73.9
369	Warren Moon	10/14/90	Cin	33	21	63.6	5	1	128.7	330	Warren Moon	09/06/92	Pit	45	29	64.4	2	5	61.6
369	Warren Moon	11/07/93	Sea	55	36	65.5	2	2	81.6	329	Dan Pastorini	10/17/76	SD	39	25	64.1	3	1	105.6
367	Marcus Mariota	09/27/15	Ind	44	27	61.4	2	2	84.2	329	Don Trull	11/13/66	BPA	45	23	51.1	3	0	97.4
366	George Blanda	11/13/60	LAC	55	31	56.4	3	4	64.7	328	George Blanda	11/06/64	BPA	44	20	45.5	2	1	76.7
366	Ryan Tannehill	10/18/20	Hou	41	30	73.2	4	1	122.6	327	Warren Moon	11/29/87	Ind	44	24	54.5	3	2	82.3
365	Warren Moon	09/09/84	Ind	43	23	53.5	0	0	82.0	326	Jake Locker	10/20/13	SF	41	25	61.0	2	1	92.1
364	Warren Moon	12/22/85	Ind	40	22	55.0	2	2	81.7	324	Warren Moon	11/24/91	Pit	48	24	50.0	2	5	46.2
361	Warren Moon	09/13/92	Ind	39	29	74.4	2	0	119.7	323	Ryan Tannehill	11/21/21	Hou	52	35	67.3	1	4	58.4
360	Steve McNair	10/05/03	NE	45	23	51.1	0	1	68.8	322	Warren Moon	11/18/90	Cle	32	24	75.0	5	0	146.1
358	Matt Hasselbeck	09/18/11	Bal	42	30	71.4	1	1	95.1	321	Warren Moon	10/18/92	Den	39	23	59.0	2	1	91.9
356	Warren Moon	10/21/84	SF	33	25	75.8	2	2	105.1	321	Ryan Tannehill	09/27/20	Min	37	23	62.2	0	1	78.8
355	Warren Moon	09/30/90	SD	46	27	58.7	2	1	88.6	320	Ryan Fitzpatrick	11/24/13	Oak	42	30	71.4	2	0	109.2
355	Neil O'Donnell	10/03/99	SF	40	20	50.0	2	1	87.0	317	Warren Moon	10/15/89	Chi	26	16	61.5	2	2	97.8
354	Dan Pastorini	10/20/74	StL	40	26	65.0	1	0	101.5	315	Warren Moon	09/08/91	Cin	37	22	59.5	1	1	84.9
352	Chris Chandler	09/24/95	Cin	26	23	88.5	4	0	158.3	315	Jerry Rhome	12/13/70	Cin	54	27	50.0	2	2	65.0
351	George Blanda	12/03/61	SD	33	20	60.6	4	1	123.9	314	Pete Beathard	10/20/69	NYJ	47	23	48.9	1	3	51.2
350	George Blanda	12/17/61	Oak	31	18	58.1	4	2	110.2	313	Marcus Mariota	11/06/16	SD	43	27	62.8	3	2	88.6

TOP PERFORMANCES: 300-YARD PASSING GAMES

Yards	Player	Date	Opp	Att	Cmp	Pct	TD	Int	Rate	Yards	Player	Date	Opp	Att	Cmp	Pct	TD	Int	Rate
312	George Blanda	10/25/64	SD	37	22	59.5	1	2	73.3	304	Warren Moon	10/26/86	LAA	46	18	39.1	0	4	26.0
312	Ryan Tannehill	10/20/19	LAC	29	23	79.3	2	1	120.1	303	George Blanda	09/25/66	Buf	54	23	42.6	2	5	34.7
311	Matt Hasselbeck	09/25/11	Den	36	27	75.0	2	0	119.1	303	Marcus Mariota	11/26/18	Hou	23	22	95.7	2	0	147.7
310	Steve McNair	12/18/05	Sea	38	23	60.5	2	0	104.1	303	Warren Moon	12/02/84	Pit	45	27	60.0	1	3	59.8
310	Warren Moon	11/09/86	Cin	44	25	56.8	1	0	86.4	302	Steve McNair	12/09/01	Min	33	25	75.8	2	0	123.5
310	Warren Moon	09/26/93	LAN	42	19	45.2	1	2	58.6	300	George Blanda	10/02/66	Den	37	15	40.5	5	2	86.7
310	Warren Moon	09/13/87	LAN	43	21	48.8	2	2	68.9	300	Archie Manning	09/18/83	Pit	35	16	45.7	1	4	45.8
310	Neil O'Donnell	09/19/99	Cle	40	31	77.5	1	0	107.3	300	Warren Moon	11/26/90	Buf	22	16	72.7	2	0	145.1
309	Jake Locker	12/02/12	Hou	45	21	46.7	1	3	49.2	300	Kerry Collins	01/02/11	Ind	39	28	71.8	2	0	111.1
308	George Blanda	09/22/63	NYJ	37	25	67.6	1	2	79.6										
308	George Blanda	11/07/65	Oak	60	27	45.0	2	3	51.3										
308	Steve McNair	12/08/96	Jac	37	24	64.9	1	1	88.6										
308	Warren Moon	09/23/90	Ind	39	29	74.4	3	1	111.9										
306	Marcus Mariota	11/16/17	Pit	33	22	66.7	1	4	66.8										
306	Marcus Mariota	10/16/17	Ind	32	23	71.9	1	1	99.2										
306	Warren Moon	12/16/84	Cle	31	19	61.3	0	0	94.3										
305	Vince Young	11/19/07	Den	41	26	63.4	1	2	73.7										
304	George Blanda	10/24/65	KC	33	19	57.6	5	0	128.0										
304	Marcus Mariota	09/19/19	Jax	40	23	57.5	0	0	81.7										

TOP PERFORMANCES: 100-YARD RECEIVING GAMES

Yards	Player	Date	Opp	Rec	Avg	TD	Yards	Player	Date	Opp	Rec	Avg	TD
272	Charlie Hennigan	10/13/61	BPA	13	20.9	1	148	Drew Bennett	11/14/04	Chi	6	24.7	1
245	Haywood Jeffires	12/16/90	KC	9	27.2	1	148	Drew Hill	10/30/88	Was	9	16.4	3
233	Drew Bennett	12/13/04	KC	12	19.4	3	147	Justin Gage	11/16/08	Jac	4	36.8	2
232	Charlie Hennigan	10/29/61	Buf	9	25.8	2	147	Chris Sanders	11/26/95	Den	5	29.4	2
225	Kenny Britt	10/24/10	Phi	7	32.1	3	147	Tim Smith	09/25/83	Buf	11	13.4	0
214	Charlie Hennigan	12/03/61	SD	10	21.4	3	145	A.J. Brown	12/23/21	SF	11	13.2	1
210	Drew Hill	12/22/85	Ind	9	23.3	2	145	Ken Burrough	11/03/74	NYJ	7	20.7	0
202	Charlie Hennigan	09/16/62	BPA	8	25.3	2	145	Charlie Hennigan	09/09/62	Buf	10	14.5	2
197	Tim Smith	09/04/83	GB	8	24.6	1	145	Charlie Hennigan	10/25/64	SD	8	18.1	2
188	Charlie Hennigan	09/27/64	Den	11	17.1	0	144	Drew Hill	11/17/91	Cle	11	13.1	2
186	Charlie Hennigan	09/22/63	NYJ	9	20.7	1	143	Kenny Britt	12/09/12	Ind	8	17.9	0
186	Haywood Jeffires	10/13/91	NYJ	13	14.3	0	143	Charley Frazier	11/06/64	BPA	9	15.9	1
186	Derrick Mason	01/06/02	Cin	9	20.7	2	143	Charlie Joiner	12/13/70	Cin	6	23.8	2
185	Drew Hill	11/09/86	Cin	10	18.5	0	143	Yancey Thigpen	10/03/99	SF	6	23.8	1
182	Corey Davis	12/06/20	Cle	11	16.5	1	142	Delanie Walker	09/14/14	Dal	10	14.2	1
182	Charley Frazier	09/19/65	BPA	6	30.3	2	141	Drew Hill	12/23/89	Cle	10	14.1	2
182	Bill Groman	11/20/60	Den	3	60.7	2	140	Bill Groman	10/16/60	DLT	10	14.0	1
181	Charlie Hennigan	11/29/64	BPA	12	15.1	0	139	Dave Casper (TE)	12/20/81	Pit	6	23.2	3
180	Ken Burrough	11/06/77	Chi	6	30.0	2	139	Willard Dewveall (TE)	11/25/62	SD	3	46.3	2
179	Mike Montgomery	10/20/74	StL	9	19.9	1	139	Drew Hill	11/13/88	Sea	8	17.4	1
177	Ken Burrough	11/02/75	KC	7	25.3	2	139	Haywood Jeffires	11/28/93	Pit	7	19.9	1
177	Derrick Mason	10/12/03	Hou	6	29.5	3	138	Charlie Hennigan	10/17/64	NYJ	8	17.3	1
171	Bill Groman	11/25/60	BPA	9	19.0	1	138	Drew Hill	10/26/86	LAA	7	19.7	0
169	Jared Cook (TE)	12/24/11	Jac	8	21.1	1	138	Billy Johnson	12/18/77	Cin	6	23.0	1
167	Tim Smith	12/16/84	Cle	7	23.9	0	137	Willard Dewveall (TE)	12/22/63	Oak	7	19.6	2
162	Kevin Dyson	09/12/99	Cin	9	18.0	2	137	Derrick Mason	12/14/03	Buf	9	15.2	0
161	Corey Davis	09/30/18	Phi	9	17.9	1	136	Kenny Britt	09/11/11	Jax	5	27.2	2
160	Drew Bennett	12/19/04	Oak	13	12.3	2	136	Ken Burrough	10/17/76	SD	5	27.2	2
160	Charlie Hennigan	11/01/64	Buf	12	13.3	0	135	A.J. Brown	11/24/19	Jax	4	33.8	1
159	Tim Smith	09/16/84	SD	5	31.8	1	135	Kenny Britt	09/18/11	Bal	9	15.0	1
158	Charley Frazier	11/13/66	BPA	6	26.3	2	135	Webster Slaughter	11/07/93	Sea	9	15.0	1
156	Ernest Givins	11/16/86	Pit	8	19.5	1	134	Bill Groman	11/05/61	Den	3	44.7	2
155	A.J. Brown	10/31/21	Ind	10	15.5	1	134	Drew Hill	11/29/87	Ind	7	19.1	2
155	Delanie Walker	11/23/14	Phi	5	31.0	0	133	A.J. Brown	10/24/21	KC	8	16.6	1
155	Ernest Givins	10/05/86	Det	5	31.0	0	133	Curtis Duncan	10/18/92	Den	5	26.6	0
155	Bill Groman	11/06/60	Den	7	22.1	2	133	Charlie Hennigan	09/14/63	Den	4	33.3	0
154	Charley Frazier	10/02/66	Den	5	30.8	3	133	Derrick Mason	12/01/03	NYJ	11	12.1	1
153	A.J. Brown	10/25/20	Pit	6	25.5	1	132	Drew Hill	10/27/85	StL	6	22.0	1
153	A.J. Brown	12/08/19	Oak	5	30.6	2	132	Alvin Reed (TE)	10/27/68	Buf	4	33.0	2
152	Bill Groman	11/19/61	NYT	5	30.4	3	132	Kendall Wright	11/30/14	Hou	7	18.9	1
151	A.J. Brown	01/03/21	Hou	10	15.1	1	131	Sid Blanks (RB)	09/12/64	SD	13	10.1	0
151	Ernest Givins	10/06/91	Den	5	30.2	0	131	Nate Washington	09/22/13	SD	8	16.4	0
150	Dave Casper (TE)	11/30/80	Cle	7	21.4	1	130	Curtis Duncan	11/18/90	Cle	7	18.6	1
150	Bill Groman	12/18/60	BPA	7	21.4	0	130	Charlie Hennigan	10/17/65	Den	7	18.6	0
150	Jerry LeVias	11/16/69	Den	7	21.4	1	130	Butch Woolfolk (RB)	12/01/85	Cin	9	14.4	1
150	Tim Smith	12/11/83	Cle	7	21.4	2	130	Nate Washington	12/11/11	NO	6	21.7	1
150	Kendall Wright	12/15/13	Ari	12	12.5	0	129	Ken Burrough	12/21/75	Cle	5	25.8	1

TOP PERFORMANCES: 100-YARD RECEIVING GAMES

Yards	Player	Date	Opp	Rec	Avg	TD	Yards	Player	Date	Opp	Rec	Avg	TD
129	Mac Haik	12/07/68	Buf	6	21.5	1	114	Bob McLeod (TE)	12/09/62	Oak	5	22.8	1
129	Drew Hill	12/01/85	Cin	7	18.4	0	113	Drew Bennett	12/10/06	Hou	6	18.8	0
129	Drew Hill	10/27/91	Cin	6	21.5	1	113	Corey Davis	11/22/20	Bal	5	22.6	0
128	Kenny Britt	12/19/10	Hou	6	21.3	0	113	Anthony Firkser (TE)	10/18/20	Hou	8	14.1	1
128	Kenny Britt	11/29/09	Ari	7	18.3	1	113	Dorial Green-Beckham	12/20/15	NE	6	18.8	0
128	Corey Davis	11/01/20	Cin	8	16.0	1	113	Charlie Hennigan	09/09/61	Oak	4	28.3	1
128	Charley Frazier	09/25/66	Buf	6	21.3	1	113	Charlie Hennigan	11/25/60	BPA	7	16.1	0
128	Ernest Givins	10/08/89	NE	5	25.6	0	113	Drew Hill	11/24/88	Dal	9	12.6	1
128	Drew Hill	10/15/89	Chi	5	25.6	1	112	A.J. Brown	12/13/20	Jax	7	16.0	1
128	Mike Holston	12/20/81	Pit	5	25.6	0	112	Ken Burrough	12/14/75	Oak	4	28.0	2
128	Julio Jones	09/19/21	Sea	6	21.3	0	112	Pat Coleman	09/25/94	Cin	4	28.0	0
127	Billy Parks	11/04/73	Bal	5	25.4	1	112	Kevin Dyson	11/25/01	Pit	4	28.0	1
127	Chris Sanders	12/08/96	Jac	7	18.1	0	112	John White (TE)	09/24/61	SD	6	18.7	1
126	Ernest Givins	11/22/87	Cle	3	42.0	1	112	Nate Washington	09/23/12	Det	3	37.3	1
125	Corey Davis	11/11/18	NE	7	17.9	1	111	Treyton Burks	11/17/22	GB	7	15.9	0
125	Tim Smith	12/15/85	Cle	7	17.9	1	111	Ken Burrough	10/26/75	Det	3	37.0	1
124	Drew Bennett	12/05/04	Ind	3	41.3	3	111	Charlie Hennigan	11/22/64	KC	8	13.9	2
124	A.J. Brown	12/29/19	Hou	4	31.0	1	110	Corey Davis	12/20/20	Det	4	27.5	1
124	Delanie Walker	11/13/16	GB	9	13.8	1	110	Kevin Dyson	12/02/01	Cle	6	18.3	0
124	Oliver Williams	10/18/87	NE	9	13.8	1	110	Charlie Hennigan	11/13/60	LAC	8	13.8	0
124	Roydell Williams	10/21/07	Hou	5	24.8	0	110	Jerry LeVias	12/06/69	NYJ	9	12.2	1
124	Butch Woolfolk (RB)	10/06/85	Den	8	15.5	1	110	Webster Slaughter	09/18/94	Buf	4	27.5	0
123	Ken Burrough	11/18/79	Cin	6	20.5	0	109	Drew Bennett	10/03/04	SD	9	12.1	0
123	Bill Groman	10/22/61	DLT	4	30.8	2	109	Ken Burrough	11/11/79	Oak	3	36.3	2
123	Charlie Hennigan	12/17/61	Oak	5	24.6	0	109	Eddie George (RB)	11/26/00	Jac	7	15.6	0
123	Charlie Hennigan	11/19/61	NYT	8	15.4	1	109	Ernest Givins	09/09/90	Atl	4	27.3	2
123	Charlie Hennigan	09/28/63	Buf	8	15.4	3	109	Bill Groman	10/13/61	BPA	5	21.8	1
123	Drew Hill	09/23/90	Ind	10	12.3	0	109	Charlie Hennigan	09/24/61	SD	6	18.2	0
123	Webster Slaughter	12/24/94	NYJ	8	15.4	0	109	Charlie Hennigan	10/08/61	Buf	4	27.3	0
122	Ken Burrough	12/19/71	SD	4	30.5	1	109	Drew Hill	12/20/87	Pit	4	27.3	2
122	Billy Cannon (RB)	11/19/61	NYT	7	17.4	3	109	Drew Hill	12/27/87	Cin	6	18.2	0
122	Charlie Hennigan	12/08/63	BPA	9	13.6	2	109	Justin Hunter	11/24/13	Oak	6	18.2	1
122	Haywood Jeffries	11/24/91	Pit	8	15.3	1	109	Derrick Mason	09/08/02	Phi	7	15.6	0
122	Jerry LeVias	10/26/69	Den	4	30.5	1	109	Delanie Walker	11/19/15	Jac	8	13.6	0
122	Derrick Mason	12/02/01	Cle	3	40.7	2	108	Willard Dewveall (TE)	12/17/61	Oak	3	36.0	2
122	Rishard Matthews	11/20/16	Ind	9	13.6	0	108	Ernest Givins	09/11/88	LAA	9	12.0	1
122	Alvin Reed (TE)	09/29/68	Oak	8	15.3	0	108	Ernest Givins	12/14/86	Min	6	18.0	1
121	Derrick Mason	12/19/04	Oak	9	13.4	1	108	Ronnie Harmon (RB)	11/10/96	NO	7	15.4	1
120	Dave Casper (TE)	12/21/80	Min	7	17.1	1	108	Charlie Hennigan	10/22/61	DLT	4	27.0	1
120	Tim Smith	12/08/85	NYG	7	17.1	1	108	Webster Slaughter	12/05/93	Atl	8	13.5	1
120	Butch Woolfolk (RB)	09/08/85	Mia	3	40.0	1	108	Tim Smith	12/02/84	Pit	7	15.4	0
119	Charley Frazier	11/20/66	Buf	4	29.8	1	107	Ken Burrough	10/10/76	Den	5	21.4	0
119	Ernest Givins	12/18/88	Cle	6	19.8	0	107	Billy Cannon (RB)	12/02/62	Den	5	21.4	2
119	Dorial Green-Beckham	12/06/15	Jax	5	23.8	1	107	Ernest Givins	09/26/93	LAN	3	35.7	1
119	Charlie Hennigan	09/19/64	Oak	7	17.0	1	107	Drew Hill	11/15/87	Pit	4	26.8	1
119	Alvin Reed (TE)	10/20/69	NYJ	7	17.0	0	107	Derrick Mason	12/16/01	GB	8	13.4	1
119	Nick Westbrook-Ikhine	11/13/22	Den	5	23.8	2	107	Alvin Reed (TE)	09/09/68	KC	4	26.8	0
118	Ernest Givins	11/20/88	Pho	5	23.6	2	107	Tim Smith	11/11/84	KC	8	13.4	0
118	Derrick Mason	09/15/02	Dal	7	16.9	0	107	Nick Westbrook-Ikhine	11/21/21	Hou	7	15.3	0
118	Kalif Raymond	09/27/20	Min	3	39.3	0	107	Damian Williams	11/13/11	Car	5	21.4	1
117	Ken Burrough	11/04/73	Bal	7	16.7	0	106	Drew Bennett	09/10/06	NYJ	8	13.3	0
117	Ernest Givins	09/13/87	LAN	6	19.5	1	106	Ken Burrough	12/03/72	Atl	4	26.5	0
117	Bill Groman	11/12/61	BPA	6	19.5	1	106	Charley Frazier	10/20/63	Buf	3	35.3	1
117	Haywood Jeffries	09/06/92	Pit	7	16.7	0	106	Bill Groman	10/09/60	NYT	6	17.7	0
117	Nate Washington	12/22/13	Jac	6	19.5	1	106	Gary Wellman	01/02/94	NYJ	8	13.3	0
117	Nate Washington	11/21/10	Was	5	23.4	0	106	Lorenzo White (RB)	09/13/92	Ind	4	26.5	1
117	Nate Washington	10/31/10	SD	4	29.3	1	105	Mike Barber (TE)	11/10/80	NE	3	35.0	1
116	Derrick Mason	12/01/02	NYG	12	9.7	1	105	Drew Bennett	09/21/03	NO	8	13.1	1
116	Ben Troupe (TE)	12/18/05	Sea	6	19.3	0	105	Kenny Britt	10/04/09	Jac	7	15.0	0
115	Drew Bennett	11/12/06	Bal	6	19.2	0	105	Chris Brown (RB)	11/27/05	SF	3	35.0	1
115	Bill Groman	09/11/60	Oak	6	19.2	1	105	Rishard Matthews	12/18/16	KC	4	26.3	0
115	Nate Washington	11/20/11	Atl	9	12.8	2	105	Carl Pickens	09/24/00	Pit	2	52.5	0
114	Jim Beirne	11/09/69	Cin	6	19.0	2	105	Bo Scaife (TE)	09/07/08	Jac	6	17.5	0
114	A.J. Brown	12/15/19	Hou	8	14.3	1	105	Nate Washington	09/29/13	NYJ	4	26.3	2
114	Billy Cannon (RB)	12/10/61	NYT	5	22.8	2	105	Lorenzo White (RB)	12/20/92	Cle	6	17.5	0
114	Drew Hill	12/21/86	Buf	5	22.8	0	104	Kevin Dyson	09/10/00	KC	6	17.3	1
114	Justin Hunter	12/08/13	Den	4	28.5	1	104	Justin Gage	12/30/07	Ind	7	14.9	0
114	Derrick Mason	11/25/01	Pit	7	16.3	0	104	Justin Gage	12/21/08	Pit	5	20.8	1
114	Rishard Matthews	01/01/17	Hou	9	12.7	1	104	Ernest Givins	10/16/88	Pit	5	20.8	1
114	Rishard Matthews	11/16/17	Pit	5	22.6	1	104	Leonard Harris	10/11/87	Cle	6	17.3	0

TOP PERFORMANCES: 100-YARD RECEIVING GAMES

Yards	Player	Date	Opp	Rec	Avg	TD	Yards	Player	Date	Opp	Rec	Avg	TD
104	Charlie Hennigan	11/15/64	Oak	6	17.3	0	101	Charlie Hennigan	09/07/63	Oak	7	14.4	1
104	Billy Johnson	11/28/76	Atl	5	20.8	1	101	Drew Hill	11/05/89	Det	9	11.2	1
104	Derrick Mason	09/19/04	Ind	8	13.0	0	101	Drew Hill	11/08/87	SF	4	25.3	0
104	Chris Sanders	09/24/95	Cin	2	52.0	2	101	Mike Holston	11/29/81	Atl	8	12.6	1
104	Taywan Taylor	12/02/18	NYJ	3	34.7	0	101	Roy Hopkins (RB)	11/08/70	KC	6	16.8	0
103	Jim Beirne	11/28/68	KC	4	25.8	1	101	Brandon Jones	12/24/06	Buf	5	20.2	1
103	Drew Hill	12/08/85	NYG	6	17.2	0	101	Jerry LeVias	11/29/70	Den	3	33.7	2
103	Haywood Jeffires	09/11/94	Dal	6	17.2	0	101	Jerry LeVias	11/23/69	Mia	4	25.3	1
103	Derrick Mason	10/01/00	NYG	6	17.2	1	101	Chris Sanders	10/18/98	Cin	3	33.7	0
103	Jared Cook (TE)	12/18/11	Ind	9	11.4	0	101	Tajae Sharpe	10/21/18	LAC	7	14.4	0
103	Kendall Wright	11/24/13	Oak	6	17.2	1	101	Tim Smith	10/21/84	SF	6	16.8	1
102	Dave Casper (TE)	12/19/82	Phi	5	20.4	1	101	Kendall Wright	09/13/15	TB	4	25.3	1
102	Willie Frazier (TE)	11/06/64	BPA	2	51.0	1	100	Dave Casper (TE)	11/28/82	NE	6	16.7	1
102	Ernest Givins	11/23/86	Ind	7	14.6	0	100	Curtis Duncan	12/13/92	GB	6	16.7	0
102	Bill Groman	10/23/60	NYT	5	20.4	3	100	Charley Frazier	09/03/66	Den	6	16.7	3
102	Drew Hill	11/26/90	Buf	6	17.0	0	100	A.J. Brown	09/08/19	Cle	3	33.3	0
102	Drew Hill	12/13/87	NO	4	25.5	0	100	Ernest Givins	10/25/92	Cin	8	12.5	1
102	Chris Sanders	12/01/96	NYJ	3	34.0	1	100	Ernest Givins	11/26/92	Det	4	25.0	0
102	Tim Smith	09/09/84	Ind	6	17.0	0	100	Bill Groman	10/29/61	Buf	2	50.0	2
102	Yancey Thigpen	09/27/98	Jac	6	17.0	2	100	Drew Hill	11/20/88	Pho	5	20.0	1
102	Nate Washington	12/14/14	NYJ	6	17.0	0	100	Chris Johnson (RB)	11/15/09	Buf	9	11.1	0
101	A.J. Brown	11/08/20	Chi	4	25.3	1	100	Marcus Johnson	11/14/21	NO	5	20.0	0
101	Corey Davis	09/14/20	Den	7	14.4	0	100	Charlie Joiner	10/25/70	SD	5	20.0	1
101	Ernest Givins	10/14/90	Cin	6	16.8	1	100	Chris Sanders	12/19/99	Atl	5	20.0	1
101	Bill Groman	12/10/61	NYT	5	20.2	0	100	Chris Sanders	12/14/97	Bal	7	14.3	0
101	Bill Groman	12/11/60	Buf	3	33.7	1	100	Chris Sanders	10/13/96	Atl	4	25.0	1
101	Charlie Hennigan	10/01/61	DLT	3	33.7	1	100	Frank Wycheck (TE)	10/21/01	Det	7	14.3	1

CAREER 100-YARD RECEIVING GAMES

No.	Player	W-L-T
26	Charlie Hennigan	12-14-0
24	Drew Hill	15-9-0
18	Ernest Givins	7-11-0
14	Ken Burrough	12-2-0
13	Derrick Mason	7-6-0
12	A.J. Brown	10-2-0
10	Tim Smith	3-7-0
9	Drew Bennett	3-6-0
9	Nate Washington	4-5-0
8	Charles Frazier	3-5-0
8	Bill Groman	8-0-0
8	Chris Sanders	6-2-0
7	Kenny Britt	4-3-0
7	Corey Davis	5-2-0
6	Haywood Jeffires	3-3-0
5	Jerry LeVias	3-1-1
5	Kendall Wright	3-2-0
4	Kevin Dyson	3-1-0
4	Rishard Matthews	2-2-0
4	Alvin Reed	1-3-0
4	Webster Slaughter	2-2-0
4	Delanie Walker	1-3-0
3	Curtis Duncan	1-2-0
3	Justin Gage	3-0-0
2	Mike Barber	2-0-0
2	Jim Bierne	0-1-1
2	Jared Cook	1-1-0
2	Willard Dewveall	1-1-0
2	Dorial Green-Beckham	1-1-0
2	Justin Hunter	1-1-0
2	Billy Johnson	2-0-0
2	Charlie Joiner	0-1-1
2	Yancey Thigpen	0-2-0
2	Nick Westbrook-Ikhine	1-1-0
2	Lorenzo White	2-0-0
2	Butch Woolfolk	1-1-0
1	Sid Blanks	0-1-0
1	Chris Brown	1-0-0
1	Treyton Burks	1-0-0
1	Pat Coleman	1-0-0
1	Anthony Firkser	1-0-0
1	Willie Fraizer	1-0-0
1	Eddie George	0-1-0
1	Mac Haik	1-0-0
1	Ronnie Harmon	1-0-0
1	Leonard Harris	1-0-0
1	Mike Holston	0-1-0
1	Roy Hopkins	0-1-0
1	Chris Johnson	1-0-0
1	Marcus Johnson	1-0-0
1	Brandon Jones	1-0-0
1	Julio Jones	1-0-0
1	Mike Montgomery	0-1-0
1	Dave Parks	1-0-0
1	Carl Pickens	1-0-0
1	Kalif Raymond	1-0-0
1	Bo Scaife	1-0-0
1	Tajaé Sharpe	0-1-0
1	Taywan Taylor	1-0-0
1	Ben Troupe	0-1-0
1	Gary Wellman	1-0-0
1	John White	0-1-0
1	Damian Williams	1-0-0
1	Oliver Williams	0-1-0
1	Roydell Williams	1-0-0
1	Frank Wycheck	1-0-0

CAREER 100-YARD RUSHING GAMES

No.	Player	W-L-T
39	Earl Campbell	28-11-0
36	Eddie George	30-6-0
35	Chris Johnson	26-9-0
34	Derrick Henry	26-8-0
11	Hoyle Granger	8-2-1
8	Mike Rozier	6-2-0
7	Chris Brown	4-3-0
7	LenDale White	6-1-0
7	Lorenzo White	4-3-0
6	Gary Brown	6-0-0
6	Ronnie Coleman	5-1-0
6	DeMarco Murray	4-2-0
6	Charlie Tolar	6-0-0
6	Travis Henry	3-3-0
5	Billy Cannon	5-0-0
3	Rob Carpenter	2-1-0
3	D'Onta Foreman	1-2-0
3	Larry Moriarty	2-1-0
3	Dave Smith	3-0-0
2	Sid Blanks	2-0-0
2	Woody Campbell	2-0-0
2	Allen Pinkett	2-0-0
2	Rodney Thomas	2-0-0
1	Ode Burrell	0-1-0
1	Joe Dawkins	0-1-0
1	Don Hardeman	1-0-0
1	Dontrell Hilliard	0-1-0
1	Skip Hicks	1-0-0
1	Roy Hopkins	1-0-0
1	Marcus Mariota	1-0-0
1	Paul Robinson	0-1-0
1	Fred Willis	0-1-0
1	Butch Woolfolk	1-0-0

CAREER 300-YARD PASSING GAMES

No.	Player	W-L-T
38	Warren Moon	20-18-0
15	George Blanda	5-10-0
10	Steve McNair	4-6-0
9	Ryan Tannehill	7-2-0
8	Marcus Mariota	3-5-0
3	Matt Hasselbeck	3-0-0
3	Jake Locker	1-2-0
3	Billy Volek	0-3-0
3	Dan Pastorini	0-3-0
2	Cody Carlson	1-1-0
2	Ryan Fitzpatrick	1-1-0
2	Jacky Lee	1-0-1
2	Archie Manning	0-2-0
2	Neil O'Donnell	1-1-0
2	Vince Young	1-1-0
1	Pete Beathard	0-0-1
1	Chris Chandler	1-0-0
1	Kerry Collins	0-1-0
1	Lynn Dickey	1-0-0
1	Zach Mettenberger	0-1-0
1	Gifford Nielsen	1-0-0
1	Jerry Rhome	0-1-0
1	Ken Stabler	0-1-0
1	Don Trull	0-1-0

TOP PERFORMANCES BY TEAMMATES

GAMES WITH MORE THAN ONE 100-YARD RUSHER

Dec. 15, 1962	@ New York, Billy Cannon (9-103) and Charlie Tolar (29-107)
Nov. 12, 1967	@ Denver, Woody Campbell (16-101) and Hoyle Granger (22-142)
Dec. 3, 1967	vs. Miami, Woody Campbell (18-141) and Hoyle Granger (25-111)
Sep. 28, 1975	vs. San Diego, Ronnie Coleman (16-112) and Don Hardeman (27-107)
Nov. 27, 1977	vs. Kansas City, Rob Carpenter (14-149) and Ronnie Coleman (15-101)
Oct. 19, 2008	@ Kansas City, Chris Johnson (18-168) and LenDale White (17-149)
Nov. 27, 2008	@ Detroit, Chris Johnson (16-125) and LenDale White (23-106)
Nov. 28, 2021	@ New England, Dontrell Hilliard (12-131) and D'Onta Foreman (19-109)

GAMES WITH MORE THAN ONE 100-YARD RECEIVER

Nov. 25, 1960	@ Boston, Bill Groman (9-171) and Charlie Hennigan (7-113)
Sep. 24, 1961	@ San Diego, Charlie Hennigan (6-109) and John White (6-112)
Oct. 13, 1961	@ Boston, Bill Groman (8-148) and Charlie Hennigan (13-272)
Oct. 22, 1961	vs. Dallas, Bill Groman (4-123) and Charlie Hennigan (4-108)
Sep. 12, 1964	@ San Diego, Sid Banks (12-131) and Charlie Hennigan (7-104)
Nov. 6, 1964	@ Boston, Charles Frazier (9-143) and Willie Frazier (2-102)
Nov. 4, 1973	@ Baltimore, Ken Burrough (7-117) and Dave Parks (5-127)
Nov. 20, 1978	vs. Miami, Mike Barber (4-112) and Ken Burrough (6-103)
Nov. 20, 1988	vs. Phoenix, Ernest Givens (5-118) and Drew Hill (5-100)
Nov. 25, 2001	vs. Pittsburgh, Kevin Dyson (4-112) and Derrick Mason (7-114)
Dec. 2, 2001	@ Cleveland, Kevin Dyson (6-110) and Derrick Mason (3-122)
Dec. 19, 2004	@ Oakland, Derrick Mason (9-121) and Drew Bennett (13-160)
Nov. 24, 2013	@ Oakland, Justin Hunter (6-109) and Kendall Wright (6-103)

GAMES WITH 300-YARD PASSER, TWO 100-YARD RECEIVERS

Nov. 25, 1960	at Boston, Jackie Lee (331 yards passing), Bill Groman (171 receiving), Charlie Hennigan (113 receiving)
Oct. 13, 1961	at Boston, Jacky Lee (457 yards passing), Charlie Hennigan (272 receiving), Bill Groman (148 receiving)
Nov. 6, 1964	at Boston, George Blanda (328 yards passing), Charles Frazier (143 receiving), Willie Frazier (102 receiving)
Nov. 4, 1973	at Baltimore, Lynn Dickey (340 yards passing), Dave Parks (127 receiving), Ken Burrough (117 receiving)
Nov. 25, 2001	vs. Pittsburgh, Steve McNair (334 yards passing), Derrick Mason (114 receiving), Kevin Dyson (112 receiving)
Dec. 19, 2004	at Oakland, Billy Volek (492 yards passing), Drew Bennett (160 receiving), Derrick Mason (121 receiving)
Nov. 24, 2013	at Oakland, Ryan Fitzpatrick (320 yards passing), Justin Hunter (109 receiving), Kendall Wright (103 receiving)

GAMES WITH 100-YARD RUSHER, 100-YARD RECEIVER & 300-YARD PASSER

Dec. 17, 1961	at Oakland, George Blanda (350 yards passing), Billy Cannon (145 rushing), Charlie Hennigan (123 receiving), Willard Dewveall (108 receiving)
Sep. 4, 1983	vs. Green Bay, Archie Manning (348 yards passing), Earl Campbell (123 rushing), Tim Smith (197 receiving)
Nov. 29, 1987	at Indianapolis, Warren Moon (327 yards passing), Mike Rozier (122 rushing), Drew Hill (134 receiving)
Nov. 26, 1990	vs. Buffalo, Warren Moon (300 yards passing), Lorenzo White (125 rushing), Drew Hill (102 receiving)
Sep. 6, 1992	vs. Pittsburgh, Warren Moon (330 yards passing), Lorenzo White (100 rushing) and Haywood Jeffires (117 receiving)
Nov. 29, 2009	vs. Arizona, Vince Young (387 yards passing), Chris Johnson (154 rushing) and Kenny Britt (128 receiving)
Dec. 8, 2019	at Oakland, Ryan Tannehill (391 yards passing), Derrick Henry (103 rushing) and A.J. Brown (153 receiving)
Sept. 27, 2020	at Minnesota, Ryan Tannehill (321 yards passing), Derrick Henry (119 rushing) and Kalif Raymond (118 receiving)
Oct. 18, 2020	vs. Houston, Ryan Tannehill (366 yards passing), Derrick Henry (212 rushing) and Anthony Firkser (113 receiving)
Sept. 19, 2021	at Seattle, Ryan Tannehill (347 yards passing), Derrick Henry (182 rushing) and Julio Jones (128 receiving)

LARGEST WIN/LOSS MARGINS

LARGEST MARGIN OF VICTORY

MARGIN	SCORE	DATE	OPPONENT
1. 55 points	55-0	9/9/61	OAKLAND
2. 47 points	47-0	11/6/77	CHICAGO
3. 44 points	58-14	12/9/90	CLEVELAND
4. 42 points	55-13	11/5/61	at Denver
5. 40 points	47-7	12/13/09	ST. LOUIS
6. 39 points	56-17	10/14/62	N.Y. TITANS
7. 38 points	45-7	9/3/66	DENVER
8. 37 points	47-10	11/27/08	at Detroit
9. 36 points	49-13	11/19/61	N.Y. TITANS
10. 35 points	41-6	12/11/88	CINCINNATI
35 points	38-3	11/14/93	at Cincinnati
12. 34 points	37-3	11/11/12	at Miami
34 points	44-10	12/15/62	at N.Y. Titans
13. 32 points	35-3	12/10/00	CINCINNATI
32 points	35-3	10/27/91	CINCINNATI
32 points	39-7	10/1/89	MIAMI

LARGEST MARGIN OF DEFEAT

MARGIN	SCORE	DATE	OPPONENT
1. 59 points	59-0	10/18/09	at New England
2. 54 points	61-7	12/17/89	at Cincinnati
3. 48 points	55-7	12/23/12	at Green Bay
4. 44 points	44-0	11/1/70	at St. Louis
44 points	61-17	12/17/72	CINCINNATI
6. 43 points	57-14	10/1/17	at Houston
7. 42 points	45-3	11/1/63	at Boston
42 points	52-10	12/20/70	at Dallas
42 points	45-3	9/18/88	at N.Y. Jets
10. 41 points	55-14	11/6/83	CINCINNATI
41 points	51-10	10/13/74	at Minnesota
12. 39 points	52-13	9/18/66	at N.Y. Jets
13. 34 points	34-0	10/9/72	OAKLAND
34 points	34-0	11/26/89	at Kansas City
34 points	41-7	10/23/11	HOUSTON
34 points	41-7	9/19/22	at Buffalo
17. 33 points	40-7	11/22/87	CLEVELAND
33 points	40-7	9/17/06	at San Diego



TENNESSEE TITANS
NFL STATISTICS

FINAL 2022 NFL STANDINGS

American Football Conference - 2022 Regular Season

<u>AFC East Team</u>	<u>W</u>	<u>L</u>	<u>T</u>	<u>Pct</u>	<u>PF</u>	<u>PA</u>	<u>Net Pts</u>	<u>TD</u>	<u>Home</u>	<u>Road</u>	<u>Div</u>	<u>Conf</u>	<u>Non-Conf</u>	<u>Streak</u>	<u>Last 5</u>
y-Buffalo Bills	13	3	0	.813	455	286	169	53	7-1	6-2	4-2	9-2	4-1	7W	5-0
x-Miami Dolphins	9	8	0	.529	397	399	-2	46	6-2	3-6	3-3	7-5	2-3	1W	1-4
New England Patriots	8	9	0	.471	364	347	17	39	4-4	4-5	3-3	6-6	2-3	1L	2-3
New York Jets	7	10	0	.412	296	316	-20	29	3-5	4-5	2-4	5-7	2-3	6L	0-5
<u>AFC North Team</u>	<u>W</u>	<u>L</u>	<u>T</u>	<u>Pct</u>	<u>PF</u>	<u>PA</u>	<u>Net Pts</u>	<u>TD</u>	<u>Home</u>	<u>Road</u>	<u>Div</u>	<u>Conf</u>	<u>Non-Conf</u>	<u>Streak</u>	<u>Last 5</u>
y-Cincinnati Bengals	12	4	0	.750	418	322	96	50	6-1	6-3	3-3	8-3	4-1	8W	5-0
Baltimore Ravens	10	7	0	.588	350	315	35	34	5-3	5-4	3-3	6-6	4-1	2L	2-3
Pittsburgh Steelers	9	8	0	.529	308	346	-38	29	4-4	5-4	3-3	5-7	4-1	4W	4-1
Cleveland Browns	7	10	0	.412	361	381	-20	42	4-4	3-6	3-3	4-8	3-2	1L	2-3
<u>AFC South Team</u>	<u>W</u>	<u>L</u>	<u>T</u>	<u>Pct</u>	<u>PF</u>	<u>PA</u>	<u>Net Pts</u>	<u>TD</u>	<u>Home</u>	<u>Road</u>	<u>Div</u>	<u>Conf</u>	<u>Non-Conf</u>	<u>Streak</u>	<u>Last 5</u>
y-Jacksonville Jaguars	9	8	0	.529	404	350	54	45	5-3	4-5	4-2	8-4	1-4	5W	5-0
Tennessee Titans	7	10	0	.412	298	359	-61	34	3-5	4-5	3-3	5-7	2-3	7L	0-5
Indianapolis Colts	4	12	1	.265	289	427	-138	28	2-6	2-6-1	1-4-1	4-7-1	0-5	7L	0-5
Houston Texans	3	13	1	.206	289	420	-131	29	0-7-1	3-6	3-2-1	3-8-1	0-5	1W	2-3
<u>AFC West Team</u>	<u>W</u>	<u>L</u>	<u>T</u>	<u>Pct</u>	<u>PF</u>	<u>PA</u>	<u>Net Pts</u>	<u>TD</u>	<u>Home</u>	<u>Road</u>	<u>Div</u>	<u>Conf</u>	<u>Non-Conf</u>	<u>Streak</u>	<u>Last 5</u>
*-Kansas City Chiefs	14	3	0	.824	496	369	127	61	7-1	7-2	6-0	9-3	5-0	5W	5-0
x-Los Angeles Chargers	10	7	0	.588	391	384	7	42	5-3	5-4	2-4	7-5	3-2	1L	4-1
Las Vegas Raiders	6	11	0	.353	395	418	-23	43	4-4	2-7	3-3	5-7	1-4	3L	1-4
Denver Broncos	5	12	0	.294	287	359	-72	29	4-4	1-8	1-5	3-9	2-3	1W	2-3

National Football Conference - 2022 Regular Season

<u>NFC East Team</u>	<u>W</u>	<u>L</u>	<u>T</u>	<u>Pct</u>	<u>PF</u>	<u>PA</u>	<u>Net Pts</u>	<u>TD</u>	<u>Home</u>	<u>Road</u>	<u>Div</u>	<u>Conf</u>	<u>Non-Conf</u>	<u>Streak</u>	<u>Last 5</u>
*-Philadelphia Eagles	14	3	0	.824	477	344	133	59	7-2	7-1	4-2	9-3	5-0	1W	3-2
x-Dallas Cowboys	12	5	0	.706	467	342	125	55	8-1	4-4	4-2	8-4	4-1	1L	3-2
New York Giants	9	7	1	.559	365	371	-6	40	5-3-1	4-4	1-4-1	4-7-1	5-0	1L	2-3
Washington Commanders	8	8	1	.500	321	343	-22	36	4-5	4-3-1	2-3-1	5-6-1	3-2	1W	1-3-1
<u>NFC North Team</u>	<u>W</u>	<u>L</u>	<u>T</u>	<u>Pct</u>	<u>PF</u>	<u>PA</u>	<u>Net Pts</u>	<u>TD</u>	<u>Home</u>	<u>Road</u>	<u>Div</u>	<u>Conf</u>	<u>Non-Conf</u>	<u>Streak</u>	<u>Last 5</u>
y-Minnesota Vikings	13	4	0	.765	424	427	-3	50	8-1	5-3	4-2	8-4	5-0	1W	3-2
Detroit Lions	9	8	0	.529	453	427	26	54	5-4	4-4	5-1	7-5	2-3	2W	4-1
Green Bay Packers	8	9	0	.471	370	371	-1	42	5-4	3-5	3-3	6-6	2-3	1L	4-1
Chicago Bears	3	14	0	.176	326	463	-137	37	2-7	1-7	0-6	1-11	2-3	10L	0-5
<u>NFC South Team</u>	<u>W</u>	<u>L</u>	<u>T</u>	<u>Pct</u>	<u>PF</u>	<u>PA</u>	<u>Net Pts</u>	<u>TD</u>	<u>Home</u>	<u>Road</u>	<u>Div</u>	<u>Conf</u>	<u>Non-Conf</u>	<u>Streak</u>	<u>Last 5</u>
y-Tampa Bay Buccaneers	8	9	0	.471	313	358	-45	32	5-4	3-5	4-2	8-4	0-5	1L	2-3
Carolina Panthers	7	10	0	.412	347	374	-27	36	5-4	2-6	4-2	6-6	1-4	1W	3-2
New Orleans Saints	7	10	0	.412	330	345	-15	37	4-5	3-5	2-4	5-7	2-3	1L	3-2
Atlanta Falcons	7	10	0	.412	365	386	-21	38	6-3	1-7	2-4	6-6	1-4	2W	2-3
<u>NFC West Team</u>	<u>W</u>	<u>L</u>	<u>T</u>	<u>Pct</u>	<u>PF</u>	<u>PA</u>	<u>Net Pts</u>	<u>TD</u>	<u>Home</u>	<u>Road</u>	<u>Div</u>	<u>Conf</u>	<u>Non-Conf</u>	<u>Streak</u>	<u>Last 5</u>
y-San Francisco 49ers	13	4	0	.765	450	277	173	53	8-1	5-3	6-0	10-2	3-2	10W	5-0
x-Seattle Seahawks	9	8	0	.529	407	401	6	44	5-4	4-4	4-2	6-6	3-2	2W	2-3
Los Angeles Rams	5	12	0	.294	307	384	-77	32	4-5	1-7	1-5	3-9	2-3	2L	2-3
Arizona Cardinals	4	13	0	.235	340	449	-109	37	1-8	3-5	1-5	3-9	1-4	7L	0-5

x - Clinched Wild Card
y - Clinched Division
* - Clinched Division and Homefield Advantage

Playoff Results:

Wild Card Round

Seattle 23 at SAN FRANCISCO 41
L.A. Chargers 30 at JACKSONVILLE 31
Miami 31 at BUFFALO 34
NEW YORK GIANTS 31 at Minnesota 24
Baltimore 17 at CINCINNATI 24
DALLAS 31 at Tampa Bay 14

Divisional Round

Jacksonville 20 at KANSAS CITY 27
New York Giants 7 at PHILADELPHIA 38
CINCINNATI 27 at Buffalo 10
Dallas 12 at SAN FRANCISCO 19

Championship Round

San Francisco 7 at PHILADELPHIA 31
Cincinnati 20 at KANSAS CITY 23

Super Bowl LVII

KANSAS CITY 38 at Philadelphia 35

WEEK 18 / THROUGH SUNDAY, JANUARY 8, 2023

OFFENSE	Sea.	S.F.	LA-C	Jax	Miami	Buff.	NY-G	Minn.
GAMES (Won-Lost)	9-8	13-4	10-7	9-8	9-8	13-3	9-7-1	13-4
FIRST DOWNS	346	347	352	352	342	367	352	382
Rushing	106	132	93	114	93	128	150	93
Passing	206	188	232	208	220	212	170	244
Penalty	34	27	27	30	29	27	32	45
YDS GAINED (tot)	5976	6216	6108	6075	6197	6361	5676	6145
Avg per Game	351.5	365.6	359.3	357.4	364.5	397.6	333.9	361.5
RUSHING (net)	2042	2360	1524	2116	1686	2232	2519	1661
Avg per Game	120.1	138.8	89.6	124.5	99.2	139.5	148.2	97.7
Rushes	425	504	404	448	390	430	520	404
Yards per Rush	4.8	4.7	3.8	4.7	4.3	5.2	4.8	4.1
PASSING (net)	3934	3856	4584	3959	4511	4129	3157	4484
Avg per Game	231.4	226.8	269.6	232.9	265.4	258.1	185.7	263.8
Passes Att.	573	512	711	596	584	574	520	672
Completed	399	338	485	394	368	361	346	448
Pct Completed	69.6	66.0	68.2	66.1	63.0	62.9	66.5	66.7
Yards Gained	4282	4049	4791	4148	4765	4291	3431	4818
Sacked	46	31	39	28	35	33	49	47
Yards Lost	348	193	207	189	254	162	274	334
Had intercepted	12	9	10	9	15	14	6	15
Yards Opp Ret	184	75	140	60	166	175	73	290
Opp TDs on Int	1	0	1	0	1	0	0	2
PUNTS	66	61	73	58	61	46	75	74
Avg Yards	48.5	43.9	43.6	49.3	46.4	46.7	46.2	46.7
PUNT RETURNS	16	33	29	29	19	29	29	26
Avg Return	6.8	10.8	11.7	7.9	5.8	9.5	6.2	6.4
Returned for TD	0	0	0	0	0	0	0	0
KICKOFF RETURNS	30	26	27	29	29	36	26	36
Avg Return	24.3	23.0	19.0	24.9	18.9	25.2	21.3	25.6
Returned for TD	0	0	0	0	0	2	0	1
PENALTIES	106	94	81	90	111	92	106	88
Yards Penalized	854	730	635	674	881	709	827	684
FUMBLES BY	19	16	19	19	16	24	19	18
Fumbles Lost	11	8	9	13	6	13	10	8
Opp Fumbles	24	21	22	23	20	24	28	20
Opp Fum Lost	11	10	10	13	6	10	13	10
POSS. TIME (avg)	28:43	31:48	30:29	29:42	29:20	29:35	30:13	29:28
TOUCHDOWNS	44	53	42	45	46	53	40	50
Rushing	12	20	15	16	12	15	21	18
Passing	30	30	26	25	30	35	17	30
Returns	2	3	1	4	4	3	2	2
EXTRA-PT KICKS	41/42	51/53	40/40	36/37	41/44	48/50	32/34	40/46
2-PT CONVERSIONS	0/2	0/0	2/2	4/7	0/2	2/3	3/6	3/4
FIELD GOALS/FGA	34/37	27/32	31/33	30/35	26/32	27/31	29/32	26/33
POINTS SCORED	407	450	391	404	397	455	365	424

DEFENSE	Sea.	S.F.	LA-C	Jax	Miami	Buff.	NY-G	Minn.
POINTS ALLOWED	401	277	384	350	399	286	371	427
OPP FIRST DOWNS	347	291	318	350	336	313	370	359
Rushing	130	77	119	114	98	103	134	113
Passing	188	188	175	211	200	181	200	224
Penalty	29	26	24	25	38	29	36	22
OPP YARDS GAINED	6149	5110	5884	6006	5743	5106	6089	6608
Avg per Game	361.7	300.6	346.1	353.3	337.8	319.1	358.2	388.7
OPP RUSHING (net)	2554	1321	2478	1951	1751	1673	2451	2093
Avg per Game	150.2	77.7	145.8	114.8	103.0	104.6	144.2	123.1
Rushes	525	389	457	470	422	387	469	463
Yards per Rush	4.9	3.4	5.4	4.2	4.1	4.3	5.2	4.5
OPP PASSING (net)	3595	3789	3406	4055	3992	3433	3638	4515
Avg per Game	211.5	222.9	200.4	238.5	234.8	214.6	214.0	265.6
Passes Att.	547	593	505	601	624	570	568	617
Completed	343	389	310	385	416	362	349	408
Pct Completed	62.7	65.6	61.4	64.1	66.7	63.5	61.4	66.1
Sacked	45	44	40	35	40	40	41	38
Yards Lost	296	307	287	203	290	288	271	241
INTERCEPTED BY	14	20	14	14	8	17	6	15
Yards Returned	163	305	166	232	115	165	97	186
Returned for TD	1	2	1	2	0	1	1	0
OPP PUNT RETURNS	35	17	19	29	30	16	28	38
Avg return	5.9	9.0	3.1	7.0	10.4	9.1	9.9	7.7
OPP KICKOFF RET	38	51	15	41	26	48	30	34
Avg return	20.9	21.5	21.1	21.5	27.8	20.2	25.6	26.2
OPP TOUCHDOWNS	46	33	43	39	45	32	37	45
Rushing	21	11	17	14	15	10	16	18
Passing	23	20	24	25	27	21	21	23
Returns	2	2	2	0	3	1	0	4

WEEK 18 / THROUGH SUNDAY, JANUARY 8, 2023

OFFENSE	Balt.	Cin.	Dal.	T.B.	K.C.	Phil.	Clev.	Denv.
GAMES (Won-Lost)	10-7	12-4	12-5	8-9	14-3	14-3	7-10	5-12
FIRST DOWNS	337	357	347	346	408	385	350	300
Rushing	167	96	129	79	105	161	142	105
Passing	149	221	194	240	272	195	182	166
Penalty	21	40	24	27	31	29	26	29
YDS GAINED (tot)	5760	5768	6034	5894	7032	6614	5934	5527
Avg per Game	338.8	360.5	354.9	346.7	413.6	389.1	349.1	325.1
RUSHING (net)	2720	1528	2298	1308	1970	2509	2490	1935
Avg per Game	160.0	95.5	135.2	76.9	115.9	147.6	146.5	113.8
Rushes	526	399	531	386	417	544	532	444
Yards per Rush	5.2	3.8	4.3	3.4	4.7	4.6	4.7	4.4
PASSING (net)	3040	4240	3736	4586	5062	4105	3444	3592
Avg per Game	178.8	265.0	219.8	269.8	297.8	241.5	202.6	211.3
Passes Att.	488	610	556	751	651	536	540	571
Completed	300	418	355	499	435	350	335	345
Pct Completed	61.5	68.5	63.8	66.4	66.8	65.3	62.0	60.4
Yards Gained	3202	4520	3911	4746	5250	4364	3710	4007
Sacked	38	44	27	22	26	44	44	63
Yards Lost	162	280	175	160	188	259	266	415
Had intercepted	13	12	18	10	12	9	12	15
Yards Opp Ret	62	119	354	80	70	110	144	259
Opp TDs on Int	0	2	3	0	0	2	0	2
PUNTS	57	59	68	79	53	56	61	96
Avg Yards	45.9	45.4	48.4	48.8	50.4	43.7	48.5	46.6
PUNT RETURNS	20	33	29	38	36	35	31	37
Avg Return	10.7	10.3	10.4	10.3	6.7	9.2	9.6	8.3
Returned for TD	0	0	0	0	0	0	1	0
KICKOFF RETURNS	27	29	22	28	36	30	41	24
Avg Return	24.4	20.6	23.9	21.3	19.2	22.1	23.0	17.5
Returned for TD	1	0	0	0	0	0	0	0
PENALTIES	82	81	104	99	87	90	102	113
Yards Penalized	678	623	842	793	838	682	865	970
FUMBLES BY	21	11	14	17	21	23	15	26
Fumbles Lost	8	6	5	12	11	10	9	9
Opp Fumbles	19	21	28	25	16	22	26	23
Opp Fum Lost	11	11	17	10	9	10	9	8
POSS. TIME (avg)	31:10	31:55	29:21	29:12	29:56	30:33	31:31	29:29
TOUCHDOWNS	34	50	55	32	61	59	42	29
Rushing	14	14	24	5	18	32	19	11
Passing	19	35	28	26	41	25	19	18
Returns	1	1	3	1	2	2	4	0
EXTRA-PT KICKS	31/32	40/44	50/53	24/25	50/55	53/55	35/37	25/27
2-PT CONVERSIONS	2/2	3/6	0/2	2/7	3/5	2/4	1/3	1/2
FIELD GOALS/FGA	37/43	24/29	29/32	31/38	24/32	22/25	24/32	28/36
POINTS SCORED	350	418	467	313	496	477	361	287

DEFENSE	Balt.	Cin.	Dal.	T.B.	K.C.	Phil.	Clev.	Denv.
POINTS ALLOWED	315	322	342	358	369	344	381	359
OPP FIRST DOWNS	323	295	327	314	337	325	329	324
Rushing	91	102	119	103	102	115	129	109
Passing	206	173	174	186	207	186	166	180
Penalty	26	20	34	25	28	24	34	35
OPP YARDS GAINED	5513	5371	5613	5513	5579	5125	5631	5440
Avg per Game	324.3	335.7	330.2	324.3	328.2	301.5	331.2	320.0
OPP RUSHING (net)	1566	1706	2198	2052	1823	2068	2295	1866
Avg per Game	92.1	106.6	129.3	120.7	107.2	121.6	135.0	109.8
Rushes	406	407	497	458	419	446	488	438
Yards per Rush	3.9	4.2	4.4	4.5	4.4	4.6	4.7	4.3
OPP PASSING (net)	3947	3665	3415	3461	3756	3057	3336	3574
Avg per Game	232.2	229.1	200.9	203.6	220.9	179.8	196.2	210.2
Passes Att.	593	559	550	570	619	556	519	605
Completed	394	329	345	364	408	350	315	392
Pct Completed	66.4	58.9	62.7	63.9	65.9	62.9	60.7	64.8
Sacked	48	30	54	45	55	70	34	36
Yards Lost	305	163	352	331	388	491	211	245
INTERCEPTED BY	14	13	16	10	11	17	11	15
Yards Returned	105	133	60	140	225	186	57	89
Returned for TD	0	0	0	1	2	2	1	0
OPP PUNT RETURNS	22	25	32	32	22	25	26	44
Avg return	6.8	10.6	8.1	11.7	8.0	8.1	12.3	8.2
OPP KICKOFF RET	26	37	21	34	33	30	29	21
Avg return	21.2	21.4	24.2	25.8	23.3	26.1	22.3	21.2
OPP TOUCHDOWNS	32	32	35	41	43	40	42	35
Rushing	11	12	9	12	10	15	22	12
Passing	20	17	23	29	33	22	20	20
Returns	1	3	3	0	0	3	0	3

WEEK 18 / THROUGH SUNDAY, JANUARY 8, 2023

OFFENSE	Hou.	Ind.	L.V.	N.E.	NY-J	Pitt.	Tenn.	Ariz.
GAMES (Won-Lost)	3-13-1	4-12-1	6-11	8-9	7-10	9-8	7-10	4-13
FIRST DOWNS	277	310	343	288	294	345	277	326
Rushing	90	91	122	98	79	129	104	115
Passing	159	193	193	166	191	189	153	189
Penalty	28	26	28	24	24	27	20	22
YDS GAINED (tot)	4820	5298	5993	5348	5409	5484	5045	5499
Avg per Game	283.5	311.6	352.5	314.6	318.2	322.6	296.8	323.5
RUSHING (net)	1476	1866	2059	1812	1686	2073	2131	1873
Avg per Game	86.8	109.8	121.1	106.6	99.2	121.9	125.4	110.2
Rushes	398	439	428	425	405	500	487	434
Yards per Rush	3.7	4.3	4.8	4.3	4.2	4.1	4.4	4.3
PASSING (net)	3344	3432	3934	3536	3723	3411	2914	3626
Avg per Game	196.7	201.9	231.4	208.0	219.0	200.6	171.4	213.3
Passes Att.	579	604	586	540	627	571	456	664
Completed	352	398	359	358	357	364	285	433
Pct Completed	60.8	65.9	61.3	66.3	56.9	63.7	62.5	65.2
Yards Gained	3642	3854	4182	3815	4040	3661	3227	3966
Sacked	38	60	35	41	42	38	49	46
Yards Lost	298	422	248	279	317	250	313	340
Had intercepted	19	20	17	14	14	14	11	17
Yards Opp Ret	315	336	195	154	302	118	179	185
Opp TDs on Int	4	4	2	0	0	0	1	1
PUNTS	88	71	59	80	83	69	90	68
Avg Yards	48.1	44.1	48.9	41.7	46.9	44.5	53.1	46.4
PUNT RETURNS	37	34	27	39	21	27	36	35
Avg Return	9.8	8.5	5.8	10.7	11.4	5.9	8.4	8.3
Returned for TD	0	0	0	1	0	0	0	0
KICKOFF RETURNS	22	43	32	36	31	24	37	31
Avg Return	23.3	27.8	20.9	23.8	21.5	21.3	21.4	22.1
Returned for TD	0	0	0	0	0	0	0	0
PENALTIES	88	89	113	104	91	94	111	118
Yards Penalized	644	794	932	841	866	711	956	916
FUMBLES BY	22	37	17	23	21	16	23	25
Fumbles Lost	9	14	4	9	9	5	12	8
Opp Fumbles	30	20	14	24	19	14	19	23
Opp Fum Lost	11	11	7	11	4	3	6	9
POSS. TIME (avg)	28:25	29:49	30:16	28:54	28:44	31:13	29:16	29:52
TOUCHDOWNS	29	28	43	39	29	29	34	37
Rushing	7	8	12	12	13	16	16	15
Passing	20	17	28	19	15	12	16	17
Returns	2	3	3	8	1	1	2	5
EXTRA-PT KICKS	24/24	23/23	35/36	32/35	28/29	26/26	32/33	24/27
2-PT CONVERSIONS	1/5	1/5	0/4	1/4	0/0	3/3	1/1	5/9
FIELD GOALS/FGA	29/31	32/39	34/37	32/37	30/37	34/44	20/24	28/32
POINTS SCORED	289	289	395	364	296	308	298	340

DEFENSE	Hou.	Ind.	L.V.	N.E.	NY-J	Pitt.	Tenn.	Ariz.
POINTS ALLOWED	420	427	418	347	316	346	359	449
OPP FIRST DOWNS	372	344	360	314	310	314	339	363
Rushing	150	127	126	90	117	95	93	124
Passing	196	184	206	194	166	196	215	218
Penalty	26	33	28	30	27	23	31	21
OPP YARDS GAINED	6452	5678	6216	5474	5288	5617	5978	5931
Avg per Game	379.5	334.0	365.6	322.0	311.1	330.4	351.6	348.9
OPP RUSHING(net)	2894	2109	2087	1793	2068	1838	1307	2016
Avg per Game	170.2	124.1	122.8	105.5	121.6	108.1	76.9	118.6
Rushes	573	511	460	441	492	442	390	446
Yards per Rush	5.1	4.1	4.5	4.1	4.2	4.2	3.4	4.5
OPP PASSING(net)	3558	3569	4129	3681	3220	3779	4671	3915
Avg per Game	209.3	209.9	242.9	216.5	189.4	222.3	274.8	230.3
Passes Att.	522	537	590	596	556	542	671	593
Completed	336	365	399	364	347	332	439	414
Pct Completed	64.4	68.0	67.6	61.1	62.4	61.3	65.4	69.8
Sacked	39	44	27	54	45	40	39	36
Yards Lost	217	267	192	348	306	287	264	266
INTERCEPTED BY	16	10	6	19	12	20	14	11
Yards Returned	253	141	141	383	69	152	149	246
Returned for TD	1	2	1	5	0	1	1	3
OPP PUNT RETURNS	45	26	25	34	32	24	59	37
Avg return	8.9	7.4	11.0	7.9	11.3	5.7	10.8	9.1
OPP KICKOFF RET	37	34	29	52	12	47	32	20
Avg return	19.0	23.0	20.1	25.6	20.9	24.5	20.3	21.2
OPP TOUCHDOWNS	48	50	48	40	31	37	41	52
Rushing	25	20	20	7	14	7	9	21
Passing	15	25	25	28	15	29	29	29
Returns	8	5	3	5	2	1	3	2

WEEK 18 / THROUGH SUNDAY, JANUARY 8, 2023

OFFENSE	Atl.	Car.	Chi.	Det.	G.B.	LA-R	N.O.	Wash.
GAMES (Won-Lost)	7-10	7-10	3-14	9-8	8-9	5-12	7-10	8-8-1
FIRST DOWNS	330	281	278	376	334	293	305	339
Rushing	152	119	148	114	116	89	103	124
Passing	148	138	109	228	186	181	181	184
Penalty	30	24	21	34	32	23	21	31
YDS GAINED (tot)	5417	5206	5233	6460	5745	4769	5674	5615
Avg per Game	318.6	306.2	307.8	380.0	337.9	280.5	333.8	330.3
RUSHING (net)	2718	2210	3014	2179	2113	1661	1982	2143
Avg per Game	159.9	130.0	177.3	128.2	124.3	97.7	116.6	126.1
Rushes	559	483	558	480	456	411	465	538
Yards per Rush	4.9	4.6	5.4	4.5	4.6	4.0	4.3	4.0
PASSING (net)	2699	2996	2219	4281	3632	3108	3692	3472
Avg per Game	158.8	176.2	130.5	251.8	213.6	182.8	217.2	204.2
Passes Att.	415	457	377	588	563	531	512	554
Completed	257	267	223	383	364	347	338	344
Pct Completed	61.9	58.4	59.2	65.1	64.7	65.3	66.0	62.1
Yards Gained	2927	3246	2598	4444	3890	3506	3969	3783
Sacked	37	36	58	24	32	59	38	48
Yards Lost	228	250	379	163	258	398	277	311
Had intercepted	9	13	15	7	12	15	14	16
Yards Opp Ret	171	166	93	99	94	243	246	141
Opp TDs on Int	0	2	1	2	1	2	3	1
PUNTS	62	81	67	52	54	73	77	83
Avg Yards	45.9	48.5	45.3	48.6	42.8	47.0	46.4	46.8
PUNT RETURNS	18	34	23	20	35	25	27	44
Avg Return	16.2	6.4	8.6	13.2	9.0	7.3	9.0	7.6
Returned for TD	0	0	0	1	0	0	0	0
KICKOFF RETURNS	28	31	38	34	47	33	27	41
Avg Return	22.6	24.1	26.2	26.1	25.6	20.1	22.0	22.0
Returned for TD	1	0	0	0	1	0	0	0
PENALTIES	68	104	80	90	89	76	99	92
Yards Penalized	594	862	754	773	747	655	841	805
FUMBLES BY	21	29	33	16	25	16	23	21
Fumbles Lost	12	8	10	8	10	8	11	7
Opp Fumbles	12	16	25	19	19	15	18	17
Opp Fum Lost	7	7	9	10	7	6	7	9
POSS. TIME (avg)	29:48	28:20	29:31	29:55	31:23	29:39	29:31	33:02
TOUCHDOWNS	38	36	37	54	42	32	37	36
Rushing	17	16	18	23	12	15	12	9
Passing	17	16	19	29	27	16	24	24
Returns	4	4	0	2	3	1	1	3
EXTRA-PT KICKS	33/35	30/32	27/32	47/49	37/39	31/32	33/33	24/28
2-PT CONVERSIONS	3/3	1/4	1/5	4/5	2/3	0/0	3/4	2/7
FIELD GOALS/FGA	32/37	33/35	25/27	24/30	25/29	28/30	23/31	25/30
POINTS SCORED	365	347	326	453	370	307	330	321

DEFENSE	Atl.	Car.	Chi.	Det.	G.B.	LA-R	N.O.	Wash.
POINTS ALLOWED	386	374	463	427	371	384	345	343
OPP FIRST DOWNS	351	346	361	377	321	331	319	286
Rushing	136	125	151	135	129	106	122	102
Passing	200	194	184	209	163	203	159	155
Penalty	15	27	26	33	29	22	38	29
OPP YARDS GAINED	6156	5953	6390	6670	5721	5798	5352	5178
Avg per Game	362.1	350.2	375.9	392.4	336.5	341.1	314.8	304.6
OPP RUSHING(net)	2214	2085	2674	2491	2372	1956	2218	1926
Avg per Game	130.2	122.6	157.3	146.5	139.5	115.1	130.5	113.3
Rushes	500	488	542	477	479	455	492	441
Yards per Rush	4.4	4.3	4.9	5.2	5.0	4.3	4.5	4.4
OPP PASSING(net)	3942	3868	3716	4179	3349	3842	3134	3252
Avg per Game	231.9	227.5	218.6	245.8	197.0	226.0	184.4	191.3
Passes Att.	561	580	481	560	478	556	536	514
Completed	372	383	323	353	314	375	322	308
Pct Completed	66.3	66.0	67.2	63.0	65.7	67.4	60.1	59.9
Sacked	21	35	20	39	34	38	48	43
Yards Lost	148	230	124	267	204	250	279	279
INTERCEPTED BY	10	10	14	12	17	16	7	9
Yards Returned	124	189	201	157	351	240	110	68
Returned for TD	1	2	0	1	2	1	1	2
OPP PUNT RETURNS	25	27	31	30	20	36	26	34
Avg return	10.0	8.6	9.1	10.4	9.5	10.3	8.9	6.4
OPP KICKOFF RET	21	33	32	34	61	15	23	15
Avg return	22.4	22.4	25.7	21.9	23.2	23.0	22.6	23.3
OPP TOUCHDOWNS	41	44	57	51	42	39	36	38
Rushing	15	17	31	22	18	12	14	10
Passing	26	25	22	26	22	23	17	26
Returns	0	2	4	3	2	4	5	2

WEEK 18 / THROUGH SUNDAY, JANUARY 8, 2023

OFFENSE	NFL/Avg
GAMES (Won-Lost)	---
FIRST DOWNS	333.3
Rushing	115.2
Passing	190.2
Penalty	27.9
YDS GAINED (tot)	5760.4
Avg per Game	340.1
RUSHING (net)	2059.2
Avg per Game	121.6
Rushes	461.6
Yards per Rush	4.5
PASSING (net)	3701.2
Avg per Game	218.5
Passes Att.	564.7
Completed	362.7
Pct Completed	64.2
Yards Gained	3969.8
Sacked	40.5
Yards Lost	268.7
Had intercepted	13.1
Yards Opp Ret	168.7
Opp TDs on Int	1.2
PUNTS	68.8
Avg Yards	46.7
PUNT RETURNS	29.7
Avg Return	8.9
Returned for TD	0.1
KICKOFF RETURNS	31.6
Avg Return	22.9
Returned for TD	0.2
PENALTIES	94.8
Yards Penalized	780.5
FUMBLES BY	20.8
Fumbles Lost	9.2
Opp Fumbles	20.8
Opp Fum Lost	9.2
POSS. TIME (avg)	30:00
TOUCHDOWNS	41.1
Rushing	15.2
Passing	23.4
Returns	2.4
EXTRA POINTS(tot)	95%
Kicks Made/2Pt	47%
FIELD GOALS/FGA	28/33
POINTS SCORED	370.6

DEFENSE	NFL/Avg
POINTS ALLOWED	370.6
OPP FIRST DOWNS	333.3
Rushing	115.2
Passing	190.2
Penalty	27.9
OPP YARDS GAINED	5760.4
Avg per Game	340.1
OPP RUSHING(net)	2059.2
Avg per Game	121.6
Rushes	461.6
Yards per Rush	4.5
OPP PASSING(net)	3701.2
Avg per Game	218.5
Passes Att.	564.7
Completed	362.7
Pct Completed	64.2
Sacked	40.5
Yards Lost	268.7
INTERCEPTED BY	13.1
Yards Returned	168.7
Returned for TD	1.2
OPP PUNT RETURNS	29.7
Avg return	8.9
OPP KICKOFF RET	31.6
Avg return	22.9
OPP TOUCHDOWNS	41.1
Rushing	15.2
Passing	23.4
Returns	2.4

WEEK 18 / THROUGH SUNDAY, JANUARY 8, 2023

TEAM RANKINGS

American Football Conference

	Offense			Defense		
	Total	Rush	Pass	Total	Rush	Pass
Balt.	9	1	15	5	2	12
Buff.	2	3	5	2	4	7
Cin.	4	14	4	10	6	11
Cleve.	8	2	11	8	14	2
Denver	10	9	9	3	9	6
Hou.	16	16	14	16	16	4
Ind.	14	10	12	9	13	5
Jax	6	5	6	14	10	14
K.C.	*1	8	*1	6	7	9
L.V.	7	7	7	15	12	15
L.A.-C	5	15	2	12	15	3
Miami	3	12T	3	11	3	13
N.E.	13	11	10	4	5	8
Jets	12	12T	8	1	11	1
Pitt.	11	6	13	7	8	10
Tenn.	15	4	16	13	*1	16

National Football Conference

	Offense			Defense		
	Total	Rush	Pass	Total	Rush	Pass
Ariz.	12	13	10	9	4	13
Atl.	13	2	15	13	10	14
Car.	15	7	14	10	7	12
Chi.	14	*1	16	14	16	9
Dallas	5	6	7	6	9	5
Det.	2	8	3	16	14	15
G.B.	8	10	9	7	12	4
Rams	16	14T	13	8	3	11
Minn.	4	14T	2	15	8	16
N.O.	10	12	8	4	11	2
Giants	9	3	12	11	13	8
Phil.	1	4	4	2	6	*1
S.F.	3	5	6	*1	1	10
Sea.	6	11	5	12	15	7
T.B.	7	16	1	5	5	6
Wash.	11	9	11	3	2	3

National Football League

	Offense			Defense		
	Total	Rush	Pass	Total	Rush	Pass
Ariz.	22	22	18	21	14	24
Atl.	24	3	31	27	23	25
Balt.	16	2	28	9T	3	26
Buff.	2	7	7	6	5	15
Car.	29	10	29	22	18	22
Chi.	28	*1	32	29	31	17
Cin.	8	29	5	16	7	23
Cleve.	14	6	22	14	25	5
Dallas	11	9	14	12	22	8
Denver	21	21	19	7	10	12
Det.	4	11	8	32	29	30
G.B.	17	15	17	17	26	6
Hou.	31	31	25	30	32	10
Ind.	27	23	23	15	21	11
Jax	10	14	10	24	12	28
K.C.	*1	20	*1	11	8	18
L.V.	12	17	11T	28	19	29
L.A.-C	9	30	3	20	28	7
Rams	32	27T	27	19	13	21
Miami	6	25T	4	18	4	27
Minn.	7	27T	6	31	20	31
N.E.	26	24	20	8	6	16
N.O.	19	19	16	5	24	2
Giants	18	4	26	25	27	14
Jets	25	25T	15	4	16T	3
Phil.	3	5	9	2	16T	*1
Pitt.	23	16	24	13	9	19
S.F.	5	8	13	*1	2	20
Sea.	13	18	11T	26	30	13
T.B.	15	32	2	9T	15	9
Tenn.	30	13	30	23	*1	32
Wash.	20	12	21	3	11	4

T = Tied for position

* = League Leader

WEEK 18 / THROUGH SUNDAY, JANUARY 8, 2023

AFC / TEAM/OFFENSE RANK

Tm	(A)	(B)	(C)	(D)	(E)	(F)	(G)	(H)	(I)	(J)	(K)	(L)	(M)	(N)	(O)	(P)	(Q)
BAL	9	7	1	2	15	10	13	12	10	7	13	4	4	11	11	10	6
BUF	2	3	3	1	5	3	8	4	2	1	6	8	2	8	8	2	4
CIN	4	6	14	14	4	4	4	10	3	3	16	5	12	12	15	3	9
CLE	8	8	2	6	11	9	5	13	6	9	3	7	7	5	10	9	15t
DEN	10	11	9	8	9	12	12	16	12	16	10t	11	16	9	6	16	13
HOU	16	16	16	16	14	15	15	7	15t	15	10t	6	6	6	5	14t	2
IND	14	15	10	11	12	16	16	14	11	14	12	9	1	14	13	14t	10
JAC	6	5	5	5	6	5	2	2	4t	6	8	12	3	3	4	4	7
KC	1	1	8	4	1	1	3	1	1	2	1	13	13	2	1	1	15t
LV	7	4	7	3	7	6	14	5	8	8	4t	16	11	4	3	6	3
LAC	5	10	15	15	2	7	1	3	4t	5	9	1	14	15	7	7	1
MIA	3	2	12t	9	3	2	10	6	9	11	4t	15	15	10	12	5	11
NE	13	9	11	10	10	8	11	11	14	12	15	3	5	16	16	8	5
NYJ	12	13	12t	12	8	14	6	9	13	13	14	2	8	7	14	13	12
PIT	11	14	6	13	13	13	9	8	7	4	2	14	10	13	9	11	14
TEN	15	12	4	7	16	11	7	15	15t	10	7	10	9	1	2	12	8

AFC / OPPONENT/DEFENSE RANK

Tm	(A)	(B)	(C)	(D)	(E)	(F)	(G)	(H)	(I)	(J)	(K)	(L)	(M)	(N)	(O)	(P)	(Q)	(R)	(S)
BAL	5	7	2	2	12	9	7	4	6	3	14	3	8	10	12	2	5	5	6
BUF	2	5	4	11	7	4	4	9	9	4	11	10	3	7	7	1	2	1	2
CIN	10	9	6	8	11	10	9	15	2	12	3	12	9	12	8	4	7	3	4
CLE	8	10	14	14	2	7	11	10	8	11	6	16	11	5	3	11	8	9t	5
DEN	3	3	9	10	6	3	6	12	7	1	15	8	7	16	16	8t	15	14	9
HOU	16	14	16	15	4	12	3	7	16	8	12t	9	1	11	5	15	9	15	16
IND	9	6	13	4	5	8	13	3	13	5	8	5	12	8	9	16	13	16	14
JAC	14	11	10	6	14	13	8	13	14	16	1	4	10	9	6	7	16	4	10
KC	6	4	7	12	9	2	14	2	11	7	10	7	13	14	14	10	11	2	1
LV	15	15	12	13	15	16	16	16	15	15	9	14	2	13	15	14	1	11	13
LAC	12	16	15	16	3	11	5	6	5	9	4	1	6	15	13	12	4	7	7
MIA	11	8	3	5	13	6	15	11	10	14	7	11	16	1	11	13	14	8	3
NE	4	2	5	3	8	5	2	1	3t	13	2	6	15	3	1	6	6	6	11
NYJ	1	1	11	9	1	1	10	5	1	6	5	15	5	2	2	3	3	9t	8
PIT	7	13	8	7	10	14	1	8	3t	10	12t	2	14	6	10	5	10	12	12
TEN	13	12	1	1	16	15	12	14	12	2	16	13	4	4	4	8t	12	13	15

- (A) Total Yards per Game
- (B) Yards per Play
- (C) Rushing Yards per Game
- (D) Rushing Yards per Attempt
- (E) Passing Net Yards per Game
- (F) Passing Net Yards per Play
- (G) Passing, Percent Had Intercepted
- (H) Sacks per Pass Play
- (I) First Downs per Game
- (J) Third Down Efficiency
- (K) Fourth Down Efficiency
- (L) Punt Return Average
- (M) Kickoff Return Average
- (N) Gross Punting Average
- (O) Net Punting Average
- (P) Points per Game
- (Q) Field Goal Percentage
- Combined Offense/Defense Rank
- (R) Points per Game Differential
- (S) Net Yards per Game Differential

WEEK 18 / THROUGH SUNDAY, JANUARY 8, 2023

NFC / TEAM/OFFENSE RANK

Tm	(A)	(B)	(C)	(D)	(E)	(F)	(G)	(H)	(I)	(J)	(K)	(L)	(M)	(N)	(O)	(P)	(Q)
ARI	12	15	13	11	10	15	10	6	12	15	12	10	10	9	11	11	8
ATL	13	9	2	2	15	10	8	13	11	4	8	1	9	12	9	8t	9
CAR	15	10	7	8	14	9	13	9	15	16	3t	15	6	4	2	10	1
CHI	14	11	1	1	16	16	16	16	16	6	16	9	1	13	12	13	3
DAL	5	8	6	10	7	5	15	3	5t	2	7	4	7	5	4	2	5t
DET	2	2	8	9	3	3	2	2	3	7	6	2	2	2	8	3	14
GB	8	7	10	6	9	8	7	4	10	9	14	7	3	16	16	7	10
LAR	16	16	14t	14	13	14	12	15	14	10	1	12	16	6	10	16	2
MIN	4	6	14t	13	2	7	9	7	2	5	11	14	4	8	5	5	15
NO	10	5	12	12	8	4	11	8	13	8	15	8	12	10	7	12	16
NYG	9	12	3	3	12	13	1	14	4	13	10	16	14	11	13	8t	5t
PHI	1	3	4	7	4	2	4	11	1	1	2	6	11	15	15	1	7
SF	3	1	5	5	6	1	5	5	5t	3	13	3	8	14	14	4	11
SEA	6	4	11	4	5	6	6	10	7t	11	3t	13	5	3	1	6	4
TB	7	13	16	16	1	11	3	1	7t	12	5	5	15	1	6	15	13
WAS	11	14	9	15	11	12	14	12	9	14	9	11	13	7	3	14	12

NFC / OPPONENT/DEFENSE RANK

Tm	(A)	(B)	(C)	(D)	(E)	(F)	(G)	(H)	(I)	(J)	(K)	(L)	(M)	(N)	(O)	(P)	(Q)	(R)	(S)
ARI	9	9	4	9	13	9	10	13	14	13	9	10	2	10	9	15	16	15	11
ATL	13	12	10	6	14	13	11	16	11	15	5	13	6	2	1	11	10	10	13
CAR	10	7	7	2	12	10	14	14	9	10	7	6	5	5	7	9	2	12	14
CHI	14	15	16	13	9	16	4	15	13	16	3t	9	13	14	13	16	1	16	16
DAL	6	4	9	5	5	4	5	2	7	5	10	4	11	6	3	2	7	3	4
DET	16	16	14	15	15	15	9	10	16	14	11	15	4	7	2	13t	6	4	9
GB	7	13	12	14	4	12	1	9	5	4	12	11	9	8	4	7t	4	6	7
LAR	8	10	3	3	11	11	6	11	8	9	16	14	8	12	11	10	14	14	15
MIN	15	14	8	10	16	14	8	12	12	6	1	3	16	1	6	13t	9	7	12
NO	4	2	11	8	2	2	15	3	4	11	6	7	7	3	5	5	15	9	6
NYG	11	11	13	16	8	7	16	8	15	2	15	12	12	4	8	7t	8	8	10
PHI	2	1	6	11	1	1	3	1	6	7	14	5	15	16	15	4	11	2	1
SF	1	3	1	1	10	6	2	7	2	8	3t	8	3	13	10	1	3	1	2
SEA	12	8	15	12	7	8	7	5	10	12	2	1	1	9	12	12	5	5	8
TB	5	5	5	7	6	3	12	6	3	3	13	16	14	15	16	6	12	13	5
WAS	3	6	2	4	3	5	13	4	1	1	8	2	10	11	14	3	13	11	3

- (A) Total Yards per Game
- (B) Yards per Play
- (C) Rushing Yards per Game
- (D) Rushing Yards per Attempt
- (E) Passing Net Yards per Game
- (F) Passing Net Yards per Play
- (G) Passing, Percent Had Intercepted
- (H) Sacks per Pass Play
- (I) First Downs per Game
- (J) Third Down Efficiency
- (K) Fourth Down Efficiency
- (L) Punt Return Average
- (M) Kickoff Return Average
- (N) Gross Punting Average
- (O) Net Punting Average
- (P) Points per Game
- (Q) Field Goal Percentage
- Combined Offense/Defense Rank
- (R) Points per Game Differential
- (S) Net Yards per Game Differential

WEEK 18 / THROUGH SUNDAY, JANUARY 8, 2023

NFL / TEAM/OFFENSE RANK

Tm	(A)	(B)	(C)	(D)	(E)	(F)	(G)	(H)	(I)	(J)	(K)	(L)	(M)	(N)	(O)	(P)	(Q)
BAL	16	12	2	3	28	21	23	20	19	11	26	7	8	22	20	19	16
BUF	2	3	7	2	7	6	17	8	2	1	12	13	6	16	16	2	12
CIN	8	11	29	29	5	8	9	17	5	3	32	9	27	24	28	7	21
CLE	14	18	6	11	22	20	13	23	10	19	8	12	15	7	19	18	30t
DEN	21	23	21	17	19	24	22	30	25	32	17t	20	32	17	13	32	28
HOU	31	32	31	31	25	28	30	12	31t	31	17t	11	13	11	9	30t	3
IND	27	30	23	23	23	30	31	28	23	29	23	18	1	27	23	30t	22
JAC	10	9	14	9	10	11	5	4	7t	9	15	22	7	3	6	10	17
KC	1	1	20	8	1	1	8	2	1	2	2	26	29	2	1	1	30t
LV	12	8	17	6	11t	12	28	9	16	16	9t	32	26	4	5	12	6t
LAC	9	20	30	30	3	14	4	6	7t	8	16	3	30	30	14	13	2
MIA	6	2	25t	19	4	2	20	10	17	24	9t	31	31	20	22	11	24
NE	26	19	24	21	20	16	21	19	28	27	29	6	12	32	32	17	13t
NYJ	25	26	25t	24	15	26	15	14	26	28	27	4	21	13	24	29	25
PIT	23	27	16	25	24	25	18	13	15	7	3	30	24t	26	18	26	29
TEN	30	24	13	16	30	22	16	29	31t	23	13	19	22	1	4	28	19t
ARI	22	29	22	20	18	31	19	15	22	26	24	21	17	18	25	21	11
ATL	24	16	3	4	31	18	12	26	21	10	17t	1	16	23	17	15t	13t
CAR	29	17	10	14	29	17	26	21	29	30	5t	28	10	9	3	20	1
CHI	28	21	1	1	32	32	32	32	30	13	31	17	2	25	26	23	5
DAL	11	15	9	18	14	9	29	5	11t	5	14	8	11	10	8	4	8t
DET	4	5	11	15	8	5	2	3	6	14	11	2	3	6	15	5	26
GB	17	14	15	12	17	15	11	7	20	17	28	15	4	31	31	14	15
LAR	32	31	27t	27	27	29	25	31	27	18	1	24	28	12	21	27	4
MIN	7	13	27t	26	6	13	14	16	4	12	22	27	5	15	10	8	27
NO	19	10	19	22	16	7	24	18	24	15	30	16	19	19	12	22	32
NYG	18	22	4	5	26	27	1	27	7t	22	21	29	23	21	27	15t	8t
PHI	3	6	5	13	9	4	6	24	3	4	4	14	18	29	30	3	10
SF	5	4	8	10	13	3	7	11	11t	6	25	5	14	28	29	6	18
SEA	13	7	18	7	11t	10	10	22	13t	20	5t	25	9	8	2	9	6t
TB	15	25	32	32	2	19	3	1	13t	21	7	10	24t	5	11	25	23
WAS	20	28	12	28	21	23	27	25	18	25	20	23	20	14	7	24	19t

Team/Offense Rank

- (A) Total Yards per Game
- (B) Yards per Play
- (C) Rushing Yards per Game
- (D) Rushing Yards per Attempt
- (E) Passing Net Yards per Game
- (F) Passing Net Yards per Play
- (G) Passing, Percent Had Intercepted
- (H) Sacks per Pass Play
- (I) First Downs per Game
- (J) Third Down Efficiency
- (K) Fourth Down Efficiency
- (L) Punt Return Average
- (M) Kickoff Return Average
- (N) Gross Punting Average
- (O) Net Punting Average
- (P) Points per Game
- (Q) Field Goal Percentage

WEEK 18 / THROUGH SUNDAY, JANUARY 8, 2023

NFL / OPPONENT/DEFENSE RANK

Tm	(A)	(B)	(C)	(D)	(E)	(F)	(G)	(H)	(I)	(J)	(K)	(L)	(M)	(N)	(O)	(P)	(Q)	(R)	(S)
BAL	9t	13	3	3	26	17	15	9	11	4	28	5	10	18	19	3	10	8	12
BUF	6	9	5	14	15	7	7	18	17	7	22	18	3	15	14	2	4	1	3
CIN	16	15	7	9	23	18	17	29	4	20	4	27	11	22	15	6	13t	6	7
CLE	14	17	25	25	5	14	20	21	15	19	12t	32	15	10	5	20	15	18t	11
DEN	7	6	10	11	12	5	13	26	12	2	29	13	8	32	32	14t	31	27	15
HOU	30	26	32	29	10	22	5	13	31	15	26t	15	1	20	11	27	19	30	32
IND	15	12	21	5	11	16	22	8	21	10	17	7	20	16	16	28t	28	32	23
JAC	24	18	12	7	28	23	16	27	24	29	1	6	13	17	13	12	32	7	16
KC	11	8	8	15	18	4	25	5	19	13	21	10	22t	26	27	16	26	4	2
LV	28	27	19	23	29	28	32	30	27	26	19	29	2	24	30	26	1	22	22
LAC	20	29	28	32	7	20	11	11	8	17	6t	1	7	30	24	21t	8	11	13
MIA	18	14	4	6	27	13	30	22	18	24t	15	25	32	1	18	24	29	14	5
NE	8	5	6	4	16	9	4	3	5t	21	2	9	27	6	1	11	11	10	18
NYJ	4	2	16t	10	3	2	18	10	3	11	11	30	6	4	4	4	6	18t	14
PIT	13	20	9	8	19	25	1	15	5t	18	26t	2	25	13	17	10	21	24	19
TEN	23	19	1	1	32	27	21	28	20	3	32	28	4	7	9	14t	27	26	29
ARI	21	22	14	21	24	19	23	24	29	28	16	20	9	21	21	31	30	29	25
ATL	27	25	23	18	25	29	24	32	25	31	9	23	17	3	2	23	18	20	27
CAR	22	16	18	12	22	21	28	25	22	23	12t	14	16	9	12	19	3	23	28
CHI	29	31	31	27	17	32	8	31	28	32	6t	19	28	28	26	32	2	31	31
DAL	12	7	22	17	8	8	9	2	14	9	18	11	24	11	6	5	13t	5	8
DET	32	32	29	30	30	31	19	19	32	30	20	26	14	12	3	28t	12	9	21
GB	17	28	26	28	6	26	2	17	10	8	23	21	21	14	7	17t	7	13	17
LAR	19	23	13	13	21	24	10	20	16	22	31	24	19	25	23	21t	24	28	30
MIN	31	30	20	22	31	30	14	23	26	12	3	8	31	2	10	28t	17	15	26
NO	5	3	24	20	2	3	29	4	9	24t	10	16	18	5	8	9	25	17	10
NYG	25	24	27	31	14	12	31	16	30	5	30	22	26	8	20	17t	16	16	24
PHI	2	1	16t	24	1	1	6	1	13	14	25	12	30	31	29	8	20	3	1
SF	1	4	2	2	20	11	3	14	2	16	6t	17	12	27	22	1	5	2	4
SEA	26	21	30	26	13	15	12	7	23	27	5	3	5	19	25	25	9	12	20
TB	9t	10	15	19	9	6	26	12	5t	6	24	31	29	29	31	13	22	25	9
WAS	3	11	11	16	4	10	27	6	1	1	14	4	22t	23	28	7	23	21	6

Opponent/Defense Rank

- (A) Total Yards per Game
 - (B) Yards per Play
 - (C) Rushing Yards per Game
 - (D) Rushing Yards per Attempt
 - (E) Passing Net Yards per Game
 - (F) Passing Net Yards per Play
 - (G) Passing, Percent Had Intercepted
 - (H) Sacks per Pass Play
 - (I) First Downs per Game
 - (J) Third Down Efficiency
 - (K) Fourth Down Efficiency
 - (L) Punt Return Average
 - (M) Kickoff Return Average
 - (N) Gross Punting Average
 - (O) Net Punting Average
 - (P) Points per Game
 - (Q) Field Goal Percentage
- Combined Offense/Defense Rank
- (R) Points per Game Differential
 - (S) Net Yards per Game Differential

WEEK 18 / THROUGH SUNDAY, JANUARY 8, 2023**AFC / TOTAL OFFENSE**

Rank	Team	Total	Rushing	Passing	Total	Rushing	Passing
1)	Kansas City	7032	1970	5062	413.6	115.9	297.8
2)	Buffalo	6361	2232	4129	397.6	139.5	258.1
3)	Miami	6197	1686	4511	364.5	99.2	265.4
4)	Cincinnati	5768	1528	4240	360.5	95.5	265.0
5)	L.A. Chargers	6108	1524	4584	359.3	89.6	269.6
6)	Jacksonville	6075	2116	3959	357.4	124.5	232.9
7)	Las Vegas	5993	2059	3934	352.5	121.1	231.4
8)	Cleveland	5934	2490	3444	349.1	146.5	202.6
9)	Baltimore	5760	2720	3040	338.8	160.0	178.8
10)	Denver	5527	1935	3592	325.1	113.8	211.3
11)	Pittsburgh	5484	2073	3411	322.6	121.9	200.6
12)	N.Y. Jets	5409	1686	3723	318.2	99.2	219.0
13)	New England	5348	1812	3536	314.6	106.6	208.0
14)	Indianapolis	5298	1866	3432	311.6	109.8	201.9
15)	Tennessee	5045	2131	2914	296.8	125.4	171.4
16)	Houston	4820	1476	3344	283.5	86.8	196.7

AFC / TOTAL DEFENSE

Rank	Team	Total	Rushing	Passing	Total	Rushing	Passing
1)	N.Y. Jets	5288	2068	3220	311.1	121.6	189.4
2)	Buffalo	5106	1673	3433	319.1	104.6	214.6
3)	Denver	5440	1866	3574	320.0	109.8	210.2
4)	New England	5474	1793	3681	322.0	105.5	216.5
5)	Baltimore	5513	1566	3947	324.3	92.1	232.2
6)	Kansas City	5579	1823	3756	328.2	107.2	220.9
7)	Pittsburgh	5617	1838	3779	330.4	108.1	222.3
8)	Cleveland	5631	2295	3336	331.2	135.0	196.2
9)	Indianapolis	5678	2109	3569	334.0	124.1	209.9
10)	Cincinnati	5371	1706	3665	335.7	106.6	229.1
11)	Miami	5743	1751	3992	337.8	103.0	234.8
12)	L.A. Chargers	5884	2478	3406	346.1	145.8	200.4
13)	Tennessee	5978	1307	4671	351.6	76.9	274.8
14)	Jacksonville	6006	1951	4055	353.3	114.8	238.5
15)	Las Vegas	6216	2087	4129	365.6	122.8	242.9
16)	Houston	6452	2894	3558	379.5	170.2	209.3

WEEK 18 / THROUGH SUNDAY, JANUARY 8, 2023**NFC / TOTAL OFFENSE**

Rank	Team	Total	Rushing	Passing	Total	Rushing	Passing
1)	Philadelphia	6614	2509	4105	389.1	147.6	241.5
2)	Detroit	6460	2179	4281	380.0	128.2	251.8
3)	San Francisco	6216	2360	3856	365.6	138.8	226.8
4)	Minnesota	6145	1661	4484	361.5	97.7	263.8
5)	Dallas	6034	2298	3736	354.9	135.2	219.8
6)	Seattle	5976	2042	3934	351.5	120.1	231.4
7)	Tampa Bay	5894	1308	4586	346.7	76.9	269.8
8)	Green Bay	5745	2113	3632	337.9	124.3	213.6
9)	N.Y. Giants	5676	2519	3157	333.9	148.2	185.7
10)	New Orleans	5674	1982	3692	333.8	116.6	217.2
11)	Washington	5615	2143	3472	330.3	126.1	204.2
12)	Arizona	5499	1873	3626	323.5	110.2	213.3
13)	Atlanta	5417	2718	2699	318.6	159.9	158.8
14)	Chicago	5233	3014	2219	307.8	177.3	130.5
15)	Carolina	5206	2210	2996	306.2	130.0	176.2
16)	L.A. Rams	4769	1661	3108	280.5	97.7	182.8

NFC / TOTAL DEFENSE

Rank	Team	Total	Rushing	Passing	Total	Rushing	Passing
1)	San Francisco	5110	1321	3789	300.6	77.7	222.9
2)	Philadelphia	5125	2068	3057	301.5	121.6	179.8
3)	Washington	5178	1926	3252	304.6	113.3	191.3
4)	New Orleans	5352	2218	3134	314.8	130.5	184.4
5)	Tampa Bay	5513	2052	3461	324.3	120.7	203.6
6)	Dallas	5613	2198	3415	330.2	129.3	200.9
7)	Green Bay	5721	2372	3349	336.5	139.5	197.0
8)	L.A. Rams	5798	1956	3842	341.1	115.1	226.0
9)	Arizona	5931	2016	3915	348.9	118.6	230.3
10)	Carolina	5953	2085	3868	350.2	122.6	227.5
11)	N.Y. Giants	6089	2451	3638	358.2	144.2	214.0
12)	Seattle	6149	2554	3595	361.7	150.2	211.5
13)	Atlanta	6156	2214	3942	362.1	130.2	231.9
14)	Chicago	6390	2674	3716	375.9	157.3	218.6
15)	Minnesota	6608	2093	4515	388.7	123.1	265.6
16)	Detroit	6670	2491	4179	392.4	146.5	245.8

WEEK 18 / THROUGH SUNDAY, JANUARY 8, 2023**NFL / TOTAL OFFENSE**

Rank	Team	Total	Rushing	Passing	Total	Rushing	Passing
1)	Kansas City	7032	1970	5062	413.6	115.9	297.8
2)	Buffalo	6361	2232	4129	397.6	139.5	258.1
3)	Philadelphia	6614	2509	4105	389.1	147.6	241.5
4)	Detroit	6460	2179	4281	380.0	128.2	251.8
5)	San Francisco	6216	2360	3856	365.6	138.8	226.8
6)	Miami	6197	1686	4511	364.5	99.2	265.4
7)	Minnesota	6145	1661	4484	361.5	97.7	263.8
8)	Cincinnati	5768	1528	4240	360.5	95.5	265.0
9)	L.A. Chargers	6108	1524	4584	359.3	89.6	269.6
10)	Jacksonville	6075	2116	3959	357.4	124.5	232.9
11)	Dallas	6034	2298	3736	354.9	135.2	219.8
12)	Las Vegas	5993	2059	3934	352.5	121.1	231.4
13)	Seattle	5976	2042	3934	351.5	120.1	231.4
14)	Cleveland	5934	2490	3444	349.1	146.5	202.6
15)	Tampa Bay	5894	1308	4586	346.7	76.9	269.8
16)	Baltimore	5760	2720	3040	338.8	160.0	178.8
17)	Green Bay	5745	2113	3632	337.9	124.3	213.6
18)	N.Y. Giants	5676	2519	3157	333.9	148.2	185.7
19)	New Orleans	5674	1982	3692	333.8	116.6	217.2
20)	Washington	5615	2143	3472	330.3	126.1	204.2
21)	Denver	5527	1935	3592	325.1	113.8	211.3
22)	Arizona	5499	1873	3626	323.5	110.2	213.3
23)	Pittsburgh	5484	2073	3411	322.6	121.9	200.6
24)	Atlanta	5417	2718	2699	318.6	159.9	158.8
25)	N.Y. Jets	5409	1686	3723	318.2	99.2	219.0
26)	New England	5348	1812	3536	314.6	106.6	208.0
27)	Indianapolis	5298	1866	3432	311.6	109.8	201.9
28)	Chicago	5233	3014	2219	307.8	177.3	130.5
29)	Carolina	5206	2210	2996	306.2	130.0	176.2
30)	Tennessee	5045	2131	2914	296.8	125.4	171.4
31)	Houston	4820	1476	3344	283.5	86.8	196.7
32)	L.A. Rams	4769	1661	3108	280.5	97.7	182.8

NFL / TOTAL DEFENSE

Rank	Team	Total	Rushing	Passing	Total	Rushing	Passing
1)	San Francisco	5110	1321	3789	300.6	77.7	222.9
2)	Philadelphia	5125	2068	3057	301.5	121.6	179.8
3)	Washington	5178	1926	3252	304.6	113.3	191.3
4)	N.Y. Jets	5288	2068	3220	311.1	121.6	189.4
5)	New Orleans	5352	2218	3134	314.8	130.5	184.4
6)	Buffalo	5106	1673	3433	319.1	104.6	214.6
7)	Denver	5440	1866	3574	320.0	109.8	210.2
8)	New England	5474	1793	3681	322.0	105.5	216.5
9t)	Baltimore	5513	1566	3947	324.3	92.1	232.2
9t)	Tampa Bay	5513	2052	3461	324.3	120.7	203.6
11)	Kansas City	5579	1823	3756	328.2	107.2	220.9
12)	Dallas	5613	2198	3415	330.2	129.3	200.9
13)	Pittsburgh	5617	1838	3779	330.4	108.1	222.3
14)	Cleveland	5631	2295	3336	331.2	135.0	196.2
15)	Indianapolis	5678	2109	3569	334.0	124.1	209.9
16)	Cincinnati	5371	1706	3665	335.7	106.6	229.1
17)	Green Bay	5721	2372	3349	336.5	139.5	197.0
18)	Miami	5743	1751	3992	337.8	103.0	234.8
19)	L.A. Rams	5798	1956	3842	341.1	115.1	226.0
20)	L.A. Chargers	5884	2478	3406	346.1	145.8	200.4
21)	Arizona	5931	2016	3915	348.9	118.6	230.3
22)	Carolina	5953	2085	3868	350.2	122.6	227.5
23)	Tennessee	5978	1307	4671	351.6	76.9	274.8
24)	Jacksonville	6006	1951	4055	353.3	114.8	238.5
25)	N.Y. Giants	6089	2451	3638	358.2	144.2	214.0
26)	Seattle	6149	2554	3595	361.7	150.2	211.5
27)	Atlanta	6156	2214	3942	362.1	130.2	231.9
28)	Las Vegas	6216	2087	4129	365.6	122.8	242.9
29)	Chicago	6390	2674	3716	375.9	157.3	218.6
30)	Houston	6452	2894	3558	379.5	170.2	209.3
31)	Minnesota	6608	2093	4515	388.7	123.1	265.6
32)	Detroit	6670	2491	4179	392.4	146.5	245.8

WEEK 18 / THROUGH SUNDAY, JANUARY 8, 2023

AFC / TAKEAWAYS, GIVEAWAYS

Rank	Team	TAKEAWAYS			GIVEAWAYS			Net Diff
		Int	Fum	Total	Int	Fum	Total	
1)	New England	19	11	30	14	9	23	= +7
2)	Cincinnati	13	11	24	12	6	18	= +6
3t)	Jacksonville	14	13	27	9	13	22	= +5
3t)	L.A. Chargers	14	10	24	10	9	19	= +5
5t)	Baltimore	14	11	25	13	8	21	= +4
5t)	Pittsburgh	20	3	23	14	5	19	= +4
7)	Buffalo	17	10	27	14	13	27	= 0
8t)	Cleveland	11	9	20	12	9	21	= -1
8t)	Denver	15	8	23	15	9	24	= -1
8t)	Houston	16	11	27	19	9	28	= -1
11t)	Kansas City	11	9	20	12	11	23	= -3
11t)	Tennessee	14	6	20	11	12	23	= -3
13t)	Miami	8	6	14	15	6	21	= -7
13t)	N.Y. Jets	12	4	16	14	9	23	= -7
15)	Las Vegas	6	7	13	17	4	21	= -8
16)	Indianapolis	10	11	21	20	14	34	= -13
Totals		214	140	354	221	146	367	= -13

NFC / TAKEAWAYS, GIVEAWAYS

Rank	Team	TAKEAWAYS			GIVEAWAYS			Net Diff
		Int	Fum	Total	Int	Fum	Total	
1)	San Francisco	20	10	30	9	8	17	= +13
2)	Dallas	16	17	33	18	5	23	= +10
3)	Philadelphia	17	10	27	9	10	19	= +8
4)	Detroit	12	10	22	7	8	15	= +7
5)	N.Y. Giants	6	13	19	6	10	16	= +3
6t)	Green Bay	17	7	24	12	10	22	= +2
6t)	Minnesota	15	10	25	15	8	23	= +2
6t)	Seattle	14	11	25	12	11	23	= +2
9)	L.A. Rams	16	6	22	15	8	23	= -1
10t)	Chicago	14	9	23	15	10	25	= -2
10t)	Tampa Bay	10	10	20	10	12	22	= -2
12t)	Atlanta	10	7	17	9	12	21	= -4
12t)	Carolina	10	7	17	13	8	21	= -4
14t)	Arizona	11	9	20	17	8	25	= -5
14t)	Washington	9	9	18	16	7	23	= -5
16)	New Orleans	7	7	14	14	11	25	= -11
Totals		204	152	356	197	146	343	= +13

NFL / TAKEAWAYS, GIVEAWAYS

Rank	Team	TAKEAWAYS			GIVEAWAYS			Net Diff
		Int	Fum	Total	Int	Fum	Total	
1)	San Francisco	20	10	30	9	8	17	= +13
2)	Dallas	16	17	33	18	5	23	= +10
3)	Philadelphia	17	10	27	9	10	19	= +8
4t)	New England	19	11	30	14	9	23	= +7
4t)	Detroit	12	10	22	7	8	15	= +7
6)	Cincinnati	13	11	24	12	6	18	= +6
7t)	Jacksonville	14	13	27	9	13	22	= +5
7t)	L.A. Chargers	14	10	24	10	9	19	= +5
9t)	Baltimore	14	11	25	13	8	21	= +4
9t)	Pittsburgh	20	3	23	14	5	19	= +4
11)	N.Y. Giants	6	13	19	6	10	16	= +3
12t)	Green Bay	17	7	24	12	10	22	= +2
12t)	Minnesota	15	10	25	15	8	23	= +2
12t)	Seattle	14	11	25	12	11	23	= +2
15)	Buffalo	17	10	27	14	13	27	= 0
16t)	Cleveland	11	9	20	12	9	21	= -1
16t)	Denver	15	8	23	15	9	24	= -1
16t)	Houston	16	11	27	19	9	28	= -1
16t)	L.A. Rams	16	6	22	15	8	23	= -1
20t)	Chicago	14	9	23	15	10	25	= -2
20t)	Tampa Bay	10	10	20	10	12	22	= -2
22t)	Kansas City	11	9	20	12	11	23	= -3
22t)	Tennessee	14	6	20	11	12	23	= -3
24t)	Atlanta	10	7	17	9	12	21	= -4
24t)	Carolina	10	7	17	13	8	21	= -4
26t)	Arizona	11	9	20	17	8	25	= -5
26t)	Washington	9	9	18	16	7	23	= -5
28t)	Miami	8	6	14	15	6	21	= -7
28t)	N.Y. Jets	12	4	16	14	9	23	= -7
30)	Las Vegas	6	7	13	17	4	21	= -8
31)	New Orleans	7	7	14	14	11	25	= -11
32)	Indianapolis	10	11	21	20	14	34	= -13
Totals		418	292	710	418	292	710	= 0

WEEK 18 / THROUGH SUNDAY, JANUARY 8, 2023**AFC / TEAM/OFFENSE INSIDE THE 20**

Rank	Team	Poss	Pts	TD	TD%	FG	Score	Score%
1)	Kansas City	72	391	50	69.4	15	65	90.3
2)	Cincinnati	57	290	37	64.9	11	48	84.2
3)	Tennessee	42	222	27	64.3	11	38	90.5
4)	Buffalo	58	276	35	60.3	11	46	79.3
5)	Miami	50	249	30	60.0	14	44	88.0
6)	Denver	36	169	20	55.6	10	30	83.3
7)	L.A. Chargers	61	302	33	54.1	23	56	91.8
8)	Cleveland	56	248	30	53.6	14	44	78.6
9)	Jacksonville	58	275	31	53.4	19	50	86.2
10)	Pittsburgh	52	240	27	51.9	16	43	82.7
11)	Las Vegas	47	213	23	48.9	18	41	87.2
12)	Houston	48	210	23	47.9	17	40	83.3
13)	Baltimore	59	268	27	45.8	26	53	89.8
14)	Indianapolis	48	197	22	45.8	15	37	77.1
15)	N.Y. Jets	46	187	20	43.5	16	36	78.3
16)	New England	45	188	19	42.2	19	38	84.4

AFC / OPPONENTS/DEFENSE INSIDE THE 20

Rank	Team	Poss	Pts	TD	TD%	FG	Score	Score%
1)	Buffalo	49	195	22	44.9	14	36	73.5
2)	Baltimore	56	243	26	46.4	21	47	83.9
3)	N.Y. Jets	46	206	22	47.8	18	40	87.0
4)	Denver	47	227	24	51.1	20	44	93.6
5)	Cincinnati	50	234	26	52.0	18	44	88.0
6)	L.A. Chargers	47	231	25	53.2	19	44	93.6
7)	Tennessee	49	238	27	55.1	17	44	89.8
8)	Cleveland	58	277	32	55.2	19	51	87.9
9)	Pittsburgh	47	222	26	55.3	14	40	85.1
10)	Houston	55	266	31	56.4	16	47	85.5
11)	New England	50	236	29	58.0	12	41	82.0
12)	Miami	59	304	35	59.3	20	55	93.2
13)	Jacksonville	52	254	31	59.6	13	44	84.6
14)	Las Vegas	53	276	35	66.0	10	45	84.9
15)	Kansas City	55	289	37	67.3	10	47	85.5
16)	Indianapolis	53	289	36	67.9	12	48	90.6

WEEK 18 / THROUGH SUNDAY, JANUARY 8, 2023**NFC / TEAM/OFFENSE INSIDE THE 20**

Rank	Team	Poss	Pts	TD	TD%	FG	Score	Score%
1)	Dallas	56	320	40	71.4	14	54	96.4
2)	Philadelphia	59	320	40	67.8	14	54	91.5
3)	Detroit	68	349	45	66.2	11	56	82.4
4)	N.Y. Giants	49	253	31	63.3	13	44	89.8
5)	Minnesota	64	326	40	62.5	17	57	89.1
6)	Arizona	44	219	25	56.8	14	39	88.6
7)	Carolina	46	231	26	56.5	17	43	93.5
8)	Chicago	50	228	28	56.0	13	41	82.0
9t)	Atlanta	54	262	30	55.6	17	47	87.0
9t)	L.A. Rams	45	225	25	55.6	17	42	93.3
11)	San Francisco	63	293	34	54.0	19	53	84.1
12)	New Orleans	48	224	25	52.1	16	41	85.4
13)	Tampa Bay	50	226	26	52.0	16	42	84.0
14)	Green Bay	54	249	28	51.9	18	46	85.2
15)	Washington	47	201	24	51.1	13	37	78.7
16)	Seattle	55	260	26	47.3	26	52	94.5

NFC / OPPONENTS/DEFENSE INSIDE THE 20

Rank	Team	Poss	Pts	TD	TD%	FG	Score	Score%
1)	L.A. Rams	54	241	24	44.4	24	48	88.9
2)	N.Y. Giants	63	288	31	49.2	24	55	87.3
3)	New Orleans	44	203	22	50.0	16	38	86.4
4)	Washington	52	228	27	51.9	14	41	78.8
5)	Dallas	50	224	26	52.0	15	41	82.0
6)	Philadelphia	55	245	29	52.7	15	44	80.0
7)	Green Bay	54	250	29	53.7	17	46	85.2
8)	Atlanta	60	289	33	55.0	19	52	86.7
9)	Carolina	57	274	32	56.1	18	50	87.7
10)	San Francisco	37	167	21	56.8	8	29	78.4
11)	Minnesota	49	240	28	57.1	15	43	87.8
12)	Seattle	52	259	31	59.6	14	45	86.5
13)	Tampa Bay	48	246	30	62.5	12	42	87.5
14)	Detroit	58	302	37	63.8	16	53	91.4
15)	Chicago	62	315	40	64.5	12	52	83.9
16)	Arizona	66	353	43	65.2	18	61	92.4

WEEK 18 / THROUGH SUNDAY, JANUARY 8, 2023**NFL / TEAM/OFFENSE INSIDE THE 20**

Rank	Team	Poss	Pts	TD	TD%	FG	Score	Score%
1)	Dallas	56	320	40	71.4	14	54	96.4
2)	Kansas City	72	391	50	69.4	15	65	90.3
3)	Philadelphia	59	320	40	67.8	14	54	91.5
4)	Detroit	68	349	45	66.2	11	56	82.4
5)	Cincinnati	57	290	37	64.9	11	48	84.2
6)	Tennessee	42	222	27	64.3	11	38	90.5
7)	N.Y. Giants	49	253	31	63.3	13	44	89.8
8)	Minnesota	64	326	40	62.5	17	57	89.1
9)	Buffalo	58	276	35	60.3	11	46	79.3
10)	Miami	50	249	30	60.0	14	44	88.0
11)	Arizona	44	219	25	56.8	14	39	88.6
12)	Carolina	46	231	26	56.5	17	43	93.5
13)	Chicago	50	228	28	56.0	13	41	82.0
14t)	Atlanta	54	262	30	55.6	17	47	87.0
14t)	Denver	36	169	20	55.6	10	30	83.3
14t)	L.A. Rams	45	225	25	55.6	17	42	93.3
17)	L.A. Chargers	61	302	33	54.1	23	56	91.8
18)	San Francisco	63	293	34	54.0	19	53	84.1
19)	Cleveland	56	248	30	53.6	14	44	78.6
20)	Jacksonville	58	275	31	53.4	19	50	86.2
21)	New Orleans	48	224	25	52.1	16	41	85.4
22)	Tampa Bay	50	226	26	52.0	16	42	84.0
23)	Green Bay	54	249	28	51.9	18	46	85.2
24)	Pittsburgh	52	240	27	51.9	16	43	82.7
25)	Washington	47	201	24	51.1	13	37	78.7
26)	Las Vegas	47	213	23	48.9	18	41	87.2
27)	Houston	48	210	23	47.9	17	40	83.3
28)	Seattle	55	260	26	47.3	26	52	94.5
29)	Baltimore	59	268	27	45.8	26	53	89.8
30)	Indianapolis	48	197	22	45.8	15	37	77.1
31)	N.Y. Jets	46	187	20	43.5	16	36	78.3
32)	New England	45	188	19	42.2	19	38	84.4

NFL / OPPONENTS/DEFENSE INSIDE THE 20

Rank	Team	Poss	Pts	TD	TD%	FG	Score	Score%
1)	L.A. Rams	54	241	24	44.4	24	48	88.9
2)	Buffalo	49	195	22	44.9	14	36	73.5
3)	Baltimore	56	243	26	46.4	21	47	83.9
4)	N.Y. Jets	46	206	22	47.8	18	40	87.0
5)	N.Y. Giants	63	288	31	49.2	24	55	87.3
6)	New Orleans	44	203	22	50.0	16	38	86.4
7)	Denver	47	227	24	51.1	20	44	93.6
8)	Washington	52	228	27	51.9	14	41	78.8
9t)	Cincinnati	50	234	26	52.0	18	44	88.0
9t)	Dallas	50	224	26	52.0	15	41	82.0
11)	Philadelphia	55	245	29	52.7	15	44	80.0
12)	L.A. Chargers	47	231	25	53.2	19	44	93.6
13)	Green Bay	54	250	29	53.7	17	46	85.2
14)	Atlanta	60	289	33	55.0	19	52	86.7
15)	Tennessee	49	238	27	55.1	17	44	89.8
16)	Cleveland	58	277	32	55.2	19	51	87.9
17)	Pittsburgh	47	222	26	55.3	14	40	85.1
18)	Carolina	57	274	32	56.1	18	50	87.7
19)	Houston	55	266	31	56.4	16	47	85.5
20)	San Francisco	37	167	21	56.8	8	29	78.4
21)	Minnesota	49	240	28	57.1	15	43	87.8
22)	New England	50	236	29	58.0	12	41	82.0
23)	Miami	59	304	35	59.3	20	55	93.2
24t)	Jacksonville	52	254	31	59.6	13	44	84.6
24t)	Seattle	52	259	31	59.6	14	45	86.5
26)	Tampa Bay	48	246	30	62.5	12	42	87.5
27)	Detroit	58	302	37	63.8	16	53	91.4
28)	Chicago	62	315	40	64.5	12	52	83.9
29)	Arizona	66	353	43	65.2	18	61	92.4
30)	Las Vegas	53	276	35	66.0	10	45	84.9
31)	Kansas City	55	289	37	67.3	10	47	85.5
32)	Indianapolis	53	289	36	67.9	12	48	90.6

WEEK 18 / THROUGH SUNDAY, JANUARY 8, 2023

AFC / OFFENSE/TEAMS: FIRST DOWNS, THIRD DOWNS, FOURTH DOWNS

Rank	Team	FIRST DOWNS				THIRD DOWNS			FOURTH DOWNS		
		Total	Rush	Pass	Pen	Made	Att	Pct	Made	Att	Pct
1)	Kansas City	408	105	272	31	94	193	48.7	9	12	75.0
2)	Buffalo	367	128	212	27	97	193	50.3	7	13	53.8
3)	Cincinnati	357	96	221	40	95	206	46.1	3	12	25.0
4t)	Jacksonville	352	114	208	30	90	215	41.9	14	27	51.9
4t)	L.A. Chargers	352	93	232	27	112	257	43.6	15	29	51.7
6)	Cleveland	350	142	182	26	88	231	38.1	23	42	54.8
7)	Pittsburgh	345	129	189	27	106	236	44.9	11	15	73.3
8)	Las Vegas	343	122	193	28	83	208	39.9	13	24	54.2
9)	Miami	342	93	220	29	71	196	36.2	13	24	54.2
10)	Baltimore	337	167	149	21	91	218	41.7	8	20	40.0
11)	Indianapolis	310	91	193	26	75	228	32.9	12	26	46.2
12)	Denver	300	105	166	29	67	230	29.1	12	24	50.0
13)	N.Y. Jets	294	79	191	24	83	240	34.6	11	28	39.3
14)	New England	288	98	166	24	75	215	34.9	5	13	38.5
15t)	Houston	277	90	159	28	67	221	30.3	13	26	50.0
15t)	Tennessee	277	104	153	20	80	219	36.5	9	17	52.9
	Totals	5299	1756	3106	437	1374	3506	39.2	178	352	50.6

AFC / DEFENSE/OPPONENTS: FIRST DOWNS, THIRD DOWNS, FOURTH DOWNS

Rank	Team	FIRST DOWNS				THIRD DOWNS			FOURTH DOWNS		
		Total	Rush	Pass	Pen	Made	Att	Pct	Made	Att	Pct
1)	N.Y. Jets	310	117	166	27	93	244	38.1	11	26	42.3
2)	Cincinnati	295	102	173	20	84	212	39.6	9	23	39.1
3t)	New England	314	90	194	30	97	241	40.2	10	27	37.0
3t)	Pittsburgh	314	95	196	23	85	216	39.4	13	21	61.9
5)	L.A. Chargers	318	119	175	24	78	199	39.2	6	15	40.0
6)	Baltimore	323	91	206	26	73	209	34.9	15	24	62.5
7)	Denver	324	109	180	35	75	220	34.1	9	14	64.3
8)	Cleveland	329	129	166	34	85	215	39.5	8	18	44.4
9)	Buffalo	313	103	181	29	78	208	37.5	19	33	57.6
10)	Miami	336	98	200	38	97	233	41.6	15	31	48.4
11)	Kansas City	337	102	207	28	85	222	38.3	20	35	57.1
12)	Tennessee	339	93	215	31	77	225	34.2	19	26	73.1
13)	Indianapolis	344	127	184	33	85	224	37.9	13	25	52.0
14)	Jacksonville	350	114	211	25	95	220	43.2	10	31	32.3
15)	Las Vegas	360	126	206	28	86	206	41.7	11	20	55.0
16)	Houston	372	150	196	26	86	221	38.9	13	21	61.9
	Totals	5278	1765	3056	457	1359	3515	38.7	201	390	51.5

WEEK 18 / THROUGH SUNDAY, JANUARY 8, 2023

NFC / OFFENSE/TEAMS: FIRST DOWNS, THIRD DOWNS, FOURTH DOWNS

Rank	Team	FIRST DOWNS				THIRD DOWNS			FOURTH DOWNS		
		Total	Rush	Pass	Pen	Made	Att	Pct	Made	Att	Pct
1)	Philadelphia	385	161	195	29	102	222	45.9	22	32	68.8
2)	Minnesota	382	93	244	45	93	226	41.2	9	19	47.4
3)	Detroit	376	114	228	34	86	211	40.8	20	37	54.1
4)	N.Y. Giants	352	150	170	32	78	212	36.8	10	21	47.6
5t)	Dallas	347	129	194	24	105	231	45.5	10	19	52.6
5t)	San Francisco	347	132	188	27	95	211	45.0	7	17	41.2
7t)	Seattle	346	106	206	34	76	201	37.8	12	21	57.1
7t)	Tampa Bay	346	79	240	27	92	246	37.4	15	27	55.6
9)	Washington	339	124	184	31	81	230	35.2	12	25	48.0
10)	Green Bay	334	116	186	32	79	200	39.5	12	31	38.7
11)	Atlanta	330	152	148	30	82	196	41.8	9	18	50.0
12)	Arizona	326	115	189	22	82	233	35.2	18	41	43.9
13)	New Orleans	305	103	181	21	88	219	40.2	4	11	36.4
14)	L.A. Rams	293	89	181	23	83	211	39.3	15	19	78.9
15)	Carolina	281	119	138	24	64	202	31.7	12	21	57.1
16)	Chicago	278	148	109	21	90	220	40.9	8	25	32.0
	Totals	5367	1930	2981	456	1376	3471	39.6	195	384	50.8

NFC / DEFENSE/OPPONENTS: FIRST DOWNS, THIRD DOWNS, FOURTH DOWNS

Rank	Team	FIRST DOWNS				THIRD DOWNS			FOURTH DOWNS		
		Total	Rush	Pass	Pen	Made	Att	Pct	Made	Att	Pct
1)	Washington	286	102	155	29	67	210	31.9	12	25	48.0
2)	San Francisco	291	77	188	26	85	218	39.0	10	25	40.0
3)	Tampa Bay	314	103	186	25	87	236	36.9	14	24	58.3
4)	New Orleans	319	122	159	38	97	233	41.6	8	19	42.1
5)	Green Bay	321	129	163	29	73	194	37.6	11	19	57.9
6)	Philadelphia	325	115	186	24	86	223	38.6	15	25	60.0
7)	Dallas	327	119	174	34	87	231	37.7	12	22	54.5
8)	L.A. Rams	331	106	203	22	84	208	40.4	13	20	65.0
9)	Carolina	346	125	194	27	95	231	41.1	8	18	44.4
10)	Seattle	347	130	188	29	96	227	42.3	11	28	39.3
11)	Atlanta	351	136	200	15	101	220	45.9	7	17	41.2
12)	Minnesota	359	113	224	22	82	215	38.1	11	29	37.9
13)	Chicago	361	151	184	26	100	204	49.0	6	15	40.0
14)	Arizona	363	124	218	21	87	203	42.9	8	16	50.0
15)	N.Y. Giants	370	134	200	36	72	205	35.1	11	17	64.7
16)	Detroit	377	135	209	33	92	204	45.1	15	27	55.6
	Totals	5388	1921	3031	436	1391	3462	40.2	172	346	49.7

WEEK 18 / THROUGH SUNDAY, JANUARY 8, 2023

NFL / OFFENSE/TEAMS: FIRST DOWNS, THIRD DOWNS, FOURTH DOWNS

Rank	Team	FIRST DOWNS				THIRD DOWNS			FOURTH DOWNS		
		Total	Rush	Pass	Pen	Made	Att	Pct	Made	Att	Pct
1)	Kansas City	408	105	272	31	94	193	48.7	9	12	75.0
2)	Buffalo	367	128	212	27	97	193	50.3	7	13	53.8
3)	Philadelphia	385	161	195	29	102	222	45.9	22	32	68.8
4)	Minnesota	382	93	244	45	93	226	41.2	9	19	47.4
5)	Cincinnati	357	96	221	40	95	206	46.1	3	12	25.0
6)	Detroit	376	114	228	34	86	211	40.8	20	37	54.1
7t)	Jacksonville	352	114	208	30	90	215	41.9	14	27	51.9
7t)	L.A. Chargers	352	93	232	27	112	257	43.6	15	29	51.7
7t)	N.Y. Giants	352	150	170	32	78	212	36.8	10	21	47.6
10)	Cleveland	350	142	182	26	88	231	38.1	23	42	54.8
11t)	Dallas	347	129	194	24	105	231	45.5	10	19	52.6
11t)	San Francisco	347	132	188	27	95	211	45.0	7	17	41.2
13t)	Seattle	346	106	206	34	76	201	37.8	12	21	57.1
13t)	Tampa Bay	346	79	240	27	92	246	37.4	15	27	55.6
15)	Pittsburgh	345	129	189	27	106	236	44.9	11	15	73.3
16)	Las Vegas	343	122	193	28	83	208	39.9	13	24	54.2
17)	Miami	342	93	220	29	71	196	36.2	13	24	54.2
18)	Washington	339	124	184	31	81	230	35.2	12	25	48.0
19)	Baltimore	337	167	149	21	91	218	41.7	8	20	40.0
20)	Green Bay	334	116	186	32	79	200	39.5	12	31	38.7
21)	Atlanta	330	152	148	30	82	196	41.8	9	18	50.0
22)	Arizona	326	115	189	22	82	233	35.2	18	41	43.9
23)	Indianapolis	310	91	193	26	75	228	32.9	12	26	46.2
24)	New Orleans	305	103	181	21	88	219	40.2	4	11	36.4
25)	Denver	300	105	166	29	67	230	29.1	12	24	50.0
26)	N.Y. Jets	294	79	191	24	83	240	34.6	11	28	39.3
27)	L.A. Rams	293	89	181	23	83	211	39.3	15	19	78.9
28)	New England	288	98	166	24	75	215	34.9	5	13	38.5
29)	Carolina	281	119	138	24	64	202	31.7	12	21	57.1
30)	Chicago	278	148	109	21	90	220	40.9	8	25	32.0
31t)	Houston	277	90	159	28	67	221	30.3	13	26	50.0
31t)	Tennessee	277	104	153	20	80	219	36.5	9	17	52.9
	Totals	10666	3686	6087	893	2750	6977	39.4	373	736	50.7

NFL / DEFENSE/OPPONENTS: FIRST DOWNS, THIRD DOWNS, FOURTH DOWNS

Rank	Team	FIRST DOWNS				THIRD DOWNS			FOURTH DOWNS		
		Total	Rush	Pass	Pen	Made	Att	Pct	Made	Att	Pct
1)	Washington	286	102	155	29	67	210	31.9	12	25	48.0
2)	San Francisco	291	77	188	26	85	218	39.0	10	25	40.0
3)	N.Y. Jets	310	117	166	27	93	244	38.1	11	26	42.3
4)	Cincinnati	295	102	173	20	84	212	39.6	9	23	39.1
5t)	New England	314	90	194	30	97	241	40.2	10	27	37.0
5t)	Pittsburgh	314	95	196	23	85	216	39.4	13	21	61.9
5t)	Tampa Bay	314	103	186	25	87	236	36.9	14	24	58.3
8)	L.A. Chargers	318	119	175	24	78	199	39.2	6	15	40.0
9)	New Orleans	319	122	159	38	97	233	41.6	8	19	42.1
10)	Green Bay	321	129	163	29	73	194	37.6	11	19	57.9
11)	Baltimore	323	91	206	26	73	209	34.9	15	24	62.5
12)	Denver	324	109	180	35	75	220	34.1	9	14	64.3
13)	Philadelphia	325	115	186	24	86	223	38.6	15	25	60.0
14)	Dallas	327	119	174	34	87	231	37.7	12	22	54.5
15)	Cleveland	329	129	166	34	85	215	39.5	8	18	44.4
16)	L.A. Rams	331	106	203	22	84	208	40.4	13	20	65.0
17)	Buffalo	313	103	181	29	78	208	37.5	19	33	57.6
18)	Miami	336	98	200	38	97	233	41.6	15	31	48.4
19)	Kansas City	337	102	207	28	85	222	38.3	20	35	57.1
20)	Tennessee	339	93	215	31	77	225	34.2	19	26	73.1
21)	Indianapolis	344	127	184	33	85	224	37.9	13	25	52.0
22)	Carolina	346	125	194	27	95	231	41.1	8	18	44.4
23)	Seattle	347	130	188	29	96	227	42.3	11	28	39.3
24)	Jacksonville	350	114	211	25	95	220	43.2	10	31	32.3
25)	Atlanta	351	136	200	15	101	220	45.9	7	17	41.2
26)	Minnesota	359	113	224	22	82	215	38.1	11	29	37.9
27)	Las Vegas	360	126	206	28	86	206	41.7	11	20	55.0
28)	Chicago	361	151	184	26	100	204	49.0	6	15	40.0
29)	Arizona	363	124	218	21	87	203	42.9	8	16	50.0
30)	N.Y. Giants	370	134	200	36	72	205	35.1	11	17	64.7
31)	Houston	372	150	196	26	86	221	38.9	13	21	61.9
32)	Detroit	377	135	209	33	92	204	45.1	15	27	55.6
	Totals	10666	3686	6087	893	2750	6977	39.4	373	736	50.7

WEEK 18 / THROUGH SUNDAY, JANUARY 8, 2023

AFC / FIRST-DOWN PLAYS BY TEAMS

Rank	Team	Yds/Play	Plays	Yards
1)	Miami	6.82	462	3151
2)	Buffalo	6.13	477	2925
3)	Baltimore	6.11	475	2902
4)	Kansas City	6.03	515	3104
5)	Las Vegas	5.88	467	2747
6)	Cleveland	5.79	486	2813
7)	Jacksonville	5.75	477	2745
8)	Cincinnati	5.66	476	2692
9)	Tennessee	5.65	432	2440
10)	New England	5.36	444	2379
11)	Houston	5.33	435	2318
12)	N.Y. Jets	5.29	455	2408
13)	L.A. Chargers	5.04	492	2479
14)	Denver	4.94	468	2314
15)	Pittsburgh	4.76	486	2314
16)	Indianapolis	4.68	476	2227
	TOTAL	5.58	7523	41958

AFC / FIRST-DOWN PLAYS BY OPPONENTS

Rank	Team	Yds/Play	Plays	Yards
1)	Kansas City	4.89	473	2314
2)	Jacksonville	5.05	484	2444
3)	New England	5.07	461	2337
4)	N.Y. Jets	5.10	464	2366
5)	Baltimore	5.11	460	2352
6)	Tennessee	5.13	477	2447
7)	Miami	5.27	464	2445
8)	Buffalo	5.39	440	2371
9)	Denver	5.40	477	2578
10)	Las Vegas	5.45	483	2633
11)	Indianapolis	5.48	488	2672
12)	Pittsburgh	5.48	451	2473
13)	Cleveland	5.66	464	2628
14)	Houston	5.82	519	3019
15)	Cincinnati	5.93	432	2563
16)	L.A. Chargers	6.67	457	3050
	TOTAL	5.43	7494	40692

WEEK 18 / THROUGH SUNDAY, JANUARY 8, 2023

NFC / FIRST-DOWN PLAYS BY TEAMS

Rank	Team	Yds/Play	Plays	Yards
1)	Seattle	6.16	478	2946
2)	San Francisco	5.97	476	2840
3)	Detroit	5.83	485	2826
4)	Philadelphia	5.68	502	2851
5)	Atlanta	5.67	450	2553
6)	New Orleans	5.46	448	2445
7)	Minnesota	5.43	514	2789
8)	Chicago	5.42	419	2273
9)	Washington	5.36	496	2657
10)	Tampa Bay	5.23	497	2601
11)	Carolina	5.21	424	2211
12)	Green Bay	5.08	466	2369
13)	Dallas	4.88	484	2363
14)	N.Y. Giants	4.88	483	2356
15)	L.A. Rams	4.87	433	2109
16)	Arizona	4.26	478	2036
	TOTAL	5.34	7533	40225

NFC / FIRST-DOWN PLAYS BY OPPONENTS

Rank	Team	Yds/Play	Plays	Yards
1)	New Orleans	4.62	465	2150
2)	San Francisco	4.69	434	2036
3)	Philadelphia	4.76	464	2207
4)	L.A. Rams	5.16	463	2387
5)	Tampa Bay	5.17	460	2379
6)	Dallas	5.20	476	2474
7)	Seattle	5.20	488	2538
8)	Carolina	5.66	486	2750
9)	Arizona	5.66	497	2815
10)	Minnesota	5.75	501	2883
11)	Detroit	5.83	494	2882
12)	Washington	5.86	438	2568
13)	Atlanta	5.89	473	2785
14)	Chicago	5.95	478	2846
15)	Green Bay	6.05	442	2676
16)	N.Y. Giants	6.19	503	3115
	TOTAL	5.49	7562	41491

WEEK 18 / THROUGH SUNDAY, JANUARY 8, 2023**NFL / FIRST-DOWN PLAYS BY TEAMS**

Rank	Team	Yds/Play	Plays	Yards
1)	Miami	6.82	462	3151
2)	Seattle	6.16	478	2946
3)	Buffalo	6.13	477	2925
4)	Baltimore	6.11	475	2902
5)	Kansas City	6.03	515	3104
6)	San Francisco	5.97	476	2840
7)	Las Vegas	5.88	467	2747
8)	Detroit	5.83	485	2826
9)	Cleveland	5.79	486	2813
10)	Jacksonville	5.75	477	2745
11)	Philadelphia	5.68	502	2851
12)	Atlanta	5.67	450	2553
13)	Cincinnati	5.66	476	2692
14)	Tennessee	5.65	432	2440
15)	New Orleans	5.46	448	2445
16)	Minnesota	5.43	514	2789
17)	Chicago	5.42	419	2273
18)	New England	5.36	444	2379
19)	Washington	5.36	496	2657
20)	Houston	5.33	435	2318
21)	N.Y. Jets	5.29	455	2408
22)	Tampa Bay	5.23	497	2601
23)	Carolina	5.21	424	2211
24)	Green Bay	5.08	466	2369
25)	L.A. Chargers	5.04	492	2479
26)	Denver	4.94	468	2314
27)	Dallas	4.88	484	2363
28)	N.Y. Giants	4.88	483	2356
29)	L.A. Rams	4.87	433	2109
30)	Pittsburgh	4.76	486	2314
31)	Indianapolis	4.68	476	2227
32)	Arizona	4.26	478	2036
	TOTAL	5.46	15056	82183

NFL / FIRST-DOWN PLAYS BY OPPONENTS

Rank	Team	Yds/Play	Plays	Yards
1)	New Orleans	4.62	465	2150
2)	San Francisco	4.69	434	2036
3)	Philadelphia	4.76	464	2207
4)	Kansas City	4.89	473	2314
5)	Jacksonville	5.05	484	2444
6)	New England	5.07	461	2337
7)	N.Y. Jets	5.10	464	2366
8)	Baltimore	5.11	460	2352
9)	Tennessee	5.13	477	2447
10)	L.A. Rams	5.16	463	2387
11)	Tampa Bay	5.17	460	2379
12)	Dallas	5.20	476	2474
13)	Seattle	5.20	488	2538
14)	Miami	5.27	464	2445
15)	Buffalo	5.39	440	2371
16)	Denver	5.40	477	2578
17)	Las Vegas	5.45	483	2633
18)	Indianapolis	5.48	488	2672
19)	Pittsburgh	5.48	451	2473
20)	Carolina	5.66	486	2750
21)	Cleveland	5.66	464	2628
22)	Arizona	5.66	497	2815
23)	Minnesota	5.75	501	2883
24)	Houston	5.82	519	3019
25)	Detroit	5.83	494	2882
26)	Washington	5.86	438	2568
27)	Atlanta	5.89	473	2785
28)	Cincinnati	5.93	432	2563
29)	Chicago	5.95	478	2846
30)	Green Bay	6.05	442	2676
31)	N.Y. Giants	6.19	503	3115
32)	L.A. Chargers	6.67	457	3050
	TOTAL	5.46	15056	82183

WEEK 18 / THROUGH SUNDAY, JANUARY 8, 2023

AFC / KICKOFFS (Receiving Team)

Rank	Team	TotKO	AdjKO	TB	TB%	EZ	EZ%	OB	I20	Avg.Start
1)	Buffalo	69	66	29	43.9	38	55.1	2	7	28.2
2)	Baltimore	76	74	46	62.2	57	75.0	1	5	26.4
3)	Pittsburgh	83	78	58	74.4	63	75.9	0	5	26.0
4)	Indianapolis	91	90	48	53.3	76	83.5	0	10	25.7
5)	N.Y. Jets	80	79	46	58.2	54	67.5	3	8	25.6
6)	Houston	91	91	67	73.6	74	81.3	2	5	25.5
7)	Tennessee	83	80	41	51.3	47	56.6	3	9	25.2
8)	New England	78	75	39	52.0	55	70.5	1	8	25.0
9)	Jacksonville	82	82	53	64.6	71	86.6	0	8	25.0
10)	Las Vegas	88	88	56	63.6	64	72.7	0	7	25.0
11)	Kansas City	85	80	44	55.0	51	60.0	1	11	24.9
12)	Cincinnati	75	72	44	61.1	51	68.0	0	6	24.9
13)	Miami	85	83	56	67.5	63	74.1	0	7	24.8
14)	Cleveland	88	84	42	50.0	60	68.2	4	13	24.8
15)	L.A. Chargers	88	86	59	68.6	69	78.4	1	8	24.4
16)	Denver	88	86	63	73.3	71	80.7	0	10	23.9
	Totals	1330	1294	791	61.1	964	74.5	18	127	25.3

AFC / KICKOFFS (Kicking Team)

Rank	Team	TotKO	AdjKO	TB	TB%	EZ	EZ%	OB	I20	Avg.Start
1)	Houston	75	68	33	48.5	47	62.7	1	17	22.1
2)	Tennessee	69	69	37	53.6	46	66.7	0	10	24.3
3)	Indianapolis	78	78	42	53.8	62	79.5	2	11	24.6
4)	Denver	73	71	51	71.8	60	82.2	0	5	24.6
5)	Las Vegas	90	86	57	66.3	63	70.0	1	8	24.8
6)	Buffalo	93	91	43	47.3	51	54.8	2	12	24.9
7)	L.A. Chargers	86	83	69	83.1	73	84.9	0	4	25.0
8)	Kansas City	98	97	65	67.0	83	84.7	0	11	25.1
9)	Cleveland	82	79	50	63.3	58	70.7	2	6	25.2
10)	Baltimore	86	86	60	69.8	69	80.2	0	6	25.3
11)	Jacksonville	89	87	44	50.6	56	62.9	3	9	25.5
12)	Cincinnati	90	87	51	58.6	62	68.9	2	7	25.7
13)	N.Y. Jets	73	70	58	82.9	63	86.3	0	0	25.8
14)	Miami	90	86	61	70.9	78	86.7	0	10	26.6
15)	Pittsburgh	77	75	26	34.7	40	51.9	3	9	26.7
16)	New England	85	83	31	37.3	44	51.8	1	10	27.9
	Totals	1334	1296	778	60.0	955	73.7	17	135	25.3

Note: Average team drive start DOES NOT include onside kicks or kickoffs at the end of a half unless either kickoff is returned for a touchdown. All other kickoffs (returned kickoffs, fair catches, touchback and kickoffs out of bounds) are included. Kickoffs resulting in the kicking team retaining possession are not included.

ADJ KO: Adjusted kickoffs are used to compute the Avg. Team Drive Start.

I20: The number of drives that start inside (not including) the 20 yd line.

WEEK 18 / THROUGH SUNDAY, JANUARY 8, 2023

NFC / KICKOFFS (Receiving Team)

Rank	Team	TotKO	AdjKO	TB	TB%	EZ	EZ%	OB	I20	Avg.Start
1)	Detroit	90	86	51	59.3	65	72.2	2	3	27.0
2)	Green Bay	86	84	38	45.2	53	61.6	0	13	26.7
3)	Carolina	82	75	46	61.3	56	68.3	0	5	26.7
4)	Chicago	94	94	56	59.6	68	72.3	0	5	26.4
5)	Seattle	87	85	54	63.5	60	69.0	1	6	26.4
6)	Minnesota	99	97	61	62.9	81	81.8	0	7	25.7
7)	Atlanta	91	90	62	68.9	71	78.0	1	8	25.3
8)	Philadelphia	76	69	38	55.1	47	61.8	1	10	25.1
9)	San Francisco	65	64	38	59.4	48	73.8	0	7	25.0
10)	Tampa Bay	81	78	51	65.4	64	79.0	0	8	24.8
11)	L.A. Rams	90	87	55	63.2	66	73.3	1	7	24.7
12)	N.Y. Giants	90	88	62	70.5	70	77.8	0	7	24.6
13)	New Orleans	82	81	54	66.7	68	82.9	0	7	24.5
14)	Washington	81	80	38	47.5	54	66.7	1	15	24.4
15)	Arizona	94	91	60	65.9	76	80.9	0	11	24.3
16)	Dallas	80	79	57	72.2	71	88.8	0	12	24.3
	Totals	1368	1328	821	61.8	1018	76.7	7	131	25.4

NFC / KICKOFFS (Kicking Team)

Rank	Team	TotKO	AdjKO	TB	TB%	EZ	EZ%	OB	I20	Avg.Start
1)	Arizona	78	75	57	76.0	67	85.9	0	6	24.3
2)	Seattle	94	92	54	58.7	68	72.3	0	10	24.4
3)	Dallas	100	99	78	78.8	90	90.0	1	4	24.7
4)	Detroit	93	89	54	60.7	66	71.0	1	9	25.0
5)	Carolina	84	80	46	57.5	57	67.9	2	10	25.1
6)	Atlanta	80	80	59	73.8	64	80.0	0	5	25.1
7)	San Francisco	99	98	47	48.0	64	64.6	1	17	25.2
8)	Chicago	76	74	41	55.4	64	84.2	1	14	25.3
9)	Washington	78	75	60	80.0	67	85.9	0	2	25.3
10)	Philadelphia	97	97	67	69.1	79	81.4	0	7	25.5
11)	New Orleans	75	70	48	68.6	54	72.0	0	4	25.6
12)	Tampa Bay	78	75	40	53.3	60	76.9	1	9	25.9
13)	Green Bay	80	78	18	23.1	33	41.3	0	9	26.1
14)	L.A. Rams	78	77	61	79.2	64	82.1	1	2	26.1
15)	N.Y. Giants	85	79	50	63.3	62	72.9	0	7	26.2
16)	Minnesota	89	88	54	61.4	68	76.4	0	8	26.6
	Totals	1364	1326	834	62.9	1027	77.5	8	123	25.4

Note: Average team drive start DOES NOT include inside kicks or kickoffs at the end of a half unless either kickoff is returned for a touchdown. All other kickoffs (returned kickoffs, fair catches, touchback and kickoffs out of bounds) are included. Kickoffs resulting in the kicking team retaining possession are not included.

ADJ KO: Adjusted kickoffs are used to compute the Avg. Team Drive Start.

I20: The number of drives that start inside (not including) the 20 yd line.

WEEK 18 / THROUGH SUNDAY, JANUARY 8, 2023

NFL / KICKOFFS (Receiving Team)

Rank	Team	TotKO	AdjKO	TB	TB%	EZ	EZ%	OB	I20	Avg.Start
1)	Buffalo	69	66	29	43.9	38	55.1	2	7	28.2
2)	Detroit	90	86	51	59.3	65	72.2	2	3	27.0
3)	Green Bay	86	84	38	45.2	53	61.6	0	13	26.7
4)	Carolina	82	75	46	61.3	56	68.3	0	5	26.7
5)	Chicago	94	94	56	59.6	68	72.3	0	5	26.4
6)	Baltimore	76	74	46	62.2	57	75.0	1	5	26.4
7)	Seattle	87	85	54	63.5	60	69.0	1	6	26.4
8)	Pittsburgh	83	78	58	74.4	63	75.9	0	5	26.0
9)	Indianapolis	91	90	48	53.3	76	83.5	0	10	25.7
10)	Minnesota	99	97	61	62.9	81	81.8	0	7	25.7
11)	N.Y. Jets	80	79	46	58.2	54	67.5	3	8	25.6
12)	Houston	91	91	67	73.6	74	81.3	2	5	25.5
13)	Atlanta	91	90	62	68.9	71	78.0	1	8	25.3
14)	Tennessee	83	80	41	51.3	47	56.6	3	9	25.2
15)	Philadelphia	76	69	38	55.1	47	61.8	1	10	25.1
16)	San Francisco	65	64	38	59.4	48	73.8	0	7	25.0
17)	New England	78	75	39	52.0	55	70.5	1	8	25.0
18)	Jacksonville	82	82	53	64.6	71	86.6	0	8	25.0
19)	Las Vegas	88	88	56	63.6	64	72.7	0	7	25.0
20)	Kansas City	85	80	44	55.0	51	60.0	1	11	24.9
21)	Cincinnati	75	72	44	61.1	51	68.0	0	6	24.9
22)	Miami	85	83	56	67.5	63	74.1	0	7	24.8
23)	Cleveland	88	84	42	50.0	60	68.2	4	13	24.8
24)	Tampa Bay	81	78	51	65.4	64	79.0	0	8	24.8
25)	L.A. Rams	90	87	55	63.2	66	73.3	1	7	24.7
26)	N.Y. Giants	90	88	62	70.5	70	77.8	0	7	24.6
27)	New Orleans	82	81	54	66.7	68	82.9	0	7	24.5
28)	L.A. Chargers	88	86	59	68.6	69	78.4	1	8	24.4
29)	Washington	81	80	38	47.5	54	66.7	1	15	24.4
30)	Arizona	94	91	60	65.9	76	80.9	0	11	24.3
31)	Dallas	80	79	57	72.2	71	88.8	0	12	24.3
32)	Denver	88	86	63	73.3	71	80.7	0	10	23.9
Totals		2698	2622	1612	61.5	1982	75.6	25	258	25.3

Note: Average opponent drive start DOES NOT include onside kicks or kickoffs at the end of a half unless either kickoff is returned for a touchdown. All other kickoffs (returned kickoffs, fair catches, touchback and kickoffs out of bounds) are included. Kickoffs resulting in the kicking team retaining possession are not included.

ADJ KO: Adjusted kickoffs are used to compute the Avg. Team Drive Start.

I20: The number of drives that start inside (not including) the 20 yd line.

WEEK 18 / THROUGH SUNDAY, JANUARY 8, 2023

NFL / KICKOFFS (Kicking Team)

Rank	Team	TotKO	AdjKO	TB	TB%	EZ	EZ%	OB	I20	Avg.Start
1)	Houston	75	68	33	48.5	47	62.7	1	17	22.1
2)	Arizona	78	75	57	76.0	67	85.9	0	6	24.3
3)	Tennessee	69	69	37	53.6	46	66.7	0	10	24.3
4)	Seattle	94	92	54	58.7	68	72.3	0	10	24.4
5)	Indianapolis	78	78	42	53.8	62	79.5	2	11	24.6
6)	Denver	73	71	51	71.8	60	82.2	0	5	24.6
7)	Dallas	100	99	78	78.8	90	90.0	1	4	24.7
8)	Las Vegas	90	86	57	66.3	63	70.0	1	8	24.8
9)	Buffalo	93	91	43	47.3	51	54.8	2	12	24.9
10)	Detroit	93	89	54	60.7	66	71.0	1	9	25.0
11)	L.A. Chargers	86	83	69	83.1	73	84.9	0	4	25.0
12)	Carolina	84	80	46	57.5	57	67.9	2	10	25.1
13)	Kansas City	98	97	65	67.0	83	84.7	0	11	25.1
14)	Atlanta	80	80	59	73.8	64	80.0	0	5	25.1
15)	Cleveland	82	79	50	63.3	58	70.7	2	6	25.2
16)	San Francisco	99	98	47	48.0	64	64.6	1	17	25.2
17)	Chicago	76	74	41	55.4	64	84.2	1	14	25.3
18)	Washington	78	75	60	80.0	67	85.9	0	2	25.3
19)	Baltimore	86	86	60	69.8	69	80.2	0	6	25.3
20)	Jacksonville	89	87	44	50.6	56	62.9	3	9	25.5
21)	Philadelphia	97	97	67	69.1	79	81.4	0	7	25.5
22)	New Orleans	75	70	48	68.6	54	72.0	0	4	25.6
23)	Cincinnati	90	87	51	58.6	62	68.9	2	7	25.7
24)	N.Y. Jets	73	70	58	82.9	63	86.3	0	0	25.8
25)	Tampa Bay	78	75	40	53.3	60	76.9	1	9	25.9
26)	Green Bay	80	78	18	23.1	33	41.3	0	9	26.1
27)	L.A. Rams	78	77	61	79.2	64	82.1	1	2	26.1
28)	N.Y. Giants	85	79	50	63.3	62	72.9	0	7	26.2
29)	Minnesota	89	88	54	61.4	68	76.4	0	8	26.6
30)	Miami	90	86	61	70.9	78	86.7	0	10	26.6
31)	Pittsburgh	77	75	26	34.7	40	51.9	3	9	26.7
32)	New England	85	83	31	37.3	44	51.8	1	10	27.9
	Totals	2698	2622	1612	61.5	1982	75.6	25	258	25.3

Note: Average team drive start DOES NOT include onside kicks or kickoffs at the end of a half unless either kickoff is returned for a touchdown. All other kickoffs (returned kickoffs, fair catches, touchback and kickoffs out of bounds) are included. Kickoffs resulting in the kicking team retaining possession are not included.

ADJ KO: Adjusted kickoffs are used to compute the Avg. Team Drive Start.

I20: The number of drives that start inside (not including) the 20 yd line.

WEEK 18 / THROUGH SUNDAY, JANUARY 8, 2023**AFC / SINGLE-GAME HIGHS / PLAYERS**

Most Points-- 30, Mixon, Cin. vs. Car., 11/6, (5 td, 0 fg, 0 xp, 0 2pt)
Passing Yards-- 481, Burrow, Cin. vs. Atl., 10/23, (34-42, 481, 3 td, 0 int)
Longest Pass-- 98, Allen, Buff. vs. Pitt., 10/9, (to Davis, Gabe, td)
Passing Touchdowns-- 6, Tagovailoa, Miami at Balt., 9/18, (36-50, 469, 6 td, 2 int)
Rushing Yards-- 229, Jacobs, L.V. at Sea., 11/27 (OT), (33-229, 2 td)
Rushing Yards-- 219, Henry, Tenn. at Hou., 10/30, (32-219, 2 td)
Rushing Attempts-- 33, Jacobs, L.V. at Sea., 11/27 (OT), (33-229, 2 td)
Rushing Attempts-- 32, Henry, Tenn. at Hou., 10/30, (32-219, 2 td)
Longest Rush-- 86, Jacobs, L.V. at Sea., 11/27 (OT), td
Longest Rush-- 79, L. Jackson, Balt. vs. Miami, 9/18, td
Receptions-- 13, Pittman, Ind. vs. Jax , 10/16, (13-134, 0 td)
Receiving Yards-- 190, Hill, Miami at Balt., 9/18, (11-190, 2 td)
Kickoff Return Yards-- 235, Hines, Buff. vs. N.E., 1/8, (4-235, 2 td)
Kickoff Returns-- 7, D. Johnson, Buff. vs. Minn., 11/13 (OT), (7-157, 0 td)
Kickoff Returns-- 7, Sims, Pitt. vs. Cin., 11/20, (7-154, 0 td)
Longest Kickoff Return-- 103, Duvernay, Balt. vs. Miami, 9/18, td
Punt Return Yards-- 109, Mar. Jones, N.E. vs. NY-J, 11/20, (4-109, 1 fc, 1 td)
Punt Returns-- 5, (3 times in Overtime Games)
Punt Returns-- 5, Felton, Clev. at Car., 9/11, (5-29, 0 fc, 0 td)
Punt Returns-- 5, King, Hou. at Tenn., 12/24, (5-41, 0 fc, 0 td)
Longest Punt Return-- 84, Mar. Jones, N.E. vs. NY-J, 11/20, td
Interceptions-- 2, Sterns, Denv. vs. Ind., 10/6 (OT), (2-25, 0 td)
Interceptions-- 2, Jenkins, Jax vs. Dal., 12/18 (OT), (2-54, 1 td)
Interceptions-- 2, (12 times in Non-Overtime Games)
Longest Interception Return-- 99, Ja. Watson, K.C. vs. LA-C, 9/15, td
Sacks-- 3.0, Highsmith, Pitt. at Cin., 9/11 (OT)
Sacks-- 3.0, (6 times in Non-Overtime Games)
Scrimmage Yards-- 303, Jacobs, L.V. at Sea., 11/27 (OT), (Rush 33-229, Rec 6-74)
Scrimmage Yards-- 228, Henry, Tenn. at Hou., 10/30, (Rush 32-219, Rec 1-9)
Longest Punt-- 76, Bojorquez, Clev. at Balt., 10/23
Longest Punt-- 76, Townsend, K.C. at Denv., 12/11
Punts-- 10, Waitman, Denv. vs. S.F., 9/25, (10-476, 47.6)
Punts-- 10, Mann, NY-J at N.E., 11/20, (10-458, 45.8)
Field Goals Made-- 6, Bass, Buff. vs. Clev., 11/20, (6-6, 56 lg)
Longest Field Goal-- 62, Butker, K.C. vs. Buff., 10/16

NFC / SINGLE-GAME HIGHS / PLAYERS

Most Points-- 20, Foreman, Car. at Atl., 10/30 (OT), (3 td, 0 fg, 0 xp, 1 2pt)
Most Points-- 20, Hurts, Phil. at Chi., 12/18, (3 td, 0 fg, 0 xp, 1 2pt)
Passing Yards-- 460, Cousins, Minn. vs. Ind., 12/17 (OT), (34-54, 460, 4 td, 2 int)
Passing Yards-- 432, Brady, T.B. vs. Car., 1/1, (34-45, 432, 3 td, 0 int)
Longest Pass-- 81, Goff, Det. vs. Sea., 10/2, (to Hockenson, T.J.)
Passing Touchdowns-- 4, Cousins, Minn. vs. Ind., 12/17 (OT), (34-54, 460, 4 td, 2 int)
Passing Touchdowns-- 4, (6 times in Non-Overtime Games)
Rushing Yards-- 178, Fields, Chi. vs. Miami, 11/6, (15-178, 1 td)
Rushing Attempts-- 35, Barkley, NY-G vs. Hou., 11/13, (35-152, 1 td)
Longest Rush-- 81, Cook, Minn. at Buff., 11/13 (OT), td
Longest Rush-- 74, Walker, Sea. at LA-C, 10/23, td
Receptions-- 14, M. Brown, Ariz. vs. LA-R, 9/25, (14-140, 0 td)
Receptions-- 14, Kupp, LA-R at S.F., 10/3, (14-122, 0 td)
Receiving Yards-- 223, Jefferson, Minn. at Det., 12/11, (11-223, 0 td)
Kickoff Return Yards-- 200, Blackshear, Car. vs. S.F., 10/9, (7-200, 0 td)
Kickoff Returns-- 7, Blackshear, Car. vs. S.F., 10/9, (7-200, 0 td)
Longest Kickoff Return-- 105, Nixon, G.B. vs. Minn., 1/1, td
Punt Return Yards-- 105, Covey, Phil. vs. Tenn., 12/4, (6-105, 0 fc, 0 td)
Punt Returns-- 8, Darden, T.B. vs. LA-R, 11/6, (8-82, 1 fc, 0 td)
Longest Punt Return-- 56, A. Williams, Atl. at Cin., 10/23
Interceptions-- 2, (5 times in Overtime Games)
Interceptions-- 2, (7 times in Non-Overtime Games)
Longest Interception Return-- 85, Durant, LA-R vs. Denv., 12/25, td
Sacks-- 3.0, (9 times in Non-Overtime Games)
Scrimmage Yards-- 223, Jefferson, Minn. at Det., 12/11, (Rush 0-0, Rec 11-223)
Longest Punt-- 83, Anger, Dal. vs. Chi., 10/30
Punts-- 10, Wright, Minn. at Miami, 10/16, (10-441, 44.1)
Punts-- 10, Anger, Dal. at Wash., 1/8, (10-478, 47.8)
Field Goals Made-- 5, Joseph, Minn. at N.O., 10/2, (5-5, 47 lg)
Field Goals Made-- 5, Elliott, Phil. vs. NY-G, 1/8, (5-5, 54 lg)
Longest Field Goal-- 61, Joseph, Minn. vs. NY-G, 12/24

WEEK 18 / THROUGH SUNDAY, JANUARY 8, 2023

NFL / SINGLE-GAME HIGHS / PLAYERS

Most Points-- 30, Mixon, Cin. vs. Car., 11/6, (5 td, 0 fg, 0 xp, 0 2pt)
Passing Yards-- 481, Burrow, Cin. vs. Atl., 10/23, (34-42, 481, 3 td, 0 int)
Longest Pass-- 98, Allen, Buff. vs. Pitt., 10/9, (to Davis, Gabe, td)
Passing Touchdowns-- 6, Tagovailoa, Miami at Balt., 9/18, (36-50, 469, 6 td, 2 int)
Rushing Yards-- 229, Jacobs, L.V. at Sea., 11/27 (OT), (33-229, 2 td)
Rushing Yards-- 219, Henry, Tenn. at Hou., 10/30, (32-219, 2 td)
Rushing Attempts-- 35, Barkley, NY-G vs. Hou., 11/13, (35-152, 1 td)
Longest Rush-- 86, Jacobs, L.V. at Sea., 11/27 (OT), td
Longest Rush-- 79, L. Jackson, Balt. vs. Miami, 9/18, td
Receptions-- 14, M. Brown, Ariz. vs. LA-R, 9/25, (14-140, 0 td)
Receptions-- 14, Kupp, LA-R at S.F., 10/3, (14-122, 0 td)
Receiving Yards-- 223, Jefferson, Minn. at Det., 12/11, (11-223, 0 td)
Kickoff Return Yards-- 235, Hines, Buff. vs. N.E., 1/8, (4-235, 2 td)
Kickoff Returns-- 7, D. Johnson, Buff. vs. Minn., 11/13 (OT), (7-157, 0 td)
Kickoff Returns-- 7, Blackshear, Car. vs. S.F., 10/9, (7-200, 0 td)
Kickoff Returns-- 7, Sims, Pitt. vs. Cin., 11/20, (7-154, 0 td)
Longest Kickoff Return-- 105, Nixon, G.B. vs. Minn., 1/1, td
Punt Return Yards-- 109, Mar. Jones, N.E. vs. NY-J, 11/20, (4-109, 1 fc, 1 td)
Punt Returns-- 8, Darden, T.B. vs. LA-R, 11/6, (8-82, 1 fc, 0 td)
Longest Punt Return-- 84, Mar. Jones, N.E. vs. NY-J, 11/20, td
Interceptions-- 2, (7 times in Overtime Games)
Interceptions-- 2, (19 times in Non-Overtime Games)
Longest Interception Return-- 99, Ja. Watson, K.C. vs. LA-C, 9/15, td
Sacks-- 3.0, Highsmith, Pitt. at Cin., 9/11 (OT)
Sacks-- 3.0, (15 times in Non-Overtime Games)
Scrimmage Yards-- 303, Jacobs, L.V. at Sea., 11/27 (OT), (Rush 33-229, Rec 6-74)
Scrimmage Yards-- 228, Henry, Tenn. at Hou., 10/30, (Rush 32-219, Rec 1-9)
Longest Punt-- 83, Anger, Dal. vs. Chi., 10/30
Punts-- 10, (4 times in Non-Overtime Games)
Field Goals Made-- 6, Bass, Buff. vs. Clev., 11/20, (6-6, 56 lg)
Longest Field Goal-- 62, Butker, K.C. vs. Buff., 10/16

WEEK 18 / THROUGH SUNDAY, JANUARY 8, 2023

300-Yard Passing Games

481, Burrow, CIN vs. ATL 10/23 (34-42, 3 TD)
469, Tagovailoa, MIA at BAL 09/18 (36-50, 6 TD)
460, Cousins, MIN vs. IND 12/17 (ot) (34-54, 4 TD)
446, Mahomes, KC vs. TEN 11/06 (ot) (43-68, 1 TD)
432, Brady, TB vs. CAR 01/01 (34-45, 3 TD)
425, Cousins, MIN at DET 12/11 (31-41, 2 TD)
424, Allen, BUF vs. PIT 10/09 (20-31, 4 TD)
423, Mahomes, KC at SF 10/23 (25-34, 3 TD)
400, Allen, BUF at MIA 09/25 (42-63, 2 TD)
389, Ryan, IND vs. JAX 10/16 (42-58, 3 TD)
385, Brady, TB vs. KC 10/02 (39-52, 3 TD)
382, Mac Jones, NE at MIN 11/24 (28-39, 2 TD)
382, Tagovailoa, MIA at DET 10/30 (29-36, 3 TD)
380, Hurts, PHI vs. TEN 12/04 (29-39, 3 TD)
378, Goff, DET vs. SEA 10/02 (26-39, 4 TD)
375, Burrow, CIN at NE 12/24 (40-52, 3 TD)
369, M. White, NYJ at MIN 12/04 (31-57, 0 TD)
368, Lawrence, JAX at TEN 12/11 (30-42, 3 TD)
367, G. Smith, SEA at LAR 12/04 (28-39, 3 TD)
367, Herbert, LAC vs. MIA 12/11 (39-51, 1 TD)
365, Stidham, LV vs. SF 01/01 (ot) (23-34, 3 TD)
361, Dalton, NO at ARI 10/20 (30-47, 4 TD)
360, Mahomes, KC at ARI 09/11 (30-39, 5 TD)
359, Wentz, WAS vs. TEN 10/09 (25-38, 2 TD)
357, Cousins, MIN at BUF 11/13 (ot) (30-50, 1 TD)
356, Ryan, IND vs. TEN 10/02 (27-37, 2 TD)
355, Goff, DET at CAR 12/24 (25-42, 3 TD)
355, Z. Wilson, NYJ vs. NE 10/30 (20-41, 2 TD)
355, Burrow, CIN at PIT 11/20 (24-39, 4 TD)
355, Minshew, PHI at DAL 12/24 (24-40, 2 TD)
353, J. Winston, NO at CAR 09/25 (25-41, 1 TD)
352, Ryan, IND at HOU 09/11 (ot) (32-50, 1 TD)
352, Mahomes, KC at DEN 12/11 (28-42, 3 TD)
351, Brady, TB vs. ATL 10/09 (35-52, 1 TD)
347, Prescott, DAL vs. PHI 12/24 (27-35, 3 TD)
341, Jones, NYG vs. DET 11/20 (27-44, 1 TD)
341, Darnold, CAR at TB 01/01 (23-37, 3 TD)
340, Hurts, PHI at WAS 09/25 (22-35, 3 TD)
340, Wilson, DEN at SEA 09/12 (29-42, 1 TD)
340, Herbert, LAC at HOU 10/02 (27-39, 2 TD)
340, Goff, DET vs. JAX 12/04 (31-41, 2 TD)
338, Burrow, CIN vs. PIT 09/11 (ot) (33-53, 2 TD)
338, Mahomes, KC vs. BUF 10/16 (25-40, 2 TD)
337, Wentz, WAS at DET 09/18 (30-46, 3 TD)
336, Mahomes, KC at HOU 12/18 (ot) (36-41, 2 TD)
335, Herbert, LAC at LV 12/04 (28-47, 1 TD)
334, Herbert, LAC at KC 09/15 (33-48, 3 TD)
334, Jones, NYG at MIN 12/24 (30-42, 1 TD)
333, Tannehill, TEN at GB 11/17 (22-27, 2 TD)
333, Hurts, PHI vs. MIN 09/19 (26-31, 1 TD)
331, Mahomes, KC vs. JAX 11/13 (26-35, 4 TD)
330, Allen, BUF vs. MIN 11/13 (ot) (29-43, 1 TD)
330, Goff, DET vs. MIN 12/11 (27-39, 3 TD)
329, Bridgewater, MIA vs. MIN 10/16 (23-34, 2 TD)
329, Allen, BUF at KC 10/16 (27-40, 3 TD)
329, Mahomes, KC at LAC 11/20 (20-34, 3 TD)
328, Mahomes, KC vs. DEN 01/01 (29-42, 3 TD)
328, G. Smith, SEA vs. LV 11/27 (ot) (27-37, 2 TD)
327, Pickett, PIT at BUF 10/09 (34-52, 0 TD)
326, Murray, ARI at MIN 10/30 (31-44, 3 TD)
325, Brady, TB vs. BAL 10/27 (26-44, 1 TD)
325, G. Smith, SEA vs. ATL 09/25 (32-44, 2 TD)
324, Brissett, CLE at BUF 11/20 (28-41, 3 TD)
321, Lawrence, JAX vs. BAL 11/27 (29-37, 3 TD)
321, Mac Jones, NE vs. BAL 09/25 (22-32, 0 TD)
321, Goff, DET vs. MIA 10/30 (27-37, 1 TD)
320, G. Smith, SEA at DET 10/02 (23-30, 2 TD)
320, Mahomes, KC vs. LAR 11/27 (27-42, 1 TD)
319, Mills, HOU at NYG 11/13 (22-37, 1 TD)
318, Lawrence, JAX vs. DAL 12/18 (ot) (27-42, 4 TD)
318, L. Jackson, BAL vs. MIA 09/18 (21-29, 3 TD)
317, Allen, BUF vs. TEN 09/19 (26-38, 4 TD)
317, Walker, CAR at ATL 10/30 (ot) (19-36, 1 TD)
317, Z. Wilson, NYJ vs. DET 12/18 (18-35, 2 TD)
315, M. White, NYJ vs. CHI 11/27 (22-28, 3 TD)
315, Hurts, PHI at CHI 12/18 (22-37, 0 TD)

314, Murray, ARI vs. LAR 09/25 (37-58, 0 TD)
313, Herbert, LAC vs. TEN 12/18 (28-42, 0 TD)
313, Wentz, WAS vs. JAX 09/11 (27-41, 4 TD)
312, Brady, TB vs. CIN 12/18 (30-44, 3 TD)
310, Lawrence, JAX vs. NYG 10/23 (22-43, 0 TD)
310, Tagovailoa, MIA vs. GB 12/25 (16-25, 1 TD)
309, Zappe, NE at CLE 10/16 (24-34, 2 TD)
309, Flacco, NYJ vs. BAL 09/11 (37-59, 1 TD)
308, Stafford, LAR vs. DAL 10/09 (28-42, 1 TD)
307, Flacco, NYJ at CLE 09/18 (26-44, 4 TD)
307, Carr, LV at DEN 11/20 (ot) (23-37, 2 TD)
304, Allen, BUF vs. MIA 12/17 (25-40, 4 TD)
303, Garoppolo, SF vs. KC 10/23 (25-37, 2 TD)
303, Carr, LV at TEN 09/25 (26-44, 2 TD)
302, Mills, HOU at LV 10/23 (28-41, 2 TD)
302, Tagovailoa, MIA at CHI 11/06 (21-30, 3 TD)
300, Burrow, CIN at NO 10/16 (28-37, 3 TD)

WEEK 18 / THROUGH SUNDAY, JANUARY 8, 2023

100-Yard Receiving Games

223, Jefferson, MIN at DET 12/11 (11 rec., 0 TD)
207, Evans, TB vs. CAR 01/01 (10 rec., 3 TD)
193, Jefferson, MIN at BUF 11/13 (ot) (10 rec., 1 TD)
190, Hill, MIA at BAL 09/18 (11 rec., 2 TD)
188, Hill, MIA at DET 10/30 (12 rec., 0 TD)
184, Jefferson, MIN vs. GB 09/11 (9 rec., 2 TD)
181, Brown, PHI at CHI 12/18 (9 rec., 0 TD)
179, Hockenson, DET vs. SEA 10/02 (8 rec., 2 TD)
177, Hill, MIA vs. MIN 10/16 (12 rec., 0 TD)
177, Adams, LV vs. LAC 12/04 (8 rec., 2 TD)
171, Davis, BUF vs. PIT 10/09 (3 rec., 2 TD)
171, Waddle, MIA at BAL 09/18 (11 rec., 2 TD)
169, D. Smith, PHI at WAS 09/25 (8 rec., 1 TD)
162, G. Wilson, NYJ at MIN 12/04 (8 rec., 0 TD)
162, Engram, JAX at TEN 12/11 (11 rec., 2 TD)
160, Hill, MIA at CIN 09/29 (10 rec., 0 TD)
159, Hopkins, ARI at MIN 10/30 (12 rec., 1 TD)
158, Hollins, LV at TEN 09/25 (8 rec., 1 TD)
157, Osborn, MIN vs. IND 12/17 (ot) (10 rec., 1 TD)
156, Parker, NE vs. BAL 09/25 (5 rec., 0 TD)
156, Brown, PHI vs. PIT 10/30 (6 rec., 3 TD)
155, Brown, PHI at DET 09/11 (10 rec., 0 TD)
155, Boyd, CIN vs. ATL 10/23 (8 rec., 1 TD)
154, Jeudy, DEN vs. LAC 01/08 (5 rec., 0 TD)
154, Jefferson, MIN vs. CHI 10/09 (12 rec., 0 TD)
153, Adams, LV vs. SF 01/01 (ot) (7 rec., 2 TD)
152, Moore, CAR at ATL 10/30 (ot) (6 rec., 1 TD)
150, Lamb, DAL at GB 11/13 (ot) (11 rec., 2 TD)
149, Metcalf, SEA at DET 10/02 (7 rec., 0 TD)
148, Higgins, CIN at PIT 11/20 (9 rec., 0 TD)
148, Diggs, BUF vs. TEN 09/19 (12 rec., 3 TD)
148, Diggs, BUF at KC 10/16 (10 rec., 1 TD)
147, Olave, NO at CAR 09/25 (9 rec., 0 TD)
147, Jefferson, MIN at NO 10/02 (10 rec., 0 TD)
146, Adams, LV at JAX 11/06 (10 rec., 2 TD)
146, Hill, MIA at SF 12/04 (9 rec., 1 TD)
145, Z. Jones, JAX vs. BAL 11/27 (11 rec., 0 TD)
143, Hill, MIA at CHI 11/06 (7 rec., 1 TD)
143, Waddle, MIA vs. GB 12/25 (5 rec., 1 TD)
141, Adams, LV at DEN 11/20 (ot) (7 rec., 2 TD)
141, Adams, LV at LAC 09/11 (10 rec., 1 TD)
140, M. Brown, ARI vs. LAR 09/25 (14 rec., 0 TD)
139, Jefferson, MIN vs. NE 11/24 (9 rec., 1 TD)
134, Pittman, IND vs. JAX 10/16 (13 rec., 0 TD)
134, Williams, LAC at CLE 10/09 (10 rec., 0 TD)
133, Jefferson, MIN vs. NYG 12/24 (12 rec., 1 TD)
132, Chase, CIN at NO 10/16 (7 rec., 2 TD)
131, Cooper, CLE vs. CIN 10/31 (5 rec., 1 TD)
130, Chase, CIN vs. ATL 10/23 (8 rec., 2 TD)
129, Waddle, MIA vs. MIN 10/16 (6 rec., 0 TD)
129, Chase, CIN vs. PIT 09/11 (ot) (10 rec., 1 TD)
128, Robinson, BAL vs. CAR 11/20 (9 rec., 0 TD)
128, Diggs, BUF vs. MIN 11/13 (ot) (12 rec., 0 TD)
128, Kupp, LAR vs. BUF 09/08 (13 rec., 1 TD)
128, Lockett, SEA at LAR 12/04 (9 rec., 1 TD)
128, Higgins, CIN at NE 12/24 (8 rec., 1 TD)
128, McLaurin, WAS at PHI 11/14 (8 rec., 0 TD)
127, Metcalf, SEA at LAR 12/04 (8 rec., 1 TD)
127, Kupp, LAR at TB 11/06 (8 rec., 1 TD)
126, Adams, LV vs. IND 11/13 (9 rec., 1 TD)
126, D. Smith, PHI at CHI 12/18 (5 rec., 0 TD)
126, Lamb, DAL at JAX 12/18 (ot) (7 rec., 0 TD)
125, Kupp, LAR vs. DAL 10/09 (7 rec., 1 TD)
124, Ch. Moore, HOU at DAL 12/11 (10 rec., 0 TD)
124, Higgins, CIN vs. MIA 09/29 (7 rec., 1 TD)
124, Adams, LV at KC 10/10 (3 rec., 2 TD)
124, Smith-Schuster, KC at SF 10/23 (7 rec., 1 TD)
123, Jefferson, MIN vs. IND 12/17 (ot) (12 rec., 1 TD)
123, Evans, TB vs. BAL 10/27 (6 rec., 0 TD)
122, St. Brown, DET vs. BUF 11/24 (9 rec., 1 TD)
122, Kupp, LAR at SF 10/03 (14 rec., 0 TD)
122, Sutton, DEN vs. HOU 09/18 (7 rec., 0 TD)
122, Diggs, BUF at LAR 09/08 (8 rec., 1 TD)
121, Pittman, IND at HOU 09/11 (ot) (9 rec., 1 TD)
121, Kelce, KC at ARI 09/11 (8 rec., 1 TD)
120, Williams, LAC at HOU 10/02 (7 rec., 0 TD)

120, Godwin, TB vs. CAR 01/01 (9 rec., 0 TD)
120, Lamb, DAL vs. PHI 12/24 (10 rec., 2 TD)
120, Kittle, SF vs. WAS 12/24 (6 rec., 2 TD)
120, London, ATL vs. TB 01/08 (6 rec., 0 TD)
119, Westbrook-Ikhine, TEN vs. DEN 11/13 (5 rec., 2 TD)
119, Brown, PHI vs. TEN 12/04 (8 rec., 2 TD)
119, St. Brown, DET at CHI 11/13 (10 rec., 0 TD)
119, Chase, CIN vs. CLE 12/11 (10 rec., 1 TD)
117, Moore, CAR at TB 01/01 (6 rec., 1 TD)
117, Osborn, MIN at CHI 01/08 (5 rec., 0 TD)
117, Kirk, JAX at WAS 09/11 (6 rec., 0 TD)
117, Jeudy, DEN at LAR 12/25 (6 rec., 0 TD)
116, Lazard, GB vs. NE 10/02 (ot) (6 rec., 0 TD)
116, St. Brown, DET vs. WAS 09/18 (9 rec., 2 TD)
116, Williams, LAC vs. MIA 12/11 (6 rec., 1 TD)
115, Kelce, KC at LAC 11/20 (6 rec., 3 TD)
115, D. Smith, PHI vs. NO 01/01 (9 rec., 0 TD)
115, Jefferson, MIN at WAS 11/06 (7 rec., 1 TD)
115, G. Wilson, NYJ vs. NE 10/30 (6 rec., 0 TD)
115, Samuel, SF vs. LAR 10/03 (6 rec., 1 TD)
114, Landry, NO at ATL 09/11 (7 rec., 0 TD)
114, Higgins, CIN at TEN 11/27 (7 rec., 1 TD)
114, St. Brown, DET vs. JAX 12/04 (11 rec., 2 TD)
114, Peoples-Jones, CLE at CIN 12/11 (8 rec., 0 TD)
114, Waddle, MIA at BUF 12/17 (3 rec., 1 TD)
113, Smith-Schuster, KC vs. BUF 10/16 (5 rec., 1 TD)
113, Cooper, CLE at BUF 11/20 (8 rec., 2 TD)
113, Engram, JAX at NYJ 12/22 (7 rec., 0 TD)
113, Williams, LAC at KC 09/15 (8 rec., 1 TD)
113, McLaurin, WAS at IND 10/30 (6 rec., 0 TD)
113, D. Smith, PHI at DAL 12/24 (8 rec., 2 TD)
113, Kelce, KC vs. SEA 12/24 (6 rec., 0 TD)
112, McKinnon, KC at DEN 12/11 (7 rec., 2 TD)
111, Meyers, NE vs. DET 10/09 (7 rec., 1 TD)
111, Valdes-Scantling, KC at SF 10/23 (3 rec., 0 TD)
111, Burks, TEN at GB 11/17 (7 rec., 0 TD)
110, Agholor, NE at PIT 09/18 (6 rec., 1 TD)
110, Godwin, TB at CLE 11/27 (ot) (12 rec., 1 TD)
110, Watson, GB at PHI 11/27 (4 rec., 1 TD)
109, Pollard, DAL at MIN 11/20 (6 rec., 2 TD)
109, Hockenson, MIN vs. NYG 12/24 (13 rec., 2 TD)
109, Z. Jones, JAX vs. DAL 12/18 (ot) (6 rec., 3 TD)
108, Bateman, BAL vs. MIA 09/18 (4 rec., 1 TD)
108, Chark, DET at CAR 12/24 (4 rec., 0 TD)
108, Kupp, LAR vs. ATL 09/18 (11 rec., 2 TD)
108, Diggs, BUF vs. GB 10/30 (6 rec., 1 TD)
108, Kelce, KC vs. BUF 10/16 (8 rec., 0 TD)
107, Watson, GB vs. DAL 11/13 (ot) (4 rec., 3 TD)
107, Jefferson, MIN at MIA 10/16 (6 rec., 0 TD)
107, Lockett, SEA at SF 09/18 (9 rec., 0 TD)
106, Cooks, HOU at IND 01/08 (5 rec., 1 TD)
106, Waddle, MIA at DET 10/30 (8 rec., 2 TD)
106, Olave, NO at ARI 10/20 (7 rec., 0 TD)
106, Palmer, LAC at ATL 11/06 (8 rec., 0 TD)
106, Kelce, KC vs. TEN 11/06 (ot) (10 rec., 0 TD)
106, Palmer, LAC vs. KC 11/20 (8 rec., 2 TD)
106, Andrews, BAL at NYG 10/16 (7 rec., 1 TD)
106, Lamb, DAL vs. NYG 11/24 (6 rec., 0 TD)
105, Kelce, KC at HOU 12/18 (ot) (10 rec., 0 TD)
105, Kirk, JAX at KC 11/13 (9 rec., 2 TD)
105, Cooper, CLE at WAS 01/01 (3 rec., 2 TD)
105, McLaurin, WAS at NYG 12/04 (ot) (8 rec., 1 TD)
105, T. Smith, NO at CAR 09/25 (4 rec., 0 TD)
105, Brown, WAS vs. TEN 10/09 (2 rec., 2 TD)
105, Dotson, WAS vs. NYG 12/18 (4 rec., 1 TD)
105, Boyd, CIN at NYJ 09/25 (4 rec., 1 TD)
104, M. Jones, JAX vs. HOU 10/09 (7 rec., 0 TD)
104, Kirk, JAX at DET 12/04 (6 rec., 0 TD)
104, Watson, GB vs. DET 01/08 (5 rec., 0 TD)
104, Lockett, SEA at NO 10/09 (5 rec., 2 TD)
104, Andrews, BAL vs. MIA 09/18 (9 rec., 1 TD)
104, Allen, LAC at IND 12/26 (11 rec., 0 TD)
104, Diggs, BUF vs. NE 01/08 (7 rec., 1 TD)
103, Brown, PHI at DAL 12/24 (6 rec., 0 TD)
103, Likely, BAL at CIN 01/08 (8 rec., 0 TD)
103, Moore, CAR vs. DEN 11/27 (4 rec., 1 TD)
103, Hopkins, ARI vs. NO 10/20 (10 rec., 0 TD)
103, Hill, MIA vs. GB 12/25 (4 rec., 0 TD)
103, Dortch, ARI vs. SF 11/21 (9 rec., 0 TD)
103, Evans, TB vs. KC 10/02 (8 rec., 2 TD)
102, D. Smith, PHI vs. TEN 12/04 (5 rec., 1 TD)
102, Allen, LAC at DEN 01/08 (8 rec., 2 TD)

102, McLaurin, WAS vs. PHI 09/25 (6 rec., 0 TD)
102, Pickens, PIT vs. NYJ 10/02 (6 rec., 0 TD)
102, Jeudy, DEN at SEA 09/12 (4 rec., 1 TD)
102, Waddle, MIA vs. BUF 09/25 (4 rec., 0 TD)
102, G. Wilson, NYJ at CLE 09/18 (8 rec., 2 TD)
102, Diggs, BUF vs. PIT 10/09 (8 rec., 1 TD)
102, R. Anderson, CAR vs. CLE 09/11 (5 rec., 1 TD)
102, Olave, NO vs. LAR 11/20 (5 rec., 1 TD)
101, Cooper, CLE vs. PIT 09/22 (7 rec., 1 TD)
101, Aiyuk, SF at LV 01/01 (ot) (9 rec., 1 TD)
101, Cooper, CLE vs. NYJ 09/18 (9 rec., 1 TD)
101, Adams, LV vs. DEN 10/02 (9 rec., 0 TD)
100, Lamb, DAL at TEN 12/29 (11 rec., 0 TD)
100, Bre. Hall, NYJ vs. MIA 10/09 (2 rec., 0 TD)
100, W. Robinson, NYG vs. DET 11/20 (9 rec., 0 TD)
100, Bourne, NE vs. CIN 12/24 (6 rec., 1 TD)
100, Andrews, BAL vs. PIT 01/01 (9 rec., 0 TD)
100, Goedert, PHI at HOU 11/03 (8 rec., 1 TD)

WEEK 18 / THROUGH SUNDAY, JANUARY 8, 2023

100-Yard Rushing Games

229, Jacobs, LV at SEA 11/27 (ot) (33 att., 2 TD)
219, Henry, TEN at HOU 10/30 (32 att., 2 TD)
178, Fields, CHI vs. MIA 11/06 (15 att., 1 TD)
173, Ekeler, LAC at CLE 10/09 (16 att., 1 TD)
172, Stevenson, NE at LV 12/18 (19 att., 1 TD)
167, Walker, SEA at LAC 10/23 (23 att., 2 TD)
165, Foreman, CAR vs. DET 12/24 (21 att., 1 TD)
164, Barkley, NYG at TEN 09/11 (18 att., 1 TD)
161, Stevenson, NE vs. DET 10/09 (25 att., 0 TD)
161, Taylor, IND at HOU 09/11 (ot) (31 att., 1 TD)
157, Hurts, PHI vs. GB 11/27 (17 att., 0 TD)
157, Herbert, CHI vs. HOU 09/25 (20 att., 2 TD)
156, Etienne, JAX vs. DEN 10/30 (24 att., 1 TD)
154, Jacobs, LV at KC 10/10 (21 att., 1 TD)
153, Mixon, CIN vs. CAR 11/06 (22 att., 4 TD)
152, Barkley, NYG vs. HOU 11/13 (35 att., 1 TD)
151, Penny, SEA at DET 10/02 (17 att., 2 TD)
147, Fields, CHI vs. DET 11/13 (13 att., 2 TD)
147, Taylor, IND at LV 11/13 (22 att., 1 TD)
146, Barkley, NYG vs. CHI 10/02 (31 att., 0 TD)
144, Jacobs, LV vs. LAC 12/04 (26 att., 1 TD)
144, Sanders, PHI at NYG 12/11 (17 att., 2 TD)
144, Jacobs, LV vs. DEN 10/02 (28 att., 2 TD)
144, Jama. Williams, DET vs. CHI 01/01 (22 att., 1 TD)
144, Swift, DET vs. PHI 09/11 (15 att., 1 TD)
143, Sanders, PHI vs. GB 11/27 (21 att., 2 TD)
143, Jacobs, LV vs. HOU 10/23 (20 att., 3 TD)
143, A. Jones, GB at BUF 10/30 (20 att., 0 TD)
141, Patterson, ATL at SEA 09/25 (17 att., 1 TD)
141, Chubb, CLE at CAR 09/11 (22 att., 0 TD)
139, Pierce, HOU vs. PHI 11/03 (27 att., 0 TD)
139, Allgeier, ATL at NO 12/18 (17 att., 1 TD)
138, A. Jones, GB vs. DAL 11/13 (ot) (24 att., 1 TD)
136, Mostert, MIA at BUF 12/17 (17 att., 0 TD)
135, Allgeier, ATL vs. TB 01/08 (24 att., 0 TD)
134, Chubb, CLE vs. LAC 10/09 (17 att., 2 TD)
134, Sanders, PHI vs. JAX 10/02 (27 att., 2 TD)
133, Walker, SEA vs. NYJ 01/01 (23 att., 0 TD)
132, Fields, CHI at DET 01/01 (10 att., 0 TD)
132, A. Jones, GB vs. CHI 09/18 (15 att., 1 TD)
131, Pierce, HOU vs. LAC 10/02 (14 att., 1 TD)
131, Pollard, DAL vs. CHI 10/30 (14 att., 3 TD)
130, Murray, DEN vs. ARI 12/18 (24 att., 1 TD)
130, Foreman, CAR vs. ATL 11/10 (31 att., 1 TD)
128, Henry, TEN vs. IND 10/23 (30 att., 0 TD)
127, Fournette, TB at DAL 09/11 (21 att., 0 TD)
126, Henry, TEN vs. HOU 12/24 (23 att., 1 TD)
125, Dobbins, BAL at CLE 12/17 (13 att., 0 TD)
125, Hubbard, CAR vs. DET 12/24 (12 att., 0 TD)
123, C. Akers, LAR at LAC 01/01 (19 att., 0 TD)
122, Ekeler, LAC vs. LAR 01/01 (10 att., 2 TD)
122, Montgomery, CHI at GB 09/18 (15 att., 0 TD)
121, McCaffrey, SF at LV 01/01 (ot) (19 att., 1 TD)
121, Henry, TEN vs. JAX 12/11 (17 att., 1 TD)
120, Dobbins, BAL at PIT 12/11 (15 att., 1 TD)
120, Wilson, SF at CAR 10/09 (17 att., 1 TD)
120, Conner, ARI vs. LAC 11/27 (25 att., 0 TD)
120, Patterson, ATL vs. NO 09/11 (22 att., 1 TD)
119, J. Wilson, MIA vs. CLE 11/13 (17 att., 1 TD)
119, L. Jackson, BAL vs. MIA 09/18 (9 att., 1 TD)
119, Cook, MIN at BUF 11/13 (ot) (14 att., 1 TD)
119, McCaffrey, SF vs. TB 12/11 (14 att., 1 TD)
119, Drake, BAL at NYG 10/16 (10 att., 1 TD)
118, Foreman, CAR at ATL 10/30 (ot) (26 att., 3 TD)
118, C. Akers, LAR vs. DEN 12/25 (23 att., 3 TD)
118, Foreman, CAR vs. TB 10/23 (15 att., 0 TD)
118, Chubb, CLE at ATL 10/02 (19 att., 1 TD)
116, Chubb, CLE vs. TB 11/27 (ot) (26 att., 1 TD)
116, Bre. Hall, NYJ at GB 10/16 (20 att., 1 TD)
115, Henry, TEN at KC 11/06 (ot) (17 att., 2 TD)
115, Pollard, DAL at GB 11/13 (ot) (22 att., 1 TD)
114, Walker, SEA vs. LAR 01/08 (ot) (29 att., 0 TD)
114, Etienne, JAX vs. NYG 10/23 (14 att., 1 TD)
114, Henry, TEN at IND 10/02 (22 att., 1 TD)
114, Moss, IND vs. HOU 01/08 (18 att., 1 TD)
113, Foreman, CAR vs. DEN 11/27 (24 att., 0 TD)

113, Mostert, MIA at NYJ 10/09 (18 att., 1 TD)
113, Chubb, CLE vs. PIT 09/22 (23 att., 1 TD)
112, Hill, NO vs. SEA 10/09 (9 att., 3 TD)
111, Cook, MIN vs. ARI 10/30 (20 att., 1 TD)
111, Harris, PIT at BAL 01/01 (22 att., 0 TD)
111, A. Jones, GB vs. MIN 01/01 (14 att., 0 TD)
110, A. Jones, GB vs. NE 10/02 (ot) (16 att., 0 TD)
110, Barkley, NYG at JAX 10/23 (24 att., 0 TD)
109, Etienne, JAX vs. LV 11/06 (28 att., 2 TD)
109, Henry, TEN at JAX 01/07 (30 att., 0 TD)
109, Jacobs, LV at DEN 11/20 (ot) (24 att., 0 TD)
109, Walker, SEA at ARI 11/06 (26 att., 2 TD)
108, Etienne, JAX at HOU 01/01 (9 att., 1 TD)
108, McCaffrey, SF at SEA 12/15 (26 att., 1 TD)
108, Jama. Williams, DET vs. SEA 10/02 (19 att., 2 TD)
108, McCaffrey, CAR vs. NO 09/25 (25 att., 0 TD)
107, Jones, NYG at JAX 10/23 (11 att., 1 TD)
107, Kamara, NO vs. CAR 01/08 (23 att., 0 TD)
107, Pacheco, KC at LAC 11/20 (15 att., 0 TD)
107, L. Jackson, BAL at NE 09/25 (11 att., 1 TD)
107, Walker, SEA at KC 12/24 (26 att., 0 TD)
106, Singletary, BUF at CHI 12/24 (12 att., 1 TD)
106, Perine, CIN vs. KC 12/04 (21 att., 0 TD)
105, R. White, TB vs. SEA 11/13 (22 att., 0 TD)
105, Robinson, WAS vs. ATL 11/27 (18 att., 0 TD)
105, Pollard, DAL at NYG 09/26 (13 att., 0 TD)
104, C. Akers, LAR at SEA 01/08 (ot) (21 att., 0 TD)
104, Henry, TEN at LAC 12/18 (21 att., 1 TD)
104, Chubb, CLE at WAS 01/01 (14 att., 0 TD)
103, Murray, DEN vs. LAC 01/08 (15 att., 1 TD)
103, Kamara, NO vs. SEA 10/09 (23 att., 0 TD)
103, Etienne, JAX vs. DAL 12/18 (ot) (19 att., 0 TD)
102, McCaffrey, CAR at NYG 09/18 (15 att., 0 TD)
102, Henry, TEN at WAS 10/09 (28 att., 2 TD)
101, Chubb, CLE vs. CIN 10/31 (23 att., 2 TD)
100, J. Robinson, JAX at LAC 09/25 (17 att., 1 TD)
100, Murray, ARI at SEA 10/16 (10 att., 0 TD)

WEEK 18 / THROUGH SUNDAY, JANUARY 8, 2023

AFC / LEADING PASSERS

Player, Team	Att	Comp	Pct		Avg		Pct			Pct Rating	
			Comp	Yds	Gain	TD	TD	Long	Int	Int	Points
Tagovailoa, Mia.	400	259	64.8	3548	8.87	25	6.3	84t	8	2.0	105.5
Mahomes, K.C.	648	435	67.1	5250	8.10	41	6.3	67	12	1.9	105.2
Burrow, Cin.	606	414	68.3	4475	7.38	35	5.8	60t	12	2.0	100.8
Allen, Buf.	567	359	63.3	4283	7.55	35	6.2	98t	14	2.5	96.6
Lawrence, Jac.	584	387	66.3	4113	7.04	25	4.3	59t	8	1.4	95.2
Tannehill, Ten.	325	212	65.2	2536	7.80	13	4.0	69	6	1.8	94.6
Herbert, LA-C	699	477	68.2	4739	6.78	25	3.6	55	10	1.4	93.2
L. Jackson, Bal.	326	203	62.3	2242	6.88	17	5.2	75t	7	2.1	91.1
Brissett, Cle.	369	236	64.0	2608	7.07	12	3.3	55	6	1.6	88.9
Carr, L.V.	502	305	60.8	3522	7.02	24	4.8	60	14	2.8	86.3
Mac Jones, N.E.	442	288	65.2	2997	6.78	14	3.2	48t	11	2.5	84.8
Wilson, Den.	483	292	60.5	3524	7.30	16	3.3	67t	11	2.3	84.4
Ryan, Ind.	461	309	67.0	3057	6.63	14	3.0	45	13	2.8	83.9
Mills, Hou.	479	292	61.0	3118	6.51	17	3.5	58	15	3.1	78.8
*Pickett, Pit.	389	245	63.0	2404	6.18	7	1.8	57	9	2.3	76.7
Z. Wilson, NY-J	242	132	54.5	1688	6.98	6	2.5	79	7	2.9	72.8

AFC / LEADING PASSERS, RANKS

Player, Team	Att	Comp	Pct		Avg		Pct			Pct Rating	
			Comp	Yds	Gain	TD	TD	Long	Int	Int	Points
Tagovailoa, Mia.	11	11	8	6	1	4t	2		5t	7	1
Mahomes, K.C.	2	2	3	1	2	1	1		11t	5	2
Burrow, Cin.	3	3	1	3	5	2t	4		11t	6	3
Allen, Buf.	5	5	10	4	4	2t	3		14t	11	4
Lawrence, Jac.	4	4	5	5	8	4t	7		5t	1	5
Tannehill, Ten.	15	14	6	13	3	13	8		1t	4	6
Herbert, LA-C	1	1	2	2	13	4t	9		8	2	7
L. Jackson, Bal.	14	15	12	15	11	8t	5		3t	8	8
Brissett, Cle.	13	13	9	12	7	14	12		1t	3	9
Carr, L.V.	6	7	14	8	9	7	6		14t	13	10
Mac Jones, N.E.	10	10	7	11	12	11t	13		9t	12	11
Wilson, Den.	7	8t	15	7	6	10	11		9t	9	12
Ryan, Ind.	9	6	4	10	14	11t	14		13	14	13
Mills, Hou.	8	8t	13	9	15	8t	10		16	16	14
*Pickett, Pit.	12	12	11	14	16	15t	16		7	10	15
Z. Wilson, NY-J	16	16	16	16	10	17	15		3t	15	16

WEEK 18 / THROUGH SUNDAY, JANUARY 8, 2023**AFC / FOURTH-QUARTER PASSING LEADERS**

Rank	Player, Team	Att	Comp	Comp%	Yards	YPA	TD	TD%	Int	Int%	Rating
1)	Burrow, Cin.	131	92	70.2	1041	7.95	11	8.4	2	1.5	115.3
2)	Trubisky, Pit.	42	24	57.1	305	7.26	3	7.1	0	0.0	103.8
3)	Z. Wilson, NY-J	59	37	62.7	490	8.31	3	5.1	1	1.7	98.8
4)	Tannehill, Ten.	71	50	70.4	557	7.85	2	2.8	1	1.4	97.0
5)	Tagovailoa, Mia.	82	53	64.6	693	8.45	5	6.1	3	3.7	96.2
6)	Mahomes, K.C.	124	82	66.1	1028	8.29	6	4.8	6	4.8	87.7
7)	Lawrence, Jac.	144	89	61.8	886	6.15	7	4.9	3	2.1	86.7
8)	Herbert, LA-C	186	126	67.7	1093	5.88	7	3.8	4	2.2	86.6
9)	Ryan, Ind.	135	89	65.9	927	6.87	5	3.7	4	3.0	85.6
10)	Allen, Buf.	115	67	58.3	858	7.46	6	5.2	4	3.5	84.6
11)	Brissett, Cle.	105	64	61.0	738	7.03	4	3.8	3	2.9	83.0
12)	Flacco, NY-J	74	43	58.1	378	5.11	3	4.1	1	1.4	79.7
13)	Stidham, L.V.	42	25	59.5	280	6.67	1	2.4	1	2.4	77.5
14)	Wilson, Den.	132	76	57.6	935	7.08	4	3.0	4	3.0	77.1
15)	Mac Jones, N.E.	130	77	59.2	847	6.52	4	3.1	4	3.1	76.0
16)	Watson, Cle.	50	26	52.0	274	5.48	2	4.0	1	2.0	73.3
17)	L. Jackson, Bal.	64	41	64.1	502	7.84	2	3.1	4	6.3	72.5
18)	Carr, L.V.	151	78	51.7	973	6.44	6	4.0	5	3.3	71.4
19)	*Pickett, Pit.	120	74	61.7	799	6.66	2	1.7	5	4.2	69.4
20)	Mills, Hou.	166	96	57.8	1121	6.75	4	2.4	7	4.2	68.9
21)	M. White, NY-J	61	32	52.5	364	5.97	0	0.0	2	3.3	57.0
22)	*Thompson, Mia.	47	23	48.9	241	5.13	1	2.1	2	4.3	53.6

AFC / THIRD-DOWN PASSING LEADERS

Rank	Player, Team	Att	Comp	Comp%	Yards	YPA	TD	TD%	Int	Int%	Rating
1)	Tagovailoa, Mia.	106	69	65.1	996	9.40	11	10.4	0	0.0	130.1
2)	Burrow, Cin.	146	101	69.2	1078	7.38	12	8.2	2	1.4	112.2
3)	Mahomes, K.C.	143	85	59.4	1419	9.92	13	9.1	6	4.2	105.8
4)	Allen, Buf.	118	67	56.8	990	8.39	9	7.6	4	3.4	95.7
5)	Lawrence, Jac.	146	89	61.0	1023	7.01	7	4.8	1	0.7	95.2
6)	Herbert, LA-C	180	116	64.4	1258	6.99	7	3.9	3	1.7	90.9
7)	Tannehill, Ten.	94	57	60.6	622	6.62	4	4.3	1	1.1	89.9
8)	Carr, L.V.	136	80	58.8	1019	7.49	7	5.1	4	2.9	87.2
9)	Mac Jones, N.E.	112	65	58.0	887	7.92	6	5.4	5	4.5	82.7
10)	*Pickett, Pit.	112	67	59.8	777	6.94	3	2.7	2	1.8	82.3
11)	Wilson, Den.	130	72	55.4	1018	7.83	4	3.1	3	2.3	81.5
12)	Ryan, Ind.	117	82	70.1	724	6.19	3	2.6	4	3.4	80.6
13)	Brissett, Cle.	100	61	61.0	775	7.75	1	1.0	2	2.0	80.2
14)	L. Jackson, Bal.	81	41	50.6	433	5.35	5	6.2	3	3.7	71.7
15)	Mills, Hou.	133	73	54.9	754	5.67	4	3.0	8	6.0	56.4

WEEK 18 / THROUGH SUNDAY, JANUARY 8, 2023**AFC / LEADING RUSHERS**

Rank	Player, Team	Att	Yards	Avg	Long	TD
1)	Jacobs, L.V.	340	1653	4.9	86t	12
2)	Henry, Ten.	349	1538	4.4	56	13
3)	Chubb, Cle.	302	1525	5.0	41t	12
4)	Etienne, Jac.	220	1125	5.1	62t	5
5)	Stevenson, N.E.	210	1040	5.0	49	5
6)	Harris, Pit.	272	1034	3.8	36	7
7)	*Pierce, Hou.	220	939	4.3	75t	4
8)	Ekeler, LA-C	204	915	4.5	72t	13
9)	Mostert, Mia.	181	891	4.9	67	3
10)	Taylor, Ind.	192	861	4.5	66t	4
11)	J. Wilson, S.F.-Mia.	176	860	4.9	41	5
12)	*Pacheco, K.C.	170	830	4.9	31	5
13)	Singleton, Buf.	177	819	4.6	33t	5
14)	Mixon, Cin.	210	814	3.9	40	7
15)	L. Jackson, Bal. (QB)	112	764	6.8	79t	3
16)	Allen, Buf. (QB)	124	762	6.1	44	7
17)	Murray, N.O.-Den.	171	760	4.4	52	6
18)	Dobbins, Bal.	92	520	5.7	44	2
19)	*Cook, Buf.	89	507	5.7	33	2
20)	Drake, Bal.	109	482	4.4	40	4
21)	Hunt, Cle.	123	468	3.8	24t	3
22)	*Bre. Hall, NY-J	80	463	5.8	62t	4
23)	D. Harris, N.E.	106	462	4.4	30	3
24)	Moss, Buf.-Ind.	93	456	4.9	43	1
25)	Edwards, Bal.	87	433	5.0	37	3
26)	Robinson, Jac.-NY-J	110	425	3.9	50t	3
27)	Michael Carter, NY-J	114	402	3.5	25	3
28)	Perine, Cin.	95	394	4.1	29	2
29)	*Warren, Pit.	77	379	4.9	31	1
30)	Mahomes, K.C. (QB)	61	358	5.9	20	4
31)	Gordon, Den.-K.C.	90	318	3.5	17	2
32)	Edwards-Helaire, K.C.	71	302	4.3	52	3
33)	*Knight, NY-J	85	300	3.5	48	1
34t)	Lawrence, Jac. (QB)	62	291	4.7	24	5
34t)	McKinnon, K.C.	72	291	4.0	30	1
36)	Kelley, LA-C	69	287	4.2	22	2
37)	Henderson, LA-R-Jac.	70	283	4.0	23	3
38)	Wilson, Den. (QB)	55	277	5.0	19	3
39)	Hill, Bal.	49	262	5.3	34	0
40)	Burrow, Cin. (QB)	75	257	3.4	23	5
41)	Edmonds, Mia.-Den.	68	245	3.6	28	2
42)	Brissett, Cle. (QB)	49	243	5.0	22	2
43)	*Pickett, Pit. (QB)	55	237	4.3	23	3
44)	Jackson, Ind.	68	236	3.5	17	1
45)	J. Williams, Den.	47	204	4.3	17	0
46)	Hasty, Jac.	46	194	4.2	61t	2
47)	Watson, Cle. (QB)	36	175	4.9	21	1
48)	T. Johnson, NY-J	30	160	5.3	32t	1
49)	Herbert, LA-C (QB)	54	147	2.7	23	0
50)	Hilliard, Ten.	22	145	6.6	30	0

AFC / THIRD-AND-ONE RUSHING LEADERS

Rank	Player, Team	Att	FD	Pct
1t)	Herbert, LA-C	8	8	100.0
1t)	*Pickett, Pit.	7	7	100.0
1t)	Michel, LA-C	5	5	100.0
4)	Allen, Buf.	11	10	90.9
5)	Lawrence, Jac.	9	8	88.9
6t)	Brissett, Cle.	8	7	87.5
6t)	D. Watt, Pit.	8	7	87.5
8)	L. Jackson, Bal.	6	5	83.3
9)	Singleton, Buf.	11	9	81.8
10t)	Henry, Ten.	10	8	80.0
10t)	Mixon, Cin.	10	8	80.0
10t)	Ricard, Bal.	5	4	80.0
10t)	Wilson, Den.	5	4	80.0
14)	Stevenson, N.E.	7	5	71.4
15)	Jacobs, L.V.	10	7	70.0
16t)	*Pierce, Hou.	12	8	66.7
16t)	Etienne, Jac.	9	6	66.7
16t)	Murray, N.O.-Den.	9	6	66.7
19)	Ekeler, LA-C	11	7	63.6
20)	Burrow, Cin.	7	4	57.1
21)	Taylor, Ind.	13	7	53.8

WEEK 18 / THROUGH SUNDAY, JANUARY 8, 2023

AFC / LEADERS IN RECEPTIONS

Rank	Player, Team	Rec	Yards	Avg	Long	TD
1)	Hill, Mia.	119	1710	14.4	64	7
2)	Kelce, K.C. (TE)	110	1338	12.2	52	12
3)	Diggs, Buf.	108	1429	13.2	53t	11
4)	Ekeler, LA-C (RB)	107	722	6.7	23	5
5)	Adams, L.V.	100	1516	15.2	60t	14
6)	Pittman, Ind.	99	925	9.3	28	4
7)	Chase, Cin.	87	1046	12.0	60t	9
8)	D. Johnson, Pit.	86	882	10.3	37	0
9)	Kirk, Jac.	84	1108	13.2	49	8
10)	*G. Wilson, NY-J	83	1103	13.3	60	4
11)	Z. Jones, Jac.	82	823	10.0	59t	5
12t)	Cooper, Cle.	78	1160	14.9	55	9
12t)	Smith-Schuster, K.C.	78	933	12.0	53	3
14)	Waddle, Mia.	75	1356	18.1	84t	8
15)	Higgins, Cin.	74	1029	13.9	59t	7
16t)	Andrews, Bal. (TE)	73	847	11.6	36	5
16t)	Engram, Jac. (TE)	73	766	10.5	36	4
18)	Palmer, LA-C	72	769	10.7	50t	3
19)	Stevenson, N.E. (RB)	69	421	6.1	40	1
20t)	Jeudy, Den.	67	972	14.5	67t	6
20t)	Meyers, N.E.	67	804	12.0	48t	6
22)	Allen, LA-C	66	752	11.4	46	4
23)	Sutton, Den.	64	829	13.0	51	2
24t)	Williams, LA-C	63	895	14.2	55	4
24t)	Freiermuth, Pit. (TE)	63	732	11.6	57	2
24t)	Campbell, Ind.	63	623	9.9	49	3
27)	Peoples-Jones, Cle.	61	839	13.8	42	3
28)	Mixon, Cin. (RB)	60	441	7.4	35	2
29t)	Boyd, Cin.	58	762	13.1	60t	5
29t)	Njoku, Cle. (TE)	58	628	10.8	38	4
29t)	Everett, LA-C (TE)	58	555	9.6	26	4
29t)	Conklin, NY-J (TE)	58	552	9.5	30	3
33t)	Cooks, Hou.	57	699	12.3	44	3
33t)	Hollins, L.V.	57	690	12.1	60	4
35)	McKinnon, K.C. (RB)	56	512	9.1	56t	9
36t)	Woods, Ten.	53	527	9.9	41	2
36t)	Jacobs, L.V. (RB)	53	400	7.5	43	0
38t)	*Pickens, Pit.	52	801	15.4	42	4
38t)	Hurst, Cin. (TE)	52	414	8.0	29	2
40t)	Davis, Buf.	48	836	17.4	98t	7
40t)	Ch. Moore, Hou.	48	548	11.4	52	2
40t)	Knox, Buf. (TE)	48	517	10.8	45	6
40t)	Robinson, Bal.	48	458	9.5	31	2
44t)	Carter, LA-C	46	538	11.7	35	3
44t)	M. Jones, Jac.	46	529	11.5	37	3
46t)	Valdes-Scantling, K.C.	42	687	16.4	57	2
46t)	McKenzie, Buf.	42	423	10.1	30	4
48t)	*Pierce, Ind.	41	593	14.5	47	2
48t)	Henry, N.E. (TE)	41	509	12.4	39	2
48t)	Hooper, Ten. (TE)	41	444	10.8	24	2
48t)	Michael Carter, NY-J (RB)	41	288	7.0	37	0
48t)	Harris, Pit. (RB)	41	229	5.6	19	3

WEEK 18 / THROUGH SUNDAY, JANUARY 8, 2023**AFC / RECEIVING YARDAGE LEADERS**

Rank	Player, Team	Yards	Rec	Avg	Long	TD
1)	Hill, Mia.	1710	119	14.4	64	7
2)	Adams, L.V.	1516	100	15.2	60t	14
3)	Diggs, Buf.	1429	108	13.2	53t	11
4)	Waddle, Mia.	1356	75	18.1	84t	8
5)	Kelce, K.C. (TE)	1338	110	12.2	52	12
6)	Cooper, Cle.	1160	78	14.9	55	9
7)	Kirk, Jac.	1108	84	13.2	49	8
8)	*G. Wilson, NY-J	1103	83	13.3	60	4
9)	Chase, Cin.	1046	87	12.0	60t	9
10)	Higgins, Cin.	1029	74	13.9	59t	7
11)	Jeudy, Den.	972	67	14.5	67t	6
12)	Smith-Schuster, K.C.	933	78	12.0	53	3
13)	Pittman, Ind.	925	99	9.3	28	4
14)	Williams, LA-C	895	63	14.2	55	4
15)	D. Johnson, Pit.	882	86	10.3	37	0
16)	Andrews, Bal. (TE)	847	73	11.6	36	5
17)	Peoples-Jones, Cle.	839	61	13.8	42	3
18)	Davis, Buf.	836	48	17.4	98t	7
19)	Sutton, Den.	829	64	13.0	51	2
20)	Z. Jones, Jac.	823	82	10.0	59t	5
21)	Meyers, N.E.	804	67	12.0	48t	6
22)	*Pickens, Pit.	801	52	15.4	42	4
23)	Palmer, LA-C	769	72	10.7	50t	3
24)	Engram, Jac. (TE)	766	73	10.5	36	4
25)	Boyd, Cin.	762	58	13.1	60t	5
26)	Allen, LA-C	752	66	11.4	46	4
27)	Freiermuth, Pit. (TE)	732	63	11.6	57	2
28)	Ekeler, LA-C (RB)	722	107	6.7	23	5
29)	Cooks, Hou.	699	57	12.3	44	3
30)	Hollins, L.V.	690	57	12.1	60	4
31)	Valdes-Scantling, K.C.	687	42	16.4	57	2
32)	Njoku, Cle. (TE)	628	58	10.8	38	4
33)	Campbell, Ind.	623	63	9.9	49	3
34)	*Pierce, Ind.	593	41	14.5	47	2
35)	Everett, LA-C (TE)	555	58	9.6	26	4
36)	Conklin, NY-J (TE)	552	58	9.5	30	3
37)	Ch. Moore, Hou.	548	48	11.4	52	2
38)	Parker, N.E.	539	31	17.4	43	3
39)	Carter, LA-C	538	46	11.7	35	3
40)	C. Davis, NY-J	536	32	16.8	66t	2
41)	M. Jones, Jac.	529	46	11.5	37	3
42)	Woods, Ten.	527	53	9.9	41	2
43)	Knox, Buf. (TE)	517	48	10.8	45	6
44)	McKinnon, K.C. (RB)	512	56	9.1	56t	9
45)	Henry, N.E. (TE)	509	41	12.4	39	2
46)	Akins, Hou. (TE)	495	37	13.4	46	5
47)	N. Collins, Hou.	481	37	13.0	58	2
48)	Robinson, Bal.	458	48	9.5	31	2
49)	*Okonkwo, Ten. (TE)	450	32	14.1	48	3
50)	Moore, NY-J	446	37	12.1	42	1

WEEK 18 / THROUGH SUNDAY, JANUARY 8, 2023

AFC / THIRD-DOWN RECEIVING LEADERS

Rank	Player, Team	Rec	Yards	Avg	Long	TD
1t)	Hill, Mia.	30	458	15.3	60t	4
1t)	Pittman, Ind.	30	216	7.2	24	1
3t)	Adams, L.V.	27	479	17.7	60t	3
3t)	Cooper, Cle.	27	458	17.0	53	2
3t)	*G. Wilson, NY-J	27	315	11.7	54	3
6)	Waddle, Mia.	26	429	16.5	67t	2
7t)	Kelce, K.C. (TE)	24	337	14.0	34	3
7t)	Chase, Cin.	24	222	9.3	26t	2
9t)	Meyers, N.E.	22	330	15.0	48t	2
9t)	Conklin, NY-J (TE)	22	235	10.7	30	3
11)	Ekeler, LA-C (RB)	20	113	5.7	16	0
12t)	Smith-Schuster, K.C.	19	336	17.7	53	3
12t)	*Pickens, Pit.	19	335	17.6	38	2
12t)	Sutton, Den.	19	287	15.1	35	1
12t)	Allen, LA-C	19	244	12.8	46	1
12t)	Z. Jones, Jac.	19	231	12.2	29	1
12t)	Hurst, Cin. (TE)	19	141	7.4	20	1
12t)	Burkhead, Hou. (RB)	19	106	5.6	17	0
19t)	Kirk, Jac.	18	249	13.8	45	2
19t)	Freiermuth, Pit. (TE)	18	237	13.2	57	1
19t)	Palmer, LA-C	18	237	13.2	45	0
19t)	D. Johnson, Pit.	18	204	11.3	32	0
19t)	Boyd, Cin.	18	203	11.3	56t	3
19t)	Engram, Jac. (TE)	18	188	10.4	23	2
19t)	Abdullah, L.V. (RB)	18	178	9.9	23	1
26t)	Jeudy, Den.	17	304	17.9	67t	1
26t)	Andrews, Bal. (TE)	17	206	12.1	36	2
26t)	Everett, LA-C (TE)	17	190	11.2	25	3
26t)	Woods, Ten.	17	156	9.2	17	1
30t)	Diggs, Buf.	16	275	17.2	53t	2
30t)	Campbell, Ind.	16	197	12.3	49	1
32t)	Peoples-Jones, Cle.	15	225	15.0	42	2
32t)	McKinnon, K.C. (RB)	15	186	12.4	56t	3
32t)	Njoku, Cle. (TE)	15	136	9.1	33	0
35)	Hooper, Ten. (TE)	14	136	9.7	19	0
36t)	Williams, LA-C	13	196	15.1	26	1
36t)	Etienne, Jac. (RB)	13	138	10.6	30	0
36t)	Carter, LA-C	13	128	9.8	23	0
36t)	Renfrow, L.V.	13	121	9.3	16	2
36t)	McKenzie, Buf.	13	112	8.6	19t	2
36t)	Perine, Cin. (RB)	13	98	7.5	15	1
36t)	*Warren, Pit. (RB)	13	88	6.8	14	0
43t)	Davis, Buf.	12	298	24.8	98t	3
43t)	Hollins, L.V.	12	182	15.2	23	0
43t)	Akins, Hou. (TE)	12	168	14.0	39	2
43t)	Moore, NY-J	12	163	13.6	42	1
43t)	*Pierce, Ind.	12	160	13.3	32t	1
43t)	Henry, N.E. (TE)	12	158	13.2	31t	1
43t)	Stevenson, N.E. (RB)	12	99	8.3	22	0
43t)	*Likely, Bal. (TE)	12	98	8.2	17	0
43t)	Hunt, Cle. (RB)	12	84	7.0	24	0

WEEK 18 / THROUGH SUNDAY, JANUARY 8, 2023

AFC / LEADING SCORERS, NONKICKERS

Rank	Player, Team	TD	Rush	Rec	Ret	X2	Pts
1)	Ekeler, LA-C (RB)	18	13	5	0	0	108
2)	Adams, L.V. (WR)	14	0	14	0	0	84
3)	Chubb, Cle. (RB)	13	12	1	0	1	80
4)	Henry, Ten. (RB)	13	13	0	0	0	78
5)	Kelce, K.C. (TE)	12	0	12	0	1	74
6)	Jacobs, L.V. (RB)	12	12	0	0	0	72
7)	Diggs, Buf. (WR)	11	0	11	0	0	66
8)	McKinnon, K.C. (RB)	10	1	9	0	1	62
9)	Harris, Pit. (RB)	10	7	3	0	0	60
10t)	Chase, Cin. (WR)	9	0	9	0	0	54
10t)	Cooper, Cle. (WR)	9	0	9	0	0	54
10t)	Hill, Mia. (WR)	9	1	7	1	0	54
10t)	Mixon, Cin. (RB)	9	7	2	0	0	54
14t)	Kirk, Jac. (WR)	8	0	8	0	0	48
14t)	Waddle, Mia. (WR)	8	0	8	0	0	48
16t)	Allen, Buf. (QB)	7	7	0	0	1	44
16t)	Higgins, Cin. (WR)	7	0	7	0	1	44
18)	Davis, Buf. (WR)	7	0	7	0	0	42
19t)	Meyers, N.E. (WR)	6	0	6	0	1	38
19t)	Murray, N.O.-Den. (RB)	6	6	0	0	1	38
21t)	Edwards-Helaire, K.C. (RB)	6	3	3	0	0	36
21t)	Hardman, K.C. (WR)	6	2	4	0	0	36
21t)	Jeudy, Den. (WR)	6	0	6	0	0	36
21t)	Knox, Buf. (TE)	6	0	6	0	0	36
21t)	Perine, Cin. (RB)	6	2	4	0	0	36
21t)	Singletary, Buf. (RB)	6	5	1	0	0	36
21t)	Stevenson, N.E. (RB)	6	5	1	0	0	36
21t)	J. Wilson, S.F.-Mia. (RB)	6	5	1	0	0	36
29t)	Akins, Hou. (TE)	5	0	5	0	1	32
29t)	Andrews, Bal. (TE)	5	0	5	0	1	32
29t)	Boyd, Cin. (WR)	5	0	5	0	1	32
29t)	Etienne, Jac. (RB)	5	5	0	0	1	32
29t)	Z. Jones, Jac. (WR)	5	0	5	0	1	32
29t)	*Pickens, Pit. (WR)	5	1	4	0	1	32
35t)	Burrow, Cin. (QB)	5	5	0	0	0	30
35t)	Drake, Bal. (RB)	5	4	1	0	0	30
35t)	Duvernay, Bal. (WR)	5	1	3	1	0	30
35t)	Gesicki, Mia. (TE)	5	0	5	0	0	30
35t)	*Bre. Hall, NY-J (RB)	5	4	1	0	0	30
35t)	Lawrence, Jac. (QB)	5	5	0	0	0	30
35t)	McKenzie, Buf. (WR)	5	1	4	0	0	30
35t)	Mostert, Mia. (RB)	5	3	2	0	0	30
35t)	*Pacheco, K.C. (RB)	5	5	0	0	0	30
35t)	*Pierce, Hou. (RB)	5	4	1	0	0	30
35t)	Robinson, Jac.-NY-J (RB)	5	3	2	0	0	30
46t)	Engram, Jac. (TE)	4	0	4	0	1	26
46t)	Everett, LA-C (TE)	4	0	4	0	1	26
46t)	Mahomes, K.C. (QB)	4	4	0	0	1	26
49t)	Allen, LA-C (WR)	4	0	4	0	0	24
49t)	Hilliard, Ten. (RB)	4	0	4	0	0	24
49t)	Hines, Ind.-Buf. (RB)	4	1	1	2	0	24
49t)	Hollins, L.V. (WR)	4	0	4	0	0	24
49t)	Hunt, Cle. (RB)	4	3	1	0	0	24
49t)	Irwin, Cin. (WR)	4	0	4	0	0	24
49t)	Njoku, Cle. (TE)	4	0	4	0	0	24
49t)	Peoples-Jones, Cle. (WR)	4	0	3	1	0	24
49t)	Pittman, Ind. (WR)	4	0	4	0	0	24
49t)	Taylor, Ind. (RB)	4	4	0	0	0	24
49t)	Williams, LA-C (WR)	4	0	4	0	0	24
49t)	*G. Wilson, NY-J (WR)	4	0	4	0	0	24

WEEK 18 / THROUGH SUNDAY, JANUARY 8, 2023**AFC / LEADING SCORERS, KICKERS**

Rank	Player, Team	PAT	FG	Pct	Long	Pts
1)	Tucker, Bal.	31/32	37/43	.860	58	142
2)	Carlson, L.V.	35/36	34/37	.919	57	137
3)	Bass, Buf.	48/50	27/31	.871	56	129
4)	Folk, N.E.	32/35	32/37	.865	54	128
5)	Patterson, Jac.	36/37	30/35	.857	53	126
6)	J. Sanders, Mia.	41/44	26/32	.813	55	119
7)	Zuerlein, NY-J	28/29	30/37	.811	60	118
8)	McPherson, Cin.	40/44	24/29	.828	59	112
9t)	Fairbairn, Hou.	24/24	29/31	.935	56	111
9t)	McLaughlin, Ind.	21/21	30/36	.833	54	111
11)	McManus, Den.	25/27	28/36	.778	55	109
12)	*York, Cle.	35/37	24/32	.750	58	107
13)	Butker, K.C.	38/41	18/24	.750	62	92
14)	*Dicker, Phi.-LA-C	24/24	21/22	.955	48	87
15)	Bullock, Ten.	28/28	17/20	.850	51	79
16)	Boswell, Pit.	18/18	20/28	.714	59	78
17)	Wright, K.C.-Pit.-K.C.	15/15	15/18	.833	59	60
18)	Hopkins, LA-C	12/12	9/10	.900	43	39
19)	Bertolet, Car.-LA-C	6/ 6	3/ 3	1.000	28	15
20)	*Shudak, Ten.	1/ 1	3/ 4	.750	38	10
21)	Vizcaino, N.E.-Ariz-N.E.	3/ 3	2/ 2	1.000	46	9
22)	*Sciba, Pit.	1/ 1	2/ 2	1.000	38	7
23)	Lambo, Ten.	3/ 4	0/ 0	---	--	3
24)	Reid, K.C.	1/ 2	0/ 0	---	--	1

AFC / TOUCHBACKS ON KICKOFFS

Rank	Player, Team	TB
1)	J. Sanders, Mia.	61
2)	Tucker, Bal.	60
3)	Carlson, L.V.	57
4t)	McManus, Den.	51
4t)	McPherson, Cin.	51
6)	*York, Cle.	50
7)	Zuerlein, NY-J	47
8)	*Dicker, Phi.-LA-C	46
9t)	Butker, K.C.	44
9t)	Patterson, Jac.	44
11)	Bass, Buf.	43
12)	McLaughlin, Ind.	38
13)	Fairbairn, Hou.	33
14)	Bullock, Ten.	31
15)	Bailey, N.E.	28
16)	Boswell, Pit.	21
17)	Hopkins, LA-C	17
18)	Wright, K.C.-Pit.-K.C.	15
19)	Mann, NY-J	11
20t)	Bertolet, Car.-LA-C	5
20t)	Reid, K.C.	5
20t)	Scott, LA-C	5
23t)	*Shudak, Ten.	4
23t)	Vizcaino, N.E.-Ariz-N.E.	4
25)	Folk, N.E.	3
26)	*Stonehouse, Ten.	2

WEEK 18 / THROUGH SUNDAY, JANUARY 8, 2023

AFC / MOST YARDS FROM SCRIMMAGE

Rank	Player, Team	Total			Rushing			Receiving		
		Yards	Att+Rec	Avg	Yards	Att	Avg	Yards	Rec	Avg
1)	Jacobs, L.V. (RB)	2053	393	5.2	1653	340	4.9	400	53	7.5
2)	Henry, Ten. (RB)	1936	382	5.1	1538	349	4.4	398	33	12.1
3)	Chubb, Cle. (RB)	1764	329	5.4	1525	302	5.0	239	27	8.9
4)	Hill, Mia. (WR)	1742	126	13.8	32	7	4.6	1710	119	14.4
5)	Ekeler, LA-C (RB)	1637	311	5.3	915	204	4.5	722	107	6.7
6)	Adams, L.V. (WR)	1515	103	14.7	-1	3	-0.3	1516	100	15.2
7)	Stevenson, N.E. (RB)	1461	279	5.2	1040	210	5.0	421	69	6.1
8)	Etienne, Jac. (RB)	1441	255	5.7	1125	220	5.1	316	35	9.0
9)	Diggs, Buf. (WR)	1426	109	13.1	-3	1	-3.0	1429	108	13.2
10)	Waddle, Mia. (WR)	1382	78	17.7	26	3	8.7	1356	75	18.1
11)	Kelce, K.C. (TE)	1343	112	12.0	5	2	2.5	1338	110	12.2
12)	Harris, Pit. (RB)	1263	313	4.0	1034	272	3.8	229	41	5.6
13)	Mixon, Cin. (RB)	1255	270	4.6	814	210	3.9	441	60	7.4
14)	Cooper, Cle. (WR)	1160	78	14.9	0	0	---	1160	78	14.9
15)	Kirk, Jac. (WR)	1119	89	12.6	11	5	2.2	1108	84	13.2
16)	*G. Wilson, NY-J (WR)	1107	87	12.7	4	4	1.0	1103	83	13.3
17)	*Pierce, Hou. (RB)	1104	250	4.4	939	220	4.3	165	30	5.5
18)	Singletary, Buf. (RB)	1099	215	5.1	819	177	4.6	280	38	7.4
19)	Mostert, Mia. (RB)	1093	212	5.2	891	181	4.9	202	31	6.5
20)	Chase, Cin. (WR)	1054	92	11.5	8	5	1.6	1046	87	12.0
21)	J. Wilson, S.F.-Mia. (RB)	1045	198	5.3	860	176	4.9	185	22	8.4
22)	Higgins, Cin. (WR)	1029	74	13.9	0	0	---	1029	74	13.9
23)	Jeudy, Den. (WR)	1012	71	14.3	40	4	10.0	972	67	14.5
24)	Taylor, Ind. (RB)	1004	220	4.6	861	192	4.5	143	28	5.1
25)	*Pacheco, K.C. (RB)	960	183	5.2	830	170	4.9	130	13	10.0
26)	Pittman, Ind. (WR)	955	102	9.4	30	3	10.0	925	99	9.3
27)	Smith-Schuster, K.C. (WR)	933	78	12.0	0	0	---	933	78	12.0
28)	D. Johnson, Pit. (WR)	907	93	9.8	25	7	3.6	882	86	10.3
29)	Williams, LA-C (WR)	895	63	14.2	0	0	---	895	63	14.2
30)	Murray, N.O.-Den. (RB)	892	198	4.5	760	171	4.4	132	27	4.9
31)	Andrews, Bal. (TE)	855	76	11.3	8	3	2.7	847	73	11.6
32t)	Z. Jones, Jac. (WR)	841	86	9.8	18	4	4.5	823	82	10.0
32t)	Peoples-Jones, Cle. (WR)	841	62	13.6	2	1	2.0	839	61	13.8
34)	Davis, Buf. (WR)	836	48	17.4	0	0	---	836	48	17.4
35)	Sutton, Den. (WR)	834	65	12.8	5	1	5.0	829	64	13.0
36)	*Pickens, Pit. (WR)	825	55	15.0	24	3	8.0	801	52	15.4
37)	McKinnon, K.C. (RB)	803	128	6.3	291	72	4.0	512	56	9.1
38)	Meyers, N.E. (WR)	793	69	11.5	-11	2	-5.5	804	67	12.0
39)	Engram, Jac. (TE)	779	75	10.4	13	2	6.5	766	73	10.5
40)	Palmer, LA-C (WR)	773	73	10.6	4	1	4.0	769	72	10.7
41)	L. Jackson, Bal. (QB)	764	112	6.8	764	112	6.8	0	0	---
42t)	Allen, Buf. (QB)	762	124	6.1	762	124	6.1	0	0	---
42t)	Boyd, Cin. (WR)	762	58	13.1	0	0	---	762	58	13.1
44)	Allen, LA-C (WR)	760	67	11.3	8	1	8.0	752	66	11.4
45)	Freiermuth, Pit. (TE)	732	63	11.6	0	0	---	732	63	11.6
46)	Hollins, L.V. (WR)	730	61	12.0	40	4	10.0	690	57	12.1
47)	Cooks, Hou. (WR)	706	59	12.0	7	2	3.5	699	57	12.3
48)	Michael Carter, NY-J (RB)	690	155	4.5	402	114	3.5	288	41	7.0
49)	*Cook, Buf. (RB)	687	110	6.2	507	89	5.7	180	21	8.6
50)	Valdes-Scantling, K.C. (WR)	684	43	15.9	-3	1	-3.0	687	42	16.4

WEEK 18 / THROUGH SUNDAY, JANUARY 8, 2023**AFC / LEADERS IN FIRST DOWNS**

Rank	Player, Team	Rush	Rec	Tot
1)	Jacobs, L.V. (RB)	93	16	109
2)	Ekeler, LA-C (RB)	46	36	82
3)	Chubb, Cle. (RB)	69	12	81
4)	Hill, Mia. (WR)	3	77	80
5)	Kelce, K.C. (TE)	1	78	79
6)	Henry, Ten. (RB)	65	11	76
7)	Diggs, Buf. (WR)	0	72	72
8)	Etienne, Jac. (RB)	52	16	68
9)	Adams, L.V. (WR)	0	65	65
10)	Mixon, Cin. (RB)	47	17	64
11)	Stevenson, N.E. (RB)	49	13	62
12t)	Cooper, Cle. (WR)	0	61	61
12t)	Harris, Pit. (RB)	45	16	61
12t)	*Pierce, Hou. (RB)	54	7	61
15)	Waddle, Mia. (WR)	0	60	60
16)	Chase, Cin. (WR)	0	58	58
17)	Singleton, Buf. (RB)	42	15	57
18)	*G. Wilson, NY-J (WR)	0	56	56
19t)	Allen, Buf. (QB)	55	0	55
19t)	Kirk, Jac. (WR)	0	55	55
19t)	Mostert, Mia. (RB)	44	11	55
22)	Pittman, Ind. (WR)	2	51	53
23)	Andrews, Bal. (TE)	3	48	51
24)	J. Wilson, S.F.-Mia. (RB)	43	7	50
25)	Murray, N.O.-Den. (RB)	44	4	48
26)	Smith-Schuster, K.C. (WR)	0	47	47
27t)	Higgins, Cin. (WR)	0	46	46
27t)	L. Jackson, Bal. (QB)	46	0	46
27t)	D. Johnson, Pit. (WR)	1	45	46
30t)	Jeudy, Den. (WR)	4	41	45
30t)	Z. Jones, Jac. (WR)	1	44	45
32)	*Pacheco, K.C. (RB)	37	7	44
33)	Taylor, Ind. (RB)	39	4	43
34t)	Boyd, Cin. (WR)	0	41	41
34t)	Hunt, Cle. (RB)	30	11	41
36t)	Allen, LA-C (WR)	1	39	40
36t)	McKinnon, K.C. (RB)	12	28	40
36t)	Meyers, N.E. (WR)	2	38	40
36t)	Palmer, LA-C (WR)	1	39	40
36t)	*Pickens, Pit. (WR)	2	38	40
41)	Williams, LA-C (WR)	0	39	39
42)	Sutton, Den. (WR)	0	38	38
43)	Freiermuth, Pit. (TE)	0	37	37
44t)	Hollins, L.V. (WR)	2	34	36
44t)	Njoku, Cle. (TE)	0	36	36
46)	Davis, Buf. (WR)	0	35	35
47t)	Campbell, Ind. (WR)	2	32	34
47t)	Engram, Jac. (TE)	1	33	34
47t)	*Warren, Pit. (RB)	20	14	34
50)	Peoples-Jones, Cle. (WR)	0	33	33

WEEK 18 / THROUGH SUNDAY, JANUARY 8, 2023**AFC / LEADING PUNTERS**

Rank	Player, Team	No	Yards	Lg	Avg	TB	Blk	Dwn	OB	Opp Ret	In Yds	Net 20	Avg
1)	*Stonehouse, Ten.	90	4779	74	53.1	9	0	10	1	59	636	30	44.0
2)	Townsend, K.C.	53	2672	76	50.4	4	0	8	3	22	176	22	45.6
3)	Cooke, Jac.	58	2862	70	49.3	6	0	9	4	29	203	24	43.8
4)	A. Cole, L.V.	59	2884	67	48.9	1	0	9	8	25	274	26	43.9
5)	Bojorquez, Cle.	61	2959	76	48.5	7	0	11	8	26	319	23	41.0
6)	Johnston, Hou.	88	4229	67	48.1	4	0	11	6	45	401	37	42.6
7)	Martin, Buf.	45	2146	67	47.7	5	1	5	6	16	145	16	41.3
8)	Mann, NY-J	83	3889	72	46.9	8	0	12	15	32	363	27	40.6
9)	Waitman, Den.	96	4470	59	46.6	6	0	14	3	44	362	30	41.5
10)	Morstead, Mia.	61	2828	66	46.4	2	0	11	3	30	312	28	40.6
11)	*Stout, Bal.	57	2618	69	45.9	7	0	5	3	22	149	26	40.9
12)	Haack, Ind.	70	3133	70	44.8	3	1	10	9	26	192	28	40.6
13)	Harvin, Pit.	69	3072	69	44.5	5	0	11	7	24	137	20	41.1
14)	Scott, LA-C	73	3186	60	43.6	5	0	10	6	19	58	28	41.5
15)	Palardy, N.E.	42	1781	58	42.4	5	1	3	5	18	115	10	36.4

AFC / LEADING PUNTERS, NET AVERAGE

Rank	Player, Team	No	Yards	Lg	Avg	TB	Blk	Dwn	OB	Opp Ret	In Yds	Net 20	Avg
1)	Townsend, K.C.	53	2672	76	50.4	4	0	8	3	22	176	22	45.6
2)	*Stonehouse, Ten.	90	4779	74	53.1	9	0	10	1	59	636	30	44.0
3)	A. Cole, L.V.	59	2884	67	48.9	1	0	9	8	25	274	26	43.9
4)	Cooke, Jac.	58	2862	70	49.3	6	0	9	4	29	203	24	43.8
5)	Johnston, Hou.	88	4229	67	48.1	4	0	11	6	45	401	37	42.6
6)	Waitman, Den.	96	4470	59	46.6	6	0	14	3	44	362	30	41.5
7)	Scott, LA-C	73	3186	60	43.6	5	0	10	6	19	58	28	41.5
8)	Martin, Buf.	45	2146	67	47.7	5	1	5	6	16	145	16	41.3
9)	Harvin, Pit.	69	3072	69	44.5	5	0	11	7	24	137	20	41.1
10)	Bojorquez, Cle.	61	2959	76	48.5	7	0	11	8	26	319	23	41.0
11)	*Stout, Bal.	57	2618	69	45.9	7	0	5	3	22	149	26	40.9
12)	Morstead, Mia.	61	2828	66	46.4	2	0	11	3	30	312	28	40.6
13)	Haack, Ind.	70	3133	70	44.8	3	1	10	9	26	192	28	40.6
14)	Mann, NY-J	83	3889	72	46.9	8	0	12	15	32	363	27	40.6
15)	Palardy, N.E.	42	1781	58	42.4	5	1	3	5	18	115	10	36.4

AFC / PUNT RETURN LEADERS

Rank	Player, Team	Ret	FC	Yards	Avg	Long	TD
1)	*Mar. Jones, N.E.	29	8	362	12.5	84t	1
2)	Carter, LA-C	29	17	339	11.7	28	0
3)	Berrios, NY-J	21	28	240	11.4	22	0
4)	Darden, T.B.-Cle.	33	19	345	10.5	24	0
5)	Taylor, Cin.	33	19	340	10.3	27	0
6)	Hines, Ind.-Buf.	27	14	264	9.8	28	0
7)	King, Hou.	33	16	309	9.4	31	0
8)	*Washington, Den.	32	14	271	8.5	30	0
9)	Agnew, Jac.	25	12	205	8.2	22	0
10)	Rodgers, G.B.-Hou.	20	15	139	7.0	20	0

AFC / KICKOFF RETURN LEADERS

Rank	Player, Team	Ret	Yards	Avg	Long	TD
1)	*Flowers, Ind.	23	715	31.1	89	0
2)	Hines, Ind.-Buf.	19	554	29.2	101t	2
3)	Agnew, Jac.	21	547	26.0	54	0
4)	*Ford, Cle.	30	723	24.1	48	0
5)	*Mar. Jones, N.E.	27	645	23.9	46	0
6)	Berrios, NY-J	26	600	23.1	42	0
7)	Abdullah, L.V.	26	543	20.9	33	0
8)	*Pacheco, K.C.	29	597	20.6	48	0
9)	Mostert, Mia.	25	502	20.1	31	0
10)	Carter, LA-C	26	497	19.1	33	0

WEEK 18 / THROUGH SUNDAY, JANUARY 8, 2023**AFC / LEADERS IN INTERCEPTIONS**

Rank	Player, Team	Int	Yards	Avg	Long	TD
1t)	Fitzpatrick, Pit.	6	94	15.7	34	1
1t)	Simmons, Den.	6	51	8.5	23	0
3)	*Pitre, Hou.	5	57	11.4	29	0
4t)	Jo. Jones, N.E.	4	89	22.3	55	1
4t)	McCourty, N.E.	4	66	16.5	36	0
4t)	Byard, Ten.	4	57	14.3	28	0
4t)	Bell, Cin.	4	56	14.0	46	0
4t)	*Thomas, Ind.	4	51	12.8	35	0
4t)	Delpit, Cle.	4	36	9.0	40	0
4t)	M. Williams, Bal.	4	33	8.3	33	0
4t)	Bates, Cin.	4	28	7.0	16	0
4t)	Poyer, Buf.	4	6	1.5	6	0
4t)	Wallace, Pit.	4	6	1.5	3	0
14t)	Milano, Buf.	3	84	28.0	43t	1
14t)	Cisco, Jac.	3	72	24.0	59t	1
14t)	Jenkins, Jac.	3	64	21.3	52t	1
14t)	Sneed, K.C.	3	57	19.0	26	0
14t)	Dugger, N.E.	3	55	18.3	39t	2
14t)	*Lloyd, Jac.	3	42	14.0	19	0
14t)	Smith, Chi.-Bal.	3	41	13.7	19	0
14t)	Callahan, LA-C	3	37	12.3	26t	1
14t)	Ty. Campbell, Jac.	3	32	10.7	29	0
14t)	Joyner, NY-J	3	31	10.3	27	0
14t)	Humphrey, Bal.	3	26	8.7	26	0
14t)	Sutton, Pit.	3	26	8.7	26	0
14t)	Thornhill, K.C.	3	0	0.0	0	0
14t)	Ward, Cle.	3	0	0.0	0	0

WEEK 18 / THROUGH SUNDAY, JANUARY 8, 2023**AFC / LEADERS IN SACKS**

Rank	Player, Team	Sacks
1)	Garrett, Cle. (DE)	16.0
2t)	C. Jones, K.C. (DT)	15.5
2t)	Judon, N.E. (LB)	15.5
4)	Highsmith, Pit. (LB)	14.5
5)	Crosby, L.V. (DE)	12.5
6)	Quinn. Williams, NY-J (DT)	12.0
7)	Uche, N.E. (LB)	11.5
8)	Ca. Heyward, Pit. (NT)	10.5
9t)	Houston, Bal. (LB)	9.5
9t)	Ngakoue, Ind. (DE)	9.5
11)	Hughes, Hou. (DE)	9.0
12t)	Autry, Ten. (DE)	8.0
12t)	Buckner, Ind. (DT)	8.0
12t)	Chubb, Den.-Mia. (LB)	8.0
12t)	Hendrickson, Cin. (DE)	8.0
12t)	Mack, LA-C (LB)	8.0
12t)	V. Miller, Buf. (LB)	8.0
12t)	Rousseau, Buf. (DE)	8.0
19t)	Simmons, Ten. (DE)	7.5
19t)	Wise, N.E. (DE)	7.5
21t)	Lawson, NY-J (DE)	7.0
21t)	Phillips, Mia. (LB)	7.0
21t)	Walker, Ten. (DE)	7.0
24t)	Epenesa, Buf. (DE)	6.5
24t)	Fox, LA-C (DE)	6.5
24t)	Hubbard, Cin. (DE)	6.5
24t)	Dr. Jones, Den. (DE)	6.5
28t)	Allen, Jac. (LB)	6.0
28t)	Ingram, Mia. (LB)	6.0
28t)	*Karlaftis, K.C. (DE)	6.0
28t)	Paye, Ind. (DE)	6.0
32t)	Campbell, Bal. (DE)	5.5
32t)	Madubuike, Bal. (DE)	5.5
32t)	T. Watt, Pit. (LB)	5.5
32t)	Weaver, Ten. (LB)	5.5
36t)	Browning, Den. (LB)	5.0
36t)	Clark, K.C. (DE)	5.0
36t)	Danna, K.C. (DE)	5.0
36t)	Franklin-Myers, NY-J (DE)	5.0
36t)	Odeyingbo, Ind. (DE)	5.0
36t)	Okoronkwo, Hou. (DE)	5.0
36t)	Queen, Bal. (LB)	5.0
36t)	Smoot, Jac. (DE)	5.0
36t)	Tranquill, LA-C (LB)	5.0
36t)	Van Noy, LA-C (LB)	5.0
46t)	C. Jones, L.V. (DE)	4.5
46t)	Key, Jac. (LB)	4.5
46t)	Roberts, Mia. (LB)	4.5
46t)	Smith, Chi.-Bal. (LB)	4.5
46t)	D. Williams, Den. (DE)	4.5

WEEK 18 / THROUGH SUNDAY, JANUARY 8, 2023

AFC / FUMBLE RECOVERIES

Rank	Player, Team	TotRec	OffRec	DefRec
1)	Allen, Buf.	5	5	0
2t)	Cann, Hou.	4	4	0
2t)	Herbert, LA-C	4	4	0
2t)	Mahomes, K.C.	4	4	0
2t)	Rodgers, Ind.	4	3	1
2t)	Wilson, Den.	4	4	0
7t)	Duvernay, Bal.	3	3	0
7t)	B. Hill, Cin.	3	0	3
7t)	C. Jones, L.V.	3	0	3
7t)	Ryan, Ind.	3	3	0
7t)	Rypien, Den.	3	3	0
7t)	Sims, Pit.	3	3	0
7t)	Tagovailoa, Mia.	3	3	0
7t)	*Washington, Den.	3	3	0
15t)	Allen, Jac.	2	0	2
15t)	S. Brown, Buf.	2	2	0
15t)	Ty. Campbell, Jac.	2	0	2
15t)	Davis, Bal.	2	2	0
15t)	Dobbs, Cle.-Det.-Ten.	2	2	0
15t)	Dupree, Ten.	2	0	2
15t)	Gilman, LA-C	2	0	2
15t)	Hines, Ind.-Buf.	2	2	0
15t)	Howard, Mia.	2	0	2
15t)	Humphrey, Bal.	2	0	2
15t)	Ingram, Mia.	2	0	2
15t)	K. Jackson, Den.	2	0	2
15t)	L. Jackson, Bal.	2	2	0
15t)	Jewell, Den.	2	0	2
15t)	J. Johnson, Cle.	2	0	2
15t)	Mac Jones, N.E.	2	2	0
15t)	*Karlaftis, K.C.	2	0	2
15t)	King, Hou.	2	0	2
15t)	Kirk, Jac.	2	2	0
15t)	*Lloyd, Jac.	2	0	2
15t)	Mack, LA-C	2	0	2
15t)	Milano, Buf.	2	0	2
15t)	Mills, Hou.	2	2	0
15t)	Nelson, Ind.	2	2	0
15t)	Okereke, Ind.	2	0	2
15t)	Oluokun, Jac.	2	0	2
15t)	Ossai, Cin.	2	0	2
15t)	*Pacheco, K.C.	2	2	0
15t)	Peters, Bal.	2	0	2
15t)	Phillips, Mia.	2	1	1
15t)	Pittman, Ind.	2	2	0
15t)	Queen, Bal.	2	0	2
15t)	Reader, Cin.	2	0	2
15t)	*Schooler, N.E.	2	0	2
15t)	Stevenson, N.E.	2	2	0
15t)	Stewart, Hou.	2	0	2
15t)	*Turner-Yell, Den.	2	1	1
15t)	Van Noy, LA-C	2	0	2
15t)	Ward, Cle.	2	0	2
15t)	*G. Wilson, NY-J	2	2	0

WEEK 18 / THROUGH SUNDAY, JANUARY 8, 2023**AFC / OFFENSIVE FUMBLE RECOVERIES**

Rank	Player, Team	Ret	Yards	Avg	Long	TD
1)	Allen, Buf.	5	0	0.0	0	0
2t)	Cann, Hou.	4	0	0.0	0	0
2t)	Herbert, LA-C	4	0	0.0	0	0
2t)	Mahomes, K.C.	4	0	0.0	0	0
2t)	Wilson, Den.	4	0	0.0	0	0
6t)	Rodgers, Ind.	3	15	5.0	18	0
6t)	Duvernay, Bal.	3	12	4.0	12	0
6t)	Ryan, Ind.	3	0	0.0	0	0
6t)	Rypien, Den.	3	0	0.0	0	0
6t)	Sims, Pit.	3	0	0.0	0	0
6t)	Tagovailoa, Mia.	3	0	0.0	0	0
6t)	*Washington, Den.	3	0	0.0	0	0
13t)	S. Brown, Buf.	2	0	0.0	0	0
13t)	Davis, Bal.	2	0	0.0	0	0
13t)	Dobbs, Cle.-Det.-Ten.	2	0	0.0	0	0
13t)	Hines, Ind.-Buf.	2	0	0.0	0	0
13t)	L. Jackson, Bal.	2	0	0.0	0	0
13t)	Mac Jones, N.E.	2	0	0.0	0	0
13t)	Mills, Hou.	2	0	0.0	0	0
13t)	Nelson, Ind.	2	0	0.0	0	0
13t)	*Pacheco, K.C.	2	0	0.0	0	0
13t)	Pittman, Ind.	2	0	0.0	0	0
13t)	Stevenson, N.E.	2	0	0.0	0	0
13t)	*G. Wilson, NY-J	2	0	0.0	0	0
13t)	Kirk, Jac.	2	-6	-3.0	0	0

AFC / DEFENSIVE FUMBLE RECOVERIES

Rank	Player, Team	Ret	Yards	Avg	Long	TD
1t)	C. Jones, L.V.	3	48	16.0	48t	1
1t)	B. Hill, Cin.	3	0	0.0	0	0
3t)	Mack, LA-C	2	44	22.0	44	0
3t)	Allen, Jac.	2	38	19.0	37t	1
3t)	*Lloyd, Jac.	2	28	14.0	17	0
3t)	King, Hou.	2	20	10.0	15	0
3t)	Howard, Mia.	2	16	8.0	16t	1
3t)	Ty. Campbell, Jac.	2	12	6.0	12t	1
3t)	Jewell, Den.	2	5	2.5	5	0
3t)	Queen, Bal.	2	5	2.5	5	0
3t)	Ward, Cle.	2	4	2.0	4t	2
3t)	Ingram, Mia.	2	3	1.5	2t	1
3t)	Dupree, Ten.	2	2	1.0	2	0
3t)	K. Jackson, Den.	2	2	1.0	2	0
3t)	Gilman, LA-C	2	0	0.0	0	0
3t)	Humphrey, Bal.	2	0	0.0	0	0
3t)	J. Johnson, Cle.	2	0	0.0	0	0
3t)	*Karlaftis, K.C.	2	0	0.0	0	0
3t)	Milano, Buf.	2	0	0.0	0	0
3t)	Okereke, Ind.	2	0	0.0	0	0
3t)	Oluokun, Jac.	2	0	0.0	0	0
3t)	Ossai, Cin.	2	0	0.0	0t	1
3t)	Peters, Bal.	2	0	0.0	0	0
3t)	Reader, Cin.	2	0	0.0	0	0
3t)	*Schooler, N.E.	2	0	0.0	0	0
3t)	Stewart, Hou.	2	0	0.0	0	0
3t)	Van Noy, LA-C	2	0	0.0	0	0

WEEK 18 / THROUGH SUNDAY, JANUARY 8, 2023

NFC / LEADING PASSERS

Player, Team	Att	Comp	Pct		Avg		Pct			Pct Rating	
			Comp	Yds	Gain	TD	TD	Long	Int	Int	Points
Garoppolo, S.F.	308	207	67.2	2437	7.91	16	5.2	57t	4	1.3	103.0
Hurts, Phi.	460	306	66.5	3701	8.05	22	4.8	68	6	1.3	101.5
G. Smith, Sea.	572	399	69.8	4282	7.49	30	5.2	54	11	1.9	100.9
Goff, Det.	587	382	65.1	4438	7.56	29	4.9	81	7	1.2	99.3
Dalton, N.O.	378	252	66.7	2871	7.60	18	4.8	64	9	2.4	95.2
Jones, NY-G	472	317	67.2	3205	6.79	15	3.2	65t	5	1.1	92.5
Cousins, Min.	643	424	65.9	4547	7.07	29	4.5	66	14	2.2	92.5
Prescott, Dal.	394	261	66.2	2860	7.26	23	5.8	68t	15	3.8	91.1
Aa. Rodgers, G.B.	542	350	64.6	3695	6.82	26	4.8	58t	12	2.2	91.1
Brady, T.B.	733	490	66.8	4694	6.40	25	3.4	63t	9	1.2	90.7
Heinicke, Was.	259	161	62.2	1859	7.18	12	4.6	61	6	2.3	89.6
Mariota, Atl.	300	184	61.3	2219	7.40	15	5.0	75t	9	3.0	88.2
Stafford, LA-R	303	206	68.0	2087	6.89	10	3.3	75t	8	2.6	87.4
Murray, Ariz	390	259	66.4	2368	6.07	14	3.6	38t	7	1.8	87.2
Fields, Chi.	318	192	60.4	2242	7.05	17	5.3	56	11	3.5	85.2
Wentz, Was.	276	172	62.3	1755	6.36	11	4.0	75t	9	3.3	80.2
Mayfield, Car.-LA-R	335	201	60.0	2163	6.46	10	3.0	75t	8	2.4	79.0

NFC / LEADING PASSERS, RANKS

Player, Team	Att	Comp	Pct		Avg		Pct			Pct Rating	
			Comp	Yds	Gain	TD	TD	Long	Int	Int	Points
Garoppolo, S.F.	13	11	3	10	2	10	4		1	4	1
Hurts, Phi.	7	7	7	5	1	7	8		3t	5	2
G. Smith, Sea.	4	3	1	4	5	1	3		13t	7	3
Goff, Det.	3	4	11	3	4	2t	6		5t	2	4
Dalton, N.O.	10	10	6	8	3	8	9		9t	11	5
Jones, NY-G	6	6	4	7	13	11t	16		2	1	6
Cousins, Min.	2	2	10	2	9	2t	11		16	8	7
Prescott, Dal.	8	8	9	9	7	6	1		17	17	8
Aa. Rodgers, G.B.	5	5	12	6	12	4	7		15	9	9
Brady, T.B.	1	1	5	1	15	5	14		9t	3	10
Heinicke, Was.	17	17	14	16	8	15	10		3t	10	11
Mariota, Atl.	15	15	15	13	6	11t	5		9t	14	12
Stafford, LA-R	14	12	2	15	11	17t	15		7t	13	13
Murray, Ariz	9	9	8	11	17	13	13		5t	6	14
Fields, Chi.	12	14	16	12	10	9	2		13t	16	15
Wentz, Was.	16	16	13	17	16	16	12		9t	15	16
Mayfield, Car.-LA-R	11	13	17	14	14	17t	17		7t	12	17

WEEK 18 / THROUGH SUNDAY, JANUARY 8, 2023**NFC / FOURTH-QUARTER PASSING LEADERS**

Rank	Player, Team	Att	Comp	Comp%	Yards	YPA	TD	TD%	Int	Int%	Rating
1)	Prescott, Dal.	80	55	68.8	649	8.11	5	6.3	1	1.3	108.8
2)	G. Smith, Sea.	148	101	68.2	1186	8.01	9	6.1	2	1.4	107.0
3)	Cousins, Min.	171	112	65.5	1339	7.83	13	7.6	4	2.3	104.9
4)	Hurts, Phi.	60	40	66.7	457	7.62	4	6.7	1	1.7	104.7
5)	Goff, Det.	162	102	63.0	1191	7.35	10	6.2	2	1.2	100.6
6)	Brady, T.B.	219	149	68.0	1405	6.42	13	5.9	3	1.4	99.6
7)	Garoppolo, S.F.	67	45	67.2	562	8.39	3	4.5	2	3.0	95.5
8)	J. Winston, N.O.	48	33	68.8	534	11.13	4	8.3	5	10.4	93.9
9)	Mariota, Atl.	69	42	60.9	609	8.83	4	5.8	3	4.3	90.8
10)	Mayfield, Car.-LA-R	101	61	60.4	775	7.67	5	5.0	4	4.0	84.4
11)	Murray, Ariz	124	76	61.3	657	5.30	5	4.0	2	1.6	82.0
12)	C. Rush, Dal.	60	34	56.7	320	5.33	3	5.0	1	1.7	81.3
13)	Aa. Rodgers, G.B.	155	91	58.7	954	6.15	5	3.2	3	1.9	79.3
14)	Jones, NY-G	122	74	60.7	729	5.98	4	3.3	3	2.5	78.2
15)	Dalton, N.O.	110	66	60.0	696	6.33	3	2.7	3	2.7	76.2
16)	Wentz, Was.	122	81	66.4	722	5.92	4	3.3	5	4.1	75.9
17)	Heinicke, Was.	69	45	65.2	519	7.52	2	2.9	4	5.8	73.3
18)	*Purdy, S.F.	43	24	55.8	335	7.79	0	0.0	1	2.3	71.4
19)	Stafford, LA-R	80	57	71.3	469	5.86	0	0.0	4	5.0	65.1
20)	Fields, Chi.	84	50	59.5	474	5.64	4	4.8	6	7.1	61.3
21)	McSorley, Ariz	46	26	56.5	224	4.87	0	0.0	5	10.9	29.9

NFC / THIRD-DOWN PASSING LEADERS

Rank	Player, Team	Att	Comp	Comp%	Yards	YPA	TD	TD%	Int	Int%	Rating
1)	Garoppolo, S.F.	85	55	64.7	699	8.22	7	8.2	1	1.2	112.8
2)	G. Smith, Sea.	130	82	63.1	857	6.59	10	7.7	1	0.8	104.6
3)	Goff, Det.	146	96	65.8	1170	8.01	8	5.5	2	1.4	102.8
4)	Cousins, Min.	168	104	61.9	1205	7.17	14	8.3	4	2.4	101.4
5)	Hurts, Phi.	91	57	62.6	805	8.85	3	3.3	2	2.2	93.0
6)	Murray, Ariz	88	47	53.4	481	5.47	8	9.1	2	2.3	90.2
7)	Fields, Chi.	92	57	62.0	697	7.58	7	7.6	5	5.4	88.0
8)	Prescott, Dal.	101	56	55.4	917	9.08	8	7.9	7	6.9	83.6
9)	Brady, T.B.	181	109	60.2	1043	5.76	8	4.4	4	2.2	81.8
10)	Dalton, N.O.	120	74	61.7	895	7.46	5	4.2	5	4.2	81.1
11)	Jones, NY-G	130	75	57.7	783	6.02	3	2.3	1	0.8	79.7
12)	Aa. Rodgers, G.B.	131	79	60.3	930	7.10	4	3.1	5	3.8	76.2
13)	Mayfield, Car.-LA-R	87	52	59.8	537	6.17	3	3.4	4	4.6	69.9
14)	Mariota, Atl.	81	44	54.3	475	5.86	2	2.5	2	2.5	69.7

WEEK 18 / THROUGH SUNDAY, JANUARY 8, 2023**NFC / LEADING RUSHERS**

Rank	Player, Team	Att	Yards	Avg	Long	TD
1)	Barkley, NY-G	295	1312	4.4	68	10
2)	Sanders, Phi.	259	1269	4.9	40t	11
3)	Cook, Min.	264	1173	4.4	81t	8
4)	Fields, Chi. (QB)	160	1143	7.1	67t	8
5)	McCaffrey, Car.-S.F.	244	1139	4.7	49	8
6)	A. Jones, G.B.	213	1121	5.3	36	2
7)	Jama. Williams, Det.	262	1066	4.1	58	17
8)	*Walker, Sea.	228	1050	4.6	74t	9
9)	*Allgeier, Atl.	210	1035	4.9	44	3
10)	Pollard, Dal.	193	1007	5.2	57t	9
11)	Foreman, Car.	203	914	4.5	60	5
12)	Kamara, N.O.	223	897	4.0	27	2
13)	Elliott, Dal.	231	876	3.8	27	12
14)	Montgomery, Chi.	201	801	4.0	28	5
15)	*Robinson, Was.	205	797	3.9	24	2
16)	C. Akers, LA-R	188	786	4.2	42	7
17)	Conner, Ariz	183	782	4.3	23	7
18)	Dillon, G.B.	186	770	4.1	27	7
19)	Hurts, Phi. (QB)	165	760	4.6	42	13
20)	Herbert, Chi.	129	731	5.7	63	4
21)	Jones, NY-G (QB)	120	708	5.9	25	7
22)	Patterson, Atl.	144	695	4.8	40	8
23)	Fournette, T.B.	189	668	3.5	23	3
24)	Hill, N.O. (TE)	96	575	6.0	60t	7
25)	Gibson, Was.	149	546	3.7	20	3
26)	Swift, Det.	99	542	5.5	50	5
27)	*R. White, T.B.	129	481	3.7	35	1
28)	Hubbard, Car.	95	466	4.9	35	2
29)	Mariota, Atl. (QB)	85	438	5.2	30	4
30)	Murray, Ariz (QB)	67	418	6.2	42	3
31t)	Huntley, Atl.	76	366	4.8	30	1
31t)	G. Smith, Sea. (QB)	68	366	5.4	25	1
33)	Penny, Sea.	57	346	6.1	41t	2
34)	Benjamin, Ariz-Hou.-N.O.	77	313	4.1	45	2
35)	Mattison, Min.	74	283	3.8	15	5
36)	Mitchell, S.F.	45	279	6.2	37	2
37)	*Mason, S.F.	43	258	6.0	55	1
38)	Gainwell, Phi.	53	240	4.5	13	4
39)	Ingram, N.O.	62	233	3.8	14	1
40)	Samuel, S.F. (WR)	42	232	5.5	51	3
41)	Breida, NY-G	54	220	4.1	18	1
42)	B. Scott, Phi.	54	217	4.0	21	3
43)	Samuel, Was. (WR)	38	187	4.9	21	1
44)	Dallas, Sea.	35	186	5.3	27	0
45)	Prescott, Dal. (QB)	45	182	4.0	25	1
46)	Ju. Jackson, Det.	42	170	4.0	27	1
47)	*Davis, Dal.	38	161	4.2	23t	1
48)	Williams, Was.	37	152	4.1	23	0
49)	Brightwell, NY-G	31	141	4.5	25	1
50)	*K. Williams, LA-R	35	139	4.0	17	0

NFC / THIRD-AND-ONE RUSHING LEADERS

Rank	Player, Team	Att	FD	Pct
1t)	Prescott, Dal.	8	8	100.0
1t)	Jones, NY-G	6	6	100.0
1t)	Cousins, Min.	4	4	100.0
1t)	Dalton, N.O.	4	4	100.0
1t)	Ingram, N.O.	4	4	100.0
6)	Fields, Chi.	10	9	90.0
7)	*Allgeier, Atl.	8	7	87.5
8)	Elliott, Dal.	14	12	85.7
9)	Hurts, Phi.	19	16	84.2
10)	Garoppolo, S.F.	6	5	83.3
11)	Conner, Ariz	16	13	81.3
12)	Montgomery, Chi.	5	4	80.0
13t)	C. Akers, LA-R	9	7	77.8
13t)	Kamara, N.O.	9	7	77.8
13t)	Pollard, Dal.	9	7	77.8
16t)	*R. White, T.B.	12	9	75.0
16t)	Sanders, Phi.	8	6	75.0
18t)	*Robinson, Was.	14	10	71.4
18t)	McCaffrey, Car.-S.F.	7	5	71.4
20t)	Dillon, G.B.	10	7	70.0
20t)	Hill, N.O.	10	7	70.0
22)	Mariota, Atl.	6	4	66.7
23)	Jama. Williams, Det.	11	7	63.6

24) *Walker, Sea.	13	7	53.8
25) Fournette, T.B.	12	6	50.0

WEEK 18 / THROUGH SUNDAY, JANUARY 8, 2023

NFC / LEADERS IN RECEPTIONS

Rank	Player, Team	Rec	Yards	Avg	Long	TD
1)	Jefferson, Min.	128	1809	14.1	64	8
2)	Lamb, Dal.	107	1359	12.7	39	9
3)	St. Brown, Det.	106	1161	11.0	49	6
4)	Godwin, T.B.	104	1023	9.8	44	3
5)	D. Smith, Phi.	95	1196	12.6	45	7
6)	Metcalfe, Sea.	90	1048	11.6	54	6
7)	Brown, Phi.	88	1496	17.0	78t	11
8)	Hockenson, Det.-Min. (TE)	86	914	10.6	81	6
9)	McCaffrey, Car.-S.F. (RB)	85	741	8.7	49	5
10)	Lockett, Sea.	84	1033	12.3	40t	9
11)	Aiyuk, S.F.	78	1015	13.0	54	8
12t)	McLaurin, Was.	77	1191	15.5	52	5
12t)	Evans, T.B.	77	1124	14.6	63t	6
14)	Kupp, LA-R	75	812	10.8	75t	6
15)	Fournette, T.B. (RB)	73	523	7.2	44	3
16t)	*Olave, N.O.	72	1042	14.5	53t	4
16t)	*London, Atl.	72	866	12.0	40	4
16t)	Higbee, LA-R (TE)	72	620	8.6	26	3
19)	Thielen, Min.	70	716	10.2	36	6
20)	M. Brown, Ariz	67	709	10.6	47	3
21t)	Hopkins, Ariz	64	717	11.2	33t	3
21t)	Samuel, Was.	64	656	10.3	49t	4
23)	Moore, Car.	63	888	14.1	62t	7
24t)	Lazard, G.B.	60	788	13.1	47	6
24t)	Kittle, S.F. (TE)	60	765	12.8	54t	11
24t)	Osborn, Min.	60	650	10.8	66	5
27)	A. Jones, G.B. (RB)	59	395	6.7	30	5
28t)	Schultz, Dal. (TE)	57	577	10.1	30	5
28t)	James, NY-G	57	569	10.0	33	4
28t)	Kamara, N.O. (RB)	57	490	8.6	54	2
28t)	Barkley, NY-G (RB)	57	338	5.9	41	0
32)	Samuel, S.F.	56	632	11.3	57t	2
33)	Goedert, Phi. (TE)	55	702	12.8	31	3
34)	Tonyan, G.B. (TE)	53	470	8.9	24	2
35)	Dortch, Ariz	52	467	9.0	47	2
36)	Gage, T.B.	51	426	8.4	23	5
37t)	Kmet, Chi. (TE)	50	544	10.9	50t	7
37t)	Fant, Sea. (TE)	50	486	9.7	51	4
37t)	*R. White, T.B. (RB)	50	290	5.8	20	2
40)	Swift, Det. (RB)	48	389	8.1	25	3
41t)	Raymond, Det.	47	616	13.1	56	0
41t)	Ertz, Ariz (TE)	47	406	8.6	32	4
43t)	Slayton, NY-G	46	724	15.7	55	2
43t)	Claypool, Pit.-Chi.	46	451	9.8	31	1
43t)	Gibson, Was. (RB)	46	353	7.7	26	2
43t)	Conner, Ariz (RB)	46	300	6.5	22	1
47)	N. Brown, Dal.	43	555	12.9	51	3
48t)	J. Johnson, N.O. (TE)	42	508	12.1	41t	7
48t)	*Doubs, G.B.	42	425	10.1	26	3
48t)	*Otton, T.B. (TE)	42	391	9.3	35	2

WEEK 18 / THROUGH SUNDAY, JANUARY 8, 2023

NFC / RECEIVING YARDAGE LEADERS

Rank	Player, Team	Yards	Rec	Avg	Long	TD
1)	Jefferson, Min.	1809	128	14.1	64	8
2)	Brown, Phi.	1496	88	17.0	78t	11
3)	Lamb, Dal.	1359	107	12.7	39	9
4)	D. Smith, Phi.	1196	95	12.6	45	7
5)	McLaurin, Was.	1191	77	15.5	52	5
6)	St. Brown, Det.	1161	106	11.0	49	6
7)	Evans, T.B.	1124	77	14.6	63t	6
8)	Metcalf, Sea.	1048	90	11.6	54	6
9)	*Olave, N.O.	1042	72	14.5	53t	4
10)	Lockett, Sea.	1033	84	12.3	40t	9
11)	Godwin, T.B.	1023	104	9.8	44	3
12)	Aiyuk, S.F.	1015	78	13.0	54	8
13)	Hockenson, Det.-Min. (TE)	914	86	10.6	81	6
14)	Moore, Car.	888	63	14.1	62t	7
15)	*London, Atl.	866	72	12.0	40	4
16)	Kupp, LA-R	812	75	10.8	75t	6
17)	Lazard, G.B.	788	60	13.1	47	6
18)	Kittle, S.F. (TE)	765	60	12.8	54t	11
19)	McCaffrey, Car.-S.F. (RB)	741	85	8.7	49	5
20)	Slayton, NY-G	724	46	15.7	55	2
21)	Hopkins, Ariz	717	64	11.2	33t	3
22)	Thielen, Min.	716	70	10.2	36	6
23)	M. Brown, Ariz	709	67	10.6	47	3
24)	Goedert, Phi. (TE)	702	55	12.8	31	3
25)	Samuel, Was.	656	64	10.3	49t	4
26)	Osborn, Min.	650	60	10.8	66	5
27)	Samuel, S.F.	632	56	11.3	57t	2
28)	Higbee, LA-R (TE)	620	72	8.6	26	3
29)	Raymond, Det.	616	47	13.1	56	0
30)	*Watson, G.B.	611	41	14.9	63t	7
31)	Schultz, Dal. (TE)	577	57	10.1	30	5
32)	James, NY-G	569	57	10.0	33	4
33)	N. Brown, Dal.	555	43	12.9	51	3
34)	Kmet, Chi. (TE)	544	50	10.9	50t	7
35)	Zaccheaus, Atl.	533	40	13.3	45	3
36t)	*Dotson, Was.	523	35	14.9	61	7
36t)	Fournette, T.B. (RB)	523	73	7.2	44	3
38)	J. Johnson, N.O. (TE)	508	42	12.1	41t	7
39)	Chark, Det.	502	30	16.7	51	3
40)	Mooney, Chi.	493	40	12.3	56	2
41t)	Kamara, N.O. (RB)	490	57	8.6	54	2
41t)	Marshall Jr., Car.	490	28	17.5	43	1
43)	*Shaheed, N.O.	488	28	17.4	68t	2
44)	Fant, Sea. (TE)	486	50	9.7	51	4
45)	J. Reynolds, Det.	479	38	12.6	31	3
46)	Tonyan, G.B. (TE)	470	53	8.9	24	2
47)	Dortch, Ariz	467	52	9.0	47	2
48)	Claypool, Pit.-Chi.	451	46	9.8	31	1
49)	Gage, T.B.	426	51	8.4	23	5
50)	*Doubs, G.B.	425	42	10.1	26	3

WEEK 18 / THROUGH SUNDAY, JANUARY 8, 2023

NFC / THIRD-DOWN RECEIVING LEADERS

Rank	Player, Team	Rec	Yards	Avg	Long	TD
1t)	Jefferson, Min.	29	476	16.4	47	5
1t)	St. Brown, Det.	29	373	12.9	49	2
3)	Hockenson, Det.-Min. (TE)	28	353	12.6	58	3
4t)	Lamb, Dal.	26	397	15.3	39	3
4t)	*Olave, N.O.	26	371	14.3	53t	3
4t)	McCaffrey, Car.-S.F. (RB)	26	179	6.9	27t	5
7)	Godwin, T.B.	23	208	9.0	24	1
8t)	Brown, Phi.	21	370	17.6	68	3
8t)	D. Smith, Phi.	21	316	15.0	38	1
8t)	McLaurin, Was.	21	242	11.5	26	1
8t)	Samuel, Was.	21	223	10.6	26	2
12)	Jennings, S.F.	20	224	11.2	44	0
13t)	Moore, Car.	19	276	14.5	47	2
13t)	Metcalfe, Sea.	19	249	13.1	50t	3
13t)	Lockett, Sea.	19	211	11.1	36t	3
16t)	Lazard, G.B.	18	288	16.0	47	0
16t)	Kittle, S.F. (TE)	18	241	13.4	39t	6
18)	Evans, T.B.	17	275	16.2	57t	1
19t)	Raymond, Det.	16	232	14.5	56	0
19t)	Dortch, Ariz	16	154	9.6	47	1
21t)	Kupp, LA-R	15	226	15.1	75t	2
21t)	Osborn, Min.	15	190	12.7	66	3
21t)	Al. Robinson, LA-R	15	147	9.8	29	1
24t)	Samuel, S.F.	14	194	13.9	57t	2
24t)	*London, Atl.	14	186	13.3	40	1
24t)	Kmet, Chi. (TE)	14	179	12.8	26	1
24t)	Gallup, Dal.	14	174	12.4	27	3
24t)	Aiyuk, S.F.	14	159	11.4	24	1
24t)	Claypool, Pit.-Chi.	14	149	10.6	26	0
24t)	Higbee, LA-R (TE)	14	129	9.2	20	2
31t)	N. Brown, Dal.	13	225	17.3	51	1
31t)	*Watson, G.B.	13	181	13.9	58t	2
31t)	M. Brown, Ariz	13	158	12.2	25t	2
31t)	Zaccheaus, Atl.	13	153	11.8	37	1
31t)	J. Johnson, N.O. (TE)	13	129	9.9	26	2
31t)	Montgomery, Chi. (RB)	13	122	9.4	26	1
31t)	Swift, Det. (RB)	13	108	8.3	22t	2
31t)	Thielen, Min.	13	95	7.3	15	1
39t)	Slayton, NY-G	12	213	17.8	54t	1
39t)	James, NY-G	12	122	10.2	16	1
39t)	Tonyan, G.B. (TE)	12	117	9.8	20	0
39t)	Fournette, T.B. (RB)	12	91	7.6	15	0
39t)	Barkley, NY-G (RB)	12	68	5.7	21	0
44t)	Thomas, Was. (TE)	11	132	12.0	27	0
44t)	Ertz, Ariz (TE)	11	85	7.7	16	2
44t)	Fant, Sea. (TE)	11	80	7.3	16	1
44t)	*R. White, T.B. (RB)	11	68	6.2	12	2
44t)	McKissic, Was. (RB)	11	60	5.5	13	0
49t)	Mooney, Chi.	10	151	15.1	22	2
49t)	Skowronek, LA-R	10	145	14.5	32	0
49t)	Hopkins, Ariz	10	141	14.1	33t	3
49t)	*Dotson, Was.	10	120	12.0	31	3
49t)	Chark, Det.	10	114	11.4	39	2
49t)	Kamara, N.O. (RB)	10	103	10.3	29	0
49t)	I. Smith, Min. (TE)	10	75	7.5	17	0
49t)	Cook, Min. (RB)	10	72	7.2	23	0
49t)	Conner, Ariz (RB)	10	58	5.8	9	0
49t)	Gage, T.B.	10	51	5.1	10	2

WEEK 18 / THROUGH SUNDAY, JANUARY 8, 2023

NFC / LEADING SCORERS, NONKICKERS

Rank	Player, Team	TD	Rush	Rec	Ret	X2	Pts
1)	Jama. Williams, Det. (RB)	17	17	0	0	1	104
2)	Hurts, Phi. (QB)	13	13	0	0	2	82
3)	McCaffrey, Car.-S.F. (RB)	13	8	5	0	0	78
4t)	Elliott, Dal. (RB)	12	12	0	0	0	72
4t)	Pollard, Dal. (RB)	12	9	3	0	0	72
6t)	Brown, Phi. (WR)	11	0	11	0	0	66
6t)	Kittle, S.F. (TE)	11	0	11	0	0	66
6t)	Sanders, Phi. (RB)	11	11	0	0	0	66
9)	Barkley, NY-G (RB)	10	10	0	0	1	62
10)	Cook, Min. (RB)	10	8	2	0	0	60
11)	Jefferson, Min. (WR)	9	1	8	0	1	56
12t)	Hill, N.O. (TE)	9	7	2	0	0	54
12t)	Lamb, Dal. (WR)	9	0	9	0	0	54
12t)	Lockett, Sea. (WR)	9	0	9	0	0	54
12t)	Patterson, Atl. (RB)	9	8	0	1	0	54
12t)	*Walker, Sea. (RB)	9	9	0	0	0	54
12t)	*Watson, G.B. (WR)	9	2	7	0	0	54
18)	Swift, Det. (RB)	8	5	3	0	1	50
19t)	Aiyuk, S.F. (WR)	8	0	8	0	0	48
19t)	Conner, Ariz (RB)	8	7	1	0	0	48
19t)	Fields, Chi. (QB)	8	8	0	0	0	48
22t)	*Dotson, Was. (WR)	7	0	7	0	1	44
22t)	A. Jones, G.B. (RB)	7	2	5	0	1	44
24t)	C. Akers, LA-R (RB)	7	7	0	0	0	42
24t)	Dillon, G.B. (RB)	7	7	0	0	0	42
24t)	J. Johnson, N.O. (TE)	7	0	7	0	0	42
24t)	Jones, NY-G (QB)	7	7	0	0	0	42
24t)	Kmet, Chi. (TE)	7	0	7	0	0	42
24t)	Kupp, LA-R (WR)	7	1	6	0	0	42
24t)	Moore, Car. (WR)	7	0	7	0	0	42
24t)	D. Smith, Phi. (WR)	7	0	7	0	0	42
32)	Hockenson, Det.-Min. (TE)	6	0	6	0	2	40
33)	Thielen, Min. (WR)	6	0	6	0	1	38
34t)	Evans, T.B. (WR)	6	0	6	0	0	36
34t)	Fournette, T.B. (RB)	6	3	3	0	0	36
34t)	Lazard, G.B. (WR)	6	0	6	0	0	36
34t)	Mattison, Min. (RB)	6	5	1	0	0	36
34t)	Metcalf, Sea. (WR)	6	0	6	0	0	36
34t)	Montgomery, Chi. (RB)	6	5	1	0	0	36
34t)	St. Brown, Det. (WR)	6	0	6	0	0	36
41t)	Foreman, Car. (RB)	5	5	0	0	1	32
41t)	Gage, T.B. (WR)	5	0	5	0	1	32
43t)	Gibson, Was. (RB)	5	3	2	0	0	30
43t)	Herbert, Chi. (RB)	5	4	1	0	0	30
43t)	McLaurin, Was. (WR)	5	0	5	0	0	30
43t)	Osborn, Min. (WR)	5	0	5	0	0	30
43t)	Samuel, Was. (WR)	5	1	4	0	0	30
43t)	Samuel, S.F. (WR)	5	3	2	0	0	30
43t)	Schultz, Dal. (TE)	5	0	5	0	0	30
50)	Ertz, Ariz (TE)	4	0	4	0	2	28

WEEK 18 / THROUGH SUNDAY, JANUARY 8, 2023**NFC / LEADING SCORERS, KICKERS**

Rank	Player, Team	PAT	FG	Pct	Long	Pts
1)	Myers, Sea.	41/42	34/37	.919	56	143
2)	Maher, Dal.	50/53	29/32	.906	60	137
3)	Gould, S.F.	50/51	27/32	.844	51	131
4t)	Koo, Atl.	33/35	32/37	.865	54	129
4t)	Pineiro, Car.	30/32	33/35	.943	54	129
6)	Gano, NY-G	32/34	29/32	.906	57	119
7)	Joseph, Min.	40/46	26/33	.788	61	118
8)	Succop, T.B.	24/25	31/38	.816	54	117
9)	Gay, LA-R	31/32	28/30	.933	58	115
10)	Crosby, G.B.	37/39	25/29	.862	56	112
11)	Elliott, Phi.	51/53	20/23	.870	56	111
12)	Badgley, Chi.-Det.	33/33	24/28	.857	53	105
13)	Lutz, N.O.	33/33	23/31	.742	60	102
14)	Slye, Was.	24/28	25/30	.833	58	99
15)	Santos, Chi.	27/32	21/23	.913	51	90
16)	Prater, Ariz	17/18	22/25	.880	57	83
17)	Seibert, Det.	12/12	3/ 5	.600	48	21
18)	Ammendola, ALL totals	5/ 7	5/ 7	.714	31	20
19)	Blankenship, Ind.-Ariz	4/ 5	4/ 5	.800	50	16
20)	Eberle, Det.	2/ 4	1/ 1	1.000	49	5
21)	Wishnowsky, S.F.	1/ 2	0/ 0	---	--	1

NFC / TOUCHBACKS ON KICKOFFS

Rank	Player, Team	TB
1)	Maher, Dal.	78
2)	Elliott, Phi.	63
3)	Gay, LA-R	61
4)	Slye, Was.	60
5)	Pinion, Atl.	59
6t)	Joseph, Min.	54
6t)	Myers, Sea.	54
8)	Gano, NY-G	50
9)	Lutz, N.O.	48
10)	Gould, S.F.	47
11t)	Fox, Det.	46
11t)	Pineiro, Car.	46
13)	*Camarda, T.B.	40
14)	Prater, Ariz	34
15)	Santos, Chi.	28
16)	Blankenship, Ind.-Ariz	17
17)	Crosby, G.B.	15
18)	*Gill, Chi.	13
19)	Ammendola, ALL totals	12
20)	Eberle, Det.	5
21t)	Ahmed, G.B.	3
21t)	Seibert, Det.	3

WEEK 18 / THROUGH SUNDAY, JANUARY 8, 2023

NFC / MOST YARDS FROM SCRIMMAGE

Rank	Player, Team	Yards	Total			Rushing			Receiving		
			Att+Rec	Avg	Yards	Att	Avg	Yards	Rec	Avg	
1)	McCaffrey, Car.-S.F. (RB)	1880	329	5.7	1139	244	4.7	741	85	8.7	
2)	Jefferson, Min. (WR)	1833	132	13.9	24	4	6.0	1809	128	14.1	
3)	Barkley, NY-G (RB)	1650	352	4.7	1312	295	4.4	338	57	5.9	
4)	A. Jones, G.B. (RB)	1516	272	5.6	1121	213	5.3	395	59	6.7	
5)	Brown, Phi. (WR)	1496	88	17.0	0	0	---	1496	88	17.0	
6)	Cook, Min. (RB)	1468	303	4.8	1173	264	4.4	295	39	7.6	
7)	Lamb, Dal. (WR)	1406	117	12.0	47	10	4.7	1359	107	12.7	
8)	Kamara, N.O. (RB)	1387	280	5.0	897	223	4.0	490	57	8.6	
9)	Pollard, Dal. (RB)	1378	232	5.9	1007	193	5.2	371	39	9.5	
10)	Sanders, Phi. (RB)	1347	279	4.8	1269	259	4.9	78	20	3.9	
11)	St. Brown, Det. (WR)	1256	115	10.9	95	9	10.6	1161	106	11.0	
12)	McLaurin, Was. (WR)	1220	84	14.5	29	7	4.1	1191	77	15.5	
13)	*Walker, Sea. (RB)	1215	255	4.8	1050	228	4.6	165	27	6.1	
14)	D. Smith, Phi. (WR)	1196	95	12.6	0	0	---	1196	95	12.6	
15)	Fournette, T.B. (RB)	1191	262	4.5	668	189	3.5	523	73	7.2	
16)	*Allgeier, Atl. (RB)	1174	226	5.2	1035	210	4.9	139	16	8.7	
17)	Fields, Chi. (QB)	1143	160	7.1	1143	160	7.1	0	0	---	
18)	Jama. Williams, Det. (RB)	1139	274	4.2	1066	262	4.1	73	12	6.1	
19)	Evans, T.B. (WR)	1124	77	14.6	0	0	---	1124	77	14.6	
20)	Montgomery, Chi. (RB)	1117	235	4.8	801	201	4.0	316	34	9.3	
21)	Conner, Ariz (RB)	1082	229	4.7	782	183	4.3	300	46	6.5	
22)	Metcalfe, Sea. (WR)	1048	90	11.6	0	0	---	1048	90	11.6	
23)	*Olave, N.O. (WR)	1042	72	14.5	0	0	---	1042	72	14.5	
24)	Aiyuk, S.F. (WR)	1038	80	13.0	23	2	11.5	1015	78	13.0	
25)	Lockett, Sea. (WR)	1033	84	12.3	0	0	---	1033	84	12.3	
26)	Godwin, T.B. (WR)	1028	107	9.6	5	3	1.7	1023	104	9.8	
27)	Dillon, G.B. (RB)	976	214	4.6	770	186	4.1	206	28	7.4	
28)	Elliot, Dal. (RB)	968	248	3.9	876	231	3.8	92	17	5.4	
29)	Moore, Car. (WR)	941	73	12.9	53	10	5.3	888	63	14.1	
30)	Foreman, Car. (RB)	940	208	4.5	914	203	4.5	26	5	5.2	
31)	Swift, Det. (RB)	931	147	6.3	542	99	5.5	389	48	8.1	
32)	Hockenson, Det.-Min. (TE)	914	86	10.6	0	0	---	914	86	10.6	
33)	C. Akers, LA-R (RB)	903	201	4.5	786	188	4.2	117	13	9.0	
34)	Gibson, Was. (RB)	899	195	4.6	546	149	3.7	353	46	7.7	
35)	*London, Atl. (WR)	866	72	12.0	0	0	---	866	72	12.0	
36t)	Kupp, LA-R (WR)	864	84	10.3	52	9	5.8	812	75	10.8	
36t)	Samuel, S.F. (WR)	864	98	8.8	232	42	5.5	632	56	11.3	
38)	*Robinson, Was. (RB)	857	214	4.0	797	205	3.9	60	9	6.7	
39)	Samuel, Was. (WR)	843	102	8.3	187	38	4.9	656	64	10.3	
40)	Patterson, Atl. (RB)	817	165	5.0	695	144	4.8	122	21	5.8	
41t)	Herbert, Chi. (RB)	788	138	5.7	731	129	5.7	57	9	6.3	
41t)	Lazard, G.B. (WR)	788	62	12.7	0	2	0.0	788	60	13.1	
43)	*R. White, T.B. (RB)	771	179	4.3	481	129	3.7	290	50	5.8	
44)	Kittle, S.F. (TE)	765	60	12.8	0	0	---	765	60	12.8	
45)	Hurts, Phi. (QB)	760	165	4.6	760	165	4.6	0	0	---	
46)	Slayton, NY-G (WR)	724	46	15.7	0	0	---	724	46	15.7	
47)	Thielen, Min. (WR)	720	71	10.1	4	1	4.0	716	70	10.2	
48)	Hopkins, Ariz (WR)	717	64	11.2	0	0	---	717	64	11.2	
49)	M. Brown, Ariz (WR)	710	68	10.4	1	1	1.0	709	67	10.6	
50)	Jones, NY-G (QB)	708	120	5.9	708	120	5.9	0	0	---	

WEEK 18 / THROUGH SUNDAY, JANUARY 8, 2023**NFC / LEADERS IN FIRST DOWNS**

Rank	Player, Team	Rush	Rec	Tot
1)	McCaffrey, Car.-S.F. (RB)	59	36	95
2)	Jefferson, Min. (WR)	2	80	82
3)	A. Jones, G.B. (RB)	54	19	73
4)	Barkley, NY-G (RB)	62	10	72
5)	St. Brown, Det. (WR)	3	68	71
6)	Lamb, Dal. (WR)	3	67	70
7)	Jama. Williams, Det. (RB)	65	4	69
8)	Hurts, Phi. (QB)	67	0	67
9)	Cook, Min. (RB)	50	16	66
10t)	Fields, Chi. (QB)	65	0	65
10t)	Fournette, T.B. (RB)	39	26	65
12t)	Pollard, Dal. (RB)	46	18	64
12t)	Sanders, Phi. (RB)	62	2	64
14t)	*Allgeier, Atl. (RB)	53	8	61
14t)	Conner, Ariz (RB)	48	13	61
16)	Brown, Phi. (WR)	0	59	59
17)	McLaurin, Was. (WR)	2	56	58
18t)	Jones, NY-G (QB)	57	0	57
18t)	Kamara, N.O. (RB)	40	17	57
18t)	D. Smith, Phi. (WR)	0	57	57
18t)	*Walker, Sea. (RB)	51	6	57
22t)	Dillon, G.B. (RB)	47	9	56
22t)	Elliott, Dal. (RB)	52	4	56
24t)	Evans, T.B. (WR)	0	53	53
24t)	Godwin, T.B. (WR)	0	53	53
26)	*Robinson, Was. (RB)	49	3	52
27)	Montgomery, Chi. (RB)	41	10	51
28t)	Gibson, Was. (RB)	32	18	50
28t)	Lockett, Sea. (WR)	0	50	50
30t)	Aiyuk, S.F. (WR)	1	47	48
30t)	*London, Atl. (WR)	0	48	48
30t)	*Olave, N.O. (WR)	0	48	48
33t)	C. Akers, LA-R (RB)	39	8	47
33t)	Metcalfe, Sea. (WR)	0	47	47
33t)	Moore, Car. (WR)	3	44	47
33t)	Samuel, Was. (WR)	11	36	47
37t)	Foreman, Car. (RB)	45	1	46
37t)	Kupp, LA-R (WR)	4	42	46
39t)	Lazard, G.B. (WR)	0	45	45
39t)	Patterson, Atl. (RB)	39	6	45
39t)	Thielen, Min. (WR)	0	45	45
42)	Hockenson, Det.-Min. (TE)	0	44	44
43t)	Goedert, Phi. (TE)	0	40	40
43t)	*R. White, T.B. (RB)	27	13	40
45)	Hill, N.O. (TE)	34	5	39
46)	Swift, Det. (RB)	21	17	38
47)	Kittle, S.F. (TE)	0	36	36
48)	Hopkins, Ariz (WR)	0	35	35
49)	Osborn, Min. (WR)	2	32	34
50t)	M. Brown, Ariz (WR)	0	33	33
50t)	Samuel, S.F. (WR)	8	25	33

WEEK 18 / THROUGH SUNDAY, JANUARY 8, 2023**NFC / LEADING PUNTERS**

Rank	Player, Team	No	Yards	Lg	Avg	TB	Blk	Dwn	OB	Opp Ret	In	Net
1)	*Camarda, T.B.	79	3859	74	48.8	10	0	7	9	32	374	22 41.6
2)	Fox, Det.	52	2525	66	48.6	3	0	7	3	30	313	14 41.4
3)	Dickson, Sea.	66	3199	68	48.5	3	0	8	8	35	207	22 44.4
4)	Hekker, Car.	81	3925	68	48.5	6	0	10	7	27	231	39 44.1
5)	Anger, Dal.	68	3291	83	48.4	6	0	6	1	32	258	27 42.8
6)	Dixon, LA-R	71	3434	67	48.4	4	2	6	11	36	372	19 40.8
7)	*Wright, Min.	73	3457	73	47.4	1	1	5	7	38	293	32 42.5
8)	Lee, Ariz	67	3157	65	47.1	4	1	6	4	37	337	18 40.3
9)	Way, Was.	83	3885	68	46.8	5	0	13	5	34	219	37 43.0
10)	Gillan, NY-G	74	3463	69	46.8	9	1	6	7	28	277	26 40.1
11)	Gillikin, N.O.	77	3571	68	46.4	7	0	13	6	26	232	32 41.5
12)	*Gill, Chi.	66	3038	63	46.0	3	1	8	4	31	281	20 40.3
13)	Pinion, Atl.	62	2845	73	45.9	2	0	7	6	25	250	23 41.2
14)	Siposs, Phi.	44	2005	59	45.6	3	1	7	3	20	161	16 39.6
15)	O'Donnell, G.B.	52	2313	72	44.5	1	2	9	4	20	190	24 38.9
16)	Wishnowsky, S.F.	61	2676	74	43.9	5	0	16	6	17	153	32 39.7

NFC / LEADING PUNTERS, NET AVERAGE

Rank	Player, Team	No	Yards	Lg	Avg	TB	Blk	Dwn	OB	Opp Ret	In	Net
1)	Dickson, Sea.	66	3199	68	48.5	3	0	8	8	35	207	22 44.4
2)	Hekker, Car.	81	3925	68	48.5	6	0	10	7	27	231	39 44.1
3)	Way, Was.	83	3885	68	46.8	5	0	13	5	34	219	37 43.0
4)	Anger, Dal.	68	3291	83	48.4	6	0	6	1	32	258	27 42.8
5)	*Wright, Min.	73	3457	73	47.4	1	1	5	7	38	293	32 42.5
6)	*Camarda, T.B.	79	3859	74	48.8	10	0	7	9	32	374	22 41.6
7)	Gillikin, N.O.	77	3571	68	46.4	7	0	13	6	26	232	32 41.5
8)	Fox, Det.	52	2525	66	48.6	3	0	7	3	30	313	14 41.4
9)	Pinion, Atl.	62	2845	73	45.9	2	0	7	6	25	250	23 41.2
10)	Dixon, LA-R	71	3434	67	48.4	4	2	6	11	36	372	19 40.8
11)	Lee, Ariz	67	3157	65	47.1	4	1	6	4	37	337	18 40.3
12)	*Gill, Chi.	66	3038	63	46.0	3	1	8	4	31	281	20 40.3
13)	Gillan, NY-G	74	3463	69	46.8	9	1	6	7	28	277	26 40.1
14)	Wishnowsky, S.F.	61	2676	74	43.9	5	0	16	6	17	153	32 39.7
15)	Siposs, Phi.	44	2005	59	45.6	3	1	7	3	20	161	16 39.6
16)	O'Donnell, G.B.	52	2313	72	44.5	1	2	9	4	20	190	24 38.9

NFC / PUNT RETURN LEADERS

Rank	Player, Team	Ret	FC	Yards	Avg	Long	TD
1)	A. Williams, Atl.	18	19	292	16.2	56	0
2)	Raymond, Det.	20	20	264	13.2	47t	1
3)	McCloud, S.F.	33	21	356	10.8	35	0
4)	Turpin, Dal.	29	26	303	10.4	52	0
5)	*Shaheed, N.O.	20	25	193	9.7	42	0
6)	*Covey, Phi.	33	18	308	9.3	27	0
7)	Milne, Was.	40	22	311	7.8	19	0
8)	Powell, LA-R	24	19	177	7.4	22	0
9)	James, NY-G	24	14	174	7.3	23	0
10)	Dortch, Ariz	26	5	172	6.6	18	0
11)	Reagor, Min.	26	14	167	6.4	25	0
12)	S. Smith, Car.	23	9	143	6.2	22	0

NFC / KICKOFF RETURN LEADERS

Rank	Player, Team	Ret	Yards	Avg	Long	TD
1)	Nixon, G.B.	35	1009	28.8	105t	1
2)	*V. Jones, Chi.	22	607	27.6	63	0
3)	Ju. Jackson, Det.	23	613	26.7	42	0
4)	Nwangwu, Min.	35	920	26.3	97t	1
5)	Turpin, Dal.	21	508	24.2	63	0
6)	Gibson, Was.	21	486	23.1	45	0
7)	McCloud, S.F.	26	599	23.0	39	0
8)	Brightwell, NY-G	26	555	21.3	47	0
9)	Powell, LA-R	30	605	20.2	34	0

WEEK 18 / THROUGH SUNDAY, JANUARY 8, 2023**NFC / LEADERS IN INTERCEPTIONS**

Rank	Player, Team	Int	Yards	Avg	Long	TD
1t)	Gardner-Johnson, Phi.	6	54	9.0	25	0
1t)	*Woolen, Sea.	6	47	7.8	40t	1
3t)	Gipson, S.F.	5	141	28.2	56	0
3t)	Peterson, Min.	5	92	18.4	39	0
3t)	Alexander, G.B.	5	59	11.8	29	0
3t)	H. Smith, Min.	5	58	11.6	35	0
3t)	*Bland, Dal.	5	19	3.8	15	0
8t)	Diggs, Sea.	4	70	17.5	27	0
8t)	*Joseph, Det.	4	70	17.5	38	0
8t)	Hufanga, S.F.	4	61	15.3	52t	1
8t)	Ramsey, LA-R	4	53	13.3	28	0
8t)	E. Jackson, Chi.	4	44	11.0	26	0
8t)	Douglas, G.B.	4	26	6.5	22	0
8t)	Forrest, Was.	4	1	0.3	1	0
15t)	*Durant, LA-R	3	151	50.3	85t	1
15t)	R. Ford, G.B.	3	87	29.0	34	0
15t)	*Gordon, Chi.	3	78	26.0	42	0
15t)	Wilson, Ariz	3	77	25.7	39	1
15t)	Fuller, Was.	3	66	22.0	37t	2
15t)	Bradberry, Phi.	3	54	18.0	27t	1
15t)	Horn, Car.	3	49	16.3	31	0
15t)	Mathieu, N.O.	3	44	14.7	41	0
15t)	Hooker, Dal.	3	29	9.7	26	0
15t)	*Hutchinson, Det.	3	25	8.3	20	0
15t)	Slay, Phi.	3	17	5.7	19	0
15t)	Diggs, Dal.	3	10	3.3	7	0
15t)	J. Ward, S.F.	3	0	0.0	0	0

WEEK 18 / THROUGH SUNDAY, JANUARY 8, 2023**NFC / LEADERS IN SACKS**

Rank	Player, Team	Sacks
1)	Bosa, S.F. (DE)	18.5
2)	Reddick, Phi. (LB)	16.0
3)	Parsons, Dal. (LB)	13.5
4t)	Burns, Car. (DE)	12.5
4t)	Watt, Ariz (DE)	12.5
6)	Payne, Was. (DT)	11.5
7t)	B. Graham, Phi. (DE)	11.0
7t)	Hargrave, Phi. (NT)	11.0
7t)	Sweat, Phi. (DE)	11.0
10)	Hunter, Min. (LB)	10.5
11)	Z. Smith, Min. (LB)	10.0
12t)	*Hutchinson, Det. (DE)	9.5
12t)	Nwosu, Sea. (LB)	9.5
12t)	Taylor, Sea. (LB)	9.5
15)	Floyd, LA-R (LB)	9.0
16t)	Armstrong, Dal. (DE)	8.5
16t)	Jordan, N.O. (DE)	8.5
16t)	P. Smith, G.B. (LB)	8.5
19t)	*Houston, Det. (LB)	8.0
19t)	Sweat, Was. (DE)	8.0
21t)	Allen, Was. (DT)	7.5
21t)	Lawrence, NY-G (NT)	7.5
23t)	Cox, Phi. (DE)	7.0
23t)	Elliss, N.O. (LB)	7.0
23t)	Luvu, Car. (LB)	7.0
26t)	D. Davis, N.O. (LB)	6.5
26t)	Vea, T.B. (NT)	6.5
28t)	Fowler, Dal. (DE)	6.0
28t)	Gary, G.B. (LB)	6.0
28t)	Jarrett, Atl. (NT)	6.0
28t)	Lawrence, Dal. (DE)	6.0
28t)	Wagner, LA-R (LB)	6.0
33t)	Allen, Ariz (DE)	5.5
33t)	Granderson, N.O. (DE)	5.5
33t)	Jefferson, Sea. (DE)	5.5
33t)	Nelson, T.B. (LB)	5.5
33t)	Ojulari, NY-G (LB)	5.5
33t)	D. White, T.B. (LB)	5.5
39t)	Donald, LA-R (DE)	5.0
39t)	Ebukam, S.F. (DE)	5.0
39t)	Haynes, Car. (DE)	5.0
39t)	Onyemata, N.O. (DT)	5.0
39t)	Wilson, Dal. (DB)	5.0
44t)	Hoecht, LA-R (DT)	4.5
44t)	Omenihu, S.F. (DE)	4.5
46t)	*Brisker, Chi. (DB)	4.0
46t)	Carter, Atl. (LB)	4.0
46t)	Clark, G.B. (NT)	4.0
46t)	Cominsky, Det. (DE)	4.0
46t)	Gaines, LA-R (NT)	4.0
46t)	Jones II, Min. (LB)	4.0
46t)	Obada, Was. (DE)	4.0
46t)	Odighizuwa, Dal. (DT)	4.0
46t)	I. Simmons, Ariz (LB)	4.0
46t)	*Thibodeaux, NY-G (LB)	4.0
46t)	Tryon-Shoyinka, T.B. (LB)	4.0
46t)	M. Williams, Phi. (DT)	4.0
46t)	*Williams, Dal. (DE)	4.0
46t)	Winfield, T.B. (DB)	4.0
46t)	Wonnum, Min. (LB)	4.0

WEEK 18 / THROUGH SUNDAY, JANUARY 8, 2023**NFC / FUMBLE RECOVERIES**

Rank	Player, Team	TotRec	OffRec	DefRec
1)	Fields, Chi.	8	8	0
2)	Murray, Ariz	6	6	0
3)	Mayfield, Car.-LA-R	5	5	0
4t)	Conner, Ariz	4	4	0
4t)	Dalton, N.O.	4	4	0
4t)	*Ebner, Chi.	4	4	0
4t)	Gross-Matos, Car.	4	1	3
4t)	Mariota, Atl.	4	4	0
4t)	Wentz, Was.	4	4	0
10t)	Cook, Min.	3	3	0
10t)	Darnold, Car.	3	3	0
10t)	Minshew, Phi.	3	3	0
10t)	Parsons, Dal.	3	0	3
10t)	Reagor, Min.	3	3	0
10t)	Reddick, Phi.	3	0	3
10t)	Sanders, Phi.	3	3	0
10t)	D. White, T.B.	3	0	3
10t)	*Williams, Dal.	3	0	3
10t)	*Woolen, Sea.	3	1	2

NFC / OFFENSIVE FUMBLE RECOVERIES

Rank	Player, Team	Ret	Yards	Avg	Long	TD
1)	Fields, Chi.	8	-4	-0.5	1	0
2)	Murray, Ariz	6	0	0.0	0	0
3)	Mayfield, Car.-LA-R	5	0	0.0	0	0
4t)	*Ebner, Chi.	4	1	0.3	10	0
4t)	Conner, Ariz	4	0	0.0	0	0
4t)	Dalton, N.O.	4	0	0.0	0	0
4t)	Mariota, Atl.	4	0	0.0	0	0
4t)	Wentz, Was.	4	0	0.0	0	0
9t)	Cook, Min.	3	7	2.3	7	0
9t)	Darnold, Car.	3	0	0.0	0	0
9t)	Minshew, Phi.	3	0	0.0	0	0
9t)	Reagor, Min.	3	0	0.0	0	0
9t)	Sanders, Phi.	3	0	0.0	0	0
14t)	*Covey, Phi.	2	0	0.0	0	0
14t)	Dillon, G.B.	2	0	0.0	0	0
14t)	Goff, Det.	2	0	0.0	0	0
14t)	Heinicke, Was.	2	0	0.0	0	0
14t)	Hill, N.O.	2	0	0.0	0	0
14t)	A. Jones, G.B.	2	0	0.0	0	0
14t)	Jones, NY-G	2	0	0.0	0	0
14t)	McCloud, S.F.	2	0	0.0	0	0
14t)	Montgomery, Chi.	2	0	0.0	0	0
14t)	Raymond, Det.	2	0	0.0	0	0
14t)	G. Smith, Sea.	2	0	0.0	0	0
14t)	Stafford, LA-R	2	0	0.0	0	0
14t)	Taylor, Car.	2	0	0.0	0	0
14t)	J. Winston, N.O.	2	0	0.0	0	0
14t)	Hurts, Phi.	2	-1	-0.5	0	0
14t)	Patrick, Chi.	2	-6	-3.0	0	0
14t)	Powell, LA-R	2	-6	-3.0	0	0

WEEK 18 / THROUGH SUNDAY, JANUARY 8, 2023**NFC / DEFENSIVE FUMBLE RECOVERIES**

Rank	Player, Team	Ret	Yards	Avg	Long	TD
1t)	Parsons, Dal.	3	36	12.0	36t	1
1t)	D. White, T.B.	3	26	8.7	13	0
1t)	Reddick, Phi.	3	1	0.3	1	0
1t)	*Williams, Dal.	3	0	0.0	0	0
1t)	Gross-Matos, Car.	3	-2	-0.7	0	0
6t)	Murphy, Ariz	2	59	29.5	59t	1
6t)	Bynum, Min.	2	55	27.5	40	0
6t)	Woods, Car.	2	30	15.0	30	0
6t)	Greenlaw, S.F.	2	23	11.5	23t	1
6t)	Evans, Atl.	2	8	4.0	10	0
6t)	M. Jackson, Sea.	2	8	4.0	8	0
6t)	*Woolen, Sea.	2	7	3.5	7	0
6t)	Kearse, Dal.	2	6	3.0	6	0
6t)	Roby, N.O.	2	6	3.0	4	0
6t)	Nwosu, Sea.	2	4	2.0	4	0
6t)	*Belton, NY-G	2	3	1.5	3	0
6t)	Armstrong, Dal.	2	1	0.5	1	0
6t)	Jackson, NY-G	2	1	0.5	1	0
6t)	*Thibodeaux, NY-G	2	1	0.5	1t	1
6t)	Toohill, Was.	2	1	0.5	1t	1
6t)	Barr, Dal.	2	0	0.0	0	0
6t)	Davis, Was.	2	0	0.0	0	0
6t)	Hargrave, Phi.	2	0	0.0	0	0
6t)	*Holmes, Was.	2	0	0.0	0	0
6t)	*Hutchinson, Det.	2	0	0.0	0	0
6t)	Reed, G.B.	2	0	0.0	0	0
6t)	L. Williams, NY-G	2	0	0.0	0	0

WEEK 18 / THROUGH SUNDAY, JANUARY 8, 2023

NFL / LEADING PASSERS

Player, Team	Att	Comp	Pct		Avg		Pct			Pct	Rating
			Comp	Yds	Gain	TD	TD	Long	Int		
Tagovailoa, Mia.	400	259	64.8	3548	8.87	25	6.3	84t	8	2.0	105.5
Mahomes, K.C.	648	435	67.1	5250	8.10	41	6.3	67	12	1.9	105.2
Garoppolo, S.F.	308	207	67.2	2437	7.91	16	5.2	57t	4	1.3	103.0
Hurts, Phi.	460	306	66.5	3701	8.05	22	4.8	68	6	1.3	101.5
G. Smith, Sea.	572	399	69.8	4282	7.49	30	5.2	54	11	1.9	100.9
Burrow, Cin.	606	414	68.3	4475	7.38	35	5.8	60t	12	2.0	100.8
Goff, Det.	587	382	65.1	4438	7.56	29	4.9	81	7	1.2	99.3
Allen, Buf.	567	359	63.3	4283	7.55	35	6.2	98t	14	2.5	96.6
Dalton, N.O.	378	252	66.7	2871	7.60	18	4.8	64	9	2.4	95.2
Lawrence, Jac.	584	387	66.3	4113	7.04	25	4.3	59t	8	1.4	95.2
Tannehill, Ten.	325	212	65.2	2536	7.80	13	4.0	69	6	1.8	94.6
Herbert, LA-C	699	477	68.2	4739	6.78	25	3.6	55	10	1.4	93.2
Jones, NY-G	472	317	67.2	3205	6.79	15	3.2	65t	5	1.1	92.5
Cousins, Min.	643	424	65.9	4547	7.07	29	4.5	66	14	2.2	92.5
Prescott, Dal.	394	261	66.2	2860	7.26	23	5.8	68t	15	3.8	91.1
Aa. Rodgers, G.B.	542	350	64.6	3695	6.82	26	4.8	58t	12	2.2	91.1
L. Jackson, Bal.	326	203	62.3	2242	6.88	17	5.2	75t	7	2.1	91.1
Brady, T.B.	733	490	66.8	4694	6.40	25	3.4	63t	9	1.2	90.7
Heinicke, Was.	259	161	62.2	1859	7.18	12	4.6	61	6	2.3	89.6
Brissett, Cle.	369	236	64.0	2608	7.07	12	3.3	55	6	1.6	88.9
Mariota, Atl.	300	184	61.3	2219	7.40	15	5.0	75t	9	3.0	88.2
Stafford, LA-R	303	206	68.0	2087	6.89	10	3.3	75t	8	2.6	87.4
Murray, Ariz	390	259	66.4	2368	6.07	14	3.6	38t	7	1.8	87.2
Carr, L.V.	502	305	60.8	3522	7.02	24	4.8	60	14	2.8	86.3
Fields, Chi.	318	192	60.4	2242	7.05	17	5.3	56	11	3.5	85.2
Mac Jones, N.E.	442	288	65.2	2997	6.78	14	3.2	48t	11	2.5	84.8
Wilson, Den.	483	292	60.5	3524	7.30	16	3.3	67t	11	2.3	84.4
Ryan, Ind.	461	309	67.0	3057	6.63	14	3.0	45	13	2.8	83.9
Wentz, Was.	276	172	62.3	1755	6.36	11	4.0	75t	9	3.3	80.2
Mayfield, Car.-LA-R	335	201	60.0	2163	6.46	10	3.0	75t	8	2.4	79.0
Mills, Hou.	479	292	61.0	3118	6.51	17	3.5	58	15	3.1	78.8
*Pickett, Pit.	389	245	63.0	2404	6.18	7	1.8	57	9	2.3	76.7
Z. Wilson, NY-J	242	132	54.5	1688	6.98	6	2.5	79	7	2.9	72.8

NFL / LEADING PASSERS, RANKS

Player, Team	Att	Comp	Pct		Avg		Pct			Pct	Rating
			Comp	Yds	Gain	TD	TD	Long	Int		
Tagovailoa, Mia.	18	19t	19	12	1	8t	2		11t	14	1
Mahomes, K.C.	3	3	7	1	2	1	1		25t	11	2
Garoppolo, S.F.	28	25	5	23	4	19t	9		1	4	3
Hurts, Phi.	16	13	11	10	3	14	13		3t	5	4
G. Smith, Sea.	8	6	1	8	9	4	7		21t	12	5
Burrow, Cin.	5	5	2	5	11	2t	5		25t	13	6
Goff, Det.	6	8	18	6	7	5t	11		7t	2	7
Allen, Buf.	9	9	22	7	8	2t	3		29t	23	8
Dalton, N.O.	22	21	10	19	6	15	15		15t	21	9
Lawrence, Jac.	7	7	13	9	18	8t	18		11t	6	10
Tannehill, Ten.	26	24	16	22	5	26t	19		3t	10	11
Herbert, LA-C	2	2	3	2	26	8t	22		20	7	12
Jones, NY-G	14	11	6	15	24	21t	28		2	1	13
Cousins, Min.	4	4	15	4	15	5t	17		29t	16	14
Prescott, Dal.	19	18	14	20	13	13	4		32t	33	15
Aa. Rodgers, G.B.	10	10	20	11	23	7	12		25t	17	16
L. Jackson, Bal.	25	27	25	26t	22	16t	8		7t	15	17
Brady, T.B.	1	1	9	3	30	8t	24		15t	3	18
Heinicke, Was.	32	32	26	31	14	28t	16		3t	20	19
Brissett, Cle.	23	23	21	21	16	28t	27		3t	8	20
Mariota, Atl.	30	30	27	28	10	21t	10		15t	29	21
Stafford, LA-R	29	26	4	30	21	31t	26		11t	25	22
Murray, Ariz	20	19t	12	25	33	23t	21		7t	9	23
Carr, L.V.	11	14	29	14	19	12	14		29t	26	24
Fields, Chi.	27	29	31	26t	17	16t	6		21t	32	25
Mac Jones, N.E.	17	17	17	18	25	23t	29		21t	24	26
Wilson, Den.	12	15t	30	13	12	19t	25		21t	18	27
Ryan, Ind.	15	12	8	17	27	23t	30		28	27	28
Wentz, Was.	31	31	24	32	31	30	20		15t	31	29
Mayfield, Car.-LA-R	24	28	32	29	29	31t	31		11t	22	30
Mills, Hou.	13	15t	28	16	28	16t	23		32t	30	31
*Pickett, Pit.	21	22	23	24	32	33t	33		15t	19	32
Z. Wilson, NY-J	33	33	33	33	20	36	32		7t	28	33

WEEK 18 / THROUGH SUNDAY, JANUARY 8, 2023**NFL / FOURTH-QUARTER PASSING LEADERS**

Rank	Player, Team	Att	Comp	Comp%	Yards	YPA	TD	TD%	Int	Int%	Rating
1)	Burrow, Cin.	131	92	70.2	1041	7.95	11	8.4	2	1.5	115.3
2)	Prescott, Dal.	80	55	68.8	649	8.11	5	6.3	1	1.3	108.8
3)	G. Smith, Sea.	148	101	68.2	1186	8.01	9	6.1	2	1.4	107.0
4)	Cousins, Min.	171	112	65.5	1339	7.83	13	7.6	4	2.3	104.9
5)	Hurts, Phi.	60	40	66.7	457	7.62	4	6.7	1	1.7	104.7
6)	Trubisky, Pit.	42	24	57.1	305	7.26	3	7.1	0	0.0	103.8
7)	Goff, Det.	162	102	63.0	1191	7.35	10	6.2	2	1.2	100.6
8)	Brady, T.B.	219	149	68.0	1405	6.42	13	5.9	3	1.4	99.6
9)	Z. Wilson, NY-J	59	37	62.7	490	8.31	3	5.1	1	1.7	98.8
10)	Tannehill, Ten.	71	50	70.4	557	7.85	2	2.8	1	1.4	97.0
11)	Tagovailoa, Mia.	82	53	64.6	693	8.45	5	6.1	3	3.7	96.2
12)	Garoppolo, S.F.	67	45	67.2	562	8.39	3	4.5	2	3.0	95.5
13)	J. Winston, N.O.	48	33	68.8	534	11.13	4	8.3	5	10.4	93.9
14)	Mariota, Atl.	69	42	60.9	609	8.83	4	5.8	3	4.3	90.8
15)	Mahomes, K.C.	124	82	66.1	1028	8.29	6	4.8	6	4.8	87.7
16)	Lawrence, Jac.	144	89	61.8	886	6.15	7	4.9	3	2.1	86.7
17)	Herbert, LA-C	186	126	67.7	1093	5.88	7	3.8	4	2.2	86.6
18)	Ryan, Ind.	135	89	65.9	927	6.87	5	3.7	4	3.0	85.6
19)	Allen, Buf.	115	67	58.3	858	7.46	6	5.2	4	3.5	84.6
20)	Mayfield, Car.-LA-R	101	61	60.4	775	7.67	5	5.0	4	4.0	84.4
21)	Brissett, Cle.	105	64	61.0	738	7.03	4	3.8	3	2.9	83.0
22)	Murray, Ariz	124	76	61.3	657	5.30	5	4.0	2	1.6	82.0
23)	C. Rush, Dal.	60	34	56.7	320	5.33	3	5.0	1	1.7	81.3
24)	Flacco, NY-J	74	43	58.1	378	5.11	3	4.1	1	1.4	79.7
25)	Aa. Rodgers, G.B.	155	91	58.7	954	6.15	5	3.2	3	1.9	79.3
26)	Jones, NY-G	122	74	60.7	729	5.98	4	3.3	3	2.5	78.2
27)	Stidham, L.V.	42	25	59.5	280	6.67	1	2.4	1	2.4	77.5
28)	Wilson, Den.	132	76	57.6	935	7.08	4	3.0	4	3.0	77.1
29)	Dalton, N.O.	110	66	60.0	696	6.33	3	2.7	3	2.7	76.2
30)	Mac Jones, N.E.	130	77	59.2	847	6.52	4	3.1	4	3.1	76.0
31)	Wentz, Was.	122	81	66.4	722	5.92	4	3.3	5	4.1	75.9
32)	Heinicke, Was.	69	45	65.2	519	7.52	2	2.9	4	5.8	73.3
33)	Watson, Cle.	50	26	52.0	274	5.48	2	4.0	1	2.0	73.3
34)	L. Jackson, Bal.	64	41	64.1	502	7.84	2	3.1	4	6.3	72.5
35)	Carr, L.V.	151	78	51.7	973	6.44	6	4.0	5	3.3	71.4
36)	*Purdy, S.F.	43	24	55.8	335	7.79	0	0.0	1	2.3	71.4
37)	*Pickett, Pit.	120	74	61.7	799	6.66	2	1.7	5	4.2	69.4
38)	Mills, Hou.	166	96	57.8	1121	6.75	4	2.4	7	4.2	68.9
39)	Stafford, LA-R	80	57	71.3	469	5.86	0	0.0	4	5.0	65.1
40)	Fields, Chi.	84	50	59.5	474	5.64	4	4.8	6	7.1	61.3
41)	M. White, NY-J	61	32	52.5	364	5.97	0	0.0	2	3.3	57.0
42)	*Thompson, Mia.	47	23	48.9	241	5.13	1	2.1	2	4.3	53.6
43)	McSorley, Ariz	46	26	56.5	224	4.87	0	0.0	5	10.9	29.9

NFL / THIRD-DOWN PASSING LEADERS

Rank	Player, Team	Att	Comp	Comp%	Yards	YPA	TD	TD%	Int	Int%	Rating
1)	Tagovailoa, Mia.	106	69	65.1	996	9.40	11	10.4	0	0.0	130.1
2)	Garoppolo, S.F.	85	55	64.7	699	8.22	7	8.2	1	1.2	112.8
3)	Burrow, Cin.	146	101	69.2	1078	7.38	12	8.2	2	1.4	112.2
4)	Mahomes, K.C.	143	85	59.4	1419	9.92	13	9.1	6	4.2	105.8
5)	G. Smith, Sea.	130	82	63.1	857	6.59	10	7.7	1	0.8	104.6
6)	Goff, Det.	146	96	65.8	1170	8.01	8	5.5	2	1.4	102.8
7)	Cousins, Min.	168	104	61.9	1205	7.17	14	8.3	4	2.4	101.4
8)	Allen, Buf.	118	67	56.8	990	8.39	9	7.6	4	3.4	95.7
9)	Lawrence, Jac.	146	89	61.0	1023	7.01	7	4.8	1	0.7	95.2
10)	Hurts, Phi.	91	57	62.6	805	8.85	3	3.3	2	2.2	93.0
11)	Herbert, LA-C	180	116	64.4	1258	6.99	7	3.9	3	1.7	90.9
12)	Murray, Ariz	88	47	53.4	481	5.47	8	9.1	2	2.3	90.2
13)	Tannehill, Ten.	94	57	60.6	622	6.62	4	4.3	1	1.1	89.9
14)	Fields, Chi.	92	57	62.0	697	7.58	7	7.6	5	5.4	88.0
15)	Carr, L.V.	136	80	58.8	1019	7.49	7	5.1	4	2.9	87.2
16)	Prescott, Dal.	101	56	55.4	917	9.08	8	7.9	7	6.9	83.6
17)	Mac Jones, N.E.	112	65	58.0	887	7.92	6	5.4	5	4.5	82.7
18)	*Pickett, Pit.	112	67	59.8	777	6.94	3	2.7	2	1.8	82.3
19)	Brady, T.B.	181	109	60.2	1043	5.76	8	4.4	4	2.2	81.8
20)	Wilson, Den.	130	72	55.4	1018	7.83	4	3.1	3	2.3	81.5
21)	Dalton, N.O.	120	74	61.7	895	7.46	5	4.2	5	4.2	81.1
22)	Ryan, Ind.	117	82	70.1	724	6.19	3	2.6	4	3.4	80.6
23)	Brissett, Cle.	100	61	61.0	775	7.75	1	1.0	2	2.0	80.2
24)	Jones, NY-G	130	75	57.7	783	6.02	3	2.3	1	0.8	79.7
25)	Aa. Rodgers, G.B.	131	79	60.3	930	7.10	4	3.1	5	3.8	76.2
26)	L. Jackson, Bal.	81	41	50.6	433	5.35	5	6.2	3	3.7	71.7
27)	Mayfield, Car.-LA-R	87	52	59.8	537	6.17	3	3.4	4	4.6	69.9
28)	Mariota, Atl.	81	44	54.3	475	5.86	2	2.5	2	2.5	69.7
29)	Mills, Hou.	133	73	54.9	754	5.67	4	3.0	8	6.0	56.4

WEEK 18 / THROUGH SUNDAY, JANUARY 8, 2023**NFL / LEADING RUSHERS**

Rank	Player, Team	Att	Yards	Avg	Long	TD
1)	Jacobs, L.V.	340	1653	4.9	86t	12
2)	Henry, Ten.	349	1538	4.4	56	13
3)	Chubb, Cle.	302	1525	5.0	41t	12
4)	Barkley, NY-G	295	1312	4.4	68	10
5)	Sanders, Phi.	259	1269	4.9	40t	11
6)	Cook, Min.	264	1173	4.4	81t	8
7)	Fields, Chi. (QB)	160	1143	7.1	67t	8
8)	McCaffrey, Car.-S.F.	244	1139	4.7	49	8
9)	Etienne, Jac.	220	1125	5.1	62t	5
10)	A. Jones, G.B.	213	1121	5.3	36	2
11)	Jama. Williams, Det.	262	1066	4.1	58	17
12)	*Walker, Sea.	228	1050	4.6	74t	9
13)	Stevenson, N.E.	210	1040	5.0	49	5
14)	*Allgeier, Atl.	210	1035	4.9	44	3
15)	Harris, Pit.	272	1034	3.8	36	7
16)	Pollard, Dal.	193	1007	5.2	57t	9
17)	*Pierce, Hou.	220	939	4.3	75t	4
18)	Ekeler, LA-C	204	915	4.5	72t	13
19)	Foreman, Car.	203	914	4.5	60	5
20)	Kamara, N.O.	223	897	4.0	27	2
21)	Mostert, Mia.	181	891	4.9	67	3
22)	Elliott, Dal.	231	876	3.8	27	12
23)	Taylor, Ind.	192	861	4.5	66t	4
24)	J. Wilson, S.F.-Mia.	176	860	4.9	41	5
25)	*Pacheco, K.C.	170	830	4.9	31	5
26)	Singletary, Buf.	177	819	4.6	33t	5
27)	Mixon, Cin.	210	814	3.9	40	7
28)	Montgomery, Chi.	201	801	4.0	28	5
29)	*Robinson, Was.	205	797	3.9	24	2
30)	C. Akers, LA-R	188	786	4.2	42	7
31)	Conner, Ariz	183	782	4.3	23	7
32)	Dillon, G.B.	186	770	4.1	27	7
33)	L. Jackson, Bal. (QB)	112	764	6.8	79t	3
34)	Allen, Buf. (QB)	124	762	6.1	44	7
35t)	Hurts, Phi. (QB)	165	760	4.6	42	13
35t)	Murray, N.O.-Den.	171	760	4.4	52	6
37)	Herbert, Chi.	129	731	5.7	63	4
38)	Jones, NY-G (QB)	120	708	5.9	25	7
39)	Patterson, Atl.	144	695	4.8	40	8
40)	Fournette, T.B.	189	668	3.5	23	3
41)	Hill, N.O. (TE)	96	575	6.0	60t	7
42)	Gibson, Was.	149	546	3.7	20	3
43)	Swift, Det.	99	542	5.5	50	5
44)	Dobbins, Bal.	92	520	5.7	44	2
45)	*Cook, Buf.	89	507	5.7	33	2
46)	Drake, Bal.	109	482	4.4	40	4
47)	*R. White, T.B.	129	481	3.7	35	1
48)	Hunt, Cle.	123	468	3.8	24t	3
49)	Hubbard, Car.	95	466	4.9	35	2
50)	*Bre. Hall, NY-J	80	463	5.8	62t	4

WEEK 18 / THROUGH SUNDAY, JANUARY 8, 2023**NFL / THIRD-AND-ONE RUSHING LEADERS**

Rank	Player, Team	Att	FD	Pct
1t)	Herbert, LA-C	8	8	100.0
1t)	Prescott, Dal.	8	8	100.0
1t)	*Pickett, Pit.	7	7	100.0
1t)	Jones, NY-G	6	6	100.0
1t)	Michel, LA-C	5	5	100.0
1t)	Cousins, Min.	4	4	100.0
1t)	Dalton, N.O.	4	4	100.0
1t)	Ingram, N.O.	4	4	100.0
9)	Allen, Buf.	11	10	90.9
10)	Fields, Chi.	10	9	90.0
11)	Lawrence, Jac.	9	8	88.9
12t)	*Allgeier, Atl.	8	7	87.5
12t)	Brissett, Cle.	8	7	87.5
12t)	D. Watt, Pit.	8	7	87.5
15)	Elliott, Dal.	14	12	85.7
16)	Hurts, Phi.	19	16	84.2
17t)	Garoppolo, S.F.	6	5	83.3
17t)	L. Jackson, Bal.	6	5	83.3
19)	Singletary, Buf.	11	9	81.8
20)	Conner, Ariz	16	13	81.3
21t)	Henry, Ten.	10	8	80.0
21t)	Mixon, Cin.	10	8	80.0
21t)	Montgomery, Chi.	5	4	80.0
21t)	Ricard, Bal.	5	4	80.0
21t)	Wilson, Den.	5	4	80.0
26t)	C. Akers, LA-R	9	7	77.8
26t)	Kamara, N.O.	9	7	77.8
26t)	Pollard, Dal.	9	7	77.8
29t)	*R. White, T.B.	12	9	75.0
29t)	Sanders, Phi.	8	6	75.0
31t)	*Robinson, Was.	14	10	71.4
31t)	McCaffrey, Car.-S.F.	7	5	71.4
31t)	Stevenson, N.E.	7	5	71.4
34t)	Dillon, G.B.	10	7	70.0
34t)	Hill, N.O.	10	7	70.0
34t)	Jacobs, L.V.	10	7	70.0
37t)	*Pierce, Hou.	12	8	66.7
37t)	Etienne, Jac.	9	6	66.7
37t)	Murray, N.O.-Den.	9	6	66.7
37t)	Mariota, Atl.	6	4	66.7
41t)	Ekeler, LA-C	11	7	63.6
41t)	Jama. Williams, Det.	11	7	63.6
43)	Burrow, Cin.	7	4	57.1
44t)	Taylor, Ind.	13	7	53.8
44t)	*Walker, Sea.	13	7	53.8
46)	Fournette, T.B.	12	6	50.0

WEEK 18 / THROUGH SUNDAY, JANUARY 8, 2023**NFL / LEADERS IN RECEPTIONS**

Rank	Player, Team	Rec	Yards	Avg	Long	TD
1)	Jefferson, Min.	128	1809	14.1	64	8
2)	Hill, Mia.	119	1710	14.4	64	7
3)	Kelce, K.C. (TE)	110	1338	12.2	52	12
4)	Diggs, Buf.	108	1429	13.2	53t	11
5t)	Lamb, Dal.	107	1359	12.7	39	9
5t)	Ekeler, LA-C (RB)	107	722	6.7	23	5
7)	St. Brown, Det.	106	1161	11.0	49	6
8)	Godwin, T.B.	104	1023	9.8	44	3
9)	Adams, L.V.	100	1516	15.2	60t	14
10)	Pittman, Ind.	99	925	9.3	28	4
11)	D. Smith, Phi.	95	1196	12.6	45	7
12)	Metcalf, Sea.	90	1048	11.6	54	6
13)	Brown, Phi.	88	1496	17.0	78t	11
14)	Chase, Cin.	87	1046	12.0	60t	9
15t)	Hockenson, Det.-Min. (TE)	86	914	10.6	81	6
15t)	D. Johnson, Pit.	86	882	10.3	37	0
17)	McCaffrey, Car.-S.F. (RB)	85	741	8.7	49	5
18t)	Kirk, Jac.	84	1108	13.2	49	8
18t)	Lockett, Sea.	84	1033	12.3	40t	9
20)	*G. Wilson, NY-J	83	1103	13.3	60	4
21)	Z. Jones, Jac.	82	823	10.0	59t	5
22t)	Cooper, Cle.	78	1160	14.9	55	9
22t)	Aiyuk, S.F.	78	1015	13.0	54	8
22t)	Smith-Schuster, K.C.	78	933	12.0	53	3
25t)	McLaurin, Was.	77	1191	15.5	52	5
25t)	Evans, T.B.	77	1124	14.6	63t	6
27t)	Waddle, Mia.	75	1356	18.1	84t	8
27t)	Kupp, LA-R	75	812	10.8	75t	6
29)	Higgins, Cin.	74	1029	13.9	59t	7
30t)	Andrews, Bal. (TE)	73	847	11.6	36	5
30t)	Engram, Jac. (TE)	73	766	10.5	36	4
30t)	Fournette, T.B. (RB)	73	523	7.2	44	3
33t)	*Olave, N.O.	72	1042	14.5	53t	4
33t)	*London, Atl.	72	866	12.0	40	4
33t)	Palmer, LA-C	72	769	10.7	50t	3
33t)	Higbee, LA-R (TE)	72	620	8.6	26	3
37)	Thielen, Min.	70	716	10.2	36	6
38)	Stevenson, N.E. (RB)	69	421	6.1	40	1
39t)	Jeudy, Den.	67	972	14.5	67t	6
39t)	Meyers, N.E.	67	804	12.0	48t	6
39t)	M. Brown, Ariz	67	709	10.6	47	3
42)	Allen, LA-C	66	752	11.4	46	4
43t)	Sutton, Den.	64	829	13.0	51	2
43t)	Hopkins, Ariz	64	717	11.2	33t	3
43t)	Samuel, Was.	64	656	10.3	49t	4
46t)	Williams, LA-C	63	895	14.2	55	4
46t)	Moore, Car.	63	888	14.1	62t	7
46t)	Freiermuth, Pit. (TE)	63	732	11.6	57	2
46t)	Campbell, Ind.	63	623	9.9	49	3
50)	Peoples-Jones, Cle.	61	839	13.8	42	3

WEEK 18 / THROUGH SUNDAY, JANUARY 8, 2023**NFL / RECEIVING YARDAGE LEADERS**

Rank	Player, Team	Yards	Rec	Avg	Long	TD
1)	Jefferson, Min.	1809	128	14.1	64	8
2)	Hill, Mia.	1710	119	14.4	64	7
3)	Adams, L.V.	1516	100	15.2	60t	14
4)	Brown, Phi.	1496	88	17.0	78t	11
5)	Diggs, Buf.	1429	108	13.2	53t	11
6)	Lamb, Dal.	1359	107	12.7	39	9
7)	Waddle, Mia.	1356	75	18.1	84t	8
8)	Kelce, K.C. (TE)	1338	110	12.2	52	12
9)	D. Smith, Phi.	1196	95	12.6	45	7
10)	McLaurin, Was.	1191	77	15.5	52	5
11)	St. Brown, Det.	1161	106	11.0	49	6
12)	Cooper, Cle.	1160	78	14.9	55	9
13)	Evans, T.B.	1124	77	14.6	63t	6
14)	Kirk, Jac.	1108	84	13.2	49	8
15)	*G. Wilson, NY-J	1103	83	13.3	60	4
16)	Metcalf, Sea.	1048	90	11.6	54	6
17)	Chase, Cin.	1046	87	12.0	60t	9
18)	*Olave, N.O.	1042	72	14.5	53t	4
19)	Lockett, Sea.	1033	84	12.3	40t	9
20)	Higgins, Cin.	1029	74	13.9	59t	7
21)	Godwin, T.B.	1023	104	9.8	44	3
22)	Aiyuk, S.F.	1015	78	13.0	54	8
23)	Jeudy, Den.	972	67	14.5	67t	6
24)	Smith-Schuster, K.C.	933	78	12.0	53	3
25)	Pittman, Ind.	925	99	9.3	28	4
26)	Hockenson, Det.-Min. (TE)	914	86	10.6	81	6
27)	Williams, LA-C	895	63	14.2	55	4
28)	Moore, Car.	888	63	14.1	62t	7
29)	D. Johnson, Pit.	882	86	10.3	37	0
30)	*London, Atl.	866	72	12.0	40	4
31)	Andrews, Bal. (TE)	847	73	11.6	36	5
32)	Peoples-Jones, Cle.	839	61	13.8	42	3
33)	Davis, Buf.	836	48	17.4	98t	7
34)	Sutton, Den.	829	64	13.0	51	2
35)	Z. Jones, Jac.	823	82	10.0	59t	5
36)	Kupp, LA-R	812	75	10.8	75t	6
37)	Meyers, N.E.	804	67	12.0	48t	6
38)	*Pickens, Pit.	801	52	15.4	42	4
39)	Lazard, G.B.	788	60	13.1	47	6
40)	Palmer, LA-C	769	72	10.7	50t	3
41)	Engram, Jac. (TE)	766	73	10.5	36	4
42)	Kittle, S.F. (TE)	765	60	12.8	54t	11
43)	Boyd, Cin.	762	58	13.1	60t	5
44)	Allen, LA-C	752	66	11.4	46	4
45)	McCaffrey, Car.-S.F. (RB)	741	85	8.7	49	5
46)	Freiermuth, Pit. (TE)	732	63	11.6	57	2
47)	Slayton, NY-G	724	46	15.7	55	2
48)	Ekeler, LA-C (RB)	722	107	6.7	23	5
49)	Hopkins, Ariz	717	64	11.2	33t	3
50)	Thielen, Min.	716	70	10.2	36	6

WEEK 18 / THROUGH SUNDAY, JANUARY 8, 2023

NFL / THIRD-DOWN RECEIVING LEADERS

Rank	Player, Team	Rec	Yards	Avg	Long	TD
1t)	Hill, Mia.	30	458	15.3	60t	4
1t)	Pittman, Ind.	30	216	7.2	24	1
3t)	Jefferson, Min.	29	476	16.4	47	5
3t)	St. Brown, Det.	29	373	12.9	49	2
5)	Hockenson, Det.-Min. (TE)	28	353	12.6	58	3
6t)	Adams, L.V.	27	479	17.7	60t	3
6t)	Cooper, Cle.	27	458	17.0	53	2
6t)	*G. Wilson, NY-J	27	315	11.7	54	3
9t)	Waddle, Mia.	26	429	16.5	67t	2
9t)	Lamb, Dal.	26	397	15.3	39	3
9t)	*Olave, N.O.	26	371	14.3	53t	3
9t)	McCaffrey, Car.-S.F. (RB)	26	179	6.9	27t	5
13t)	Kelce, K.C. (TE)	24	337	14.0	34	3
13t)	Chase, Cin.	24	222	9.3	26t	2
15)	Godwin, T.B.	23	208	9.0	24	1
16t)	Meyers, N.E.	22	330	15.0	48t	2
16t)	Conklin, NY-J (TE)	22	235	10.7	30	3
18t)	Brown, Phi.	21	370	17.6	68	3
18t)	D. Smith, Phi.	21	316	15.0	38	1
18t)	McLaurin, Was.	21	242	11.5	26	1
18t)	Samuel, Was.	21	223	10.6	26	2
22t)	Jennings, S.F.	20	224	11.2	44	0
22t)	Ekeler, LA-C (RB)	20	113	5.7	16	0
24t)	Smith-Schuster, K.C.	19	336	17.7	53	3
24t)	*Pickens, Pit.	19	335	17.6	38	2
24t)	Sutton, Den.	19	287	15.1	35	1
24t)	Moore, Car.	19	276	14.5	47	2
24t)	Metcalfe, Sea.	19	249	13.1	50t	3
24t)	Allen, LA-C	19	244	12.8	46	1
24t)	Z. Jones, Jac.	19	231	12.2	29	1
24t)	Lockett, Sea.	19	211	11.1	36t	3
24t)	Hurst, Cin. (TE)	19	141	7.4	20	1
24t)	Burkhead, Hou. (RB)	19	106	5.6	17	0
34t)	Lazard, G.B.	18	288	16.0	47	0
34t)	Kirk, Jac.	18	249	13.8	45	2
34t)	Kittle, S.F. (TE)	18	241	13.4	39t	6
34t)	Freiermuth, Pit. (TE)	18	237	13.2	57	1
34t)	Palmer, LA-C	18	237	13.2	45	0
34t)	D. Johnson, Pit.	18	204	11.3	32	0
34t)	Boyd, Cin.	18	203	11.3	56t	3
34t)	Engram, Jac. (TE)	18	188	10.4	23	2
34t)	Abdullah, L.V. (RB)	18	178	9.9	23	1
43t)	Jeudy, Den.	17	304	17.9	67t	1
43t)	Evans, T.B.	17	275	16.2	57t	1
43t)	Andrews, Bal. (TE)	17	206	12.1	36	2
43t)	Everett, LA-C (TE)	17	190	11.2	25	3
43t)	Woods, Ten.	17	156	9.2	17	1
48t)	Diggs, Buf.	16	275	17.2	53t	2
48t)	Raymond, Det.	16	232	14.5	56	0
48t)	Campbell, Ind.	16	197	12.3	49	1
48t)	Dortch, Ariz	16	154	9.6	47	1

WEEK 18 / THROUGH SUNDAY, JANUARY 8, 2023

NFL / LEADING SCORERS, NONKICKERS

Rank	Player, Team	TD	Rush	Rec	Ret	X2	Pts
1)	Ekeler, LA-C (RB)	18	13	5	0	0	108
2)	Jama. Williams, Det. (RB)	17	17	0	0	1	104
3)	Adams, L.V. (WR)	14	0	14	0	0	84
4)	Hurts, Phi. (QB)	13	13	0	0	2	82
5)	Chubb, Cle. (RB)	13	12	1	0	1	80
6t)	Henry, Ten. (RB)	13	13	0	0	0	78
6t)	McCaffrey, Car.-S.F. (RB)	13	8	5	0	0	78
8)	Kelce, K.C. (TE)	12	0	12	0	1	74
9t)	Elliott, Dal. (RB)	12	12	0	0	0	72
9t)	Jacobs, L.V. (RB)	12	12	0	0	0	72
9t)	Pollard, Dal. (RB)	12	9	3	0	0	72
12t)	Brown, Phi. (WR)	11	0	11	0	0	66
12t)	Diggs, Buf. (WR)	11	0	11	0	0	66
12t)	Kittle, S.F. (TE)	11	0	11	0	0	66
12t)	Sanders, Phi. (RB)	11	11	0	0	0	66
16t)	Barkley, NY-G (RB)	10	10	0	0	1	62
16t)	McKinnon, K.C. (RB)	10	1	9	0	1	62
18t)	Cook, Min. (RB)	10	8	2	0	0	60
18t)	Harris, Pit. (RB)	10	7	3	0	0	60
20)	Jefferson, Min. (WR)	9	1	8	0	1	56
21t)	Chase, Cin. (WR)	9	0	9	0	0	54
21t)	Cooper, Cle. (WR)	9	0	9	0	0	54
21t)	Hill, N.O. (TE)	9	7	2	0	0	54
21t)	Hill, Mia. (WR)	9	1	7	1	0	54
21t)	Lamb, Dal. (WR)	9	0	9	0	0	54
21t)	Lockett, Sea. (WR)	9	0	9	0	0	54
21t)	Mixon, Cin. (RB)	9	7	2	0	0	54
21t)	Patterson, Atl. (RB)	9	8	0	1	0	54
21t)	*Walker, Sea. (RB)	9	9	0	0	0	54
21t)	*Watson, G.B. (WR)	9	2	7	0	0	54
31)	Swift, Det. (RB)	8	5	3	0	1	50
32t)	Aiyuk, S.F. (WR)	8	0	8	0	0	48
32t)	Conner, Ariz (RB)	8	7	1	0	0	48
32t)	Fields, Chi. (QB)	8	8	0	0	0	48
32t)	Kirk, Jac. (WR)	8	0	8	0	0	48
32t)	Waddle, Mia. (WR)	8	0	8	0	0	48
37t)	Allen, Buf. (QB)	7	7	0	0	1	44
37t)	*Dotson, Was. (WR)	7	0	7	0	1	44
37t)	Higgins, Cin. (WR)	7	0	7	0	1	44
37t)	A. Jones, G.B. (RB)	7	2	5	0	1	44
41t)	C. Akers, LA-R (RB)	7	7	0	0	0	42
41t)	Davis, Buf. (WR)	7	0	7	0	0	42
41t)	Dillon, G.B. (RB)	7	7	0	0	0	42
41t)	J. Johnson, N.O. (TE)	7	0	7	0	0	42
41t)	Jones, NY-G (QB)	7	7	0	0	0	42
41t)	Kmet, Chi. (TE)	7	0	7	0	0	42
41t)	Kupp, LA-R (WR)	7	1	6	0	0	42
41t)	Moore, Car. (WR)	7	0	7	0	0	42
41t)	D. Smith, Phi. (WR)	7	0	7	0	0	42
50)	Hockenson, Det.-Min. (TE)	6	0	6	0	2	40

WEEK 18 / THROUGH SUNDAY, JANUARY 8, 2023

NFL / LEADING SCORERS, KICKERS

Rank	Player, Team	PAT	FG	Pct	Long	Pts
1)	Myers, Sea.	41/42	34/37	.919	56	143
2)	Tucker, Bal.	31/32	37/43	.860	58	142
3t)	Carlson, L.V.	35/36	34/37	.919	57	137
3t)	Maher, Dal.	50/53	29/32	.906	60	137
5)	Gould, S.F.	50/51	27/32	.844	51	131
6t)	Bass, Buf.	48/50	27/31	.871	56	129
6t)	Koo, Atl.	33/35	32/37	.865	54	129
6t)	Pineiro, Car.	30/32	33/35	.943	54	129
9)	Folk, N.E.	32/35	32/37	.865	54	128
10)	Patterson, Jac.	36/37	30/35	.857	53	126
11t)	Gano, NY-G	32/34	29/32	.906	57	119
11t)	J. Sanders, Mia.	41/44	26/32	.813	55	119
13t)	Joseph, Min.	40/46	26/33	.788	61	118
13t)	Zuerlein, NY-J	28/29	30/37	.811	60	118
15)	Succop, T.B.	24/25	31/38	.816	54	117
16)	Gay, LA-R	31/32	28/30	.933	58	115
17t)	Crosby, G.B.	37/39	25/29	.862	56	112
17t)	McPherson, Cin.	40/44	24/29	.828	59	112
19t)	Elliott, Phi.	51/53	20/23	.870	56	111
19t)	Fairbairn, Hou.	24/24	29/31	.935	56	111
19t)	McLaughlin, Ind.	21/21	30/36	.833	54	111
22)	McManus, Den.	25/27	28/36	.778	55	109
23)	*York, Cle.	35/37	24/32	.750	58	107
24)	Badgley, Chi.-Det.	33/33	24/28	.857	53	105
25)	Lutz, N.O.	33/33	23/31	.742	60	102
26)	Slye, Was.	24/28	25/30	.833	58	99
27)	Butker, K.C.	38/41	18/24	.750	62	92
28)	Santos, Chi.	27/32	21/23	.913	51	90
29)	*Dicker, Phi.-LA-C	24/24	21/22	.955	48	87
30)	Prater, Ariz	17/18	22/25	.880	57	83
31)	Bullock, Ten.	28/28	17/20	.850	51	79
32)	Boswell, Pit.	18/18	20/28	.714	59	78
33)	Wright, K.C.-Pit.-K.C.	15/15	15/18	.833	59	60
34)	Hopkins, LA-C	12/12	9/10	.900	43	39
35)	Seibert, Det.	12/12	3/ 5	.600	48	21
36)	Ammendola, ALL totals	5/ 7	5/ 7	.714	31	20
37)	Blankenship, Ind.-Ariz	4/ 5	4/ 5	.800	50	16
38)	Bertolet, Car.-LA-C	6/ 6	3/ 3	1.000	28	15
39)	*Shudak, Ten.	1/ 1	3/ 4	.750	38	10
40)	Vizcaino, N.E.-Ariz-N.E.	3/ 3	2/ 2	1.000	46	9
41)	*Sciba, Pit.	1/ 1	2/ 2	1.000	38	7
42)	Eberle, Det.	2/ 4	1/ 1	1.000	49	5
43)	Lambo, Ten.	3/ 4	0/ 0	---	--	3
44t)	Reid, K.C.	1/ 2	0/ 0	---	--	1
44t)	Wishnowsky, S.F.	1/ 2	0/ 0	---	--	1

WEEK 18 / THROUGH SUNDAY, JANUARY 8, 2023

NFL / TOUCHBACKS ON KICKOFFS

Rank	Player, Team	TB
1)	Maher, Dal.	78
2)	Elliott, Phi.	63
3t)	Gay, LA-R	61
3t)	J. Sanders, Mia.	61
5t)	Slye, Was.	60
5t)	Tucker, Bal.	60
7)	Pinion, Atl.	59
8)	Carlson, L.V.	57
9t)	Joseph, Min.	54
9t)	Myers, Sea.	54
11t)	McManus, Den.	51
11t)	McPherson, Cin.	51
13t)	Gano, NY-G	50
13t)	*York, Cle.	50
15)	Lutz, N.O.	48
16t)	Gould, S.F.	47
16t)	Zuerlein, NY-J	47
18t)	*Dicker, Phi.-LA-C	46
18t)	Fox, Det.	46
18t)	Pineiro, Car.	46
21t)	Butker, K.C.	44
21t)	Patterson, Jac.	44
23)	Bass, Buf.	43
24)	*Camarda, T.B.	40
25)	McLaughlin, Ind.	38
26)	Prater, Ariz	34
27)	Fairbairn, Hou.	33
28)	Bullock, Ten.	31
29t)	Bailey, N.E.	28
29t)	Santos, Chi.	28
31)	Boswell, Pit.	21
32t)	Blankenship, Ind.-Ariz	17
32t)	Hopkins, LA-C	17
34t)	Crosby, G.B.	15
34t)	Wright, K.C.-Pit.-K.C.	15
36)	*Gill, Chi.	13
37)	Ammendola, ALL totals	12
38)	Mann, NY-J	11
39t)	Bertolet, Car.-LA-C	5
39t)	Eberle, Det.	5
39t)	Reid, K.C.	5
39t)	Scott, LA-C	5
43t)	*Shudak, Ten.	4
43t)	Vizcaino, N.E.-Ariz-N.E.	4
45t)	Ahmed, G.B.	3
45t)	Folk, N.E.	3
45t)	Seibert, Det.	3
48)	*Stonehouse, Ten.	2

WEEK 18 / THROUGH SUNDAY, JANUARY 8, 2023

NFL / MOST YARDS FROM SCRIMMAGE

Rank	Player, Team	Yards	Total			Rushing			Receiving		
			Att+Rec	Avg	Yards	Att	Avg	Yards	Rec	Avg	
1)	Jacobs, L.V. (RB)	2053	393	5.2	1653	340	4.9	400	53	7.5	
2)	Henry, Ten. (RB)	1936	382	5.1	1538	349	4.4	398	33	12.1	
3)	McCaffrey, Car.-S.F. (RB)	1880	329	5.7	1139	244	4.7	741	85	8.7	
4)	Jefferson, Min. (WR)	1833	132	13.9	24	4	6.0	1809	128	14.1	
5)	Chubb, Cle. (RB)	1764	329	5.4	1525	302	5.0	239	27	8.9	
6)	Hill, Mia. (WR)	1742	126	13.8	32	7	4.6	1710	119	14.4	
7)	Barkley, NY-G (RB)	1650	352	4.7	1312	295	4.4	338	57	5.9	
8)	Ekeler, LA-C (RB)	1637	311	5.3	915	204	4.5	722	107	6.7	
9)	A. Jones, G.B. (RB)	1516	272	5.6	1121	213	5.3	395	59	6.7	
10)	Adams, L.V. (WR)	1515	103	14.7	-1	3	-0.3	1516	100	15.2	
11)	Brown, Phi. (WR)	1496	88	17.0	0	0	---	1496	88	17.0	
12)	Cook, Min. (RB)	1468	303	4.8	1173	264	4.4	295	39	7.6	
13)	Stevenson, N.E. (RB)	1461	279	5.2	1040	210	5.0	421	69	6.1	
14)	Etienne, Jac. (RB)	1441	255	5.7	1125	220	5.1	316	35	9.0	
15)	Diggs, Buf. (WR)	1426	109	13.1	-3	1	-3.0	1429	108	13.2	
16)	Lamb, Dal. (WR)	1406	117	12.0	47	10	4.7	1359	107	12.7	
17)	Kamara, N.O. (RB)	1387	280	5.0	897	223	4.0	490	57	8.6	
18)	Waddle, Mia. (WR)	1382	78	17.7	26	3	8.7	1356	75	18.1	
19)	Pollard, Dal. (RB)	1378	232	5.9	1007	193	5.2	371	39	9.5	
20)	Sanders, Phi. (RB)	1347	279	4.8	1269	259	4.9	78	20	3.9	
21)	Kelce, K.C. (TE)	1343	112	12.0	5	2	2.5	1338	110	12.2	
22)	Harris, Pit. (RB)	1263	313	4.0	1034	272	3.8	229	41	5.6	
23)	St. Brown, Det. (WR)	1256	115	10.9	95	9	10.6	1161	106	11.0	
24)	Mixon, Cin. (RB)	1255	270	4.6	814	210	3.9	441	60	7.4	
25)	McLaurin, Was. (WR)	1220	84	14.5	29	7	4.1	1191	77	15.5	
26)	*Walker, Sea. (RB)	1215	255	4.8	1050	228	4.6	165	27	6.1	
27)	D. Smith, Phi. (WR)	1196	95	12.6	0	0	---	1196	95	12.6	
28)	Fournette, T.B. (RB)	1191	262	4.5	668	189	3.5	523	73	7.2	
29)	*Allgeier, Atl. (RB)	1174	226	5.2	1035	210	4.9	139	16	8.7	
30)	Cooper, Cle. (WR)	1160	78	14.9	0	0	---	1160	78	14.9	
31)	Fields, Chi. (QB)	1143	160	7.1	1143	160	7.1	0	0	---	
32)	Jama. Williams, Det. (RB)	1139	274	4.2	1066	262	4.1	73	12	6.1	
33)	Evans, T.B. (WR)	1124	77	14.6	0	0	---	1124	77	14.6	
34)	Kirk, Jac. (WR)	1119	89	12.6	11	5	2.2	1108	84	13.2	
35)	Montgomery, Chi. (RB)	1117	235	4.8	801	201	4.0	316	34	9.3	
36)	*G. Wilson, NY-J (WR)	1107	87	12.7	4	4	1.0	1103	83	13.3	
37)	*Pierce, Hou. (RB)	1104	250	4.4	939	220	4.3	165	30	5.5	
38)	Singletary, Buf. (RB)	1099	215	5.1	819	177	4.6	280	38	7.4	
39)	Mostert, Mia. (RB)	1093	212	5.2	891	181	4.9	202	31	6.5	
40)	Conner, Ariz (RB)	1082	229	4.7	782	183	4.3	300	46	6.5	
41)	Chase, Cin. (WR)	1054	92	11.5	8	5	1.6	1046	87	12.0	
42)	Metcalfe, Sea. (WR)	1048	90	11.6	0	0	---	1048	90	11.6	
43)	J. Wilson, S.F.-Mia. (RB)	1045	198	5.3	860	176	4.9	185	22	8.4	
44)	*Olave, N.O. (WR)	1042	72	14.5	0	0	---	1042	72	14.5	
45)	Aiyuk, S.F. (WR)	1038	80	13.0	23	2	11.5	1015	78	13.0	
46)	Lockett, Sea. (WR)	1033	84	12.3	0	0	---	1033	84	12.3	
47)	Higgins, Cin. (WR)	1029	74	13.9	0	0	---	1029	74	13.9	
48)	Godwin, T.B. (WR)	1028	107	9.6	5	3	1.7	1023	104	9.8	
49)	Jeudy, Den. (WR)	1012	71	14.3	40	4	10.0	972	67	14.5	
50)	Taylor, Ind. (RB)	1004	220	4.6	861	192	4.5	143	28	5.1	

WEEK 18 / THROUGH SUNDAY, JANUARY 8, 2023**NFL / LEADERS IN FIRST DOWNS**

Rank	Player, Team	Rush	Rec	Tot
1)	Jacobs, L.V. (RB)	93	16	109
2)	McCaffrey, Car.-S.F. (RB)	59	36	95
3t)	Ekeler, LA-C (RB)	46	36	82
3t)	Jefferson, Min. (WR)	2	80	82
5)	Chubb, Cle. (RB)	69	12	81
6)	Hill, Mia. (WR)	3	77	80
7)	Kelce, K.C. (TE)	1	78	79
8)	Henry, Ten. (RB)	65	11	76
9)	A. Jones, G.B. (RB)	54	19	73
10t)	Barkley, NY-G (RB)	62	10	72
10t)	Diggs, Buf. (WR)	0	72	72
12)	St. Brown, Det. (WR)	3	68	71
13)	Lamb, Dal. (WR)	3	67	70
14)	Jama. Williams, Det. (RB)	65	4	69
15)	Etienne, Jac. (RB)	52	16	68
16)	Hurts, Phi. (QB)	67	0	67
17)	Cook, Min. (RB)	50	16	66
18t)	Adams, L.V. (WR)	0	65	65
18t)	Fields, Chi. (QB)	65	0	65
18t)	Fournette, T.B. (RB)	39	26	65
21t)	Mixon, Cin. (RB)	47	17	64
21t)	Pollard, Dal. (RB)	46	18	64
21t)	Sanders, Phi. (RB)	62	2	64
24)	Stevenson, N.E. (RB)	49	13	62
25t)	*Allgeier, Atl. (RB)	53	8	61
25t)	Conner, Ariz (RB)	48	13	61
25t)	Cooper, Cle. (WR)	0	61	61
25t)	Harris, Pit. (RB)	45	16	61
25t)	*Pierce, Hou. (RB)	54	7	61
30)	Waddle, Mia. (WR)	0	60	60
31)	Brown, Phi. (WR)	0	59	59
32t)	Chase, Cin. (WR)	0	58	58
32t)	McLaurin, Was. (WR)	2	56	58
34t)	Jones, NY-G (QB)	57	0	57
34t)	Kamara, N.O. (RB)	40	17	57
34t)	Singletary, Buf. (RB)	42	15	57
34t)	D. Smith, Phi. (WR)	0	57	57
34t)	*Walker, Sea. (RB)	51	6	57
39t)	Dillon, G.B. (RB)	47	9	56
39t)	Elliott, Dal. (RB)	52	4	56
39t)	*G. Wilson, NY-J (WR)	0	56	56
42t)	Allen, Buf. (QB)	55	0	55
42t)	Kirk, Jac. (WR)	0	55	55
42t)	Mostert, Mia. (RB)	44	11	55
45t)	Evans, T.B. (WR)	0	53	53
45t)	Godwin, T.B. (WR)	0	53	53
45t)	Pittman, Ind. (WR)	2	51	53
48)	*Robinson, Was. (RB)	49	3	52
49t)	Andrews, Bal. (TE)	3	48	51
49t)	Montgomery, Chi. (RB)	41	10	51

WEEK 18 / THROUGH SUNDAY, JANUARY 8, 2023

NFL / LEADING PUNTERS

Rank	Player, Team	No	Yards	Lg	Avg	TB	Blk	Dwn	OB	Opp Ret	In Yds	Net 20	Avg
1)	*Stonehouse, Ten.	90	4779	74	53.1	9	0	10	1	59	636	30	44.0
2)	Townsend, K.C.	53	2672	76	50.4	4	0	8	3	22	176	22	45.6
3)	Cooke, Jac.	58	2862	70	49.3	6	0	9	4	29	203	24	43.8
4)	A. Cole, L.V.	59	2884	67	48.9	1	0	9	8	25	274	26	43.9
5)	*Camarda, T.B.	79	3859	74	48.8	10	0	7	9	32	374	22	41.6
6)	Fox, Det.	52	2525	66	48.6	3	0	7	3	30	313	14	41.4
7)	Bojorquez, Cle.	61	2959	76	48.5	7	0	11	8	26	319	23	41.0
8)	Dickson, Sea.	66	3199	68	48.5	3	0	8	8	35	207	22	44.4
9)	Hekker, Car.	81	3925	68	48.5	6	0	10	7	27	231	39	44.1
10)	Anger, Dal.	68	3291	83	48.4	6	0	6	1	32	258	27	42.8
11)	Dixon, LA-R	71	3434	67	48.4	4	2	6	11	36	372	19	40.8
12)	Johnston, Hou.	88	4229	67	48.1	4	0	11	6	45	401	37	42.6
13)	Martin, Buf.	45	2146	67	47.7	5	1	5	6	16	145	16	41.3
14)	*Wright, Min.	73	3457	73	47.4	1	1	5	7	38	293	32	42.5
15)	Lee, Ariz	67	3157	65	47.1	4	1	6	4	37	337	18	40.3
16)	Mann, NY-J	83	3889	72	46.9	8	0	12	15	32	363	27	40.6
17)	Way, Was.	83	3885	68	46.8	5	0	13	5	34	219	37	43.0
18)	Gillan, NY-G	74	3463	69	46.8	9	1	6	7	28	277	26	40.1
19)	Waitman, Den.	96	4470	59	46.6	6	0	14	3	44	362	30	41.5
20)	Gillikin, N.O.	77	3571	68	46.4	7	0	13	6	26	232	32	41.5
21)	Morstead, Mia.	61	2828	66	46.4	2	0	11	3	30	312	28	40.6
22)	*Gill, Chi.	66	3038	63	46.0	3	1	8	4	31	281	20	40.3
23)	*Stout, Bal.	57	2618	69	45.9	7	0	5	3	22	149	26	40.9
24)	Pinion, Atl.	62	2845	73	45.9	2	0	7	6	25	250	23	41.2
25)	Siposs, Phi.	44	2005	59	45.6	3	1	7	3	20	161	16	39.6
26)	Haack, Ind.	70	3133	70	44.8	3	1	10	9	26	192	28	40.6
27)	Harvin, Pit.	69	3072	69	44.5	5	0	11	7	24	137	20	41.1
28)	O'Donnell, G.B.	52	2313	72	44.5	1	2	9	4	20	190	24	38.9
29)	Wishnowsky, S.F.	61	2676	74	43.9	5	0	16	6	17	153	32	39.7
30)	Scott, LA-C	73	3186	60	43.6	5	0	10	6	19	58	28	41.5
31)	Palardy, N.E.	42	1781	58	42.4	5	1	3	5	18	115	10	36.4

NFL / LEADING PUNTERS, NET AVERAGE

Rank	Player, Team	No	Yards	Lg	Avg	TB	Blk	Dwn	OB	Opp Ret	In Yds	Net 20	Avg
1)	Townsend, K.C.	53	2672	76	50.4	4	0	8	3	22	176	22	45.6
2)	Dickson, Sea.	66	3199	68	48.5	3	0	8	8	35	207	22	44.4
3)	Hekker, Car.	81	3925	68	48.5	6	0	10	7	27	231	39	44.1
4)	*Stonehouse, Ten.	90	4779	74	53.1	9	0	10	1	59	636	30	44.0
5)	A. Cole, L.V.	59	2884	67	48.9	1	0	9	8	25	274	26	43.9
6)	Cooke, Jac.	58	2862	70	49.3	6	0	9	4	29	203	24	43.8
7)	Way, Was.	83	3885	68	46.8	5	0	13	5	34	219	37	43.0
8)	Anger, Dal.	68	3291	83	48.4	6	0	6	1	32	258	27	42.8
9)	Johnston, Hou.	88	4229	67	48.1	4	0	11	6	45	401	37	42.6
10)	*Wright, Min.	73	3457	73	47.4	1	1	5	7	38	293	32	42.5
11)	*Camarda, T.B.	79	3859	74	48.8	10	0	7	9	32	374	22	41.6
12)	Gillikin, N.O.	77	3571	68	46.4	7	0	13	6	26	232	32	41.5
13)	Waitman, Den.	96	4470	59	46.6	6	0	14	3	44	362	30	41.5
14)	Scott, LA-C	73	3186	60	43.6	5	0	10	6	19	58	28	41.5
15)	Fox, Det.	52	2525	66	48.6	3	0	7	3	30	313	14	41.4
16)	Martin, Buf.	45	2146	67	47.7	5	1	5	6	16	145	16	41.3
17)	Pinion, Atl.	62	2845	73	45.9	2	0	7	6	25	250	23	41.2
18)	Harvin, Pit.	69	3072	69	44.5	5	0	11	7	24	137	20	41.1
19)	Bojorquez, Cle.	61	2959	76	48.5	7	0	11	8	26	319	23	41.0
20)	*Stout, Bal.	57	2618	69	45.9	7	0	5	3	22	149	26	40.9
21)	Dixon, LA-R	71	3434	67	48.4	4	2	6	11	36	372	19	40.8
22)	Morstead, Mia.	61	2828	66	46.4	2	0	11	3	30	312	28	40.6
23)	Haack, Ind.	70	3133	70	44.8	3	1	10	9	26	192	28	40.6
24)	Mann, NY-J	83	3889	72	46.9	8	0	12	15	32	363	27	40.6
25)	Lee, Ariz	67	3157	65	47.1	4	1	6	4	37	337	18	40.3
26)	*Gill, Chi.	66	3038	63	46.0	3	1	8	4	31	281	20	40.3
27)	Gillan, NY-G	74	3463	69	46.8	9	1	6	7	28	277	26	40.1
28)	Wishnowsky, S.F.	61	2676	74	43.9	5	0	16	6	17	153	32	39.7
29)	Siposs, Phi.	44	2005	59	45.6	3	1	7	3	20	161	16	39.6
30)	O'Donnell, G.B.	52	2313	72	44.5	1	2	9	4	20	190	24	38.9
31)	Palardy, N.E.	42	1781	58	42.4	5	1	3	5	18	115	10	36.4

WEEK 18 / THROUGH SUNDAY, JANUARY 8, 2023**NFL / PUNT RETURN LEADERS**

Rank	Player, Team	Ret	FC	Yards	Avg	Long	TD
1)	A. Williams, Atl.	18	19	292	16.2	56	0
2)	Raymond, Det.	20	20	264	13.2	47t	1
3)	*Mar. Jones, N.E.	29	8	362	12.5	84t	1
4)	Carter, LA-C	29	17	339	11.7	28	0
5)	Berrios, NY-J	21	28	240	11.4	22	0
6)	McCloud, S.F.	33	21	356	10.8	35	0
7)	Darden, T.B.-Cle.	33	19	345	10.5	24	0
8)	Turpin, Dal.	29	26	303	10.4	52	0
9)	Taylor, Cin.	33	19	340	10.3	27	0
10)	Hines, Ind.-Buf.	27	14	264	9.8	28	0
11)	*Shaheed, N.O.	20	25	193	9.7	42	0
12)	King, Hou.	33	16	309	9.4	31	0
13)	*Covey, Phi.	33	18	308	9.3	27	0
14)	*Washington, Den.	32	14	271	8.5	30	0
15)	Agnew, Jac.	25	12	205	8.2	22	0
16)	Milne, Was.	40	22	311	7.8	19	0
17)	Powell, LA-R	24	19	177	7.4	22	0
18)	James, NY-G	24	14	174	7.3	23	0
19)	Rodgers, G.B.-Hou.	20	15	139	7.0	20	0
20)	Dortch, Ariz	26	5	172	6.6	18	0
21)	Reagor, Min.	26	14	167	6.4	25	0
22)	S. Smith, Car.	23	9	143	6.2	22	0

NFL / KICKOFF RETURN LEADERS

Rank	Player, Team	Ret	Yards	Avg	Long	TD
1)	*Flowers, Ind.	23	715	31.1	89	0
2)	Hines, Ind.-Buf.	19	554	29.2	101t	2
3)	Nixon, G.B.	35	1009	28.8	105t	1
4)	*V. Jones, Chi.	22	607	27.6	63	0
5)	Ju. Jackson, Det.	23	613	26.7	42	0
6)	Nwangwu, Min.	35	920	26.3	97t	1
7)	Agnew, Jac.	21	547	26.0	54	0
8)	Turpin, Dal.	21	508	24.2	63	0
9)	*Ford, Cle.	30	723	24.1	48	0
10)	*Mar. Jones, N.E.	27	645	23.9	46	0
11)	Gibson, Was.	21	486	23.1	45	0
12)	Berrios, NY-J	26	600	23.1	42	0
13)	McCloud, S.F.	26	599	23.0	39	0
14)	Brightwell, NY-G	26	555	21.3	47	0
15)	Abdullah, L.V.	26	543	20.9	33	0
16)	*Pacheco, K.C.	29	597	20.6	48	0
17)	Powell, LA-R	30	605	20.2	34	0
18)	Mostert, Mia.	25	502	20.1	31	0
19)	Carter, LA-C	26	497	19.1	33	0

WEEK 18 / THROUGH SUNDAY, JANUARY 8, 2023**NFL / LEADERS IN INTERCEPTIONS**

Rank	Player, Team	Int	Yards	Avg	Long	TD
1t)	Fitzpatrick, Pit.	6	94	15.7	34	1
1t)	Gardner-Johnson, Phi.	6	54	9.0	25	0
1t)	Simmons, Den.	6	51	8.5	23	0
1t)	*Woolen, Sea.	6	47	7.8	40t	1
5t)	Gipson, S.F.	5	141	28.2	56	0
5t)	Peterson, Min.	5	92	18.4	39	0
5t)	Alexander, G.B.	5	59	11.8	29	0
5t)	H. Smith, Min.	5	58	11.6	35	0
5t)	*Pitre, Hou.	5	57	11.4	29	0
5t)	*Bland, Dal.	5	19	3.8	15	0
11t)	Jo. Jones, N.E.	4	89	22.3	55	1
11t)	Diggs, Sea.	4	70	17.5	27	0
11t)	*Joseph, Det.	4	70	17.5	38	0
11t)	McCourty, N.E.	4	66	16.5	36	0
11t)	Hufanga, S.F.	4	61	15.3	52t	1
11t)	Byard, Ten.	4	57	14.3	28	0
11t)	Bell, Cin.	4	56	14.0	46	0
11t)	Ramsey, LA-R	4	53	13.3	28	0
11t)	*Thomas, Ind.	4	51	12.8	35	0
11t)	E. Jackson, Chi.	4	44	11.0	26	0
11t)	Delpit, Cle.	4	36	9.0	40	0
11t)	M. Williams, Bal.	4	33	8.3	33	0
11t)	Bates, Cin.	4	28	7.0	16	0
11t)	Douglas, G.B.	4	26	6.5	22	0
11t)	Poyer, Buf.	4	6	1.5	6	0
11t)	Wallace, Pit.	4	6	1.5	3	0
11t)	Forrest, Was.	4	1	0.3	1	0

WEEK 18 / THROUGH SUNDAY, JANUARY 8, 2023**NFL / LEADERS IN SACKS**

Rank	Player, Team	Sacks
1)	Bosa, S.F. (DE)	18.5
2t)	Garrett, Cle. (DE)	16.0
2t)	Reddick, Phi. (LB)	16.0
4t)	C. Jones, K.C. (DT)	15.5
4t)	Judon, N.E. (LB)	15.5
6)	Highsmith, Pit. (LB)	14.5
7)	Parsons, Dal. (LB)	13.5
8t)	Burns, Car. (DE)	12.5
8t)	Crosby, L.V. (DE)	12.5
8t)	Watt, Ariz (DE)	12.5
11)	Quinn. Williams, NY-J (DT)	12.0
12t)	Payne, Was. (DT)	11.5
12t)	Uche, N.E. (LB)	11.5
14t)	B. Graham, Phi. (DE)	11.0
14t)	Hargrave, Phi. (NT)	11.0
14t)	Sweat, Phi. (DE)	11.0
17t)	Ca. Heyward, Pit. (NT)	10.5
17t)	Hunter, Min. (LB)	10.5
19)	Z. Smith, Min. (LB)	10.0
20t)	Houston, Bal. (LB)	9.5
20t)	*Hutchinson, Det. (DE)	9.5
20t)	Ngakoue, Ind. (DE)	9.5
20t)	Nwosu, Sea. (LB)	9.5
20t)	Taylor, Sea. (LB)	9.5
25t)	Floyd, LA-R (LB)	9.0
25t)	Hughes, Hou. (DE)	9.0
27t)	Armstrong, Dal. (DE)	8.5
27t)	Jordan, N.O. (DE)	8.5
27t)	P. Smith, G.B. (LB)	8.5
30t)	Autry, Ten. (DE)	8.0
30t)	Buckner, Ind. (DT)	8.0
30t)	Chubb, Den.-Mia. (LB)	8.0
30t)	Hendrickson, Cin. (DE)	8.0
30t)	*Houston, Det. (LB)	8.0
30t)	Mack, LA-C (LB)	8.0
30t)	V. Miller, Buf. (LB)	8.0
30t)	Rousseau, Buf. (DE)	8.0
30t)	Sweat, Was. (DE)	8.0
39t)	Allen, Was. (DT)	7.5
39t)	Lawrence, NY-G (NT)	7.5
39t)	Simmons, Ten. (DE)	7.5
39t)	Wise, N.E. (DE)	7.5
43t)	Cox, Phi. (DE)	7.0
43t)	Elliss, N.O. (LB)	7.0
43t)	Lawson, NY-J (DE)	7.0
43t)	Luvu, Car. (LB)	7.0
43t)	Phillips, Mia. (LB)	7.0
43t)	Walker, Ten. (DE)	7.0
49t)	D. Davis, N.O. (LB)	6.5
49t)	Epenesa, Buf. (DE)	6.5
49t)	Fox, LA-C (DE)	6.5
49t)	Hubbard, Cin. (DE)	6.5
49t)	Dr. Jones, Den. (DE)	6.5
49t)	Vea, T.B. (NT)	6.5

WEEK 18 / THROUGH SUNDAY, JANUARY 8, 2023**NFL / FUMBLE RECOVERIES**

Rank	Player, Team	TotRec	OffRec	DefRec
1)	Fields, Chi.	8	8	0
2)	Murray, Ariz	6	6	0
3t)	Allen, Buf.	5	5	0
3t)	Mayfield, Car.-LA-R	5	5	0
5t)	Cann, Hou.	4	4	0
5t)	Conner, Ariz	4	4	0
5t)	Dalton, N.O.	4	4	0
5t)	*Ebner, Chi.	4	4	0
5t)	Gross-Matos, Car.	4	1	3
5t)	Herbert, LA-C	4	4	0
5t)	Mahomes, K.C.	4	4	0
5t)	Mariota, Atl.	4	4	0
5t)	Rodgers, Ind.	4	3	1
5t)	Wentz, Was.	4	4	0
5t)	Wilson, Den.	4	4	0

NFL / OFFENSIVE FUMBLE RECOVERIES

Rank	Player, Team	Ret	Yards	Avg	Long	TD
1)	Fields, Chi.	8	-4	-0.5	1	0
2)	Murray, Ariz	6	0	0.0	0	0
3t)	Allen, Buf.	5	0	0.0	0	0
3t)	Mayfield, Car.-LA-R	5	0	0.0	0	0
5t)	*Ebner, Chi.	4	1	0.3	10	0
5t)	Cann, Hou.	4	0	0.0	0	0
5t)	Conner, Ariz	4	0	0.0	0	0
5t)	Dalton, N.O.	4	0	0.0	0	0
5t)	Herbert, LA-C	4	0	0.0	0	0
5t)	Mahomes, K.C.	4	0	0.0	0	0
5t)	Mariota, Atl.	4	0	0.0	0	0
5t)	Wentz, Was.	4	0	0.0	0	0
5t)	Wilson, Den.	4	0	0.0	0	0
14t)	Rodgers, Ind.	3	15	5.0	18	0
14t)	Duvernay, Bal.	3	12	4.0	12	0
14t)	Cook, Min.	3	7	2.3	7	0
14t)	Darnold, Car.	3	0	0.0	0	0
14t)	Minshew, Phi.	3	0	0.0	0	0
14t)	Reagor, Min.	3	0	0.0	0	0
14t)	Ryan, Ind.	3	0	0.0	0	0
14t)	Rypien, Den.	3	0	0.0	0	0
14t)	Sanders, Phi.	3	0	0.0	0	0
14t)	Sims, Pit.	3	0	0.0	0	0
14t)	Tagovailoa, Mia.	3	0	0.0	0	0
14t)	*Washington, Den.	3	0	0.0	0	0

WEEK 18 / THROUGH SUNDAY, JANUARY 8, 2023

NFL / DEFENSIVE FUMBLE RECOVERIES

Rank	Player, Team	Ret	Yards	Avg	Long	TD
1t)	C. Jones, L.V.	3	48	16.0	48t	1
1t)	Parsons, Dal.	3	36	12.0	36t	1
1t)	D. White, T.B.	3	26	8.7	13	0
1t)	Reddick, Phi.	3	1	0.3	1	0
1t)	B. Hill, Cin.	3	0	0.0	0	0
1t)	*Williams, Dal.	3	0	0.0	0	0
1t)	Gross-Matos, Car.	3	-2	-0.7	0	0
8t)	Murphy, Ariz	2	59	29.5	59t	1
8t)	Bynum, Min.	2	55	27.5	40	0
8t)	Mack, LA-C	2	44	22.0	44	0
8t)	Allen, Jac.	2	38	19.0	37t	1
8t)	Woods, Car.	2	30	15.0	30	0
8t)	*Lloyd, Jac.	2	28	14.0	17	0
8t)	Greenlaw, S.F.	2	23	11.5	23t	1
8t)	King, Hou.	2	20	10.0	15	0
8t)	Howard, Mia.	2	16	8.0	16t	1
8t)	Ty. Campbell, Jac.	2	12	6.0	12t	1
8t)	Evans, Atl.	2	8	4.0	10	0
8t)	M. Jackson, Sea.	2	8	4.0	8	0
8t)	*Woolen, Sea.	2	7	3.5	7	0
8t)	Kearse, Dal.	2	6	3.0	6	0
8t)	Roby, N.O.	2	6	3.0	4	0
8t)	Jewell, Den.	2	5	2.5	5	0
8t)	Queen, Bal.	2	5	2.5	5	0
8t)	Nwosu, Sea.	2	4	2.0	4	0
8t)	Ward, Cle.	2	4	2.0	4t	2
8t)	*Belton, NY-G	2	3	1.5	3	0
8t)	Ingram, Mia.	2	3	1.5	2t	1
8t)	Dupree, Ten.	2	2	1.0	2	0
8t)	K. Jackson, Den.	2	2	1.0	2	0
8t)	Armstrong, Dal.	2	1	0.5	1	0
8t)	Jackson, NY-G	2	1	0.5	1	0
8t)	*Thibodeaux, NY-G	2	1	0.5	1t	1
8t)	Toohill, Was.	2	1	0.5	1t	1
8t)	Barr, Dal.	2	0	0.0	0	0
8t)	Davis, Was.	2	0	0.0	0	0
8t)	Gilman, LA-C	2	0	0.0	0	0
8t)	Hargrave, Phi.	2	0	0.0	0	0
8t)	*Holmes, Was.	2	0	0.0	0	0
8t)	Humphrey, Bal.	2	0	0.0	0	0
8t)	*Hutchinson, Det.	2	0	0.0	0	0
8t)	J. Johnson, Cle.	2	0	0.0	0	0
8t)	*Karlaftis, K.C.	2	0	0.0	0	0
8t)	Milano, Buf.	2	0	0.0	0	0
8t)	Okereke, Ind.	2	0	0.0	0	0
8t)	Oluokun, Jac.	2	0	0.0	0	0
8t)	Ossai, Cin.	2	0	0.0	0t	1
8t)	Peters, Bal.	2	0	0.0	0	0
8t)	Reader, Cin.	2	0	0.0	0	0
8t)	Reed, G.B.	2	0	0.0	0	0
8t)	*Schooler, N.E.	2	0	0.0	0	0
8t)	Stewart, Hou.	2	0	0.0	0	0
8t)	Van Noy, LA-C	2	0	0.0	0	0
8t)	L. Williams, NY-G	2	0	0.0	0	0

WEEK 18 / THROUGH SUNDAY, JANUARY 8, 2023

Team/Offense Rank (Within League)

	BAL	BUF	CIN	CLE	DEN	HOU	IND	JAX	KC	LV	LAC	MIA	NE	NYJ	PIT	TEN	ARI	ATL	CAR	CHI	DAL	DET	GB	LAR	MIN	NO	NYG	PHI	SF	SEA	TB	WAS
16	2	8	14	21	31	27	10	1	12	9	6	26	25	23	30	TYds/G	22	24	29	28	11	4	17	32	7	19	18	3	5	13	15	20
12	3	11	18	23	32	30	9	1	8	20	2	19	26	27	24	TYds/P	29	16	17	21	15	5	14	31	13	10	22	6	4	7	25	28
2	7	29	6	21	31	23	14	20	17	30	25t	24	25t	16	13	RYds/G	22	3	10	1	9	11	15	27t	27t	19	4	5	8	18	32	12
3	2	29	11	17	31	23	9	8	6	30	19	21	24	25	16	RshAvg	20	4	14	1	18	15	12	27	26	22	5	13	10	7	32	28
28	7	5	22	19	25	23	10	1	11t	3	4	20	15	24	30	PsYd/G	18	31	29	32	14	8	17	27	6	16	26	9	13	11t	2	21
21	6	8	20	24	28	30	11	1	12	14	2	16	26	25	22	PasAvg	31	18	17	32	9	5	15	29	13	7	27	4	3	10	19	23
23	17	9	13	22	30	31	5	8	28	4	20	21	15	18	16	%HdInt	19	12	26	32	29	2	11	25	14	24	1	6	7	10	3	27
20	8	17	23	30	12	28	4	2	9	6	10	19	14	13	29	Sac/PP	15	26	21	32	5	3	7	31	16	18	27	24	11	22	1	25
19	2	5	10	25	31t	23	7t	1	16	7t	17	28	26	15	31t	1D/Gm	22	21	29	30	11t	6	20	27	4	24	7t	3	11t	13t	13t	18
11	1	3	19	32	31	29	9	2	16	8	24	27	28	7	23	3D Eff	26	10	30	13	5	14	17	18	12	15	22	4	6	20	21	25
26	12	32	8	17t	17t	23	15	2	9t	16	9t	29	27	3	13	4D Eff	24	17t	5t	31	14	11	28	1	22	30	21	4	25	5t	7	20
7	13	9	12	20	11	18	22	26	32	3	31	6	4	30	19	PR Avg	21	1	28	17	8	2	15	24	27	16	29	14	5	25	10	23
8	6	27	15	32	13	1	7	29	26	30	31	12	21	24t	22	KR Avg	17	16	10	2	11	3	4	28	5	19	23	18	14	9	24t	20
22	16	24	7	17	11	27	3	2	4	30	20	32	13	26	1	GPntAv	18	23	9	25	10	6	31	12	15	19	21	29	28	8	5	14
20	16	28	19	13	9	23	6	1	5	14	22	32	24	18	4	NPntAv	25	17	3	26	8	15	31	21	10	12	27	30	29	2	11	7
19	2	7	18	32	30t	30t	10	1	12	13	11	17	29	26	28	Pts/Gm	21	15t	20	23	4	5	14	27	8	22	15t	3	6	9	25	24
16	12	21	30t	28	3	22	17	30t	6t	2	24	13t	25	29	19t	FG%	11	13t	1	5	8t	26	15	4	27	32	8t	10	18	6t	23	19t

Opponent/Defense Rank (Within League)

	BAL	BUF	CIN	CLE	DEN	HOU	IND	JAX	KC	LV	LAC	MIA	NE	NYJ	PIT	TEN	ARI	ATL	CAR	CHI	DAL	DET	GB	LAR	MIN	NO	NYG	PHI	SF	SEA	TB	WAS
9t	6	16	14	7	30	15	24	11	28	20	18	8	4	13	23	TYds/G	21	27	22	29	12	32	17	19	31	5	25	2	1	26	9t	3
13	9	15	17	6	26	12	18	8	27	29	14	5	2	20	19	TYds/P	22	25	16	31	7	32	28	23	30	3	24	1	4	21	10	11
3	5	7	25	10	32	21	12	8	19	28	4	6	16t	9	1	RYds/G	14	23	18	31	22	29	26	13	20	24	27	16t	2	30	15	11
3	14	9	25	11	29	5	7	15	23	32	6	4	10	8	1	RshAvg	21	18	12	27	17	30	28	13	22	20	31	24	2	26	19	16
26	15	23	5	12	10	11	28	18	29	7	27	16	3	19	32	PsYd/G	24	25	22	17	8	30	6	21	31	2	14	1	20	13	9	4
17	7	18	14	5	22	16	23	4	28	20	13	9	2	25	27	PasAvg	19	29	21	32	8	31	26	24	30	3	12	1	11	15	6	10
15	7	17	20	13	5	22	16	25	32	11	30	4	18	1	21	%HdInt	23	24	28	8	9	19	2	10	14	29	31	6	3	12	26	27
9	18	29	21	26	13	8	27	5	30	11	22	3	10	15	28	Sac/PP	24	32	25	31	2	19	17	20	23	4	16	1	14	7	12	6
11	17	4	15	12	31	21	24	19	27	8	18	5t	3	5t	20	1D/Gm	29	25	22	28	14	32	10	16	26	9	30	13	2	23	5t	1
4	7	20	19	2	15	10	29	13	26	17	24t	21	11	18	3	3D Eff	28	31	23	32	9	30	8	22	12	24t	5	14	16	27	6	1
28	22	4	12t	29	26t	17	1	21	19	6t	15	2	11	26t	32	4D Eff	16	9	12t	6t	18	20	23	31	3	10	30	25	6t	5	24	14
5	18	27	32	13	15	7	6	10	29	1	25	9	30	2	28	PR Avg	20	23	14	19	11	26	21	24	8	16	22	12	17	3	31	4
10	3	11	15	8	1	20	13	22t	2	7	32	27	6	25	4	KR Avg	9	17	16	28	24	14	21	19	31	18	26	30	12	5	29	22t
18	15	22	10	32	20	16	17	26	24	30	1	6	4	13	7	GPntAv	21	3	9	28	11	12	14	25	2	5	8	31	27	19	29	23
19	14	15	5	32	11	16	13	27	30	24	18	1	4	17	9	NPntAv	21	2	12	26	6	3	7	23	10	8	20	29	22	25	31	28
3	2	6	20	14t	27	28t	12	16	26	21t	24	11	4	10	14t	Pts/Gm	31	23	19	32	5	28t	17t	21t	28t	9	17t	8	1	25	13	7
10	4	13t	15	31	19	28	32	26	1	8	29	11	6	21	27	FG%	30	18	3	2	13t	12	7	24	17	25	16	20	5	9	22	23

BALTIMORE RAVENS / WEEK 18 / THROUGH SUNDAY, JANUARY 8, 2023

WON 10, LOST 7				* RUSHING		No.	Yds	Avg	Long	TD						
09/11	W 24- 9	at N.Y. Jets	78,827	L. Jackson	112	764	6.8	79t	3							
09/18	L 38-42	Miami	70,582	Dobbins	92	520	5.7	44	2							
09/25	W 37-26	at New England	65,878	Drake	109	482	4.4	40	4							
10/02	L 20-23	Buffalo	70,494	Edwards	87	433	5.0	37	3							
10/09	W 19-17	Cincinnati	70,548	Hill	49	262	5.3	34	0							
10/16	L 20-24	at N.Y. Giants	78,019	Huntley	43	137	3.2	14	1							
10/23	W 23-28	Cleveland	70,461	Duvernay	12	84	7.0	18	1							
10/27	W 27-22	at Tampa Bay	68,912	Davis	8	18	2.3	10	0							
11/07	W 27-13	at New Orleans	70,010	Ricard	7	16	2.3	5	0							
11/20	W 13- 3	Carolina	70,677	Andrews	3	8	2.7	4	0							
11/27	L 27-28	at Jacksonville	59,560	Isabella LG	1	1	1.0	1	0							
12/04	W 10- 9	Denver	70,443	Isabella TM	1	1	1.0	1	0							
12/11	W 16-14	at Pittsburgh	66,326	Brown	3	-5	-1.7	-1	0							
12/17	L 3-13	at Cleveland	67,431	TEAM	526	2720	5.2	79t	14							
12/24	W 17- 9	Atlanta	70,467	OPPONENTS	406	1566	3.9	31	11							
01/01	L 13-16	Pittsburgh	71,042	* RECEIVING												
01/08	L 16-27	at Cincinnati	65,849	Andrews	73	847	11.6	36	5							
		Balt.		Robinson	48	458	9.5	31	2							
		Opp.		Duvernay	37	407	11.0	31	3							
TOTAL FIRST DOWNS		337	323	Likely	36	373	10.4	34	3							
	Rushing	167	91	Drake	17	89	5.2	15	1							
	Passing	149	206	Watkins LG	16	325	20.3	55	0							
	Penalty	21	26	Watkins TM	3	119	39.7	47	0							
	3rd Down: Made/Att	91/218	73/209	Bateman	15	285	19.0	75t	2							
	3rd Down Pct.	41.7	34.9	Oliver	14	149	10.6	40	2							
	4th Down: Made/Att	8/20	15/24	Hill	12	58	4.8	15	0							
	4th Down Pct.	40.0	62.5	Ricard	11	74	6.7	19	0							
POSSESSION AVG.		31:10	28:50	D. Jackson	9	153	17.0	62	0							
TOTAL NET YARDS		5760	5513	Proche	8	62	7.8	12	0							
	Avg. Per Game	338.8	324.3	Dobbins	7	42	6.0	20	1							
	Total Plays	1052	1047	Kolar	4	49	12.3	15	0							
	Avg. Per Play	5.5	5.3	Wallace	4	33	8.3	12	0							
NET YARDS RUSHING		2720	1566	Thomas LG	2	38	19.0	33	0							
	Avg. Per Game	160.0	92.1	Isabella LG	2	21	10.5	11	0							
	Total Rushes	526	406	Davis	2	4	2.0	7	0							
NET YARDS PASSING		3040	3947	TEAM	300	3202	10.7	75t	19							
	Avg. Per Game	178.8	232.2	OPPONENTS	394	4252	10.8	60t	20							
	Sacked/Yards Lost	38/162	48/305	* INTERCEPTIONS												
	Gross Yards	3202	4252	M. Williams	4	33	8.3	33	0							
	Att./Completions	488/300	593/394	Smith LG	3	41	13.7	19	0							
	Completion Pct.	61.5	66.4	Smith TM	1	19	19.0	19	0							
	Had Intercepted	13	14	Humphrey	3	26	8.7	26	0							
PUNTS/AVERAGE		57/45.9	68/46.8	Queen	2	11	5.5	11	0							
NET PUNTING AVG.		57/40.9	68/41.6	Peters	1	8	8.0	8	0							
PENALTIES/YARDS		82/678	79/650	Houston	1	5	5.0	5	0							
FUMBLES/BALL LOST		21/8	19/11	Pierre-Paul	1	3	3.0	3	0							
TOUCHDOWNS		34	32	Bynes	1	0	0.0	0	0							
	Rushing	14	11	TEAM	14	105	7.5	33	0							
	Passing	19	20	OPPONENTS	13	62	4.8	27	0							
	Returns	1	1													
* SCORE BY PERIODS		Q1	Q2	Q3	Q4	OT	PTS	* PUNTING								
TEAM		66	118	80	86	0	350	No.	Yds	Avg	Net	TB	In	Lg	B	
OPPONENTS		46	86	55	128	0	315	57	2618	45.9	40.9	7	26	69	0	
* SCORING		TD-Ru	-Pa	-Rt	K-PAT	FG	S	PTS	OPPONENTS							
Tucker		0	0	0	0	31/32	37/43	0	142	* PUNT RETURNS	Ret	FC	Yds	Avg	Long	TD
Andrews		5	0	5	0		0	32	Duvernay	16	18	190	11.9	46	0	
Drake		5	4	1	0		0	30	Proche	4	2	24	6.0	9	0	
Duvernay		5	1	3	1		0	30	TEAM	20	20	214	10.7	46	0	
Dobbins		3	2	1	0		0	18	OPPONENTS	22	20	149	6.8	18	0	
Edwards		3	3	0	0		0	18	* KICKOFF RETURNS							
L. Jackson		3	3	0	0		0	18	Duvernay	15	383	25.5	103t	1		
Likely		3	0	3	0		0	18	Hill	10	247	24.7	56	0		
Bateman		2	0	2	0		0	12	Boyle	1	14	14.0	14	0		
Oliver		2	0	2	0		0	12	Ricard	1	15	15.0	15	0		
Robinson		2	0	2	0		0	12	TEAM	27	659	24.4	103t	1		
Huntley		1	1	0	0		0	8	OPPONENTS	26	552	21.2	47	0		
Thomas LG		0	0	0	0		0	2	* FIELD GOALS	1-19	20-29	30-39	40-49	50+		
TEAM		34	14	19	1	31/32	37/43	0	350	Tucker	0/ 0	13/13	11/11	4/ 5	9/14	
OPPONENTS		32	11	20	1	28/29	31/38	0	315	TEAM	0/ 0	13/13	11/11	4/ 5	9/14	
2-Pt Conv: Andrews, Huntley, Thomas(LG),									OPPONENTS							
TM 2-2, OPP 1-3									Tucker: (24G)(51G)(56G)(42G,51G)(37G,58G,25G,							
SACKS: Houston 9.5, Campbell 5.5,									43G)(56N,34G,23G)(32G,34G,55G)(22G,61B,30G)(32G,							
Madubuike 5.5, Queen 5, Smith LG 4.5,									41G)(32G,37G)(27G,29G,55G,24G,67N)(26G)(42G,35G,							
Smith TM 2, Humphrey 3, Oweh 3,									30G)(53G,48N,50B)(21G,55B,27G,21G)(30G,51G)(26G,							
Pierre-Paul 3, Bowser 2, Hamilton 2, Bynes 1,									51G,27G)							
Copeland 1, Jones 1, Ojabo 1, Peters 1,									OPP: (45N,45G)()(35G,50G)(38G,39G,21G)(40G)(34G)							
Urban 1, B. Washington 1, Stephens 0.5,									(41G,37G,60B)(31G,30G,26G)(33G,37G)(32G)(22G,							
TM 48, OPP 38									29G)(52G,41G,50G,63N)(40B)(47G,23G,38N,46N)(32G,							
FUM/LOST: L. Jackson 5/2, Huntley 3/0,									34G,37G)(21G,48N,51G,33G)(34G,26G)							
Hill 2/1, Robinson 2/1, Andrews 1/0, Bateman 1/1, Brown 1/1, Davis 1/0, Drake 1/0,																
Duvernay 1/0, Edwards 1/1, Linderbaum 1/0, Watkins(TM) 1/1, Watkins(LG) 1/1																

* PASSING	Att	Cmp	Yds	Cmp%	Yds/Att	TD	TD%	Int	Int%	Long	Sack/Lost	Rating
L. Jackson	326	203	2242	62.3	6.88	17	5.2	7	2.1	75t	26/ 114	91.1
Huntley	112	75	658	67.0	5.88	2	1.8	3	2.7	40	7/ 34	77.2
Brown	49	22	302	44.9	6.16	0	0.0	2	4.1	47	5/ 14	48.2
Proche	1	0	0	0.0	0.00	0	0.0	1	100.0	---	0/ 0	0.0
TEAM	488	300	3202	61.5	6.56	19	3.9	13	2.7	75t	38/ 162	82.5
OPPONENTS	593	394	4252	66.4	7.17	20	3.4	14	2.4	60t	48/ 305	88.7

BUFFALO BILLS / WEEK 18 / THROUGH SUNDAY, JANUARY 8, 2023

WON 13, LOST 3 * RUSHING
09/08 W 31-10 at L.A. Rams 73,846 Singletary 177 819 4.6 33t 5
09/19 W 41- 7 Tennessee 70,683 Allen 124 762 6.1 44 7
09/25 L 19-21 at Miami 66,206 Cook 89 507 5.7 33 2
10/02 W 23-20 at Baltimore 70,494 Moss TM 17 91 5.4 43 0
10/09 W 38- 3 Pittsburgh 70,764 McKenzie 9 55 6.1 18 1
10/16 W 24-20 at Kansas City 73,586 Hines LG 24 33 1.4 9 1
10/30 W 27-17 Green Bay 70,863 Hines TM 6 -3 -.5 3 0
11/06 L 17-20 at N.Y. Jets 83,135 D. Johnson 2 4 2.0 4 0
11/13 L 30-33 OT Minnesota 70,844 Keenum 5 0 0.0 4 0
11/20 W 31-23 Cleveland 52,146 Diggs 1 -3 -3.0 -3 0
11/24 W 28-25 at Detroit 66,553 TEAM 430 2232 5.2 44 15
12/01 W 24-10 at New England 65,878 OPPONENTS 387 1673 4.3 81t 10
12/11 W 20-12 N.Y. Jets 70,603 * RECEIVING No. Yds Avg Long TD
12/17 W 32-29 Miami 70,794 Diggs 108 1429 13.2 53t 11
12/24 W 35-13 at Chicago 59,929 Davis 48 836 17.4 98t 7
01/08 W 35-23 New England 70,753 Knox 48 517 10.8 45 6

Buff. Opp. McKenzie 42 423 10.1 30 4
TOTAL FIRST DOWNS 367 313 Singletary 38 280 7.4 22 1
Rushing 128 103 Hines LG 30 241 8.0 22 1
Passing 212 181 Hines TM 5 53 10.6 21 1
Penalty 27 29 Cook 21 180 8.6 41 1
3rd Down: Made/Att 97/193 78/208 Shakir 10 161 16.1 31 1
3rd Down Pct. 50.3 37.5 Morris 8 84 10.5 26 1
4th Down: Made/Att 7/13 19/33 Gilliam 8 69 8.6 14 1
4th Down Pct. 53.8 57.6 Moss TM 7 27 3.9 8 0

POSSESSION AVG. 29:35 30:25 Crowder 6 60 10.0 16 0
TOTAL NET YARDS 6361 5106 Beasley LG 6 35 5.8 9 0
Avg. Per Game 397.6 319.1 Beasley TM 2 18 9.0 9 0
Total Plays 1037 997 Kumerow 4 64 16.0 39 0
Avg. Per Play 6.1 5.1 Hodgins TM 4 41 10.3 26 0

NET YARDS RUSHING 2232 1673 J. Brown 1 42 42.0 42t 1
Avg. Per Game 139.5 104.6 Sweeney 1 7 7.0 7 0
Total Rushes 430 387 TEAM 361 4291 11.9 98t 35
NET YARDS PASSING 4129 3433 OPPONENTS 362 3721 10.3 67t 21
Avg. Per Game 258.1 214.6 * INTERCEPTIONS No. Yds Avg Long TD

Sacked/Yards Lost 33/162 40/288 Poyer 4 6 1.5 6 0
Gross Yards 4291 3721 Milano 3 84 28.0 43t 1
Att./Completions 574/361 570/362 Jackson 2 13 6.5 11 0
Completion Pct. 62.9 63.5 Elam 2 0 0.0 0 0
Had Intercepted 14 17 Benford 1 35 35.0 35 0

PUNTS/AVERAGE 46/46.7 63/46.4 Basham Jr. 1 21 21.0 21 0
NET PUNTING AVG. 46/41.3 63/41.0 Edmunds 1 4 4.0 4 0
PENALTIES/YARDS 92/709 89/754 T. Johnson 1 2 2.0 2 0
FUMBLES/BALL LOST 24/13 24/10 J. Johnson 1 0 0.0 0 0
TOUCHDOWNS 53 32 White 1 0 0.0 0 0

Rushing 15 10 TEAM 17 165 9.7 43t 1
Passing 35 21 OPPONENTS 14 175 12.5 39 0
Returns 3 1 * PUNTING No. Yds Avg Net TB In Lg B
* SCORE BY PERIODS Q1 Q2 Q3 Q4 OT PTS Martin 45 2146 47.7 41.3 5 16 67 1
TEAM 95 154 107 99 0 455 TEAM 46 2146 46.7 41.3 5 16 67 1
OPPONENTS 79 80 47 77 3 286 OPPONENTS 63 2921 46.4 41.0 3 21 69 0

* SCORING TD-Ru-Pa-Rt K-PAT FG S PTS * PUNT RETURNS Ret FC Yds Avg Long TD
Bass 0 0 0 0 48/50 27/31 0 129 Hines LG 27 14 264 9.8 28 0
Diggs 11 0 11 0 0 66 Hines TM 16 11 153 9.6 28 0
Allen 7 7 0 0 0 44 Crowder 9 4 100 11.1 20 0
Davis 7 0 7 0 0 42 Shakir 3 3 23 7.7 17 0
Knox 6 0 6 0 0 36 T. Jones 1 0 0 0.0 0 0
Singletary 6 5 1 0 0 36 TEAM 29 18 276 9.5 28 0
McKenzie 5 1 4 0 0 30 OPPONENTS 16 13 145 9.1 41 0

Hines LG 4 1 1 2 0 24 * KICKOFF RETURNS No. Yds Avg Long TD
Hines TM 3 0 1 2 0 18 Hines LG 19 554 29.2 101t 2
Cook 3 2 1 0 0 18 Hines TM 19 554 29.2 101t 2
Shakir 1 0 1 0 0 8 D. Johnson 7 157 22.4 43 0
J. Brown 1 0 1 0 0 6 McKenzie 6 144 24.0 42 0
Gilliam 1 0 1 0 0 6 Crowder 1 17 17.0 17 0
Milano 1 0 0 1 0 6 T. Jones 1 2 2.0 2 0
Morris 1 0 1 0 0 6 Lewis 1 0 0.0 0 0
Oliver 0 0 0 0 1 2 Shakir 1 34 34.0 34 0

TEAM 53 15 35 3 48/50 27/31 2 455 TEAM 36 908 25.2 101t 2
OPPONENTS 32 10 21 1 27/28 21/28 1 286 OPPONENTS 48 970 20.2 40 0
2-Pt Conv: Allen, Shakir, TM 2-3, OPP 1-4 * FIELD GOALS 1-19 20-29 30-39 40-49 50+

SACKS: V. Miller 8, Rousseau 8, Epenesa 6.5, Bass 0/ 0 4/ 4 11/13 10/11 2/ 3
Lawson 3.5, Oliver 2.5, Basham Jr. 2, TEAM 0/ 0 4/ 4 11/13 10/11 2/ 3
D. Jones 2, Hamlin 1.5, Milano 1.5, OPPONENTS 0/ 0 6/ 7 7/ 9 3/ 5 5/ 7
Phillips 1.5, Dodson 1, Edmunds 1, Settle 1, Bass: (41G)(49G,37G)(30G,38B)(38G,39G,21G)(49B,
TM 40, OPP 33 FUM/LOST: Allen 13/5, Singletary 3/3, (35G)(39G)(42G,38G)(55N,51G)(34G,45G,29G)(42G,
36G,56G,49G,28G,39G)(47G,45G)(48G)(38G,49G)(25G)
Hines(LG) 2/0, Cook 1/1, Crowder 1/0, (38N)()
Davis 1/1, Diggs 1/0, Hines(TM) 1/0, OPP: (57G)() () (42G,51G)(29G,33N,45N)(62G,51N,
T. Jones 1/1, Morris 1/1, Moss(TM) 1/1 44G)(38G,55N)(53G,28G)(27G,33G)(32G,34B)(29N,

51G)(48N,39G)(26G)(39G,21G,47G)(37G,35G)(24G)

* PASSING

	Att	Cmp	Yds	Cmp%	Yds/Att	TD	TD%	Int	Int%	Long	Sack/Lost	Rating
Allen	567	359	4283	63.3	7.55	35	6.2	14	2.5	98t	33/ 162	96.6
Keenum	7	2	8	28.6	1.14	0	0.0	0	0.0	5	0/ 0	39.6
TEAM	574	361	4291	62.9	7.48	35	6.1	14	2.4	98t	33/ 162	95.8
OPPONENTS	570	362	3721	63.5	6.53	21	3.7	17	3.0	67t	40/ 288	82.1

CINCINNATI BENGALS / WEEK 18 / THROUGH SUNDAY, JANUARY 8, 2023

WON 12, LOST 4				* RUSHING		No.	Yds	Avg	Long	TD								
09/11	L 20-23	OT	Pittsburgh	65,841	Mixon	210	814	3.9	40	7								
09/18	L 17-20		at Dallas	92,944	Perine	95	394	4.1	29	2								
09/25	W 27-12		at N.Y. Jets	73,708	Burrow	75	257	3.4	23	5								
09/29	W 27-15		Miami	67,260	T. Williams	6	30	5.0	16	0								
10/09	L 17-19		at Baltimore	70,548	Taylor	4	15	3.8	9	0								
10/16	W 30-26		at New Orleans	70,004	Irwin	1	11	11.0	11	0								
10/23	W 35-17		Atlanta	66,158	Chase	5	8	1.6	6	0								
10/31	L 13-32		at Cleveland	67,431	Allen	3	-1	-.3	2	0								
11/06	W 42-21		Carolina	66,160	TEAM	399	1528	3.8	40	14								
11/20	W 37-30		at Pittsburgh	66,401	OPPONENTS	407	1706	4.2	44t	12								
11/27	W 20-16		at Tennessee	69,441	* RECEIVING	No. Yds Avg Long TD												
12/04	W 27-24		Kansas City	66,243	Chase	87	1046	12.0	60t	9								
12/11	W 23-10		Cleveland	66,222	Higgins	74	1029	13.9	59t	7								
12/18	W 34-23		at Tampa Bay	69,305	Mixon	60	441	7.4	35	2								
12/24	W 22-18		at New England	65,878	Boyd	58	762	13.1	60t	5								
01/08	W 27-16		Baltimore	65,849	Hurst	52	414	8.0	29	2								
			Cin.	Opp.	Perine	38	287	7.6	32	4								
					Wilcox	17	139	8.2	19	1								
TOTAL FIRST DOWNS	357		295		Irwin	15	231	15.4	45t	4								
Rushing	96		102		Hudson	10	132	13.2	27	0								
Passing	221		173		Taylor	6	62	10.3	34	0								
Penalty	40		20		Evans	3	38	12.7	26	1								
3rd Down: Made/Att	95/206		84/212		Mik. Thomas	2	38	19.0	33	0								
3rd Down Pct.	46.1		39.6		T. Williams	2	30	15.0	24	0								
4th Down: Made/Att	3/12		9/23		Asiasi	2	5	2.5	6	0								
4th Down Pct.	25.0		39.1		D. Sample	2	-2	-1.0	2	0								
POSSESSION AVG.	31:55		28:05		T. Johnson	1	8	8.0	8	0								
TOTAL NET YARDS	5768		5371		TEAM	418	4520	10.8	60t	35								
Avg. Per Game	360.5		335.7		OPPONENTS	329	3828	11.6	75t	17								
Total Plays	1053		996		* INTERCEPTIONS	No. Yds Avg Long TD												
Avg. Per Play	5.5		5.4		Bell	4	56	14.0	46	0								
NET YARDS RUSHING	1528		1706		Bates	4	28	7.0	16	0								
Avg. Per Game	95.5		106.6		Pratt	2	3	1.5	3	0								
Total Rushes	399		407		L. Wilson	1	41	41.0	41	0								
NET YARDS PASSING	4240		3665		Hilton	1	5	5.0	5	0								
Avg. Per Game	265.0		229.1		Flowers	1	0	0.0	0	0								
Sacked/Yards Lost	44/280		30/163		TEAM	13	133	10.2	46	0								
Gross Yards	4520		3828		OPPONENTS	12	119	9.9	69t	2								
Att./Completions	610/418		559/329		* PUNTING	No. Yds Avg Net TB In Lg B												
Completion Pct.	68.5		58.9		Huber	31	1340	43.2	37.4	1	9	63	0					
Had Intercepted	12		13		Chrisman	28	1338	47.8	42.6	2	13	65	0					
PUNTS/AVERAGE	59/45.4		63/47.5		TEAM	59	2678	45.4	39.9	3	22	65	0					
NET PUNTING AVG.	59/39.9		63/41.1		OPPONENTS	63	2991	47.5	41.1	3	18	71	0					
PENALTIES/YARDS	81/623		100/832		* PUNT RETURNS	Ret FC Yds Avg Long TD												
FUMBLES/BALL LOST	11/6		21/11		Taylor	33	19	340	10.3	27	0							
TOUCHDOWNS	50		32		T. Johnson	1	0	0	0.0	0	0							
Rushing	14		12		TEAM	33	19	340	10.3	27	0							
Passing	35		17		OPPONENTS	25	20	266	10.6	56	0							
Returns	1		3		* KICKOFF RETURNS	No. Yds Avg Long TD												
* SCORE BY PERIODS	Q1 Q2 Q3 Q4 OT PTS																	
TEAM	94	139	85	100	0	418	T. Williams					16	356	22.3	42	0		
OPPONENTS	52	128	72	67	3	322	Evans					10	211	21.1	29	0		
* SCORING	TD-Ru-Pa-Rt	K-PAT	FG	S	PTS	Taylor					2	15	7.5	9	0			
McPherson	0	0	0	0	40/44	24/29	0	112	Asiasi					1	14	14.0	14	0
Chase	9	0	9	0			0	54	TEAM					29	596	20.6	42	0
Mixon	9	7	2	0			0	54	OPPONENTS					37	792	21.4	66	0
Higgins	7	0	7	0			0	44	* FIELD GOALS					1-19	20-29	30-39	40-49	50+
Perine	6	2	4	0			0	36	McPherson					1/ 1	5/ 6	4/ 4	9/13	5/ 5
Boyd	5	0	5	0			0	32	TEAM					1/ 1	5/ 6	4/ 4	9/13	5/ 5
Burrow	5	5	0	0			0	30	OPPONENTS					0/ 0	10/10	9/10	7/ 7	8/13
Irwin	4	0	4	0			0	24	McPherson: (59G,26G,29N)(43G,50G,46G)(22G,43G,									
Hurst	2	0	2	0			0	12	41N)(19G,57G)(40G)(52G)(47N)(48N)(45G,54G,44G)									
Evans	1	0	1	0			0	6	(47G,38G)(36G,41G)(30G)(41G,21G)(28G,43N)(34G,									
Ossai	1	0	0	1			0	6	26G)									
Wilcox	1	0	1	0			0	6	OPP: (20G,48G,55N,53G)(54G,50G)(50G,40G,52G,43G)									
Mik. Thomas	0	0	0	0			0	2	(23G,48G,52B,20G)(37G,58G,25G,43G)(35G,30G,37G,									
TEAM	50	14	35	1	40/44	24/29	0	418	31G)(43G)(53B,55G)(42G,30G,34G)(33G,35N,24G,									
OPPONENTS	32	12	17	3	26/29	34/40	0	322	38G)(26G,55N)(26G)(21G,50N)(26G,51G,27G)									
2-Pt Conv: Boyd, Higgins, Mik. Thomas(TM), TM	3-6, OPP 1-3																	
SACKS: Hendrickson 8, Hubbard 6.5, Ossai 3.5, B. Hill 3, L. Wilson 2.5, C. Sample 2, Tupou 2, Bell 1, Pratt 1, Carter 0.5, TM 30, OPP 44																		
FUM/LOST: Burrow 6/3, Chase 2/2, Taylor 2/1, L. Wilson 1/0																		
* PASSING	Att	Cmp	Yds	Cmp%	Yds/Att	TD	TD%	Int	Int%	Long	Sack/Lost	Rating						
Burrow	606	414	4475	68.3	7.38	35	5.8	12	2.0	60t	41/ 259	100.8						
Allen	3	3	22	100.0	7.33	0	0.0	0	0.0	13	1/ 0	97.2						
Boyd	1	1	23	100.0	23.00	0	0.0	0	0.0	23	1/ 12	118.8						
Chase	0	0	0	---	---	0	---	0	---	---	1/ 9	---						
TEAM	610	418	4520	68.5	7.41	35	5.7	12	2.0	60t	44/ 280	101.0						
OPPONENTS	559	329	3828	58.9	6.85	17	3.0	13	2.3	75t	30/ 163	80.1						

CLEVELAND BROWNS / WEEK 18 / THROUGH SUNDAY, JANUARY 8, 2023

						* RUSHING		No.	Yds	Avg	Long	TD				
WON 7, LOST 10																
09/11	W 26-24	at Carolina		72,205	Chubb	302	1525	5.0	41t	12						
09/18	L 30-31	N.Y. Jets		67,431	Hunt	123	468	3.8	24t	3						
09/22	W 29-17	Pittsburgh		67,431	Brissett	49	243	5.0	22	2						
10/02	L 20-23	at Atlanta		69,435	Watson	36	175	4.9	21	1						
10/09	L 28-30	L.A. Chargers		67,431	Schwartz	4	57	14.3	31t	1						
10/16	L 15-38	New England		67,431	D. Johnson	4	17	4.3	7	0						
10/23	L 20-23	at Baltimore		70,461	Ford	8	12	1.5	9	0						
10/31	W 32-13	Cincinnati		67,431	Bryant	1	8	8.0	8	0						
11/13	L 17-39	at Miami		66,563	Darden LG	1	2	2.0	2	0						
11/20	L 23-31	at Buffalo		52,146	Peoples-Jones	1	2	2.0	2	0						
11/27	W 23-17 OT	Tampa Bay		67,431	Felton	1	-4	-4.0	-4	0						
12/04	W 27-14	at Houston		66,523	Woods	1	-5	-5.0	-5	0						
12/11	L 10-23	at Cincinnati		66,222	Njoku	2	-8	-4.0	-2	0						
12/17	W 13-3	Baltimore		67,431	TEAM	532	2490	4.7	41t	19						
12/24	L 10-17	New Orleans		67,431	OPPONENTS	488	2295	4.7	71	22						
01/01	W 24-10	at Washington		50,827	* RECEIVING			No.	Yds	Avg	Long	TD				
01/08	L 14-28	at Pittsburgh		65,019	Cooper	78	1160	14.9	55	9						
		Clev.	Opp.		Peoples-Jones	61	839	13.8	42	3						
TOTAL FIRST DOWNS																
		350	329		Njoku	58	628	10.8	38	4						
	Rushing	142	129		Hunt	35	210	6.0	24	1						
	Passing	182	166		Bryant	31	239	7.7	30	1						
	Penalty	26	34		Chubb	27	239	8.9	26	1						
	3rd Down: Made/Att	88/231	85/215		Da. Bell	24	214	8.9	20	0						
	3rd Down Pct.	38.1	39.5		P. Brown LG	12	117	9.8	30	0						
	4th Down: Made/Att	23/42	8/18		P. Brown TM	5	45	9.0	11	0						
	4th Down Pct.	54.8	44.4		Woods	5	45	9.0	15	0						
	POSSESSION AVG.	31:31	28:29		Schwartz	4	51	12.8	19	0						
TOTAL NET YARDS																
		5934	5631		D. Johnson	3	7	2.3	7	0						
	Avg. Per Game	349.1	331.2		Darden LG	2	26	13.0	25	0						
	Total Plays	1116	1041		Baldwin	2	25	12.5	15	0						
	Avg. Per Play	5.3	5.4		Felton	2	8	4.0	5	0						
NET YARDS RUSHING																
		2490	2295		TEAM	335	3710	11.1	55	19						
	Avg. Per Game	146.5	135.0		OPPONENTS	315	3547	11.3	75t	20						
	Total Rushes	532	488		* INTERCEPTIONS			No.	Yds	Avg	Long	TD				
NET YARDS PASSING																
		3444	3336		Delpit	4	36	9.0	40	0						
	Avg. Per Game	202.6	196.2		Ward	3	0	0.0	0	0						
	Sacked/Yards Lost	44/266	34/211		Fields II	1	16	16.0	16t	1						
	Gross Yards	3710	3547		Jones LG	1	5	5.0	5	0						
	Att./Completions	540/335	519/315		Jones TM	1	5	5.0	5	0						
	Completion Pct.	62.0	60.7		Green	1	0	0.0	0	0						
	Had Intercepted	12	11		J. Johnson	1	0	0.0	0	0						
PUNTS/AVERAGE																
		61/48.5	64/46.0		TEAM	11	57	5.2	40	1						
NET PUNTING AVG.																
		61/41.0	64/40.1		OPPONENTS	12	144	12.0	36	0						
PENALTIES/YARDS																
		102/865	88/714		* PUNTING			No.	Yds	Avg	Net	TB	In	Lg	B	
FUMBLES/BALL LOST																
		15/9	26/9		Bojorquez	61	2959	48.5	41.0	7	23	76	0			
TOUCHDOWNS																
		42	42		TEAM	61	2959	48.5	41.0	7	23	76	0			
	Rushing	19	22		OPPONENTS	64	2945	46.0	40.1	4	19	69	0			
	Passing	19	20		* PUNT RETURNS			Ret	FC	Yds	Avg	Long	TD			
	Returns	4	0		Darden LG	33	19	345	10.5	24	0					
* SCORE BY PERIODS																
		Q1	Q2	Q3	Q4	OT	PTS	Darden	TM	2	1	15	7.5	10	0	
TEAM																
		68	97	74	116	6	361	Peoples-Jones	18	10	223	12.4	76t	1		
OPPONENTS																
		39	127	94	121	0	381	Felton	7	1	42	6.0	15	0		
* SCORING																
		TD-Ru-Pa-Rt	K-PAT	FG	S	PTS	Rogers	4	4	18	4.5	7	0			
York																
		0	0	0	0	35/37	24/32	0	107	TEAM	31	16	298	9.6	76t	1
Chubb																
		13	12	1	0	0	80	OPPONENTS	26	9	319	12.3	46	0		
Cooper																
		9	0	9	0	0	54	* KICKOFF RETURNS			No.	Yds	Avg	Long	TD	
Hunt																
		4	3	1	0	0	24	Ford	30	723	24.1	48	0			
Njoku																
		4	0	4	0	0	24	Rogers	8	170	21.3	28	0			
Peoples-Jones																
		4	0	3	1	0	24	Darden LG	3	67	22.3	25	0			
Brissett																
		2	2	0	0	0	12	Da. Bell	1	12	12.0	12	0			
Ward																
		2	0	0	2	0	12	Felton	1	11	11.0	11	0			
Bryant																
		1	0	1	0	0	6	D. Johnson	1	27	27.0	27	0			
Fields II																
		1	0	0	1	0	6	TEAM	41	943	23.0	48	0			
Schwartz																
		1	1	0	0	0	6	OPPONENTS	29	648	22.3	50	0			
Watson																
		1	1	0	0	0	6	* FIELD GOALS			1-19	20-29	30-39	40-49	50+	
TEAM																
		42	19	19	4	35/37	24/32	0	361	York	0/0	5/5	9/12	6/8	4/7	
OPPONENTS																
		42	22	20	0	35/39	30/35	1	381	TEAM	0/0	5/5	9/12	6/8	4/7	
2-Pt Conv: Chubb, TM 1-3, OPP 1-3																
SACKS: Garrett 16, Bryan 3, Jones LG 2.5, York: (26G,34G,36G,58G)(22G)(34G)(29G,45G)(45N, Jones TM 2.5, Clowney 2, Elliott 2, 54N)(39G,48G,51G)(41G,37G,60B)(53B,55G)(37G) Phillips 2, Emerson 1, Takitaki 1, Thomas 1, (32G,34B)(51G,39N)(43G,42G)(26G)(47G,23G,38N, Winovich 1, Harrison 0.5, J. Johnson 0.5, 46N)(30G)(37G)() Newsome II 0.5, Togial 0.5, Winfrey 0.5, OPP: (34G)(57G)(49N,34G)(30G,21G,45G)(28G,25G, TM 34, OPP 44 27G)(19G,45N)(32G,34G,55G)(47N)(39G,33G)(42G, FUM/LOST: Brissett 6/4, Chubb 1/1, 36G,56G,49G,28G,39G)(42G)(44G,35G)(30G)(53G,48N, Felton 1/0, Hunt 1/0, Njoku 1/1, 50B)(23G)(43G)(49G,34G) Peoples-Jones 1/1, Povic 1/0, Rogers 1/1, Schwartz 1/1, Watson 1/0																

* PASSING

	Att	Cmp	Yds	Cmp%	Yds/Att	TD	TD%	Int	Int%	Long	Sack/Lost	Rating
Brissett	369	236	2608	64.0	7.07	12	3.3	6	1.6	55	24/ 160	88.9
Watson	170	99	1102	58.2	6.48	7	4.1	5	2.9	46t	20/ 106	79.1
Cooper	1	0	0	0.0	0.00	0	0.0	1	100.0	---	0/ 0	0.0
TEAM	540	335	3710	62.0	6.87	19	3.5	12	2.2	55	44/ 266	84.9
OPPONENTS	519	315	3547	60.7	6.83	20	3.9	11	2.1	75t	34/ 211	85.2

DENVER BRONCOS / WEEK 18 / THROUGH SUNDAY, JANUARY 8, 2023

										* RUSHING		No.	Yds	Avg	Long	TD									
WON 5, LOST 12																									
09/12	L	16-17	at Seattle		68,965	Murray	LG			171	760	4.4	52	6											
09/18	W	16- 9	Houston		76,191	Murray	TM			160	703	4.4	52	5											
09/25	W	11-10	San Francisco		77,021	Gordon	TM			90	318	3.5	17	2											
10/02	L	23-32	at Las Vegas		62,332	Wilson			55	277	5.0	19	3												
10/06	L	9-12	OT Indianapolis		76,667	Edmonds	LG			68	245	3.6	28	2											
10/17	L	16-19	OT at L.A. Chargers		70,240	Edmonds	TM			26	125	4.8	25	0											
10/23	L	9-16	N.Y. Jets		76,624	J. Williams			47	204	4.3	17	0												
10/30	W	21-17	at Jacksonville		86,215	Boone			24	102	4.3	18	0												
11/13	L	10-17	at Tennessee		69,240	Mack	LG			16	84	5.3	17	1											
11/20	L	16-22	OT Las Vegas		76,056	Mack	TM			16	84	5.3	17	1											
11/27	L	10-23	at Carolina		70,443	Jeudy			4	40	10.0	14	0												
12/04	L	9-10	at Baltimore		70,443	Washington			5	30	6.0	19	0												
12/11	L	28-34	Kansas City		76,072	Hamler			2	23	11.5	14	0												
12/18	W	24-15	Arizona		75,179	Hinton			2	13	6.5	13	0												
12/25	L	14-51	at L.A. Rams		71,525	Rypien			6	7	1.2	6	0												
01/01	L	24-27	at Kansas City		73,571	Sutton			1	5	5.0	5	0												
01/08	W	31-28	L.A. Chargers		74,035	Ozigbo			3	4	1.3	4	0												
										Denv.		Opp.													
TOTAL FIRST DOWNS										300	324	Badie		LG	1	0	0.0	0	0						
Rushing										105	109	Beck		TM	2	0	0.0	1	0						
Passing										166	180	TEAM			444	1935	4.4	52	11						
Penalty										29	35	OPPONENTS			438	1866	4.3	62t	12						
3rd Down: Made/Att										67/230	75/220	* RECEIVING					No.	Yds	Avg	Long	TD				
3rd Down Pct.										29.1	34.1	Jeudy			67	972	14.5	67t	6						
4th Down: Made/Att										12/24	9/14	Sutton			64	829	13.0	51	2						
4th Down Pct.										50.0	64.3	Dulcich			33	411	12.5	39t	2						
POSSESSION AVG.										29:29	30:31	Murray		LG	27	132	4.9	15	0						
TOTAL NET YARDS										5527	5440	Murray		TM	26	124	4.8	15	0						
Avg. Per Game										325.1	320.0	Gordon		TM	25	223	8.9	24	0						
Total Plays										1078	1079	Hinton			24	311	13.0	35	0						
Avg. Per Play										5.1	5.0	Edmonds		LG	16	157	9.8	27	1						
NET YARDS RUSHING										1935	1866	Edmonds		TM	6	61	10.2	27	0						
Avg. Per Game										113.8	109.8	J. Williams			16	76	4.8	13	0						
Total Rushes										444	438	Saubert			15	148	9.9	25	1						
NET YARDS PASSING										3592	3574	Okwuegbunam			10	95	9.5	25t	1						
Avg. Per Game										211.3	210.2	Boone			9	96	10.7	34	0						
Sacked/Yards Lost										63/415	36/245	Tomlinson			9	79	8.8	18	2						
Gross Yards										4007	3819	Mack		LG	8	99	12.4	66t	1						
Att./Completions										571/345	605/392	Mack		TM	8	99	12.4	66t	1						
Completion Pct.										60.4	64.8	Hamler			7	165	23.6	55	0						
Had Intercepted										15	15	B. Johnson			6	42	7.0	12	1						
PUNTS/AVERAGE										96/46.6	85/51.5	Beck			5	69	13.8	27	0						
NET PUNTING AVG.										96/41.5	85/45.0	Swain		LG	4	74	18.5	52	0						
PENALTIES/YARDS										113/970	106/922	Swain		TM	4	74	18.5	52	0						
FUMBLES/BALL LOST										26/9	23/8	Washington			4	2	0.5	4	0						
TOUCHDOWNS										29	35	Virgil			2	75	37.5	66t	1						
Rushing										11	12	Cleveland			2	28	14.0	16	0						
Passing										18	20	Badie		LG	1	24	24.0	24t	1						
Returns										0	3	Badie		TM	1	24	24.0	24t	1						
* SCORE BY PERIODS										Q1	Q2	Q3	Q4	OT	PTS	Ozigbo	1	3	3.0	3	0				
TEAM										55	97	43	92	0	287	Wilson	1	1	1.0	1	0				
OPPONENTS										77	126	45	99	12	359	TEAM	345	4007	11.6	67t	18				
* SCORING										TD-Ru-Pa-Rt	K-PAT	FG	S	PTS	OPPONENTS	392	3819	9.7	63t	20					
McManus										0	0	0	0	25/27	28/36	0	109	* INTERCEPTIONS		No.	Yds	Avg	Long	TD	
Murray LG										6	6	0	0		0	38	Simmons	6	51	8.5	23	0			
Murray TM										5	5	0	0		0	32	Sterns	2	25	12.5	23	0			
Jeudy										6	0	6	0		0	36	Jewell	2	21	10.5	21	0			
Edmonds LG										3	2	1	0		0	18	Surtain II	2	-3	-1.5	0	0			
Wilson										3	3	0	0		0	18	Griffith	1	1	1.0	1	0			
Dulcich										2	0	2	0		0	12	K. Williams	1	0	0.0	0	0			
Gordon TM										2	2	0	0		0	12	Browning	1	-6	-6.0	-6	0			
Mack LG										2	1	1	0		0	12	TEAM	15	89	5.9	23	0			
Mack TM										2	1	1	0		0	12	OPPONENTS	15	259	17.3	85t	2			
Sutton										2	0	2	0		0	12	* PUNTING	No.	Yds	Avg	Net	TB	In	Lg	B
Tomlinson										2	0	2	0		0	12	Waitman	96	4470	46.6	41.5	6	30	59	0
Badie LG										1	0	1	0		0	6	TEAM	96	4470	46.6	41.5	6	30	59	0
Badie TM										1	0	1	0		0	6	OPPONENTS	85	4374	51.5	45.0	12	35	76	0
B. Johnson										1	0	1	0		0	6	* PUNT RETURNS	Ret	FC	Yds	Avg	Long	TD		
Okwuegbunam										1	0	1	0		0	6	Washington	32	14	271	8.5	30	0		
Saubert										1	0	1	0		0	6	Hinton	3	2	37	12.3	17	0		
Virgil										1	0	1	0		0	6	B. Johnson	1	0	0	0.0	0	0		
Purcell										0	0	0	0		1	2	Swain	1	0	0	0.0	0	0		
TEAM										29	11	18	0	25/27	28/36	1	287	Swain	1	0	0	0.0	0	0	
OPPONENTS										35	12	20	3	30/31	39/41	0	359	TEAM	37	16	308	8.3	30	0	
2-Pt Conv: Murray(TM), Murray(LG), TM 1-2,										OPPONENTS		44	29	362	8.2	28	0								
OPP 1-3										* KICKOFF RETURNS		No.	Yds	Avg	Long	TD									
SACKS: Dr. Jones 6.5, Chubb TM 5.5,										Washington		18	340	18.9	29	0									
Browning 5, D. Williams 4.5, Jewell 2.5,										Cleveland		2	18	9.0	10	0									
Martin LG 2.5, Martin TM 1, Cooper 2,										Saubert		2	21	10.5	15	0									
Gregory 2, D.J. Jones 2, Bonitto 1.5,										Mack		1	20	20.0	20	0									

Purcell 1.5, Henningsen 1, K. Williams 1, Mack TM 1 20 20.0 20 0
 TM 36, OPP 63 Virgil 1 21 21.0 21 0

FUM/LOST: Wilson 6/2, Gordon(TM) 5/2, TEAM 24 420 17.5 29 0
 Washington 5/1, Rypien 4/1, Browning 1/0, OPPONENTS 21 445 21.2 32 0
 B. Johnson 1/1, Murray(TM) 1/0, * FIELD GOALS 1-19 20-29 30-39 40-49 50+
 Murray(LG) 1/0, Swain(TM) 1/0, McManus 0/ 0 6/ 7 4/ 6 10/10 8/13
 Swain(LG) 1/0, Virgil 1/1, J. Williams 1/1 TEAM 0/ 0 6/ 7 4/ 6 10/10 8/13
 OPPONENTS 0/ 0 6/ 6 14/14 10/11 9/10
 McManus: (30G,40G,26G,64N)(20G,24G,50G)(55G,53N)
 (28G)(33G,44G,34B,45G)(51G,27G,48G)(56N,44G)()
 (39G)(48G,25B,52G,48G)(27G,56N)(52G,41G,50G,63N)
 () (52G,38N)(54G,49G)(49G)(33G)
 OPP: (49G)(40G,44G,24G)(51G)(26G,39G,22G,30G)
 (52G,51G,31G,48G)(37G,31G,35G,39G)(45G,33G,40G)
 (37G)(35G)(46N,52G,57G,25G)(42G,26G,36G)(26G)
 (35G,45G)(45G,50G,55G)(55G,30G,53G)(51B)(48G,
 36G)

* PASSING	Att	Cmp	Yds	Cmp%	Yds/Att	TD	TD%	Int	Int%	Long	Sack/Lost	Rating
Wilson	483	292	3524	60.5	7.30	16	3.3	11	2.3	67t	55/ 368	84.4
Rypien	88	53	483	60.2	5.49	2	2.3	4	4.5	45	8/ 47	63.8
TEAM	571	345	4007	60.4	7.02	18	3.2	15	2.6	67t	63/ 415	81.2
OPPONENTS	605	392	3819	64.8	6.31	20	3.3	15	2.5	63t	36/ 245	83.1

HOUSTON TEXANS / WEEK 18 / THROUGH SUNDAY, JANUARY 8, 2023

WON 3, LOST 13, TIED 1										* RUSHING																		
09/11	T	20-20	OT	Indianapolis	69,415	Pierce	220	939	4.3	75t	4	No.	Yds	Avg	Long	TD												
09/18	L	9-16		at Denver	76,191	Ogunbowale	42	123	2.9	11	1																	
09/25	L	20-23		at Chicago	60,592	Freeman	41	117	2.9	11	0																	
10/02	L	24-34		L.A. Chargers	69,071	Mills	32	108	3.4	17t	2																	
10/09	W	13- 6		at Jacksonville	60,018	Burkhead	26	80	3.1	9	0																	
10/23	L	20-38		at Las Vegas	61,228	Driskel	20	75	3.8	10	0																	
10/30	L	10-17		Tennessee	68,467	Allen	6	13	2.2	5	0																	
11/03	L	17-29		Philadelphia	68,831	Cooks	2	7	3.5	5	0																	
11/13	L	16-24		at N.Y. Giants	71,615	Rodgers LG	2	7	3.5	4	0																	
11/20	L	10-23		Washington	65,865	Rodgers TM	2	7	3.5	4	0																	
11/27	L	15-30		at Miami	66,205	Ch. Moore	3	3	1.0	3	0																	
12/04	L	14-27		Cleveland	66,523	Stewart	1	3	3.0	3	0																	
12/11	L	23-27		at Dallas	93,843	Benjamin TM	3	1	0.3	4	0																	
12/18	L	24-30	OT	Kansas City	70,541	TEAM	398	1476	3.7	75t	7																	
12/24	W	19-14		at Tennessee	66,634	OPPONENTS	573	2894	5.1	62t	25																	
01/01	L	3-31		Jacksonville	64,581	* RECEIVING						No.	Yds	Avg	Long	TD												
01/08	W	32-31		at Indianapolis	63,655	Cooks	57	699	12.3	44	3																	
				Hou.	Opp.	Ch. Moore	48	548	11.4	52	2																	
TOTAL FIRST DOWNS										277	372	Akins	37	495	13.4	46	5											
Rushing										90	150	N. Collins	37	481	13.0	58	2											
Passing										159	196	Burkhead	37	204	5.5	17	1											
Penalty										28	26	Pierce	30	165	5.5	16	1											
3rd Down: Made/Att										67/221	86/221	Dorsett	20	257	12.9	34	1											
3rd Down Pct.										30.3	38.9	Ogunbowale	20	104	5.2	23	0											
4th Down: Made/Att										13/26	13/21	Rodgers LG	16	204	12.8	37	1											
4th Down Pct.										50.0	61.9	Rodgers TM	12	154	12.8	37	1											
POSSESSION AVG.										28:25	31:35	Jordan	14	128	9.1	20	0											
TOTAL NET YARDS										4820	6452	O. Howard	10	145	14.5	26	2											
Avg. Per Game										283.5	379.5	Quitoriano	7	113	16.1	52	2											
Total Plays										1015	1134	Brown TM	7	72	10.3	30	0											
Avg. Per Play										4.7	5.7	Freeman	6	33	5.5	9	0											
NET YARDS RUSHING										1476	2894	Hairston	5	19	3.8	7	0											
Avg. Per Game										86.8	170.2	Schreck	2	6	3.0	6	0											
Total Rushes										398	573	Tyr. Johnson TM	1	8	8.0	8	0											
NET YARDS PASSING										3344	3558	Camp	1	7	7.0	7	0											
Avg. Per Game										196.7	209.3	Driskel	1	4	4.0	4	0											
Sacked/Yards Lost										38/298	39/217	TEAM	352	3642	10.3	58	20											
Gross Yards										3642	3775	OPPONENTS	336	3775	11.2	54t	15											
Att./Completions										579/352	522/336	* INTERCEPTIONS						No.	Yds	Avg	Long	TD						
Completion Pct.										60.8	64.4	Pitre	5	57	11.4	29	0											
Had Intercepted										19	16	Smith	2	33	16.5	26	0											
PUNTS/AVERAGE										88/48.1	73/47.4	King	2	30	15.0	29	0											
NET PUNTING AVG.										88/42.6	73/40.8	Kirksey	2	18	9.0	18	0											
PENALTIES/YARDS										88/644	95/773	Greenard	1	39	39.0	39t	1											
FUMBLES/BALL LOST										22/9	30/11	Nelson	1	33	33.0	33	0											
TOUCHDOWNS										29	48	C. Harris	1	20	20.0	20	0											
Rushing										7	25	Hughes	1	14	14.0	14	0											
Passing										20	15	Stingley	1	9	9.0	9	0											
Returns										2	8	TEAM	16	253	15.8	39t	1											
* SCORE BY PERIODS										Q1	Q2	Q3	Q4	OT	PTS	OPPONENTS												
TEAM										54	85	78	72	0	289	* PUNTING	No.	Yds	Avg	Net	TB	In	Lg	B				
OPPONENTS										88	127	80	119	6	420	Johnston	88	4229	48.1	42.6	4	37	67	0				
* SCORING										TD-Ru-Pa-Rt	K-PAT	FG	S	PTS	TEAM	88	4229	48.1	42.6	4	37	67	0					
Fairbairn										0	0	0	0	24/24	29/31	0	111	OPPONENTS	73	3458	47.4	40.8	6	28	70	0		
Akins										5	0	5	0			0	32	* PUNT RETURNS	Ret	FC	Yds	Avg	Long	TD				
Pierce										5	4	1	0			0	30	King	33	16	309	9.4	31	0				
Cooks										3	0	3	0			0	18	Rodgers LG	20	15	139	7.0	20	0				
Burkhead										2	0	1	1			0	12	Smith	4	2	53	13.3	26	0				
N. Collins										2	0	2	0			0	12	TEAM	37	18	362	9.8	31	0				
O. Howard										2	0	2	0			0	12	OPPONENTS	45	22	401	8.9	76t	1				
Mills										2	2	0	0			0	12	* KICKOFF RETURNS						No.	Yds	Avg	Long	TD
Ch. Moore										2	0	2	0			0	12	Smith	19	417	21.9	32	0					
Quitoriano										2	0	2	0			0	12	Rodgers LG	6	122	20.3	34	0					
Dorsett										1	0	1	0			0	6	Ogunbowale	2	46	23.0	25	0					
Greenard										1	0	0	1			0	6	King	1	50	50.0	50	0					
Ogunbowale										1	1	0	0			0	6	TEAM	22	513	23.3	50	0					
Rodgers LG										1	0	1	0			0	6	OPPONENTS	37	703	19.0	28	0					
Rodgers TM										1	0	1	0			0	6	* FIELD GOALS	1-19	20-29	30-39	40-49	50+					
Lopez										0	0	0	0			1	2	Fairbairn	0/ 0	7/ 7	7/ 8	9/10	6/ 6					
TEAM										29	7	20	2	24/24	29/31	1	289	TEAM	0/ 0	7/ 7	7/ 8	9/10	6/ 6					
OPPONENTS										48	25	15	8	44/45	28/32	0	420	OPPONENTS	0/ 0	10/10	4/ 4	8/10	6/ 8					
2-Pt Conv: Akins, TM 1-5, OPP 2-2																												
SACKS: Hughes 9, Okoronkwo 5, M. Collins 3.5,										Fairbairn: (45G,43G)(40G,44G,24G)(39G,23G)(46N,																		
R. Green 3.5, Cashman 3, Kirksey 3,										40G)(50G,51G)(39N,55G,35G)(43G)(30G)(38G,34G,																		
Greenard 1.5, Addison 1, Hansen 1,										46G)(29G)(28G)(44G,35G)(43G,50G,54G)(29G)(25G,																		
C. Harris 1, Hinish 1, Ja. Johnson TM 1,										22G)(56G)(37G)																		
Lopez 1, Nelson 1, Owens 1, Pitre 1,										OPP: (45G,27G,42N)(20G,24G,50G)(47G,50G,30G)																		
Stingley 1, Booker 0.5, TM 39, OPP 38										(23G,37G)(26G,45G)(50G)(48N,29G)(54N)(49G)(25G,																		
FUM/LOST: Mills 8/3, Rodgers(LG) 6/2,										24G,44G)(45G,23G,35G)(43G,42G)(33G,53G)(27G,51N)																		
Allen 4/1, Pierce 4/2, Akins 1/1, Freeman 1/1, King 1/1, Pitre 1/0, S. Quessenberry 1/0, Rodgers(TM) 1/0)(53G)(54G)																		

* PASSING	Att	Cmp	Yds	Cmp%	Yds/Att	TD	TD%	Int	Int%	Long	Sack/Lost	Rating
Mills	479	292	3118	61.0	6.51	17	3.5	15	3.1	58	31/ 244	78.8
Allen	78	46	416	59.0	5.33	2	2.6	4	5.1	39	5/ 41	60.6
Driskel	20	14	108	70.0	5.40	1	5.0	0	0.0	28t	2/ 13	99.6
Burkhead	1	0	0	0.0	0.00	0	0.0	0	0.0	---	0/ 0	39.6
Dorsett	1	0	0	0.0	0.00	0	0.0	0	0.0	---	0/ 0	39.6
TEAM	579	352	3642	60.8	6.29	20	3.5	19	3.3	58	38/ 298	76.8
OPPONENTS	522	336	3775	64.4	7.23	15	2.9	16	3.1	54t	39/ 217	82.7

INDIANAPOLIS COLTS / WEEK 18 / THROUGH SUNDAY, JANUARY 8, 2023

WON 4, LOST 12, TIED 1										* RUSHING									
										No.	Yds	Avg	Long	TD					
09/11	T	20-20	OT	at	Houston	69,415	Taylor			192	861	4.5	66t	4					
09/18	L	0-24		at	Jacksonville	58,360	Moss	LG		93	456	4.9	43	1					
09/25	W	20-17			Kansas City	65,975	Moss	TM		76	365	4.8	34	1					
10/02	L	17-24			Tennessee	65,781	Jackson			68	236	3.5	17	1					
10/06	W	12-9	OT	at	Denver	76,667	Ehlinger			17	87	5.1	19	0					
10/16	W	34-27			Jacksonville	65,749	Ryan			27	70	2.6	39	1					
10/23	L	10-19		at	Tennessee	69,459	Campbell			5	58	11.6	28	0					
10/30	L	16-17			Washington	65,515	Wilkins			13	58	4.5	9	0					
11/06	L	3-26		at	New England	65,878	Lindsay			15	49	3.3	15	0					
11/13	W	25-20		at	Las Vegas	62,197	Hines	TM		18	36	2.0	9	1					
11/20	L	16-17			Philadelphia	66,241	Pittman			3	30	10.0	19	0					
11/28	L	17-24			Pittsburgh	65,982	Dulin			2	8	4.0	5	0					
12/04	L	19-54		at	Dallas	93,086	Foles			2	8	4.0	8	0					
12/17	L	36-39	OT	at	Minnesota	66,801	Granson			1	0	0.0	0	0					
12/26	L	3-20			L.A. Chargers	65,576	TEAM			439	1866	4.3	66t	8					
01/01	L	10-38		at	N.Y. Giants	77,399	OPPONENTS			511	2109	4.1	61t	20					
01/08	L	31-32			Houston	63,655	* RECEIVING												
										No.	Yds	Avg	Long	TD					
										99	925	9.3	28	4					
TOTAL FIRST DOWNS										310	344								
Rushing										91	127								
Passing										193	184								
Penalty										26	33								
3rd Down: Made/Att										75/228	85/224								
3rd Down Pct.										32.9	37.9								
4th Down: Made/Att										12/26	13/25								
4th Down Pct.										46.2	52.0								
POSSESSION AVG.										29:49	30:11								
TOTAL NET YARDS										5298	5678								
Avg. Per Game										311.6	334.0								
Total Plays										1103	1092								
Avg. Per Play										4.8	5.2								
NET YARDS RUSHING										1866	2109								
Avg. Per Game										109.8	124.1								
Total Rushes										439	511								
NET YARDS PASSING										3432	3569								
Avg. Per Game										201.9	209.9								
Sacked/Yards Lost										60/422	44/267								
Gross Yards										3854	3836								
Att./Completions										604/398	537/365								
Completion Pct.										65.9	68.0								
Had Intercepted										20	10								
PUNTS/AVERAGE										71/44.1	75/46.4								
NET PUNTING AVG.										71/40.6	75/41.2								
PENALTIES/YARDS										89/794	89/725								
FUMBLES/BALL LOST										37/14	20/11								
TOUCHDOWNS										28	50								
Rushing										8	20								
Passing										17	25								
Returns										3	5								
* SCORE BY PERIODS										Q1	Q2	Q3	Q4	OT	PTS				
TEAM										61	66	85	74	3	289				
OPPONENTS										60	156	71	137	3	427				
* SCORING										TD-Ru-Pa-Rt	K-PAT	FG	S	PTS					
McLaughlin										0	0	0	0	21/21	30/36	0	111		
Pittman										4	0	4	0		0	24			
Taylor										4	4	0	0		0	24			
Alie-Cox										3	0	3	0		0	18			
Campbell										3	0	3	0		0	18			
Woods										3	0	3	0		0	18			
Jackson										2	1	1	0		0	12			
Pierce										2	0	2	0		0	12			
Blankenship TM										0	0	0	0	2/ 2	2/ 3	0			
Blackmon										1	0	0	1		0	6			
Domann										1	0	0	1		0	6			
Dulin										1	0	1	0		0	6			
Hines TM										1	1	0	0		0	6			
McLeod										1	0	0	1		0	6			
Moss LG										1	1	0	0		0	6			
Moss TM										1	1	0	0		0	6			
Ryan										1	1	0	0		0	6			
Lindsay										0	0	0	0		0	2			
TEAM										28	8	17	3	23/23	32/39	0	289		
OPPONENTS										50	20	25	5	41/43	26/28	0	427		
2-Pt Conv: Lindsay, TM 1-5, OPP 4-7																			
SACKS: Ngakoue 9.5, Buckner 8, Paye 6, Odeyingbo 5, Stewart 4, Odenigbo TM 3.5, Franklin 3, Blackmon 1, Brown 1, Lewis 1, Moore 1, Speed 1, TM 44, OPP 60																			
FUM/LOST: Ryan 15/5, Coutee 4/1, Taylor 3/3,																			

Ehlinger 2/1, Flowers 2/1, Pittman 2/1, Alie-Cox 1/1, Campbell 1/0, Cross 1/0, Granson 1/0, Hines(TM) 1/0, Jackson 1/1, Moss(LG) 1/1, Pierce 1/0, Rodgers 1/0, Woods 1/0

* PASSING	Att	Cmp	Yds	Cmp%	Yds/Att	TD	TD%	Int	Int%	Long	Sack/Lost	Rating
Ryan	461	309	3057	67.0	6.63	14	3.0	13	2.8	45	38/ 287	83.9
Ehlinger	101	64	573	63.4	5.67	3	3.0	3	3.0	47	14/ 87	76.1
Foles	42	25	224	59.5	5.33	0	0.0	4	9.5	49	8/ 48	34.3
TEAM	604	398	3854	65.9	6.38	17	2.8	20	3.3	49	60/ 422	79.2
OPPONENTS	537	365	3836	68.0	7.14	25	4.7	10	1.9	64t	44/ 267	96.2

JACKSONVILLE JAGUARS / WEEK 18 / THROUGH SUNDAY, JANUARY 8, 2023

						* RUSHING		No.	Yds	Avg	Long	TD					
WON 9, LOST 8																	
09/11	L 22-28	at Washington		58,192	Etienne	220	1125	5.1	62t	5							
09/18	W 24- 0	Indianapolis		58,360	J. Robinson TM	81	340	4.2	50t	3							
09/25	W 38-10	at L.A. Chargers		67,964	Lawrence	62	291	4.7	24	5							
10/02	L 21-29	at Philadelphia		69,879	Henderson LG	70	283	4.0	23	3							
10/09	L 6-13	Houston		60,018	Hasty	46	194	4.2	61t	2							
10/16	L 27-34	at Indianapolis		65,749	Agnew	12	86	7.2	30	0							
10/23	L 17-23	N.Y. Giants		65,664	Conner	12	42	3.5	8	1							
10/30	L 17-21	Denver		86,215	Z. Jones	4	18	4.5	14	0							
11/06	W 27-20	Las Vegas		62,758	Engram	2	13	6.5	13	0							
11/13	L 17-27	at Kansas City		73,493	Kirk	5	11	2.2	5	0							
11/27	W 28-27	Baltimore		59,560	Beathard	4	-4	-1.0	-1	0							
12/04	L 14-40	at Detroit		60,743	TEAM	448	2116	4.7	62t	16							
12/11	W 36-22	at Tennessee		68,409	OPPONENTS	470	1951	4.2	50	14							
12/18	W 40-34 OT	Dallas		69,050	* RECEIVING			No.	Yds	Avg	Long	TD					
12/22	W 19- 3	at N.Y. Jets		70,043	Kirk	84	1108	13.2	49	8							
01/01	W 31- 3	at Houston		64,581	Z. Jones	82	823	10.0	59t	5							
01/07	W 20-16	Tennessee		70,050	Engram	73	766	10.5	36	4							
		Jax	Opp.			M. Jones	46	529	11.5	37	3						
TOTAL FIRST DOWNS																	
		352	350			Etienne	35	316	9.0	30	0						
Rushing		114	114			Agnew	23	187	8.1	24	3						
Passing		208	211			Hasty	20	126	6.3	28t	1						
Penalty		30	25			Henderson LG	17	102	6.0	15	0						
3rd Down: Made/Att		90/215	95/220			Arnold	9	135	15.0	26	0						
3rd Down Pct.		41.9	43.2			J. Robinson TM	9	46	5.1	10	1						
4th Down: Made/Att		14/27	10/31			Manhertz	6	42	7.0	21	0						
4th Down Pct.		51.9	32.3			Farrell	4	40	10.0	15	0						
POSSESSION AVG.		29:42	30:18			T. Jones	3	30	10.0	20	0						
TOTAL NET YARDS																	
		6075	6006			TEAM	394	4148	10.5	59t	25						
Avg. Per Game		357.4	353.3			OPPONENTS	385	4258	11.1	62	25						
Total Plays		1072	1106			* INTERCEPTIONS			No.	Yds	Avg	Long	TD				
Avg. Per Play		5.7	5.4			Cisco	3	72	24.0	59t	1						
NET YARDS RUSHING																	
		2116	1951			Jenkins	3	64	21.3	52t	1						
Avg. Per Game		124.5	114.8			Lloyd	3	42	14.0	19	0						
Total Rushes		448	470			Ty. Campbell	3	32	10.7	29	0						
NET YARDS PASSING																	
		3959	4055			Wingard	1	13	13.0	13	0						
Avg. Per Game		232.9	238.5			Walker	1	9	9.0	9	0						
Sacked/Yards Lost		28/189	35/203			TEAM	14	232	16.6	59t	2						
Gross Yards		4148	4258			OPPONENTS	9	60	6.7	29	0						
Att./Completions		596/394	601/385			* PUNTING			No.	Yds	Avg	Net	TB	In	Lg	B	
Completion Pct.		66.1	64.1			Cooke	58	2862	49.3	43.8	6	24	70	0			
Had Intercepted		9	14			TEAM	58	2862	49.3	43.8	6	24	70	0			
PUNTS/AVERAGE																	
		58/49.3	60/46.5			OPPONENTS	60	2788	46.5	41.0	5	21	60	0			
NET PUNTING AVG.																	
		58/43.8	60/41.0			* PUNT RETURNS			Ret	FC	Yds	Avg	Long	TD			
PENALTIES/YARDS																	
		90/674	90/683			Agnew	25	12	205	8.2	22	0					
FUMBLES/BALL LOST																	
		19/13	23/13			Kirk	4	2	25	6.3	10	0					
TOUCHDOWNS																	
Rushing		16	14			OPPONENTS	29	10	203	7.0	19	0					
Passing		25	25			* KICKOFF RETURNS			No.	Yds	Avg	Long	TD				
Returns		4	0			Agnew	21	547	26.0	54	0						
* SCORE BY PERIODS																	
		Q1	Q2	Q3	Q4	OT	PTS			Claybrooks	4	77	19.3	22	0		
TEAM		69	123	105	101	6	404			Hasty	4	97	24.3	29	0		
OPPONENTS		75	128	45	102	0	350			TEAM	29	721	24.9	54	0		
* SCORING																	
		TD-Ru	-Pa	-Rt	K-PAT	FG	S	PTS			OPPONENTS	41	882	21.5	39	0	
Patterson		0	0	0	0	36/37	30/35	0	126			* FIELD GOALS	1-19	20-29	30-39	40-49	50+
Kirk		8	0	8	0		0	48			Patterson	0/ 0	8/ 8	10/11	10/13	2/ 3	
Etienne		5	5	0	0		0	32			TEAM	0/ 0	8/ 8	10/11	10/13	2/ 3	
Z. Jones		5	0	5	0		0	32			OPPONENTS	0/ 0	7/ 7	8/ 8	5/ 5	6/ 7	
Lawrence		5	5	0	0		0	30			Patterson:	(33G,37N,43G,45G)(52G)(22G,23G,23G)()					
Engram		4	0	4	0		0	26			(26G,45G)() (27G)(37G)(44G,41N,48G)(51N,41N,35G)						
J. Robinson TM		4	3	1	0		0	24			(22G,29G)(31G,42G)(37G,43G,33G)(33G,48G)(32G,						
Agnew		3	0	3	0		0	20			45G,44N,41G,37G)(53G)(26G,36G)						
Hasty		3	2	1	0		0	18			OPP: () () (25G)(28G)(50G,51G)(28G,42G)(33G,33G,						
Henderson LG		3	3	0	0		0	18			34G)() (38G,38G)() (27G,29G,55G,24G,67N)(45G,47G,						
M. Jones		3	0	3	0		0	18			38G,44G)() (24G,53G)(37G)(56G)(51G,39G,41G)						
Allen		1	0	0	1		0	6			SACKS: Allen 6, Smoot 5, Key 4.5, Walker 3.5,						
Ty. Campbell		1	0	0	1		0	6			Robertson-Harris 3, Hamilton 2.5, Gotsis 2,						
Cisco		1	0	0	1		0	6			Oluokun 2, Fatukasi 1.5, Muma 1.5, Chaisson 1,						
Conner		1	1	0	0		0	6			Cisco 1, Jenkins 1, Peters 0.5, TM 35, OPP 28						
Jenkins		1	0	0	1		0	6			FUM/LOST: Lawrence 12/9, Etienne 5/3,						
TEAM		45	16	25	4	36/37	30/35	0	404			Kirk 1/1, J. Robinson(TM) 1/0					
OPPONENTS		39	14	25	0	30/32	26/27	0	350								
2-Pt Conv: Agnew, Engram, Etienne, Z. Jones, TM 4-7, OPP 4-7																	
* PASSING																	
		Att	Cmp	Yds	Cmp%	Yds/Att	TD	TD%	Int	Int%	Long	Sack/Lost	Rating				
Lawrence		584	387	4113	66.3	7.04	25	4.3	8	1.4	59t	27/ 184	95.2				
Beathard		11	7	35	63.6	3.18	0	0.0	1	9.1	11	1/ 5	30.5				
Kirk		1	0	0	0.0	0.00	0	0.0	0	0.0	---	0/ 0	39.6				
TEAM		596	394	4148	66.1	6.96	25	4.2	9	1.5	59t	28/ 189	93.9				
OPPONENTS		601	385	4258	64.1	7.08	25	4.2	14	2.3	62	35/ 203	89.1				

KANSAS CITY CHIEFS / WEEK 18 / THROUGH SUNDAY, JANUARY 8, 2023

Table with columns for game details (Date, Opponent, Score), player statistics (Rushing, Passing, etc.), and team totals. Includes sub-sections like 'TOTAL FIRST DOWNS', 'NET YARDS RUSHING', and 'SCORING'.

OPP 1-3

SACKS: C. Jones 15.5, Karlaftis 6, Clark 5, Danna 5, Dunlap 4, Saunders 3.5, Sneed 3.5, Gay 2.5, Bolton 2, Harris 1.5, Chenal 1, Cook 1, McDuffie 1, Reid 1, Thornhill 1, Wharton 1, B. Williams 0.5, TM 55, OPP 26
FUM/LOST: Gordon(LG) 5/2, Mahomes 5/0, Pacheco 4/2, Moore 3/3, Smith-Schuster 3/2, Fortson 1/1, Hardman 1/0, Henne 1/0, Kelce 1/1, McKinnon 1/1, Smith-Marsette(LG) 1/1, Toney(LG) 1/1, Toney(TM) 1/1

Butker: (54G)()()()() (62G,51N,44G)(39N)(23G,47N,28G)() (33G,52G,30G)(27G,32G,22G,22G)(26G,55N)(35G,45G)(27G,51N)(47G)(51B)(44G)
Wright, K.C.-Pit.-K.C.: ()()()() (44G,32G)(41N,59G)()()() (33G,39N,33G,48N)(42G,30G,34G)(45G,52G,25G)(46G,46G,48G,33G)
Wright, K.C.: ()()() (44G,32G)(41N,59G)()()()() ()()()()()()()
TM: (54G)(19G,31G)(26G,34N)(44G,32G)(41N,59G)(62G,51N,44G)(39N)(23G,47N,28G)() (33G,52G,30G)(27G,32G,22G)(26G,55N)(35G,45G)(27G,51N)(47G)(51B)(44G)
OPP: () (31G)(43G,51G)(45G)(53G,50G,47G)(39G)(30G,50G,49G)(44G)(51N,41N,35G)(46G,21G)(47G)(36G,41G)() (29G)(22G)(49G)(54G,38G)

* PASSING

	Att	Cmp	Yds	Cmp%	Yds/Att	TD	TD%	Int	Int%	Long	Sack/Lost	Rating
Mahomes	648	435	5250	67.1	8.10	41	6.3	12	1.9	67	26/ 188	105.2
Henne	2	0	0	0.0	0.00	0	0.0	0	0.0	---	0/ 0	39.6
Townsend	1	0	0	0.0	0.00	0	0.0	0	0.0	---	0/ 0	39.6
TEAM	651	435	5250	66.8	8.06	41	6.3	12	1.8	67	26/ 188	104.7
OPPONENTS	619	408	4144	65.9	6.69	33	5.3	11	1.8	66t	55/ 388	95.3

LAS VEGAS RAIDERS / WEEK 18 / THROUGH SUNDAY, JANUARY 8, 2023

					* RUSHING			No.	Yds	Avg	Long	TD		
WON 6, LOST 11														
09/11 L 19-24	at L.A. Chargers			70,240	Jacobs	340	1653	4.9	86t	12				
09/18 L 23-29 OT	Arizona			61,707	Carr	24	102	4.3	20	0				
09/25 L 22-24	at Tennessee			68,649	Stidham	14	84	6.0	11	0				
10/02 W 32-23	Denver			62,332	White	17	70	4.1	22	0				
10/10 L 29-30	at Kansas City			73,523	Bolden	17	66	3.9	12	0				
10/23 W 38-20	Houston			61,228	Hollins	4	40	10.0	17	0				
10/30 L 0-24	at New Orleans			70,009	D. Turner	4	26	6.5	18	0				
11/06 L 20-27	at Jacksonville			62,758	Abdullah	4	20	5.0	7	0				
11/13 L 20-25	Indianapolis			62,197	Moreau	0	2	---	2	0				
11/20 W 22-16 OT	at Denver			76,056	Adams	3	-1	-3.4	4	0				
11/27 W 40-34 OT	at Seattle			76,849	Farley	1	-3	-3.0	-3	0				
12/04 W 27-20	L.A. Chargers			62,123	TEAM	428	2059	4.8	86t	12				
12/08 L 16-17	at L.A. Rams			74,738	OPPONENTS	460	2087	4.5	66t	20				
12/18 W 30-24	New England			62,273	* RECEIVING									
12/24 L 10-13	at Pittsburgh			64,761	Adams	100	1516	15.2	60t	14				
01/01 L 34-37 OT	San Francisco			62,367	Hollins	57	690	12.1	60	4				
01/07 L 13-31	Kansas City			62,136	Jacobs	53	400	7.5	43	0				
	L.V.	Opp.	Renfrow	36	330	9.2	27	2						
TOTAL FIRST DOWNS	343	360	Moreau	33	420	12.7	33	2						
Rushing	122	126	Waller	28	388	13.9	34	3						
Passing	193	206	Abdullah	25	211	8.4	23	1						
Penalty	28	28	K. Cole	10	141	14.1	30t	1						
3rd Down: Made/Att	83/208	86/206	Bolden	9	57	6.3	18t	1						
3rd Down Pct.	39.9	41.7	J. Johnson	5	10	2.0	5	0						
4th Down: Made/Att	13/24	11/20	Horsted	3	19	6.3	9	0						
4th Down Pct.	54.2	55.0	TEAM	359	4182	11.6	60t	28						
POSSESSION AVG.	30:16	29:44	OPPONENTS	399	4321	10.8	67	25						
TOTAL NET YARDS	5993	6216	* INTERCEPTIONS				No.	Yds	Avg	Long	TD			
Avg. Per Game	352.5	365.6	Harmon	2	86	43.0	73t	1						
Total Plays	1049	1077	Perryman	2	48	24.0	24	0						
Avg. Per Play	5.7	5.8	Robertson	2	7	3.5	7	0						
NET YARDS RUSHING	2059	2087	TEAM	6	141	23.5	73t	1						
Avg. Per Game	121.1	122.8	OPPONENTS	17	195	11.5	56	2						
Total Rushes	428	460	* PUNTING				No.	Yds	Avg	Net	TB	In	Lg	B
NET YARDS PASSING	3934	4129	A. Cole	59	2884	48.9	43.9	1	26	67	0			
Avg. Per Game	231.4	242.9	TEAM	59	2884	48.9	43.9	1	26	67	0			
Sacked/Yards Lost	35/248	27/192	OPPONENTS	56	2666	47.6	43.4	4	22	70	1			
Gross Yards	4182	4321	* PUNT RETURNS				Ret	FC	Yds	Avg	Long	TD		
Att./Completions	586/359	590/399	K. Cole	13	8	79	6.1	13	0					
Completion Pct.	61.3	67.6	Renfrow	11	4	74	6.7	17	0					
Had Intercepted	17	6	D. Turner	2	0	3	1.5	3	0					
PUNTS/AVERAGE	59/48.9	56/47.6	T. Johnson TM	1	0	0	0.0	0	0					
NET PUNTING AVG.	59/43.9	56/43.4	TEAM	27	12	156	5.8	17	0					
PENALTIES/YARDS	113/932	93/758	OPPONENTS	25	16	274	11.0	30	0					
FUMBLES/BALL LOST	17/4	14/7	* KICKOFF RETURNS				No.	Yds	Avg	Long	TD			
TOUCHDOWNS	43	48	Abdullah	26	543	20.9	33	0						
Rushing	12	20	D. Turner	4	78	19.5	22	0						
Passing	28	25	Bolden	1	32	32.0	32	0						
Returns	3	3	J. Johnson	1	15	15.0	15	0						
* SCORE BY PERIODS	Q1	Q2	Q3	Q4	OT	PTS	TEAM	32	668	20.9	33	0		
TEAM	73	137	63	110	12	395	OPPONENTS	29	582	20.1	52	0		
OPPONENTS	72	135	82	120	9	418	* FIELD GOALS	1-19	20-29	30-39	40-49	50+		
* SCORING	TD-Ru-Pa-Rt	K-PAT	FG	S	PTS	Carlson	0/ 0	9/ 9	11/11	3/ 4	11/13			
Carlson	0 0 0 0	35/36	34/37	0	137	TEAM	0/ 0	9/ 9	11/11	3/ 4	11/13			
Adams	14 0 14 0	0	0	84	OPPONENTS	0/ 0	5/ 6	5/ 7	13/19	5/ 8				
Jacobs	12 12 0 0	0	0	72	Carlson: (23G,55G)	(32G,55G,25G)	(21G,32G,35G)							
Hollins	4 0 4 0	0	0	24	(26G,39G,22G,30G)	(53G,50G,47G)	(50G)() (38G,38G)()							
Waller	3 0 3 0	0	0	18	(46N,52G,57G,25G)	(36G,25G,56N)	(55G,52B,25G)	(52G,						
Moreau	2 0 2 0	0	0	12	31G,36G)	(49G)	(40G)	(20G,57G)	(54G,38G)					
Renfrow	2 0 2 0	0	0	12	OPP: (43G,49N)()	(48G)	(28G)	(41N,59G)	(39N,55G,35G)					
Abdullah	1 0 1 0	0	0	6	(37G,38N)	(44G,41N,48G)	(48G,48G,48N)	(48G,25B,52G,						
Bolden	1 0 1 0	0	0	6	48G)	(24G,34G)	(37G,34G,52N)	(55G,61N)	(24G,47G,54G)					
K. Cole	1 0 1 0	0	0	6	(43N,44G,52N,40G)	(43G,24G,41N,23G)	(44G)							
Harmon	1 0 0 1	0	0	6	SACKS: Crosby 12.5,	C. Jones 4.5,	Ferrell 2,							
C. Jones	1 0 0 1	0	0	6	Nichols 1.5,	Billings 1,	Hall 1,	Hobbs 1,						
Robertson	1 0 0 1	0	0	6	Perryman 1,	Pola-Mao 1,	Robertson 1,							
TEAM	43 12 28 3	35/36	34/37	0	395	Tillery LG 1,	M. Butler 0.5,	TM 27,	OPP 35					
OPPONENTS	48 20 25 3	40/41	28/40	0	418	2-Pt Conv: TM 0-4,	OPP 3-6							
FUM/LOST:	Carr 4/0,	Jacobs 3/1,	Renfrow 3/1,	Stidham 3/1,	Adams 1/0,	K. Cole 1/0,	Moreau 1/1,	D. Turner 1/0						
* PASSING	Att	Cmp	Yds	Cmp%	Yds/Att	TD	TD%	Int	Int%	Long	Sack/Lost	Rating		
Carr	502	305	3522	60.8	7.02	24	4.8	14	2.8	60	27/ 191	86.3		
Stidham	83	53	656	63.9	7.90	4	4.8	3	3.6	60t	7/ 47	89.2		
Hollins	1	1	4	100.0	4.00	0	0.0	0	0.0	4	0/ 0	83.3		
Adams	0	0	0	---	---	0	---	0	---	---	1/ 10	---		
TEAM	586	359	4182	61.3	7.14	28	4.8	17	2.9	60t	35/ 248	86.7		
OPPONENTS	590	399	4321	67.6	7.32	25	4.2	6	1.0	67	27/ 192	98.8		

TM: (43G,49N)(31G)(25G)(23G,37G)(28G,25G,27G)
 (37G,31G,35G,39G)() (31G,37G)(47G,25G,40G)(46G,
 21G)(26G)(37G,34G,52N)(33G,31G,28G)(43G)(24G,
 21G)(40G)(48G,36G)
 OPP: (23G,55G)(19G,31G)(22G,23G,23G)(46N,40G)
 (45N,54N)(51G,27G,48G)(46G,34G,50G)(29G,50N)
 (20G,26G,20G)(33G,52G,30G)(43G,49N)(55G,52B,25G)
 (55G)(51N)(46G)(23G)(33G)

* PASSING

	Att	Cmp	Yds	Cmp%	Yds/Att	TD	TD%	Int	Int%	Long	Sack/Lost	Rating
Herbert	699	477	4739	68.2	6.78	25	3.6	10	1.4	55	38/ 206	93.2
Daniel	12	8	52	66.7	4.33	1	8.3	0	0.0	13	1/ 1	103.5
TEAM	711	485	4791	68.2	6.74	26	3.7	10	1.4	55	39/ 207	93.3
OPPONENTS	505	310	3693	61.4	7.31	24	4.8	14	2.8	60t	40/ 287	88.0

MIAMI DOLPHINS / WEEK 18 / THROUGH SUNDAY, JANUARY 8, 2023

								No.	Yds	Avg	Long	TD				
* RUSHING																
WON 9, LOST 8																
09/11 W 20- 7	New England	65,786	Mostert	181	891	4.9	67	3								
09/18 W 42-38	at Baltimore	70,582	J. Wilson LG	176	860	4.9	41	5								
09/25 W 21-19	Buffalo	66,206	J. Wilson TM	84	392	4.7	28	3								
09/29 L 15-27	at Cincinnati	67,260	Edmonds TM	42	120	2.9	28	2								
10/09 L 17-40	at N.Y. Jets	82,500	Tagovailoa	24	70	2.9	18	0								
10/16 L 16-24	Minnesota	66,100	Ahmed	12	64	5.3	11t	1								
10/23 W 16-10	Pittsburgh	66,224	Hill	7	32	4.6	10	1								
10/30 W 31-27	at Detroit	61,447	Bridgewater	3	27	9.0	11	0								
11/06 W 35-32	at Chicago	62,377	Gaskin	10	26	2.6	10	0								
11/13 W 39-17	Cleveland	66,563	Waddle	3	26	8.7	9	0								
11/27 W 30-15	Houston	66,205	Thompson	14	21	1.5	9	0								
12/04 L 17-33	at San Francisco	71,732	Ingold	6	8	1.3	2	1								
12/11 L 17-23	at L.A. Chargers	70,240	C. Wilson	1	8	8.0	8	0								
12/17 L 29-32	at Buffalo	70,794	Smythe	2	1	0.5	1t	1								
12/25 L 20-26	Green Bay	66,328	Fejedelem	1	0	0.0	0	0								
01/01 L 21-23	at New England	65,878	TEAM	390	1686	4.3	67	12								
01/08 W 11- 6	N.Y. Jets	66,429	OPPONENTS	422	1751	4.1	79t	15								
Miami Opp. * RECEIVING																
No. Yds Avg Long TD																
TOTAL FIRST DOWNS	342	336	Hill	119	1710	14.4	64	7								
Rushing	93	98	Waddle	75	1356	18.1	84t	8								
Passing	220	200	Gesicki	32	362	11.3	32	5								
Penalty	29	38	Mostert	31	202	6.5	25	2								
3rd Down: Made/Att	71/196	97/233	Sherfield	30	417	13.9	75t	2								
3rd Down Pct.	36.2	41.6	J. Wilson LG	22	185	8.4	16	1								
4th Down: Made/Att	13/24	15/31	J. Wilson TM	12	94	7.8	14	1								
4th Down Pct.	54.2	48.4	Smythe	15	129	8.6	26	1								
POSSESSION AVG.	29:20	30:40	Ingold	15	105	7.0	17	1								
TOTAL NET YARDS	6197	5743	C. Wilson	12	136	11.3	21	0								
Avg. Per Game	364.5	337.8	Edmonds TM	10	96	9.6	15	1								
Total Plays	1009	1086	Cracraft	9	102	11.3	22	2								
Avg. Per Play	6.1	5.3	Gaskin	4	28	7.0	16	0								
NET YARDS RUSHING	1686	1751	B. Sanders	2	17	8.5	13	0								
Avg. Per Game	99.2	103.0	Ahmed	1	8	8.0	8	0								
Total Rushes	390	422	Ezukanma	1	3	3.0	3	0								
NET YARDS PASSING	4511	3992	TEAM	368	4765	12.9	84t	30								
Avg. Per Game	265.4	234.8	OPPONENTS	416	4282	10.3	79	27								
Sacked/Yards Lost	35/254	40/290	* INTERCEPTIONS			No. Yds Avg Long TD										
Gross Yards	4765	4282	Holland	2	64	32.0	33	0								
Att./Completions	584/368	624/416	Van Ginkel	1	23	23.0	23	0								
Completion Pct.	63.0	66.7	McKinley	1	17	17.0	17	0								
Had Intercepted	15	8	Bethel	1	11	11.0	11	0								
PUNTS/AVERAGE	61/46.4	67/43.7	Howard	1	0	0.0	0	0								
NET PUNTING AVG.	61/40.6	67/41.4	Igbinoghene	1	0	0.0	0	0								
PENALTIES/YARDS	111/881	84/799	Kohou	1	0	0.0	0	0								
FUMBLES/BALL LOST	16/6	20/6	TEAM	8	115	14.4	33	0								
TOUCHDOWNS	46	45	OPPONENTS	15	166	11.1	46	1								
Rushing	12	15	* PUNTING			No. Yds Avg Net TB In Lg B										
Passing	30	27	Morstead	61	2828	46.4	40.6	2	28	66	0					
Returns	4	3	TEAM	61	2828	46.4	40.6	2	28	66	0					
* SCORE BY PERIODS	Q1	Q2	Q3	Q4	OT	PTS	OPPONENTS	67	2925	43.7	41.4	2	27	73	1	
TEAM	77	151	87	82	0	397	* PUNT RETURNS			Ret FC Yds Avg Long TD						
OPPONENTS	84	140	59	116	0	399	C. Wilson	13	16	97	7.5	15	0			
* SCORING	TD-Ru-Pa-Rt	K-PAT	FG	S	PTS	Holland	4	10	18	4.5	8	0				
J. Sanders	0	0	0	0	41/44	26/32	0	119	Hill	2	2	-4	-2.0	-2	0	
Hill	9	1	7	1		0	54	Waddle	0	1	0	---	---	0		
Waddle	8	0	8	0		0	48	TEAM	19	29	111	5.8	15	0		
J. Wilson LG	6	5	1	0		0	36	OPPONENTS	30	15	312	10.4	26	0		
J. Wilson TM	4	3	1	0		0	24	* KICKOFF RETURNS			No. Yds Avg Long TD					
Gesicki	5	0	5	0		0	30	Mostert	25	502	20.1	31	0			
Mostert	5	3	2	0		0	30	Ingold	2	20	10.0	12	0			
Edmonds TM	3	2	1	0		0	18	Smythe	2	27	13.5	18	0			
Cracraft	2	0	2	0		0	12	TEAM	29	549	18.9	31	0			
Ingold	2	1	1	0		0	12	OPPONENTS	26	724	27.8	103t	1			
Sherfield	2	0	2	0		0	12	* FIELD GOALS	1-19	20-29	30-39	40-49	50+			
Smythe	2	1	1	0		0	12	J. Sanders	0/ 0	5/ 6	7/ 7	12/13	2/ 6			
Ahmed	1	1	0	0		0	6	TEAM	0/ 0	5/ 6	7/ 7	12/13	2/ 6			
Howard	1	0	0	1		0	6	OPPONENTS	1/ 1	6/ 6	11/12	7/ 7	2/ 3			
Ingram	1	0	0	1		0	6	J. Sanders: (43G,49G)()	(23G,48G,52B,20G)(46G,54N)(44G,52N)(24G,42G,47G)(45G)(29N)(39G,33G)							
Van Ginkel	1	0	0	1		0	6	54N)(44G,52N)(24G,42G,47G)(45G)(29N)(39G,33G)								
TEAM	46	12	30	4	41/44	26/32	1	397	(45G,23G,35G)(43G)(55G)(39G,21G,47G)(46G,34G,							
OPPONENTS	45	15	27	3	38/40	27/29	2	399	48N)(51N)(37G,37G,50G)							
2-Pt Conv: TM 0-2, OPP 3-5													OPP: ()(51G)(30G,38B)(19G,57G)(34G)(34G)(45G)			
SACKS: Chubb LG 8, Chubb TM 2.5, Phillips 7, (42G,26G)(32G)(37G)(28G)(47G,43G,36G,48G)(33G,																
Ingram 6, Roberts 4.5, Baker 4, Sieler 3.5, 31G,28G)(25G)(36G,46G,28G,26G)(49G)(55N,32G,35G)																
Wilkins 3.5, Br. Jones 2, Rowe 2, Holland 1.5, Davis 1, Ogbah 1, Riley 1, Van Ginkel 0.5,																
TM 40, OPP 35																
FUM/LOST: Tagovailoa 6/1, J. Wilson(LG) 3/2, Thompson 2/2, Hill 1/0, Holland 1/0, Hunt 1/0, Mostert 1/1, B. Sanders 1/1, Waddle 1/1, C. Williams 1/0, J. Wilson(TM) 1/0																

* PASSING	Att	Cmp	Yds	Cmp%	Yds/Att	TD	TD%	Int	Int%	Long	Sack/Lost	Rating
Tagovailoa	400	259	3548	64.8	8.87	25	6.3	8	2.0	84t	21/ 163	105.5
Thompson	105	60	534	57.1	5.09	1	1.0	3	2.9	32	6/ 40	62.2
Bridgewater	79	49	683	62.0	8.65	4	5.1	4	5.1	64	7/ 45	85.6
C. Wilson	0	0	0	---	---	0	---	0	---	---	1/ 6	---
TEAM	584	368	4765	63.0	8.16	30	5.1	15	2.6	84t	35/ 254	95.0
OPPONENTS	624	416	4282	66.7	6.86	27	4.3	8	1.3	79	40/ 290	95.3

NEW ENGLAND PATRIOTS / WEEK 18 / THROUGH SUNDAY, JANUARY 8, 2023

								No.	Yds	Avg	Long	TD
WON 8, LOST 9												
* RUSHING												
09/11	L	7-20	at Miami	65,786	Stevenson	210	1040	5.0	49	5		
09/18	W	17-14	at Pittsburgh	67,307	D. Harris	106	462	4.4	30	3		
09/25	L	26-37	Baltimore	65,878	Mac Jones	47	102	2.2	15	1		
10/02	L	24-27	OT at Green Bay	78,317	Strong	10	100	10.0	44	1		
10/09	W	29- 0	Detroit	65,878	K. Harris	18	52	2.9	14t	1		
10/16	W	38-15	at Cleveland	67,431	Bourne	6	39	6.5	29	0		
10/24	L	14-33	Chicago	65,918	Thornton	3	16	5.3	19t	1		
10/30	W	22-17	at N.Y. Jets	82,823	Taylor	10	9	0.9	5	0		
11/06	W	26- 3	Indianapolis	65,878	Smith	1	5	5.0	5	0		
11/20	W	10- 3	N.Y. Jets	65,878	Zappe	10	0	0.0	5	0		
11/24	L	26-33	at Minnesota	65,918	Montgomery	2	-2	-1.0	0	0		
12/01	L	10-24	Buffalo	65,878	Meyers	2	-11	-5.5	7	0		
12/12	W	27-13	at Arizona	63,251	TEAM	425	1812	4.3	49	12		
12/18	L	24-30	at Las Vegas	62,273	OPPONENTS	441	1793	4.1	38	7		
12/24	L	18-22	Cincinnati	65,878	* RECEIVING							
01/01	W	23-21	Miami	65,878	Stevenson	69	421	6.1	40	1		
01/08	L	23-35	at Buffalo	70,753	Meyers	67	804	12.0	48t	6		
N.E. Opp.												
TOTAL FIRST DOWNS												
				288		314						
				98		90						
				166		194						
				24		30						
				75/215		97/241						
				34.9		40.2						
				5/13		10/27						
				38.5		37.0						
				28:54		31:06						
TOTAL NET YARDS												
				5348		5474						
				314.6		322.0						
				1006		1091						
				5.3		5.0						
NET YARDS RUSHING												
				1812		1793						
				106.6		105.5						
				425		441						
NET YARDS PASSING												
				3536		3681						
				208.0		216.5						
				41/279		54/348						
				3815		4029						
				540/358		596/364						
				66.3		61.1						
				14		19						
PUNTS/AVERAGE												
				80/41.7		71/44.9						
NET PUNTING AVG.												
				80/35.9		71/38.2						
PENALTIES/YARDS												
				104/841		89/699						
FUMBLES/BALL LOST												
				23/9		24/11						
TOUCHDOWNS												
				39		40						
				12		7						
				19		28						
				8		5						
* SCORE BY PERIODS												
				Q1	Q2	Q3	Q4	OT	PTS			
				46	106	116	96	0	364			
OPPONENTS												
				58	128	70	88	3	347			
* SCORING												
				TD-Ru-Pa-Rt	K-PAT	FG	S	PTS				
				0 0 0 0	32/35	32/37	0	128				
* KICKOFF RETURNS												
				6 0 6 0		0	38					
				6 5 1 0		0	36					
				3 0 0 3		0	18					
				3 3 0 0		0	18					
				3 0 1 2		0	18					
				3 0 3 0		0	18					
				3 1 2 0		0	18					
				2 0 2 0		0	12					
				2 0 2 0		0	12					
				0 0 0 0	3/ 3	2/ 2	0	9				
				1 0 1 0		0	6					
				1 1 0 0		0	6					
				1 0 0 1		0	6					
				1 0 0 1		0	6					
				1 1 0 0		0	6					
				1 0 0 1		0	6					
				1 0 1 0		0	6					
				1 1 0 0		0	6					
				39 12 19	8 32/35	32/37	0	364				
OPPONENTS												
				40 7 28	5 33/36	24/29	0	347				
2-Pt Conv: Meyers, TM 1-4, OPP 1-3												
SACKS: Judon 11.5, Uche 11.5, Wise 7.5, Bentley 3, Barmore 2.5, Ekuale 2, Guy 2, Godchaux 1.5, Jennings 1.5, Tavai 1.5, Wilson 1.5, Ca. Davis 1, Dugger 1, McMillan 1, (group) 1, TM 54, OPP 41												
TM: () (28G,52N) (35G,50G) (37G) (37G,32G,44G,37G,29G) (19G,45N) () (31G,42G,49G,45G,52G) (49G,43G,43G,28G) (24G,44N,43N) (34G,46G,23G,25G) (48N,39G) (51G,23G) (24G,47G,54G) () (49G) (24G)												
OPP: (43G,49G) (36G,52G) (56G) (38G,31G) () (39G,48G,51G) (42G,23G,38G,50G) (28G,45N) (39N,40G) (45G)												

FUM/LOST: Mac Jones 5/1, Stevenson 4/1, (30G,36G)(48G)(50N,33G,32G)(49G)(28G,43N)(51N)()
 Zappe 4/3, Agholor 2/2, Bourne 2/0, Meyers 2/2, Bryant 1/0, Mar. Jones 1/0, Palardy 1/0,
 Smith 1/0

* PASSING	Att	Cmp	Yds	Cmp%	Yds/Att	TD	TD%	Int	Int%	Long	Sack/Lost	Rating
Mac Jones	442	288	2997	65.2	6.78	14	3.2	11	2.5	48t	34/ 231	84.8
Zappe	92	65	781	70.7	8.49	5	5.4	3	3.3	53	6/ 40	100.9
Hoyer	6	5	37	83.3	6.17	0	0.0	0	0.0	27	1/ 8	92.4
TEAM	540	358	3815	66.3	7.06	19	3.5	14	2.6	53	41/ 279	87.7
OPPONENTS	596	364	4029	61.1	6.76	28	4.7	19	3.2	63	54/ 348	83.5

NEW YORK JETS / WEEK 18 / THROUGH SUNDAY, JANUARY 8, 2023

DATE	SCORE	OPPONENT	YDS	ATT	AVG	LONG	TD
WON 7,	LOST 10						
09/11	L 9-24	Baltimore	78,827	Bre. Hall	80	463	5.8 62t 4
09/18	W 31-30	at Cleveland	67,431	Robinson LG	110	425	3.9 50t 3
09/25	L 12-27	Cincinnati	73,708	Robinson TM	29	85	2.9 16 0
10/02	W 24-20	at Pittsburgh	66,578	Michael Carter	114	402	3.5 25 3
10/09	W 40-17	Miami	82,500	Knight	85	300	3.5 48 1
10/16	W 27-10	at Green Bay	78,343	T. Johnson	30	160	5.3 32t 1
10/23	W 16- 9	at Denver	76,624	Z. Wilson	28	102	3.6 18 1
10/30	L 17-22	New England	82,823	Berrios	9	91	10.1 25 2
11/06	W 20-17	Buffalo	83,135	Streveler	9	54	6.0 14 0
11/20	L 3-10	at New England	65,878	M. White	6	9	1.5 4 1
11/27	W 31-10	Chicago	77,963	Flacco	3	6	2.0 7 0
12/04	L 22-27	at Minnesota	66,973	Moore	5	5	1.0 10 0
12/11	L 12-20	at Buffalo	70,603	G. Wilson	4	4	1.0 7 0
12/18	L 17-20	Detroit	75,076	Conklin	2	3	1.5 2 0
12/22	L 3-19	Jacksonville	70,043	A. Davis	1	2	2.0 2 0
01/01	L 6-23	at Seattle	68,827	TEAM	405	1686	4.2 62t 13
01/08	L 6-11	at Miami	66,429	OPPONENTS	492	2068	4.2 60 14

	NY-J	Opp.		No.	Yds	Avg	Long	TD
TOTAL FIRST DOWNS	294	310	* RECEIVING	83	1103	13.3	60	4
Rushing	79	117	G. Wilson	58	552	9.5	30	3
Passing	191	166	Michael Carter	41	288	7.0	37	0
Penalty	24	27	Moore	37	446	12.1	42	1
3rd Down: Made/Att	83/240	93/244	C. Davis	32	536	16.8	66t	2
3rd Down Pct.	34.6	38.1	Uzomah	21	232	11.0	40t	2
4th Down: Made/Att	11/28	11/26	Bre. Hall	19	218	11.5	79	1
4th Down Pct.	39.3	42.3	Berrios	18	145	8.1	25	0
POSSESSION AVG.	28:44	31:16	Knight	13	100	7.7	16	0
TOTAL NET YARDS	5409	5288	T. Johnson	12	88	7.3	16	0
Avg. Per Game	318.2	311.1	Mims	11	186	16.9	63	0
Total Plays	1074	1093	Robinson LG	11	51	4.6	10	2
Avg. Per Play	5.0	4.8	Robinson TM	2	5	2.5	7t	1

	NY-J	Opp.		No.	Yds	Avg	Long	TD			
NET YARDS RUSHING	1686	2068	J. Smith	8	134	16.8	50	0			
Avg. Per Game	99.2	121.6	Ruckert	1	8	8.0	8	0			
Total Rushes	405	492	Z. Wilson	1	2	2.0	2t	1			
NET YARDS PASSING	3723	3220	Flacco	0	-3	---	-3	0			
Avg. Per Game	219.0	189.4	TEAM	357	4040	11.3	79	15			
Sacked/Yards Lost	42/317	45/306	OPPONENTS	347	3526	10.2	56t	15			
Gross Yards	4040	3526	* INTERCEPTIONS	No.	Yds	Avg	Long	TD			
Att./Completions	627/357	556/347	Joyner	3	31	10.3	27	0			
Completion Pct.	56.9	62.4	Gardner	2	19	9.5	16	0			
Had Intercepted	14	12	Whitehead	2	5	2.5	5	0			
PUNTS/AVERAGE	83/46.9	77/44.5	Carter II	2	0	0.0	0	0			
NET PUNTING AVG.	83/40.6	77/39.8	A. Davis	1	14	14.0	14	0			
PENALTIES/YARDS	91/866	90/707	Mosley	1	0	0.0	0	0			
FUMBLES/BALL LOST	21/9	19/4	Reed	1	0	0.0	0	0			
TOUCHDOWNS	29	31	TEAM	12	69	5.8	27	0			
Rushing	13	14	OPPONENTS	14	302	21.6	41	0			
Passing	15	15	* PUNTING	No.	Yds	Avg	Net	TB	In	Lg	B
Returns	1	2	Mann	83	3889	46.9	40.6	8	27	72	0

* SCORE BY PERIODS	Q1	Q2	Q3	Q4	OT	PTS	TEAM	No.	Yds	Avg	Net	TB	In	Lg	B
TEAM	43	93	51	109	0	296	OPPONENTS	77	3428	44.5	39.8	6	30	67	2
OPPONENTS	66	113	76	61	0	316	* PUNT RETURNS	Ret	FC	Yds	Avg	Long	TD		

* SCORING	TD-Ru	Pa	Rt	K-PAT	FG	S	PTS	Berrios	No.	Yds	Avg	Long	TD	
Zuerlein	0	0	0	0	28/29	30/37	0	118	21	28	240	11.4	22	0
Bre. Hall	5	4	1	0			0	30	32	16	363	11.3	84t	2
Robinson LG	5	3	2	0			0	30	* KICKOFF RETURNS					
Robinson TM	1	0	1	0			0	6	26	600	23.1	42	0	
G. Wilson	4	0	4	0			0	24	3	39	13.0	19	0	
Michael Carter	3	3	0	0			0	18	1	18	18.0	18	0	
Conklin	3	0	3	0			0	18	1	9	9.0	9	0	
Berrios	2	2	0	0			0	12	31	666	21.5	42	0	
C. Davis	2	0	2	0			0	12	12	251	20.9	44	0	
Uzomah	2	0	2	0			0	12	* FIELD GOALS					
Z. Wilson	2	1	1	0			0	12	1-19	20-29	30-39	40-49	50+	
T. Johnson	1	1	0	0			0	6	0/0	5/5	10/10	9/11	6/11	
Knight	1	1	0	0			0	6	0/0	5/5	10/10	9/11	6/11	
Moore	1	0	1	0			0	6	0/0	7/7	10/10	10/16	6/10	
Parks	1	0	0	1			0	6	Zuerlein: (45N,45G)(57G)(50G,40G,52G,43G)(38G)					
M. White	1	1	0	0			0	6	(34G)(32G,53N,23G)(45G,33G,40G)(28G,45N)(53G,					
J. Johnson	0	0	0	0			1	2	28G)(45G)(57G,53N)(48G,60G,36G,30G,26G)(26G)					
TEAM	29	13	15	1	28/29	30/37	2	296	OPP: (24G)(22G)(22G,43G,41N)(51G,59G)(46G,54N)					
OPPONENTS	31	14	15	2	29/31	33/43	1	316	(47B,29G)(56N,44G)(31G,42G,49G,45G,52G)(55N,51G)					

2-Pt Conv: TM 0-0, OPP 0-0
 SACKS: Quinn. Williams 12, Lawson 7, Franklin-Myers 5, Huff 3.5, Rankins 3, Quinc. Williams 3, Clemons 2.5, J. Johnson 2.5, Martin TM 1.5, Shepherd 1.5, Mosley 1, (group) 1, Alexander 0.5, Sherwood 0.5, Thomas 0.5, TM 45, OPP 42
 FUM/LOST: Flacco 5/4, Michael Carter 2/1, Conklin 2/0, Knight 2/0, M. White 2/1, G. Wilson 2/1, Berrios 1/0, Bre. Hall 1/1, Mann 1/0, Moore 1/0, Robinson(LG) 1/0, Streveler 1/0, Z. Wilson 1/1

* PASSING	Att	Cmp	Yds	Cmp%	Yds/Att	TD	TD%	Int	Int%	Long	Sack/Lost	Rating
Z. Wilson	242	132	1688	54.5	6.98	6	2.5	7	2.9	79	23/ 175	72.8
Flacco	191	110	1051	57.6	5.50	5	2.6	3	1.6	66t	10/ 66	75.2
M. White	175	103	1192	58.9	6.81	3	1.7	4	2.3	60	9/ 76	75.7
Streveler	15	10	90	66.7	6.00	0	0.0	0	0.0	30	0/ 0	82.6
Mann	2	1	17	50.0	8.50	0	0.0	0	0.0	17	0/ 0	79.2
Berrios	1	1	2	100.0	2.00	1	100.0	0	0.0	2t	0/ 0	118.8
G. Wilson	1	0	0	0.0	0.00	0	0.0	0	0.0	---	0/ 0	39.6
TEAM	627	357	4040	56.9	6.44	15	2.4	14	2.2	79	42/ 317	75.0
OPPONENTS	556	347	3526	62.4	6.34	15	2.7	12	2.2	56t	45/ 306	80.5

PITTSBURGH STEELERS / WEEK 18 / THROUGH SUNDAY, JANUARY 8, 2023

		* RUSHING			No.	Yds	Avg	Long	TD
WON 9, LOST 8									
09/11 W 23-20	OT at Cincinnati	65,841	Harris	272	1034	3.8	36	7	
09/18 L 14-17	New England	67,307	Warren	77	379	4.9	31	1	
09/22 L 17-29	at Cleveland	67,431	Pickett	55	237	4.3	23	3	
10/02 L 20-24	N.Y. Jets	66,578	Snell	20	90	4.5	16	1	
10/09 L 3-38	at Buffalo	70,764	Sims	13	70	5.4	22	0	
10/16 W 20-18	Tampa Bay	67,307	Claypool TM	8	55	6.9	15	0	
10/23 L 10-16	at Miami	66,224	Olszewski	8	39	4.9	18	0	
10/30 L 13-35	at Philadelphia	69,879	Trubisky	19	38	2.0	9	2	
11/13 W 20-10	New Orleans	66,544	McFarland	6	30	5.0	14	0	
11/20 L 30-37	Cincinnati	66,401	Co. Heyward	2	27	13.5	21	0	
11/28 W 24-17	at Indianapolis	65,982	D. Johnson	7	25	3.6	8	0	
12/04 W 19-16	at Atlanta	70,325	Pickens	3	24	8.0	22	1	
12/11 L 14-16	Baltimore	66,326	D. Watt	9	21	2.3	4	1	
12/18 W 24-16	at Carolina	73,548	Allen	1	4	4.0	4	0	
12/24 W 13-10	Las Vegas	64,761	TEAM	500	2073	4.1	36	16	
01/01 W 16-13	at Baltimore	71,042	OPPONENTS	442	1838	4.2	44	7	
01/08 W 28-14	Cleveland	65,019	* RECEIVING						
	Pitt.	Opp.	D. Johnson	86	882	10.3	37	0	
TOTAL FIRST DOWNS	345	314	Freiermuth	63	732	11.6	57	2	
Rushing	129	95	Pickens	52	801	15.4	42	4	
Passing	189	196	Harris	41	229	5.6	19	3	
Penalty	27	23	Claypool TM	32	311	9.7	26	1	
3rd Down: Made/Att	106/236	85/216	Warren	28	214	7.6	26	0	
3rd Down Pct.	44.9	39.4	Gentry	19	132	6.9	32	0	
4th Down: Made/Att	11/15	13/21	Sims	14	104	7.4	28	0	
4th Down Pct.	73.3	61.9	Co. Heyward	12	151	12.6	45	1	
POSSESSION AVG.	31:13	28:47	Olszewski	5	53	10.6	31	0	
TOTAL NET YARDS	5484	5617	D. Watt	5	11	2.2	5	1	
Avg. Per Game	322.6	330.4	Snell	2	17	8.5	11	0	
Total Plays	1109	1024	Boykin	2	11	5.5	11	0	
Avg. Per Play	4.9	5.5	McFarland	2	11	5.5	12	0	
NET YARDS RUSHING	2073	1838	White	1	2	2.0	2	0	
Avg. Per Game	121.9	108.1	TEAM	364	3661	10.1	57	12	
Total Rushes	500	442	OPPONENTS	332	4066	12.2	98	29	
NET YARDS PASSING	3411	3779	* INTERCEPTIONS						
Avg. Per Game	200.6	222.3	Fitzpatrick	6	94	15.7	34	1	
Sacked/Yards Lost	38/250	40/287	Wallace	4	6	1.5	3	0	
Gross Yards	3661	4066	Sutton	3	26	8.7	26	0	
Att./Completions	571/364	542/332	Kazee	2	14	7.0	12	0	
Completion Pct.	63.7	61.3	T. Watt	2	0	0.0	0	0	
Had Intercepted	14	20	Maulet	1	12	12.0	12	0	
PUNTS/AVERAGE	69/44.5	68/46.3	Pierre	1	0	0.0	0	0	
NET PUNTING AVG.	69/41.1	68/41.3	Witherspoon	1	0	0.0	0	0	
PENALTIES/YARDS	94/711	96/717	TEAM	20	152	7.6	34	1	
FUMBLES/BALL LOST	16/5	14/3	OPPONENTS	14	118	8.4	33	0	
TOUCHDOWNS	29	37	* PUNTING						
Rushing	16	7	Harvin	69	3072	44.5	41.1	5	20
Passing	12	29	TEAM	69	3072	44.5	41.1	5	20
Returns	1	1	OPPONENTS	68	3148	46.3	41.3	9	24
* SCORE BY PERIODS	Q1 Q2 Q3 Q4 OT PTS		* PUNT RETURNS	Ret FC Yds Avg Long TD					
TEAM	60 112 42 91 3 308		Sims	19 13 105 5.5 24 0					
OPPONENTS	76 123 62 85 0 346		Olszewski	8 5 55 6.9 20 0					
* SCORING	TD-Ru-Pa-Rt K-PAT FG S PTS		TEAM	27 18 160 5.9 24 0					
Boswell	0 0 0 0 18/18 20/28 0 78		OPPONENTS	24 22 137 5.7 16 0					
Harris	10 7 3 0 0 60		* KICKOFF RETURNS	No. Yds Avg Long TD					
Wright TM	0 0 0 0 7/ 7 12/14 0 43		Sims	17 434 25.5 89 0					
Pickens	5 1 4 0 0 32		Olszewski	3 46 15.3 27 0					
Pickett	3 3 0 0 0 18		Snell	3 30 10.0 15 0					
Freiermuth	2 0 2 0 0 12		Pierre	1 0 0.0 0 0					
Trubisky	2 2 0 0 0 12		TEAM	24 510 21.3 89 0					
D. Watt	2 1 1 0 0 12		OPPONENTS	47 1152 24.5 89 0					
Sciba	0 0 0 0 1/ 1 2/ 2 0 7		* FIELD GOALS	1-19 20-29 30-39 40-49 50+					
Claypool TM	1 0 1 0 0 6		Boswell	0/ 0 4/ 4 4/ 5 5/10 7/ 9					
Fitzpatrick	1 0 0 1 0 6		Wright TM	0/ 0 1/ 1 5/ 6 5/ 6 1/ 1					
Co. Heyward	1 0 1 0 0 6		Sciba	0/ 0 1/ 1 1/ 1 0/ 0 0/ 0					
Snell	1 1 0 0 0 6		TEAM	0/ 0 6/ 6 10/12 10/16 8/10					
Warren	1 1 0 0 0 6		OPPONENTS	0/ 0 7/ 8 8/ 8 7/ 8 8/10					
D. Johnson	0 0 0 0 0 4		Boswell: (20G,48G,55N,53G)(36G,52G)(49N,34G)						
TEAM	29 16 12 1 26/26 34/44 0 308		(51G,59G)(29G,33N,45N)(55G,25G)(45G)()()()()()						
OPPONENTS	37 7 29 1 32/34 30/34 0 346		(40B)(50G)(43N,44G,52N,40G)(21G,48N,51G,33G)						
2-Pt Conv: D. Johnson 2, Pickens, TM 3-3,			(49G,34G)						
OPP 1-2			Sciba: ()()()()()()()()()()()()()()()()()()						
SACKS: Highsmith 14.5, Ca. Heyward 10.5,			TM: (20G,48G,55N,53G)(36G,52G)(49N,34G)(51G,59G)						
T. Watt 5.5, Te. Edmunds 2, Maulet 2,			(29G,33N,45N)(55G,25G)(45G)(38G,29G)(33G,39N,						
Ogunjobi 1.5, Crowder LG 1, C. Davis 1,			33G,48N)(42G,30G,34G)(45G,52G,25G)(46G,46G,48G,						
Reed 1, Spillane 1, Alualu 0.5, Wormley 0.5,			33G)(40B)(50G)(43N,44G,52N,40G)(21G,48N,51G,33G)						
TM 40, OPP 38			(49G,34G)						
FUM/LOST: Pickett 4/1, Harris 3/2, Sims 3/0,			OPP: (59G,26G,29N)(28G,52N)(34G)(38G)(49B,35G)						
Olszewski 2/1, Cole 1/0, D. Johnson 1/0,			(30G,27G,54G,24G)(24G,42G,47G)()()()()()()()()						
Pierre 1/1, Warren 1/0			44G)(51G,59B)(50G,51G,28G)(42G,35G,30G)(29G,32G,						

52G)(40G)(30G,51G)()

* PASSING		Att	Cmp	Yds	Cmp%	Yds/Att	TD	TD%	Int	Int%	Long	Sack/Lost	Rating
Pickett		389	245	2404	63.0	6.18	7	1.8	9	2.3	57	27/ 182	76.7
Trubisky		180	117	1252	65.0	6.96	4	2.2	5	2.8	45	11/ 68	81.1
Claypool	TM	1	1	1	100.0	1.00	1	100.0	0	0.0	1t	0/ 0	118.8
Harris		1	1	4	100.0	4.00	0	0.0	0	0.0	4	0/ 0	83.3
TEAM		571	364	3661	63.7	6.41	12	2.1	14	2.5	57	38/ 250	78.7
OPPONENTS		542	332	4066	61.3	7.50	29	5.4	20	3.7	98t	40/ 287	86.8

TENNESSEE TITANS / WEEK 18 / THROUGH SUNDAY, JANUARY 8, 2023

										* RUSHING		No.	Yds	Avg	Long	TD												
WON 7, LOST 10																												
09/11	L	20-21	N.Y. Giants	67,805	Henry	349	1538	4.4	56	13																		
09/19	L	7-41	at Buffalo	70,683	Hilliard	22	145	6.6	30	0																		
09/25	W	24-22	Las Vegas	68,649	Willis	27	123	4.6	17	1																		
10/02	W	24-17	at Indianapolis	65,781	Tannehill	34	98	2.9	17	2																		
10/09	W	21-17	at Washington	51,836	Haskins	25	93	3.7	12	0																		
10/23	W	19-10	Indianapolis	69,459	Burks	4	47	11.8	20	0																		
10/30	W	17-10	at Houston	68,441	Dobbs LG	8	44	5.5	11	0																		
11/06	L	17-20	OT at Kansas City	73,475	Dobbs TM	8	44	5.5	11	0																		
11/13	W	17-10	Denver	69,240	Ward LG	5	25	5.0	12	0																		
11/17	W	27-17	at Green Bay	77,506	Ward TM	5	25	5.0	12	0																		
11/27	L	16-20	Cincinnati	69,441	Chestnut	9	12	1.3	5	0																		
12/04	L	10-35	at Philadelphia	69,879	McMath	1	4	4.0	4	0																		
12/11	L	22-36	Jacksonville	68,409	Okonkwo	3	2	0.7	6	0																		
12/18	L	14-17	at L.A. Chargers	70,240	TEAM	487	2131	4.4	56	16																		
12/24	L	14-19	Houston	66,634	OPPONENTS	390	1307	3.4	68	9																		
12/29	L	13-27	Dallas	69,292	* RECEIVING			No.	Yds	Avg	Long	TD																
01/07	L	16-20	at Jacksonville	70,050	Woods	53	527	9.9	41	2																		
										Tenn.		Opp.																
TOTAL FIRST DOWNS										277	339	33	444	13.5	51	1												
Rushing										104	93	33	398	12.1	69	0												
Passing										153	215	32	450	14.1	48	3												
Penalty										20	31	25	397	15.9	63	3												
3rd Down: Made/Att										80/219	77/225	21	177	8.4	31	4												
3rd Down Pct.										36.5	34.2	12	58	4.8	13	1												
4th Down: Made/Att										9/17	19/26	11	57	5.2	10	0												
4th Down Pct.										52.9	73.1	8	78	9.8	21	0												
POSSESSION AVG.										29:16	30:44	4	46	11.5	27	0												
TOTAL NET YARDS										5045	5978	4	46	11.5	27	0												
Avg. Per Game										296.8	351.6	3	54	18.0	27	0												
Total Plays										992	1100	3	41	13.7	33	0												
Avg. Per Play										5.1	5.4	2	40	20.0	39	0												
NET YARDS RUSHING										2131	1307	2	7	3.5	4	0												
Avg. Per Game										125.4	76.9	2	7	3.5	4	0												
Total Rushes										487	390	1	6	6.0	6	0												
NET YARDS PASSING										2914	4671	1	6	6.0	6	0												
Avg. Per Game										171.4	274.8	1	3	3.0	3	0												
Sacked/Yards Lost										49/313	39/264	TEAM	285	3227	11.3	69	16											
Gross Yards										3227	4935	OPPONENTS	439	4935	11.2	75	29											
Att./Completions										456/285	671/439	* INTERCEPTIONS			No.	Yds	Avg	Long	TD									
Completion Pct.										62.5	65.4	4	57	14.3	28	0												
Had Intercepted										11	14	2	4	2.0	4	0												
PUNTS/AVERAGE										90/53.1	84/45.1	Adams LG	1	76	76.0	76	1											
NET PUNTING AVG.										90/44.0	84/40.5	Adams TM	1	76	76.0	76	1											
PENALTIES/YARDS										111/956	115/836	Gibbens	1	7	7.0	7	0											
FUMBLES/BALL LOST										23/12	19/6	McCreary	1	4	4.0	4	0											
TOUCHDOWNS										34	41	Mitchell LG	1	1	1.0	1	0											
Rushing										16	9	Mitchell TM	1	1	1.0	1	0											
Passing										16	29	Fulton	1	0	0.0	0	0											
Returns										2	3	Hooker	1	0	0.0	0	0											
* SCORE BY PERIODS										Q1	Q2	Q3	Q4	OT	PTS	Kalu	1	0	0.0	0	0							
TEAM										83	121	57	37	0	298	Tart	1	0	0.0	0	0							
OPPONENTS										57	103	105	91	3	359	TEAM	14	149	10.6	76	1							
* SCORING										TD-Ru-Pa-Rt	K-PAT	FG	S	PTS	OPPONENTS			11	179	16.3	43	1						
Bullock										0	0	0	0	28/28	17/20	0	79	* PUNTING			No.	Yds	Avg	Net	TB	In	Lg	B
Henry										13	13	0	0		0	78	Stonehouse	90	4779	53.1	44.0	9	30	74	0			
Hilliard										4	0	4	0		0	24	TEAM	90	4779	53.1	44.0	9	30	74	0			
Okonkwo										3	0	3	0		0	20	OPPONENTS	84	3789	45.1	40.5	4	32	69	0			
Westbrook-Ikhine										3	0	3	0		0	18	* PUNT RETURNS			Ret	FC	Yds	Avg	Long	TD			
Burks										2	0	1	1		0	12	Board LG	14	5	147	10.5	19	0					
Hooper										2	0	2	0		0	12	Board TM	14	5	147	10.5	19	0					
Tannehill										2	2	0	0		0	12	Woods	11	14	90	8.2	21	0					
Woods										2	0	2	0		0	12	Philips	5	2	62	12.4	46	0					
Shudak										0	0	0	0	1/ 1	3/ 4	0	10	Hilliard	2	0	4	2.0	4	0				
Adams LG										1	0	0	1		0	6	Kinsey	2	3	0	0.0	0	0					
Adams TM										1	0	0	1		0	6	Hooker	1	0	0	0.0	0	0					
Swaim										1	0	1	0		0	6	Thompson LG	1	0	0	0.0	0	0					
Willis										1	1	0	0		0	6	Thompson TM	1	0	0	0.0	0	0					
Lambo										0	0	0	0	3/ 4	0/ 0	0	3	TEAM	36	24	303	8.4	46	0				
TEAM										34	16	16	2	32/33	20/24	0	298	OPPONENTS	59	11	636	10.8	27	0				
OPPONENTS										41	9	29	3	32/34	25/27	0	359	* KICKOFF RETURNS			No.	Yds	Avg	Long	TD			
2-Pt Conv: Okonkwo, TM 1-1, OPP 3-7																		19	414	21.8	37	0						
SACKS: Autry 8, Simmons 7.5, Walker 7,																		10	215	21.5	33	0						
Weaver 5.5, Dupree 4, Edwards LG 3,																		4	82	20.5	22	0						
Edwards TM 3, Tart 1.5, Cole 1, N. Jones 1,																		4	82	20.5	22	0						
Okuayinonu 0.5, TM 39, OPP 49																		2	33	16.5	19	0						
FUM/LOST: Henry 6/3, Dobbs(LG) 4/2,																		1	23	23.0	23	0						
Dobbs(TM) 4/2, Tannehill 3/2, Willis 3/2,																		1	25	25.0	25	0						
Philips 2/2, Board(LG) 1/0, Board(TM) 1/0,																		1	25	25.0	25	0						
Hooker 1/0, Kinsey 1/0, Thompson(LG) 1/0,																		37	792	21.4	37	0						
Thompson(TM) 1/0, Woods 1/1																		32	648	20.3	54	0						

* FIELD GOALS 1-19 20-29 30-39 40-49 50+

Bullock 0/ 0 5/ 5 5/ 5 6/ 8 1/ 2

Shudak 0/ 0 1/ 1 2/ 3 0/ 0 0/ 0

TEAM 0/ 0 6/ 6 7/ 8 6/ 8 1/ 2

OPPONENTS 0/ 0 7/ 7 10/10 6/ 7 2/ 3

Bullock: (46G,23G,47N)()(48G)(44G)()(27G,28G,
 38G,48G)(48N,29G)(44G)(35G)()()(36G)()(51N)()
 (37G,29G)(51G,39G,41G)

Shudak: ()
 ()()()()()

OPP: ()(49G,37G)(21G,32G,35G)(27G,51N)(50G)(50G)
 (43G)(23G,47N,28G)(39G)(39G)(47G,38G)()(37G,43G,
 33G)(43G)(25G,22G)(36G,45G)(26G,36G)

* PASSING		Att	Cmp	Yds	Cmp%	Yds/Att	TD	TD%	Int	Int%	Long	Sack/Lost	Rating
Tannehill		325	212	2536	65.2	7.80	13	4.0	6	1.8	69	33/ 238	94.6
Dobbs	LG	68	40	411	58.8	6.04	2	2.9	2	2.9	39	6/ 26	73.8
Dobbs	TM	68	40	411	58.8	6.04	2	2.9	2	2.9	39	6/ 26	73.8
Willis		61	31	276	50.8	4.52	0	0.0	3	4.9	48	10/ 49	42.8
Henry		2	2	4	100.0	2.00	1	50.0	0	0.0	3t	0/ 0	118.8
TEAM		456	285	3227	62.5	7.08	16	3.5	11	2.4	69	49/ 313	85.3
OPPONENTS		671	439	4935	65.4	7.35	29	4.3	14	2.1	75t	39/ 264	93.0

ARIZONA CARDINALS / WEEK 18 / THROUGH SUNDAY, JANUARY 8, 2023

WON 4, LOST 13										* RUSHING								
							No.	Yds	Avg	Long	TD							
09/11	L	21-44	Kansas City	63,697	Conner		183	782	4.3	23	7							
09/18	W	29-23 OT	at Las Vegas	61,707	Murray		67	418	6.2	42	3							
09/25	L	12-20	L.A. Rams	63,243	Benjamin	TM	70	299	4.3	45	2							
10/02	W	26-16	at Carolina	69,810	D. Williams		21	102	4.9	30	1							
10/09	L	17-20	Philadelphia	63,919	McSorley		15	61	4.1	14	0							
10/16	L	9-19	at Seattle	68,867	Ingram		27	60	2.2	13	1							
10/20	W	42-34	New Orleans	63,290	Clement		15	55	3.7	12	1							
10/30	L	26-34	at Minnesota	66,742	Dortch		7	44	6.3	20	0							
11/06	L	21-31	Seattle	63,982	McCoy		14	36	2.6	9	0							
11/13	W	27-17	at L.A. Rams	71,752	Cooper		4	15	3.8	6	0							
11/21	L	10-38	San Francisco	78,427	Blough	LG	4	5	1.3	4	0							
11/27	L	24-25	L.A. Chargers	63,628	Blough	TM	4	5	1.3	4	0							
12/12	L	13-27	New England	63,251	M. Brown		1	1	1.0	1	0							
12/18	L	15-24	at Denver	75,179	Moore		6	-5	-0.8	9	0							
12/25	L	16-19 OT	Tampa Bay	63,393	TEAM		434	1873	4.3	45	15							
01/01	L	19-20	at Atlanta	69,269	OPPONENTS		446	2016	4.5	44	21							
01/08	L	13-38	at San Francisco	71,638	* RECEIVING													
			Ariz.	Opp.	M. Brown		No.	Yds	Avg	Long	TD							
TOTAL FIRST DOWNS			326	363	Hopkins		67	709	10.6	47	3							
Rushing			115	124	Dortch		64	717	11.2	33t	3							
Passing			189	218	Ertz		47	406	8.6	32	4							
Penalty			22	21	Conner		46	300	6.5	22	1							
3rd Down: Made/Att			82/233	87/203	Moore		41	414	10.1	38t	1							
3rd Down Pct.			35.2	42.9	McBride		29	265	9.1	29	1							
4th Down: Made/Att			18/41	8/16	Green		24	236	9.8	77t	2							
4th Down Pct.			43.9	50.0	Benjamin	TM	24	184	7.7	22	0							
POSSESSION AVG.			29:52	30:08	R. Anderson	LG	20	282	14.1	75t	1							
TOTAL NET YARDS			5499	5931	R. Anderson	TM	7	76	10.9	21	0							
Avg. Per Game			323.5	348.9	Baccellia		7	45	6.4	11	0							
Total Plays			1144	1075	Clement		5	54	10.8	21	0							
Avg. Per Play			4.8	5.5	Ingram		4	21	5.3	24	0							
NET YARDS RUSHING			1873	2016	D. Williams		4	9	2.3	6	0							
Avg. Per Game			110.2	118.6	M. Williams		3	18	6.0	7	0							
Total Rushes			434	446	S. Anderson		3	9	3.0	6	0							
NET YARDS PASSING			3626	3915	Isabella	TM	2	21	10.5	11	0							
Avg. Per Game			213.3	230.3	Cooper		2	6	3.0	3	0							
Sacked/Yards Lost			46/340	36/266	T. Williams		1	5	5.0	5	0							
Gross Yards			3966	4181	Grugier-Hill	LG	1	4	4.0	4	0							
Att./Completions			664/433	593/414	Grugier-Hill	TM	1	4	4.0	4	0							
Completion Pct.			65.2	69.8	TEAM		433	3966	9.2	77t	17							
Had Intercepted			17	11	OPPONENTS		414	4181	10.1	64	29							
PUNTS/AVERAGE			68/46.4	71/47.4	* INTERCEPTIONS		No.	Yds	Avg	Long	TD							
NET PUNTING AVG.			68/40.3	71/41.6	Wilson		3	77	25.7	39	1							
PENALTIES/YARDS			118/916	94/757	I. Simmons		2	61	30.5	56t	1							
FUMBLES/BALL LOST			25/8	23/9	Baker		2	54	27.0	53	0							
TOUCHDOWNS			37	52	Collins		1	30	30.0	30t	1							
Rushing			15	21	Gardeck		1	24	24.0	24	0							
Passing			17	29	Hamilton		1	0	0.0	0	0							
Returns			5	2	J. Thompson		1	0	0.0	0	0							
* SCORE BY PERIODS			Q1	Q2	Q3	Q4	OT	PTS	TEAM									
TEAM			41	128	56	109		6	340	OPPONENTS								
OPPONENTS			74	141	112	119		3	449	* PUNTING								
* SCORING			TD-Ru-Pa-Rt	K-PAT	FG	S	PTS	Lee	No.	Yds	Avg	Net	TB	In	Lg	B		
Prater			0	0	0	0	17/18	22/25	0	83	TEAM							
Conner			8	7	1	0		0	48	OPPONENTS								
Ertz			4	0	4	0		0	28	* PUNT RETURNS		Ret	FC	Yds	Avg	Long	TD	
Murray			3	3	0	0		0	20	Dortch		26	5	172	6.6	18	0	
M. Brown			3	0	3	0		0	18	Cooper		9	6	117	13.0	28	0	
Hopkins			3	0	3	0		0	18	TEAM		35	11	289	8.3	28	0	
Blankenship LG			0	0	0	0	4/ 5	4/ 5	0	16	OPPONENTS		37	16	337	9.1	22	0
Blankenship TM			0	0	0	0	2/ 3	2/ 2	0	8	* KICKOFF RETURNS		No.	Yds	Avg	Long	TD	
Benjamin TM			2	2	0	0		0	14	Cooper		12	288	24.0	33	0		
Green			2	0	2	0		0	14	Dortch		11	218	19.8	31	0		
Dortch			2	0	2	0		0	12	Benjamin	TM	8	180	22.5	44	0		
Vizcaino TM			0	0	0	0	3/ 3	2/ 2	0	9	TEAM		31	686	22.1	44	0	
Ammendola TM			0	0	0	0	2/ 3	2/ 3	0	8	OPPONENTS		20	424	21.2	33	0	
R. Anderson LG			1	0	1	0		0	6	* FIELD GOALS		1-19	20-29	30-39	40-49	50+		
Banjo			1	0	0	1		0	6	Prater		0/ 0	1/ 1	10/10	6/ 8	5/ 6		
Clement			1	1	0	0		0	6	Blankenship LG		0/ 0	2/ 2	0/ 0	1/ 2	1/ 1		
Collins			1	0	0	1		0	6	Blankenship TM		0/ 0	1/ 1	0/ 0	0/ 0	1/ 1		
Ingram			1	1	0	0		0	6	Ammendola TM		0/ 0	2/ 2	0/ 0	0/ 1	0/ 0		
McBride			1	0	1	0		0	6	Vizcaino TM		0/ 0	0/ 0	1/ 1	1/ 1	0/ 0		
Moore			1	0	1	0		0	6	TEAM		0/ 0	4/ 4	11/11	7/10	6/ 7		
Murphy			1	0	0	1		0	6	OPPONENTS		0/ 0	10/10	8/ 9	6/ 6	5/ 6		
I. Simmons			1	0	0	1		0	6	Prater: () () (23G, 43G, 49G, 31G) (33G, 39G) () () ()								
D. Williams			1	1	0	0		0	6	(44G, 34G) () () (40G) (43G, 49N) (50N, 33G, 32G) (45G, 50G, 55G) (56G, 53G, 39G) (38G, 36G, 36G, 43N, 57G) ()								
Wilson			1	0	0	1		0	6	50G, 55G) (56G, 53G, 39G) (38G, 36G, 36G, 43N, 57G) ()								
TEAM			37	15	17	5	24/27	28/32	0	340	Blankenship, Ind.-Ariz: () (45G, 27G, 42N) () () () ()							
OPPONENTS			52	21	29	2	48/50	29/31	0	449	() (50G, 28G)							
2-Pt Conv: Ertz			2,	Benjamin(TM),	Green,						Blankenship, Ariz: () () () () () () (50G, 28G) () () () ()							

Murray, TM 5-9, OPP 1-2

()()()()()()

SACKS: Watt 12.5, Allen 5.5, I. Simmons 4, Sanders 3, C. Thomas 3, Golden 2.5, Collins 2, Gardeck 1, Hill LG 1, Hill TM 1, Hughes LG 1, Ledbetter 1, Murphy 0.5, TM 36, OPP 46
 FUM/LOST: Murray 8/2, Conner 3/1, Hopkins 2/1, Hudson 2/0, McCoy 2/0, McSorley 2/2, R. Anderson(LG) 1/1, Blough(TM) 1/1, Blough(LG) 1/1, M. Brown 1/0, Dortch 1/1, Harlow 1/0, McBride 1/0, Price(TM) 1/0, Price(LG) 1/0

TM: ()() (23G,43G,49G,31G)(33G,39G)(20G,43N)(23G)(50G,28G)(44G,34G)() (36G,46G)(40G)(43G,49N)(50N,33G,32G)(45G,50G,55G)(56G,53G,39G)(38G,36G,36G,43N,57G)()
 OPP: (54G)(32G,55G,25G)(22G,40G)(54G)(42G,23G)(39G,27G,34G,32G)(25G,45G)(56B)(49G)(36G)(39G)(26G)(51G,23G)(52G,38N)(38G,35G,42G,40G)(27G,21G)(27G)

* PASSING		Att	Cmp	Yds	Cmp%	Yds/Att	TD	TD%	Int	Int%	Long	Sack/Lost	Rating
Murray		390	259	2368	66.4	6.07	14	3.6	7	1.8	38t	25/ 192	87.2
McCoy		132	90	780	68.2	5.91	1	0.8	3	2.3	47	13/ 97	76.6
McSorley		83	45	412	54.2	4.96	0	0.0	5	6.0	47	3/ 27	42.8
Blough	LG	58	38	402	65.5	6.93	2	3.4	2	3.4	77t	5/ 24	82.7
Blough	TM	58	38	402	65.5	6.93	2	3.4	2	3.4	77t	5/ 24	82.7
Lee		1	1	4	100.0	4.00	0	0.0	0	0.0	4	0/ 0	83.3
TEAM		664	433	3966	65.2	5.97	17	2.6	17	2.6	77t	46/ 340	79.2
OPPONENTS		593	414	4181	69.8	7.05	29	4.9	11	1.9	64	36/ 266	98.2

ATLANTA FALCONS / WEEK 18 / THROUGH SUNDAY, JANUARY 8, 2023

								No.	Yds	Avg	Long	TD																																																																																																																																																																																																																																																																																																																																																																																																																																																																																																																																																																																																																																																																																																																																																																																	
WON 7, LOST 10																																																																																																																																																																																																																																																																																																																																																																																																																																																																																																																																																																																																																																																																																																																																																																																													
* RUSHING																																																																																																																																																																																																																																																																																																																																																																																																																																																																																																																																																																																																																																																																																																																																																																																													
09/11	L	26-27	New Orleans	70,078	Allgeier	210	1035	4.9	44	3																																																																																																																																																																																																																																																																																																																																																																																																																																																																																																																																																																																																																																																																																																																																																																																			
09/18	L	27-31	at L.A. Rams	71,802	Patterson	144	695	4.8	40	8																																																																																																																																																																																																																																																																																																																																																																																																																																																																																																																																																																																																																																																																																																																																																																																			
09/25	W	27-23	at Seattle	68,775	Mariota	85	438	5.2	30	4																																																																																																																																																																																																																																																																																																																																																																																																																																																																																																																																																																																																																																																																																																																																																																																			
10/02	W	23-20	Cleveland	69,435	Huntley	76	366	4.8	30	1																																																																																																																																																																																																																																																																																																																																																																																																																																																																																																																																																																																																																																																																																																																																																																																			
10/09	L	15-21	at Tampa Bay	68,299	A. Williams	22	109	5.0	21	1																																																																																																																																																																																																																																																																																																																																																																																																																																																																																																																																																																																																																																																																																																																																																																																			
10/16	W	28-14	San Francisco	69,813	Ridder	16	64	4.0	18	0																																																																																																																																																																																																																																																																																																																																																																																																																																																																																																																																																																																																																																																																																																																																																																																			
10/23	L	17-35	at Cincinnati	66,158	Zaccheaus	2	7	3.5	13	0																																																																																																																																																																																																																																																																																																																																																																																																																																																																																																																																																																																																																																																																																																																																																																																			
10/30	W	37-34	OT Carolina	68,996	Ke. Smith	1	2	2.0	2	0																																																																																																																																																																																																																																																																																																																																																																																																																																																																																																																																																																																																																																																																																																																																																																																			
11/06	L	17-20	L.A. Chargers	69,299	D. Williams	2	2	1.0	2	0																																																																																																																																																																																																																																																																																																																																																																																																																																																																																																																																																																																																																																																																																																																																																																																			
11/10	L	15-25	at Carolina	72,029	Franks	1	0	0.0	0	0																																																																																																																																																																																																																																																																																																																																																																																																																																																																																																																																																																																																																																																																																																																																																																																			
11/20	W	27-24	Chicago	69,757	TEAM	559	2718	4.9	44	17																																																																																																																																																																																																																																																																																																																																																																																																																																																																																																																																																																																																																																																																																																																																																																																			
11/27	L	13-19	at Washington	53,864	OPPONENTS	500	2214	4.4	57	15																																																																																																																																																																																																																																																																																																																																																																																																																																																																																																																																																																																																																																																																																																																																																																																			
12/04	L	16-19	Pittsburgh	70,325	* RECEIVING																																																																																																																																																																																																																																																																																																																																																																																																																																																																																																																																																																																																																																																																																																																																																																																								
12/18	L	18-21	at New Orleans	70,041	London	72	866	12.0	40	4																																																																																																																																																																																																																																																																																																																																																																																																																																																																																																																																																																																																																																																																																																																																																																																			
12/24	L	9-17	at Baltimore	70,467	Zaccheaus	40	533	13.3	45	3																																																																																																																																																																																																																																																																																																																																																																																																																																																																																																																																																																																																																																																																																																																																																																																			
01/01	W	20-19	Arizona	69,269	Pitts	28	356	12.7	33	2																																																																																																																																																																																																																																																																																																																																																																																																																																																																																																																																																																																																																																																																																																																																																																																			
01/08	W	30-17	Tampa Bay	69,276	Patterson	21	122	5.8	16	0																																																																																																																																																																																																																																																																																																																																																																																																																																																																																																																																																																																																																																																																																																																																																																																			
<table border="0" style="width:100%"> <tr> <td style="width:15%">TOTAL FIRST DOWNS</td> <td style="width:10%">330</td> <td style="width:10%">351</td> <td style="width:10%">Allgeier</td> <td style="width:10%">16</td> <td style="width:10%">139</td> <td style="width:10%">8.7</td> <td style="width:10%">26</td> <td style="width:10%">1</td> <td colspan="3"></td> </tr> <tr> <td> Rushing</td> <td>152</td> <td>136</td> <td>Byrd</td> <td>13</td> <td>268</td> <td>20.6</td> <td>75t</td> <td>2</td> <td colspan="3"></td> </tr> <tr> <td> Passing</td> <td>148</td> <td>200</td> <td>Hodge</td> <td>13</td> <td>202</td> <td>15.5</td> <td>39</td> <td>1</td> <td colspan="3"></td> </tr> <tr> <td> Penalty</td> <td>30</td> <td>15</td> <td>A. Williams</td> <td>13</td> <td>61</td> <td>4.7</td> <td>10</td> <td>0</td> <td colspan="3"></td> </tr> <tr> <td> 3rd Down: Made/Att</td> <td>82/196</td> <td>101/220</td> <td>Firkser</td> <td>9</td> <td>100</td> <td>11.1</td> <td>22</td> <td>0</td> <td colspan="3"></td> </tr> <tr> <td> 3rd Down Pct.</td> <td>41.8</td> <td>45.9</td> <td>Hesse</td> <td>9</td> <td>89</td> <td>9.9</td> <td>22</td> <td>0</td> <td colspan="3"></td> </tr> <tr> <td> 4th Down: Made/Att</td> <td>9/18</td> <td>7/17</td> <td>Edwards TM</td> <td>3</td> <td>15</td> <td>5.0</td> <td>10</td> <td>0</td> <td colspan="3"></td> </tr> <tr> <td> 4th Down Pct.</td> <td>50.0</td> <td>41.2</td> <td>Huntley</td> <td>2</td> <td>3</td> <td>1.5</td> <td>2</td> <td>0</td> <td colspan="3"></td> </tr> <tr> <td>POSSESSION AVG.</td> <td>29:48</td> <td>30:12</td> <td>Darby</td> <td>1</td> <td>15</td> <td>15.0</td> <td>15</td> <td>0</td> <td colspan="3"></td> </tr> <tr> <td>TOTAL NET YARDS</td> <td>5417</td> <td>6156</td> <td>Ke. Smith</td> <td>1</td> <td>8</td> <td>8.0</td> <td>8</td> <td>0</td> <td colspan="3"></td> </tr> <tr> <td> Avg. Per Game</td> <td>318.6</td> <td>362.1</td> <td>TEAM</td> <td>257</td> <td>2927</td> <td>11.4</td> <td>75t</td> <td>17</td> <td colspan="3"></td> </tr> <tr> <td> Total Plays</td> <td>1011</td> <td>1082</td> <td>OPPONENTS</td> <td>372</td> <td>4090</td> <td>11.0</td> <td>68t</td> <td>26</td> <td colspan="3"></td> </tr> <tr> <td> Avg. Per Play</td> <td>5.4</td> <td>5.7</td> <td>* INTERCEPTIONS</td> <td colspan="9"></td> </tr> <tr> <td>NET YARDS RUSHING</td> <td>2718</td> <td>2214</td> <td>Walker</td> <td>2</td> <td>33</td> <td>16.5</td> <td>21</td> <td>0</td> <td colspan="3"></td> </tr> <tr> <td> Avg. Per Game</td> <td>159.9</td> <td>130.2</td> <td>Grant</td> <td>2</td> <td>22</td> <td>11.0</td> <td>12</td> <td>0</td> <td colspan="3"></td> </tr> <tr> <td> Total Rushes</td> <td>559</td> <td>500</td> <td>Hawkins</td> <td>2</td> <td>14</td> <td>7.0</td> <td>14</td> <td>0</td> <td colspan="3"></td> </tr> <tr> <td>NET YARDS PASSING</td> <td>2699</td> <td>3942</td> <td>Carter</td> <td>1</td> <td>28</td> <td>28.0</td> <td>28t</td> <td>1</td> <td colspan="3"></td> </tr> <tr> <td> Avg. Per Game</td> <td>158.8</td> <td>231.9</td> <td>Oliver</td> <td>1</td> <td>27</td> <td>27.0</td> <td>27</td> <td>0</td> <td colspan="3"></td> </tr> <tr> <td> Sacked/Yards Lost</td> <td>37/228</td> <td>21/148</td> <td>Alford</td> <td>1</td> <td>0</td> <td>0.0</td> <td>0</td> <td>0</td> <td colspan="3"></td> </tr> <tr> <td> Gross Yards</td> <td>2927</td> <td>4090</td> <td>Hayward</td> <td>1</td> <td>0</td> <td>0.0</td> <td>0</td> <td>0</td> <td colspan="3"></td> </tr> <tr> <td> Att./Completions</td> <td>415/257</td> <td>561/372</td> <td>TEAM</td> <td>10</td> <td>124</td> <td>12.4</td> <td>28t</td> <td>1</td> <td colspan="3"></td> </tr> <tr> <td> Completion Pct.</td> <td>61.9</td> <td>66.3</td> <td>OPPONENTS</td> <td>9</td> <td>171</td> <td>19.0</td> <td>54</td> <td>0</td> <td colspan="3"></td> </tr> <tr> <td> Had Intercepted</td> <td>9</td> <td>10</td> <td>* PUNTING</td> <td colspan="9"></td> </tr> <tr> <td>PUNTS/AVERAGE</td> <td>62/45.9</td> <td>55/44.5</td> <td>Pinion</td> <td>62</td> <td>2845</td> <td>45.9</td> <td>41.2</td> <td>2</td> <td>23</td> <td>73</td> <td>0</td> <td></td> </tr> <tr> <td>NET PUNTING AVG.</td> <td>62/41.2</td> <td>55/38.4</td> <td>TEAM</td> <td>62</td> <td>2845</td> <td>45.9</td> <td>41.2</td> <td>2</td> <td>23</td> <td>73</td> <td>0</td> <td></td> </tr> <tr> <td>PENALTIES/YARDS</td> <td>68/594</td> <td>100/804</td> <td>OPPONENTS</td> <td>55</td> <td>2446</td> <td>44.5</td> <td>38.4</td> <td>2</td> <td>19</td> <td>66</td> <td>2</td> <td></td> </tr> <tr> <td>FUMBLES/BALL LOST</td> <td>21/12</td> <td>12/7</td> <td>* PUNT RETURNS</td> <td colspan="9"></td> </tr> <tr> <td>TOUCHDOWNS</td> <td>38</td> <td>41</td> <td>A. Williams</td> <td>18</td> <td>19</td> <td>292</td> <td>16.2</td> <td>56</td> <td>0</td> <td colspan="2"></td> </tr> <tr> <td> Rushing</td> <td>17</td> <td>15</td> <td>TEAM</td> <td>18</td> <td>19</td> <td>292</td> <td>16.2</td> <td>56</td> <td>0</td> <td colspan="2"></td> </tr> <tr> <td> Passing</td> <td>17</td> <td>26</td> <td>OPPONENTS</td> <td>25</td> <td>22</td> <td>250</td> <td>10.0</td> <td>35</td> <td>0</td> <td colspan="2"></td> </tr> <tr> <td> Returns</td> <td>4</td> <td>0</td> <td>* KICKOFF RETURNS</td> <td colspan="9"></td> </tr> <tr> <td>* SCORE BY PERIODS</td> <td>Q1</td> <td>Q2</td> <td>Q3</td> <td>Q4</td> <td>OT</td> <td>PTS</td> <td>A. Williams</td> <td>16</td> <td>313</td> <td>19.6</td> <td>30</td> <td>0</td> </tr> <tr> <td>TEAM</td> <td>67</td> <td>107</td> <td>88</td> <td>100</td> <td>3</td> <td>365</td> <td>Patterson</td> <td>9</td> <td>284</td> <td>31.6</td> <td>103t</td> <td>1</td> </tr> <tr> <td>OPPONENTS</td> <td>88</td> <td>163</td> <td>59</td> <td>76</td> <td>0</td> <td>386</td> <td>Ke. Smith</td> <td>3</td> <td>37</td> <td>12.3</td> <td>16</td> <td>0</td> </tr> <tr> <td>* SCORING</td> <td>TD-Ru</td> <td>Pa-Rt</td> <td>K-PAT</td> <td>FG</td> <td>S</td> <td>PTS</td> <td>TEAM</td> <td>28</td> <td>634</td> <td>22.6</td> <td>103t</td> <td>1</td> </tr> <tr> <td>Koo</td> <td>0</td> <td>0</td> <td>0</td> <td>33/35</td> <td>32/37</td> <td>0</td> <td>129</td> <td>OPPONENTS</td> <td>21</td> <td>471</td> <td>22.4</td> <td>55</td> <td>0</td> </tr> <tr> <td>Patterson</td> <td>9</td> <td>8</td> <td>0</td> <td>1</td> <td>0</td> <td>54</td> <td>* FIELD GOALS</td> <td>1-19</td> <td>20-29</td> <td>30-39</td> <td>40-49</td> <td>50+</td> </tr> <tr> <td>Allgeier</td> <td>4</td> <td>3</td> <td>1</td> <td>0</td> <td>0</td> <td>26</td> <td>Koo</td> <td>0/0</td> <td>9/9</td> <td>7/7</td> <td>9/10</td> <td>7/11</td> </tr> <tr> <td>London</td> <td>4</td> <td>0</td> <td>4</td> <td>0</td> <td>0</td> <td>26</td> <td>TEAM</td> <td>0/0</td> <td>9/9</td> <td>7/7</td> <td>9/10</td> <td>7/11</td> </tr> <tr> <td>Mariota</td> <td>4</td> <td>4</td> <td>0</td> <td>0</td> <td>0</td> <td>24</td> <td>OPPONENTS</td> <td>0/0</td> <td>7/7</td> <td>11/12</td> <td>13/15</td> <td>2/4</td> </tr> <tr> <td>Pruitt</td> <td>4</td> <td>0</td> <td>4</td> <td>0</td> <td>0</td> <td>24</td> <td>Koo: (54G,50G,40G,27G,63B)(44N,26G)(41G,54G)</td> <td colspan="5"></td> </tr> <tr> <td>Zaccheaus</td> <td>3</td> <td>0</td> <td>3</td> <td>0</td> <td>0</td> <td>18</td> <td>(30G,21G,45G)(52N)(43G)(30G,34G,41G)(29G,50N)</td> <td colspan="5"></td> </tr> <tr> <td>Byrd</td> <td>2</td> <td>0</td> <td>2</td> <td>0</td> <td>0</td> <td>12</td> <td>(33G)(40G,53G)(47G,58N,48G)(50G,51G,28G)(28G)</td> <td colspan="5"></td> </tr> <tr> <td>Carter</td> <td>2</td> <td>0</td> <td>0</td> <td>2</td> <td>0</td> <td>12</td> <td>(32G,34G,37G)(27G,21G)(49G,24G,51G)</td> <td colspan="5"></td> </tr> <tr> <td>Pitts</td> <td>2</td> <td>0</td> <td>2</td> <td>0</td> <td>0</td> <td>12</td> <td>OPP: (44N,49G,51G)(20G)(32G,31G,25G)(29G,45G)</td> <td colspan="5"></td> </tr> <tr> <td>Hodge</td> <td>1</td> <td>0</td> <td>1</td> <td>0</td> <td>0</td> <td>8</td> <td>(21G,44G)(37G,42G,32N)(31G,37G)(46G,49G,40G)</td> <td colspan="5"></td> </tr> <tr> <td>Hawkins</td> <td>1</td> <td>0</td> <td>0</td> <td>1</td> <td>0</td> <td>6</td> <td>37G)(41G,56N)(30G,45G)(46G,46G,48G,33G)(21G,</td> <td colspan="5"></td> </tr> <tr> <td>Huntley</td> <td>1</td> <td>1</td> <td>0</td> <td>0</td> <td>0</td> <td>6</td> <td>55B,27G,21G)(38G,36G,36G,43N,57G)(41G)</td> <td colspan="5"></td> </tr> <tr> <td>A. Williams</td> <td>1</td> <td>1</td> <td>0</td> <td>0</td> <td>0</td> <td>6</td> <td>SACKS: Jarrett 6, Carter 4, Ebiketie 2.5,</td> <td colspan="5"></td> </tr> <tr> <td>Alford</td> <td>0</td> <td>0</td> <td>0</td> <td>0</td> <td>1</td> <td>2</td> <td>Evans 2, Ogundeji 2, Anderson 1, Johnson LG 1,</td> <td colspan="5"></td> </tr> <tr> <td>TEAM</td> <td>38</td> <td>17</td> <td>17</td> <td>4</td> <td>33/35</td> <td>32/37</td> <td>1</td> <td>365</td> <td>Malone 1, Oliver 1, Walker 1, Alford 0.5,</td> <td colspan="3"></td> </tr> <tr> <td>OPPONENTS</td> <td>41</td> <td>15</td> <td>26</td> <td>0</td> <td>33/36</td> <td>33/38</td> <td>0</td> <td>386</td> <td>TM 21, OPP 37</td> <td colspan="3"></td> </tr> <tr> <td colspan="12">2-Pt Conv: Allgeier, Hodge, London, TM 3-3, OPP 4-5</td> </tr> <tr> <td colspan="12">FUM/LOST: Mariota 8/3, London 3/3, Ridder 3/2, Dalman 1/0, Graham 1/1, Huntley 1/0,</td> </tr> <tr> <td colspan="12">Patterson 1/1, Terrell 1/0, A. Williams 1/1, Zaccheaus 1/1</td> </tr> <tr> <td>* PASSING</td> <td>Att</td> <td>Cmp</td> <td>Yds</td> <td>Cmp%</td> <td>Yds/Att</td> <td>TD</td> <td>TD%</td> <td>Int</td> <td>Int%</td> <td>Long</td> <td>Sack/Lost</td> <td>Rating</td> </tr> <tr> <td>Mariota</td> <td>300</td> <td>184</td> <td>2219</td> <td>61.3</td> <td>7.40</td> <td>15</td> <td>5.0</td> <td>9</td> <td>3.0</td> <td>75t</td> <td>28/195</td> <td>88.2</td> </tr> <tr> <td>Ridder</td> <td>115</td> <td>73</td> <td>708</td> <td>63.5</td> <td>6.16</td> <td>2</td> <td>1.7</td> <td>0</td> <td>0.0</td> <td>40</td> <td>9/33</td> <td>86.4</td> </tr> <tr> <td>TEAM</td> <td>415</td> <td>257</td> <td>2927</td> <td>61.9</td> <td>7.05</td> <td>17</td> <td>4.1</td> <td>9</td> <td>2.2</td> <td>75t</td> <td>37/228</td> <td>87.7</td> </tr> <tr> <td>OPPONENTS</td> <td>561</td> <td>372</td> <td>4090</td> <td>66.3</td> <td>7.29</td> <td>26</td> <td>4.6</td> <td>10</td> <td>1.8</td> <td>68t</td> <td>21/148</td> <td>95.7</td> </tr> </table>												TOTAL FIRST DOWNS	330	351	Allgeier	16	139	8.7	26	1				Rushing	152	136	Byrd	13	268	20.6	75t	2				Passing	148	200	Hodge	13	202	15.5	39	1				Penalty	30	15	A. Williams	13	61	4.7	10	0				3rd Down: Made/Att	82/196	101/220	Firkser	9	100	11.1	22	0				3rd Down Pct.	41.8	45.9	Hesse	9	89	9.9	22	0				4th Down: Made/Att	9/18	7/17	Edwards TM	3	15	5.0	10	0				4th Down Pct.	50.0	41.2	Huntley	2	3	1.5	2	0				POSSESSION AVG.	29:48	30:12	Darby	1	15	15.0	15	0				TOTAL NET YARDS	5417	6156	Ke. Smith	1	8	8.0	8	0				Avg. Per Game	318.6	362.1	TEAM	257	2927	11.4	75t	17				Total Plays	1011	1082	OPPONENTS	372	4090	11.0	68t	26				Avg. Per Play	5.4	5.7	* INTERCEPTIONS										NET YARDS RUSHING	2718	2214	Walker	2	33	16.5	21	0				Avg. Per Game	159.9	130.2	Grant	2	22	11.0	12	0				Total Rushes	559	500	Hawkins	2	14	7.0	14	0				NET YARDS PASSING	2699	3942	Carter	1	28	28.0	28t	1				Avg. Per Game	158.8	231.9	Oliver	1	27	27.0	27	0				Sacked/Yards Lost	37/228	21/148	Alford	1	0	0.0	0	0				Gross Yards	2927	4090	Hayward	1	0	0.0	0	0				Att./Completions	415/257	561/372	TEAM	10	124	12.4	28t	1				Completion Pct.	61.9	66.3	OPPONENTS	9	171	19.0	54	0				Had Intercepted	9	10	* PUNTING										PUNTS/AVERAGE	62/45.9	55/44.5	Pinion	62	2845	45.9	41.2	2	23	73	0		NET PUNTING AVG.	62/41.2	55/38.4	TEAM	62	2845	45.9	41.2	2	23	73	0		PENALTIES/YARDS	68/594	100/804	OPPONENTS	55	2446	44.5	38.4	2	19	66	2		FUMBLES/BALL LOST	21/12	12/7	* PUNT RETURNS										TOUCHDOWNS	38	41	A. Williams	18	19	292	16.2	56	0			Rushing	17	15	TEAM	18	19	292	16.2	56	0			Passing	17	26	OPPONENTS	25	22	250	10.0	35	0			Returns	4	0	* KICKOFF RETURNS										* SCORE BY PERIODS	Q1	Q2	Q3	Q4	OT	PTS	A. Williams	16	313	19.6	30	0	TEAM	67	107	88	100	3	365	Patterson	9	284	31.6	103t	1	OPPONENTS	88	163	59	76	0	386	Ke. Smith	3	37	12.3	16	0	* SCORING	TD-Ru	Pa-Rt	K-PAT	FG	S	PTS	TEAM	28	634	22.6	103t	1	Koo	0	0	0	33/35	32/37	0	129	OPPONENTS	21	471	22.4	55	0	Patterson	9	8	0	1	0	54	* FIELD GOALS	1-19	20-29	30-39	40-49	50+	Allgeier	4	3	1	0	0	26	Koo	0/0	9/9	7/7	9/10	7/11	London	4	0	4	0	0	26	TEAM	0/0	9/9	7/7	9/10	7/11	Mariota	4	4	0	0	0	24	OPPONENTS	0/0	7/7	11/12	13/15	2/4	Pruitt	4	0	4	0	0	24	Koo: (54G,50G,40G,27G,63B)(44N,26G)(41G,54G)						Zaccheaus	3	0	3	0	0	18	(30G,21G,45G)(52N)(43G)(30G,34G,41G)(29G,50N)						Byrd	2	0	2	0	0	12	(33G)(40G,53G)(47G,58N,48G)(50G,51G,28G)(28G)						Carter	2	0	0	2	0	12	(32G,34G,37G)(27G,21G)(49G,24G,51G)						Pitts	2	0	2	0	0	12	OPP: (44N,49G,51G)(20G)(32G,31G,25G)(29G,45G)						Hodge	1	0	1	0	0	8	(21G,44G)(37G,42G,32N)(31G,37G)(46G,49G,40G)						Hawkins	1	0	0	1	0	6	37G)(41G,56N)(30G,45G)(46G,46G,48G,33G)(21G,						Huntley	1	1	0	0	0	6	55B,27G,21G)(38G,36G,36G,43N,57G)(41G)						A. Williams	1	1	0	0	0	6	SACKS: Jarrett 6, Carter 4, Ebiketie 2.5,						Alford	0	0	0	0	1	2	Evans 2, Ogundeji 2, Anderson 1, Johnson LG 1,						TEAM	38	17	17	4	33/35	32/37	1	365	Malone 1, Oliver 1, Walker 1, Alford 0.5,				OPPONENTS	41	15	26	0	33/36	33/38	0	386	TM 21, OPP 37				2-Pt Conv: Allgeier, Hodge, London, TM 3-3, OPP 4-5												FUM/LOST: Mariota 8/3, London 3/3, Ridder 3/2, Dalman 1/0, Graham 1/1, Huntley 1/0,												Patterson 1/1, Terrell 1/0, A. Williams 1/1, Zaccheaus 1/1												* PASSING	Att	Cmp	Yds	Cmp%	Yds/Att	TD	TD%	Int	Int%	Long	Sack/Lost	Rating	Mariota	300	184	2219	61.3	7.40	15	5.0	9	3.0	75t	28/195	88.2	Ridder	115	73	708	63.5	6.16	2	1.7	0	0.0	40	9/33	86.4	TEAM	415	257	2927	61.9	7.05	17	4.1	9	2.2	75t	37/228	87.7	OPPONENTS	561	372	4090	66.3	7.29	26	4.6	10	1.8	68t	21/148	95.7
TOTAL FIRST DOWNS	330	351	Allgeier	16	139	8.7	26	1																																																																																																																																																																																																																																																																																																																																																																																																																																																																																																																																																																																																																																																																																																																																																																																					
Rushing	152	136	Byrd	13	268	20.6	75t	2																																																																																																																																																																																																																																																																																																																																																																																																																																																																																																																																																																																																																																																																																																																																																																																					
Passing	148	200	Hodge	13	202	15.5	39	1																																																																																																																																																																																																																																																																																																																																																																																																																																																																																																																																																																																																																																																																																																																																																																																					
Penalty	30	15	A. Williams	13	61	4.7	10	0																																																																																																																																																																																																																																																																																																																																																																																																																																																																																																																																																																																																																																																																																																																																																																																					
3rd Down: Made/Att	82/196	101/220	Firkser	9	100	11.1	22	0																																																																																																																																																																																																																																																																																																																																																																																																																																																																																																																																																																																																																																																																																																																																																																																					
3rd Down Pct.	41.8	45.9	Hesse	9	89	9.9	22	0																																																																																																																																																																																																																																																																																																																																																																																																																																																																																																																																																																																																																																																																																																																																																																																					
4th Down: Made/Att	9/18	7/17	Edwards TM	3	15	5.0	10	0																																																																																																																																																																																																																																																																																																																																																																																																																																																																																																																																																																																																																																																																																																																																																																																					
4th Down Pct.	50.0	41.2	Huntley	2	3	1.5	2	0																																																																																																																																																																																																																																																																																																																																																																																																																																																																																																																																																																																																																																																																																																																																																																																					
POSSESSION AVG.	29:48	30:12	Darby	1	15	15.0	15	0																																																																																																																																																																																																																																																																																																																																																																																																																																																																																																																																																																																																																																																																																																																																																																																					
TOTAL NET YARDS	5417	6156	Ke. Smith	1	8	8.0	8	0																																																																																																																																																																																																																																																																																																																																																																																																																																																																																																																																																																																																																																																																																																																																																																																					
Avg. Per Game	318.6	362.1	TEAM	257	2927	11.4	75t	17																																																																																																																																																																																																																																																																																																																																																																																																																																																																																																																																																																																																																																																																																																																																																																																					
Total Plays	1011	1082	OPPONENTS	372	4090	11.0	68t	26																																																																																																																																																																																																																																																																																																																																																																																																																																																																																																																																																																																																																																																																																																																																																																																					
Avg. Per Play	5.4	5.7	* INTERCEPTIONS																																																																																																																																																																																																																																																																																																																																																																																																																																																																																																																																																																																																																																																																																																																																																																																										
NET YARDS RUSHING	2718	2214	Walker	2	33	16.5	21	0																																																																																																																																																																																																																																																																																																																																																																																																																																																																																																																																																																																																																																																																																																																																																																																					
Avg. Per Game	159.9	130.2	Grant	2	22	11.0	12	0																																																																																																																																																																																																																																																																																																																																																																																																																																																																																																																																																																																																																																																																																																																																																																																					
Total Rushes	559	500	Hawkins	2	14	7.0	14	0																																																																																																																																																																																																																																																																																																																																																																																																																																																																																																																																																																																																																																																																																																																																																																																					
NET YARDS PASSING	2699	3942	Carter	1	28	28.0	28t	1																																																																																																																																																																																																																																																																																																																																																																																																																																																																																																																																																																																																																																																																																																																																																																																					
Avg. Per Game	158.8	231.9	Oliver	1	27	27.0	27	0																																																																																																																																																																																																																																																																																																																																																																																																																																																																																																																																																																																																																																																																																																																																																																																					
Sacked/Yards Lost	37/228	21/148	Alford	1	0	0.0	0	0																																																																																																																																																																																																																																																																																																																																																																																																																																																																																																																																																																																																																																																																																																																																																																																					
Gross Yards	2927	4090	Hayward	1	0	0.0	0	0																																																																																																																																																																																																																																																																																																																																																																																																																																																																																																																																																																																																																																																																																																																																																																																					
Att./Completions	415/257	561/372	TEAM	10	124	12.4	28t	1																																																																																																																																																																																																																																																																																																																																																																																																																																																																																																																																																																																																																																																																																																																																																																																					
Completion Pct.	61.9	66.3	OPPONENTS	9	171	19.0	54	0																																																																																																																																																																																																																																																																																																																																																																																																																																																																																																																																																																																																																																																																																																																																																																																					
Had Intercepted	9	10	* PUNTING																																																																																																																																																																																																																																																																																																																																																																																																																																																																																																																																																																																																																																																																																																																																																																																										
PUNTS/AVERAGE	62/45.9	55/44.5	Pinion	62	2845	45.9	41.2	2	23	73	0																																																																																																																																																																																																																																																																																																																																																																																																																																																																																																																																																																																																																																																																																																																																																																																		
NET PUNTING AVG.	62/41.2	55/38.4	TEAM	62	2845	45.9	41.2	2	23	73	0																																																																																																																																																																																																																																																																																																																																																																																																																																																																																																																																																																																																																																																																																																																																																																																		
PENALTIES/YARDS	68/594	100/804	OPPONENTS	55	2446	44.5	38.4	2	19	66	2																																																																																																																																																																																																																																																																																																																																																																																																																																																																																																																																																																																																																																																																																																																																																																																		
FUMBLES/BALL LOST	21/12	12/7	* PUNT RETURNS																																																																																																																																																																																																																																																																																																																																																																																																																																																																																																																																																																																																																																																																																																																																																																																										
TOUCHDOWNS	38	41	A. Williams	18	19	292	16.2	56	0																																																																																																																																																																																																																																																																																																																																																																																																																																																																																																																																																																																																																																																																																																																																																																																				
Rushing	17	15	TEAM	18	19	292	16.2	56	0																																																																																																																																																																																																																																																																																																																																																																																																																																																																																																																																																																																																																																																																																																																																																																																				
Passing	17	26	OPPONENTS	25	22	250	10.0	35	0																																																																																																																																																																																																																																																																																																																																																																																																																																																																																																																																																																																																																																																																																																																																																																																				
Returns	4	0	* KICKOFF RETURNS																																																																																																																																																																																																																																																																																																																																																																																																																																																																																																																																																																																																																																																																																																																																																																																										
* SCORE BY PERIODS	Q1	Q2	Q3	Q4	OT	PTS	A. Williams	16	313	19.6	30	0																																																																																																																																																																																																																																																																																																																																																																																																																																																																																																																																																																																																																																																																																																																																																																																	
TEAM	67	107	88	100	3	365	Patterson	9	284	31.6	103t	1																																																																																																																																																																																																																																																																																																																																																																																																																																																																																																																																																																																																																																																																																																																																																																																	
OPPONENTS	88	163	59	76	0	386	Ke. Smith	3	37	12.3	16	0																																																																																																																																																																																																																																																																																																																																																																																																																																																																																																																																																																																																																																																																																																																																																																																	
* SCORING	TD-Ru	Pa-Rt	K-PAT	FG	S	PTS	TEAM	28	634	22.6	103t	1																																																																																																																																																																																																																																																																																																																																																																																																																																																																																																																																																																																																																																																																																																																																																																																	
Koo	0	0	0	33/35	32/37	0	129	OPPONENTS	21	471	22.4	55	0																																																																																																																																																																																																																																																																																																																																																																																																																																																																																																																																																																																																																																																																																																																																																																																
Patterson	9	8	0	1	0	54	* FIELD GOALS	1-19	20-29	30-39	40-49	50+																																																																																																																																																																																																																																																																																																																																																																																																																																																																																																																																																																																																																																																																																																																																																																																	
Allgeier	4	3	1	0	0	26	Koo	0/0	9/9	7/7	9/10	7/11																																																																																																																																																																																																																																																																																																																																																																																																																																																																																																																																																																																																																																																																																																																																																																																	
London	4	0	4	0	0	26	TEAM	0/0	9/9	7/7	9/10	7/11																																																																																																																																																																																																																																																																																																																																																																																																																																																																																																																																																																																																																																																																																																																																																																																	
Mariota	4	4	0	0	0	24	OPPONENTS	0/0	7/7	11/12	13/15	2/4																																																																																																																																																																																																																																																																																																																																																																																																																																																																																																																																																																																																																																																																																																																																																																																	
Pruitt	4	0	4	0	0	24	Koo: (54G,50G,40G,27G,63B)(44N,26G)(41G,54G)																																																																																																																																																																																																																																																																																																																																																																																																																																																																																																																																																																																																																																																																																																																																																																																						
Zaccheaus	3	0	3	0	0	18	(30G,21G,45G)(52N)(43G)(30G,34G,41G)(29G,50N)																																																																																																																																																																																																																																																																																																																																																																																																																																																																																																																																																																																																																																																																																																																																																																																						
Byrd	2	0	2	0	0	12	(33G)(40G,53G)(47G,58N,48G)(50G,51G,28G)(28G)																																																																																																																																																																																																																																																																																																																																																																																																																																																																																																																																																																																																																																																																																																																																																																																						
Carter	2	0	0	2	0	12	(32G,34G,37G)(27G,21G)(49G,24G,51G)																																																																																																																																																																																																																																																																																																																																																																																																																																																																																																																																																																																																																																																																																																																																																																																						
Pitts	2	0	2	0	0	12	OPP: (44N,49G,51G)(20G)(32G,31G,25G)(29G,45G)																																																																																																																																																																																																																																																																																																																																																																																																																																																																																																																																																																																																																																																																																																																																																																																						
Hodge	1	0	1	0	0	8	(21G,44G)(37G,42G,32N)(31G,37G)(46G,49G,40G)																																																																																																																																																																																																																																																																																																																																																																																																																																																																																																																																																																																																																																																																																																																																																																																						
Hawkins	1	0	0	1	0	6	37G)(41G,56N)(30G,45G)(46G,46G,48G,33G)(21G,																																																																																																																																																																																																																																																																																																																																																																																																																																																																																																																																																																																																																																																																																																																																																																																						
Huntley	1	1	0	0	0	6	55B,27G,21G)(38G,36G,36G,43N,57G)(41G)																																																																																																																																																																																																																																																																																																																																																																																																																																																																																																																																																																																																																																																																																																																																																																																						
A. Williams	1	1	0	0	0	6	SACKS: Jarrett 6, Carter 4, Ebiketie 2.5,																																																																																																																																																																																																																																																																																																																																																																																																																																																																																																																																																																																																																																																																																																																																																																																						
Alford	0	0	0	0	1	2	Evans 2, Ogundeji 2, Anderson 1, Johnson LG 1,																																																																																																																																																																																																																																																																																																																																																																																																																																																																																																																																																																																																																																																																																																																																																																																						
TEAM	38	17	17	4	33/35	32/37	1	365	Malone 1, Oliver 1, Walker 1, Alford 0.5,																																																																																																																																																																																																																																																																																																																																																																																																																																																																																																																																																																																																																																																																																																																																																																																				
OPPONENTS	41	15	26	0	33/36	33/38	0	386	TM 21, OPP 37																																																																																																																																																																																																																																																																																																																																																																																																																																																																																																																																																																																																																																																																																																																																																																																				
2-Pt Conv: Allgeier, Hodge, London, TM 3-3, OPP 4-5																																																																																																																																																																																																																																																																																																																																																																																																																																																																																																																																																																																																																																																																																																																																																																																													
FUM/LOST: Mariota 8/3, London 3/3, Ridder 3/2, Dalman 1/0, Graham 1/1, Huntley 1/0,																																																																																																																																																																																																																																																																																																																																																																																																																																																																																																																																																																																																																																																																																																																																																																																													
Patterson 1/1, Terrell 1/0, A. Williams 1/1, Zaccheaus 1/1																																																																																																																																																																																																																																																																																																																																																																																																																																																																																																																																																																																																																																																																																																																																																																																													
* PASSING	Att	Cmp	Yds	Cmp%	Yds/Att	TD	TD%	Int	Int%	Long	Sack/Lost	Rating																																																																																																																																																																																																																																																																																																																																																																																																																																																																																																																																																																																																																																																																																																																																																																																	
Mariota	300	184	2219	61.3	7.40	15	5.0	9	3.0	75t	28/195	88.2																																																																																																																																																																																																																																																																																																																																																																																																																																																																																																																																																																																																																																																																																																																																																																																	
Ridder	115	73	708	63.5	6.16	2	1.7	0	0.0	40	9/33	86.4																																																																																																																																																																																																																																																																																																																																																																																																																																																																																																																																																																																																																																																																																																																																																																																	
TEAM	415	257	2927	61.9	7.05	17	4.1	9	2.2	75t	37/228	87.7																																																																																																																																																																																																																																																																																																																																																																																																																																																																																																																																																																																																																																																																																																																																																																																	
OPPONENTS	561	372	4090	66.3	7.29	26	4.6	10	1.8	68t	21/148	95.7																																																																																																																																																																																																																																																																																																																																																																																																																																																																																																																																																																																																																																																																																																																																																																																	

CAROLINA PANTHERS / WEEK 18 / THROUGH SUNDAY, JANUARY 8, 2023

WON 7, LOST 10				* RUSHING		No.	Yds	Avg	Long	TD
09/11	L 24-26	Cleveland	72,205	Foreman	203	914	4.5	60	5	
09/18	L 16-19	at N.Y. Giants	73,843	Hubbard	95	466	4.9	35	2	
09/25	W 22-14	New Orleans	70,496	McCaffrey TM	85	393	4.6	49	2	
10/02	L 16-26	Arizona	69,810	Darnold	26	106	4.1	26	2	
10/09	L 15-37	San Francisco	72,321	Blackshear LG	23	77	3.3	16	3	
10/16	L 10-24	at L.A. Rams	71,482	Blackshear TM	23	77	3.3	16	3	
10/23	W 21- 3	Tampa Bay	71,941	Shenault	9	65	7.2	41t	1	
10/30	L 34-37 OT	at Atlanta	68,996	Moore	10	53	5.3	11	0	
11/06	L 21-42	at Cincinnati	66,160	Mayfield TM	16	52	3.3	17	1	
11/10	W 25-15	Atlanta	72,029	S. Brown	9	43	4.8	7	0	
11/20	L 3-13	at Baltimore	70,677	Walker	6	39	6.5	20	0	
11/27	W 23-10	Denver	70,644	Chandler	1	2	2.0	2	0	
12/11	W 30-24	at Seattle	68,672	TEAM	483	2210	4.6	60	16	
12/18	L 16-24	Pittsburgh	73,548	OPPONENTS	488	2085	4.3	52	17	
12/24	W 37-23	Detroit	69,173	* RECEIVING						
01/01	L 24-30	at Tampa Bay	69,298	Moore	63	888	14.1	62t	7	
01/08	W 10- 7	at New Orleans	70,118	McCaffrey TM	33	277	8.4	49	1	
		Car.		Marshall Jr.	28	490	17.5	43	1	
		Opp.		Shenault	27	272	10.1	67t	1	
TOTAL FIRST DOWNS										
		281	346	S. Smith	22	296	13.5	38	2	
		119	125	Thomas	21	197	9.4	50	0	
		138	194	Tremble	19	174	9.2	29t	3	
		24	27	Hubbard	14	171	12.2	45	0	
		64/202	95/231	R. Anderson TM	13	206	15.8	75t	1	
		31.7	41.1	Blackshear LG	10	93	9.3	27	0	
		12/21	8/18	Blackshear TM	10	93	9.3	27	0	
		57.1	44.4	Blackshear TM	10	93	9.3	27	0	
POSSESSION AVG.										
		28:20	31:40	Ricci	8	100	12.5	37	0	
TOTAL NET YARDS										
		5206	5953	Foreman	5	26	5.2	23	0	
		306.2	350.2	Sullivan	2	46	23.0	33	0	
		976	1103	S. Brown	2	10	5.0	9	0	
		5.3	5.4	TEAM	267	3246	12.2	75t	16	
NET YARDS RUSHING										
		2210	2085	OPPONENTS	383	4098	10.7	63t	25	
		130.0	122.6	* INTERCEPTIONS						
		483	488	Horn	3	49	16.3	31	0	
NET YARDS PASSING										
		2996	3868	Henderson	2	74	37.0	54	0	
		176.2	227.5	Jackson	2	30	15.0	30t	1	
		36/250	35/230	Luvu	1	33	33.0	33t	1	
		3246	4098	Roy	1	3	3.0	3	0	
		457/267	580/383	Der. Brown	1	0	0.0	0	0	
		58.4	66.0	TEAM	10	189	18.9	54	2	
		13	10	OPPONENTS	13	166	12.8	41t	2	
PUNTS/AVERAGE										
		81/48.5	78/45.9	* PUNTING						
NET PUNTING AVG.										
		81/44.1	78/40.8	Hekker	81	3925	48.5	44.1	6	39
PENALTIES/YARDS										
		104/862	105/866	TEAM	81	3925	48.5	44.1	6	39
FUMBLES/BALL LOST										
		29/8	16/7	OPPONENTS	78	3581	45.9	40.8	9	25
TOUCHDOWNS										
		36	44	* PUNT RETURNS	Ret	FC	Yds	Avg	Long	TD
		16	17	S. Smith	23	9	143	6.2	22	0
		16	25	Blackshear LG	6	0	55	9.2	21	0
		4	2	Blackshear TM	6	0	55	9.2	21	0
* SCORE BY PERIODS										
		Q1	Q2	Q3	Q4	OT	PTS	Roberts	4	6
		47	107	63	130	0	347	Taylor	1	0
		41	119	70	141	3	374	TEAM	34	15
* SCORING										
		TD-Ru-Pa-Rt	K-PAT	FG	S	PTS	OPPONENTS	27	31	231
		0 0 0 0	30/32	33/35	0	129	* KICKOFF RETURNS			
		7 0 7 0		0	42	Blackshear LG	19	513	27.0	66
		5 5 0 0		0	32	Blackshear TM	19	513	27.0	66
		3 3 0 0		0	18	Hubbard	5	104	20.8	36
		3 3 0 0		0	18	Shenault	3	82	27.3	36
		3 2 1 0		0	18	Roberts	2	35	17.5	18
		3 0 3 0		0	18	Sullivan	1	5	5.0	5
		2 2 0 0		0	12	Tremble	1	8	8.0	8
		2 2 0 0		0	12	TEAM	31	747	24.1	66
		2 1 1 0		0	12	OPPONENTS	33	738	22.4	50
		2 0 2 0		0	12	* FIELD GOALS	1-19	20-29	30-39	40-49
		1 0 1 0		0	6	Pineiro	0/ 0	2/ 2	16/17	13/14
		1 0 0 1		0	6	TEAM	0/ 0	2/ 2	16/17	13/14
		1 0 0 1		0	6	OPPONENTS	0/ 0	6/ 7	12/13	2/ 6
		1 0 0 1		0	6	Pineiro: (34G)(31G,32G,38G)(45G,48G,34G)(54G)				
		1 0 0 1		0	6	(41N,43G,37G,34G)(42G)(37G,42G,32N)(46G,49G,				
		1 0 1 0		0	6	40G,37G)(32G)(42G,26G,36G)(47G,32G,39G)(29G,32G,				
		1 1 0 0		0	6	52G)(37G,40G,36G)(49G)(42G)				
		36	16	4	30/32	33/35	0	347	OPP:	(26G,34G,36G,58G)(36G,33G,52G,56G)(30B,48N)
		44	17	25	2	36/40	24/33	0	374	(33G,39G)(49G,43B)(21G)(27G)(30G,34G,41G)(48N)
		2-Pt Conv: Foreman, TM 1-4, OPP 1-4 (33G)(32G,37G)(27G,56N)(27G)(50G)(34G)(53N,22G,26B)(44N,55B)								
		SACKS: Burns 12.5, Luvu 7, Haynes 5, Gross-Matos 2.5, Barno 2, Wilson 2, Der. Brown 1, Chinn 1, Ioannidis 1, Thompson 0.5, Littleton 0.5, TM 35, OPP 36								
		FUM/LOST: Darnold 6/2, Mayfield(TM) 6/1, S. Smith 4/1, Hubbard 2/1, Marshall Jr. 2/0, R. Anderson(TM) 1/1, Blackshear(TM) 1/1, Blackshear(LG) 1/1, Elflein 1/0, Foreman 1/0, Thompson 1/0, Gross-Matos 1/0, Roberts 1/0, Taylor 1/0, Tremble 1/1								

* PASSING		Att	Cmp	Yds	Cmp%	Yds/Att	TD	TD%	Int	Int%	Long	Sack/Lost	Rating
Mayfield	TM	206	119	1313	57.8	6.37	6	2.9	6	2.9	75t	19/ 126	74.4
Darnold		140	82	1143	58.6	8.16	7	5.0	3	2.1	52	10/ 78	92.6
Walker		106	63	731	59.4	6.90	3	2.8	3	2.8	62t	7/ 46	78.0
Eason	TM	5	3	59	60.0	11.80	0	0.0	1	20.0	49	0/ 0	61.7
TEAM		457	267	3246	58.4	7.10	16	3.5	13	2.8	75t	36/ 250	80.2
OPPONENTS		580	383	4098	66.0	7.07	25	4.3	10	1.7	63t	35/ 230	93.7

CHICAGO BEARS / WEEK 18 / THROUGH SUNDAY, JANUARY 8, 2023

* RUSHING										No.	Yds	Avg	Long	TD					
WON 3, LOST 14																			
09/11 W 19-10	San Francisco	62,159	Fields	160	1143	7.1	67t	8											
09/18 L 10-27	at Green Bay	78,350	Montgomery	201	801	4.0	28	5											
09/25 W 23-20	Houston	60,592	Herbert	129	731	5.7	63	4											
10/02 L 12-20	at N.Y. Giants	74,044	V. Jones	9	103	11.4	42t	1											
10/09 L 22-29	at Minnesota	66,929	Evans	14	64	4.6	21	0											
10/13 L 7-12	Washington	61,873	Claypool LG	9	59	6.6	15	0											
10/24 W 33-14	at New England	65,878	Claypool TM	1	4	4.0	4	0											
10/30 L 29-49	at Dallas	93,767	Ebner	24	54	2.3	11	0											
11/06 L 32-35	Miami	62,377	St. Brown	6	54	9.0	41	0											
11/13 L 30-31	Detroit	61,817	Pettis	2	37	18.5	29	0											
11/20 L 24-27	at Atlanta	69,757	Kmet	2	9	4.5	8	0											
11/27 L 10-31	at N.Y. Jets	77,963	Siemian	4	8	2.0	6	0											
12/04 L 19-28	Green Bay	61,233	Peterman	2	7	3.5	6	0											
12/18 L 20-25	Philadelphia	48,423	Mooney	1	2	2.0	2	0											
12/24 L 13-35	Buffalo	59,929	Smith-Marsette TM	1	-1	-1.0	-1	0											
01/01 L 10-41	at Detroit	66,169	Boyle LG	2	-2	-1.0	-1	0											
01/08 L 13-29	Minnesota	60,007	Boyle TM	2	-2	-1.0	-1	0											
	Chi.	Opp.	TEAM	558	3014	5.4	67t	18											
TOTAL FIRST DOWNS	278	361	OPPONENTS	542	2674	4.9	58	31											
Rushing	148	151	* RECEIVING																
Passing	109	184	Kmet	50	544	10.9	50t	7											
Penalty	21	26	Claypool LG	46	451	9.8	31	1											
3rd Down: Made/Att	90/220	100/204	Claypool TM	14	140	10.0	31	0											
3rd Down Pct.	40.9	49.0	Mooney	40	493	12.3	56	2											
4th Down: Made/Att	8/25	6/15	Montgomery	34	316	9.3	32	1											
4th Down Pct.	32.0	40.0	St. Brown	21	323	15.4	56	1											
POSSESSION AVG.	29:31	30:29	Pettis	19	245	12.9	51t	3											
TOTAL NET YARDS	5233	6390	Pringle	10	135	13.5	35t	2											
Avg. Per Game	307.8	375.9	Herbert	9	57	6.3	25t	1											
Total Plays	993	1043	Harry	7	116	16.6	49	1											
Avg. Per Play	5.3	6.1	V. Jones	7	107	15.3	44	1											
NET YARDS RUSHING	3014	2674	Griffin	4	26	6.5	18	0											
Avg. Per Game	177.3	157.3	Wesco	2	26	13.0	23	0											
Total Rushes	558	542	Webster	2	14	7.0	8	0											
NET YARDS PASSING	2219	3716	Ebner	2	8	4.0	6	0											
Avg. Per Game	130.5	218.6	Evans	1	33	33.0	33	0											
Sacked/Yards Lost	58/379	20/124	Smith-Marsette TM	1	15	15.0	15	0											
Gross Yards	2598	3840	TEAM	223	2598	11.7	56	19											
Att./Completions	377/223	481/323	OPPONENTS	323	3840	11.9	68	22											
Completion Pct.	59.2	67.2	* INTERCEPTIONS																
Had Intercepted	15	14	E. Jackson	4	44	11.0	26	0											
PUNTS/AVERAGE	67/45.3	51/48.7	Gordon	3	78	26.0	42	0											
NET PUNTING AVG.	67/40.3	51/42.9	Smith TM	2	22	11.0	18	0											
PENALTIES/YARDS	80/754	84/647	Houston-Carson	1	18	18.0	18	0											
FUMBLES/BALL LOST	33/10	25/9	Vildor	1	18	18.0	18	0											
TOUCHDOWNS	37	57	Stroman	1	10	10.0	10	0											
Rushing	18	31	Brisker	1	6	6.0	6	0											
Passing	19	22	Morrow	1	5	5.0	5	0											
Returns	0	4	Lewis LG	1	0	0.0	0	0											
* SCORE BY PERIODS	Q1	Q2	Q3	Q4	OT	PTS	TEAM	14	201	14.4	42	0							
TEAM	79	99	87	61	0	326	OPPONENTS	15	93	6.2	28	1							
OPPONENTS	81	175	104	103	0	463	* PUNTING												
* SCORING	TD-Ru	Pa-Rt	K-PAT	FG	S	PTS	Gill	66	3038	46.0	40.3	3	20	63	1				
Santos	0	0	0	0	27/32	21/23	0	90	TEAM	67	3038	45.3	40.3	3	20	63	1		
Fields	8	8	0	0	0	0	48	OPPONENTS	51	2485	48.7	42.9	5	15	83	0			
Kmet	7	0	7	0	0	0	42	* PUNT RETURNS											
Montgomery	6	5	1	0	0	0	36	Pettis	18	8	163	9.1	27	0					
Herbert	5	4	1	0	0	0	30	V. Jones	5	1	35	7.0	19	0					
Pettis	3	0	3	0	0	0	18	Ebner	0	1	0	---	---	0					
Badgley TM	0	0	0	0	0/0	4/4	0	12	TEAM	23	10	198	8.6	27	0				
V. Jones	2	1	1	0	0	0	12	OPPONENTS	31	20	281	9.1	31	0					
Mooney	2	0	2	0	0	0	12	* KICKOFF RETURNS											
Pringle	2	0	2	0	0	0	12	V. Jones	22	607	27.6	63	0						
Claypool LG	1	0	1	0	0	0	6	Ebner	10	226	22.6	30	0						
Harry	1	0	1	0	0	0	6	Herbert	5	146	29.2	50	0						
St. Brown	1	0	1	0	0	0	6	Smith-Marsette TM	1	17	17.0	17	0						
Wesco	0	0	0	0	0	0	2	TEAM	38	996	26.2	63	0						
TEAM	37	18	19	0	27/32	25/27	0	326	OPPONENTS	32	823	25.7	103t	1					
OPPONENTS	57	31	22	4	50/52	21/29	0	463	* FIELD GOALS										
2-Pt Conv: Wesco, TM 1-5, OPP 4-5												Santos	0/0	4/4	7/7	6/7	4/5		
SACKS: Brisker 4, Gipson 3, Ju. Jones 3, Smith TM 2.5, Sanborn 2, Robinson 1.5, Lewis LG 1, Muhammad 1, Quinn TM 1, J. Thomas 1, Watts 1, TM 20, OPP 58												Badgley TM	0/0	2/2	1/1	1/1	0/0		
FUM/LOST: Fields 16/2, V. Jones 3/3, Ebner 2/1, Montgomery 2/2, Mustipher 2/0, Claypool(LG) 1/1, Claypool(TM) 1/1, Gill 1/0, Jenkins 1/0, Kmet 1/0, Pettis 1/0, Smith-Marsette(TM) 1/1, St. Brown 1/0, Webster 1/0												TEAM	0/0	6/6	8/8	7/8	4/5		
												OPPONENTS	0/0	8/9	4/7	6/7	3/6		
												Santos: () (44G) (47G,50G,30G) () (50G,43G,51G) () (42G,23G,38G,50G) (36G) (32G) (33G) (41G,56N) (22G) (40G,28G,40B) () (37G,35G) (23G) ()							
												TM: () (44G) (47G,50G,30G) (29G,22G,40G,35G) (50G,43G,51G) () (42G,23G,38G,50G) (36G) (32G) (33G) (41G,56N) (22G) (40G,28G,40B) () (37G,35G) (23G) ()							
												OPP: (25G) (40G,28G) (39G,23G) (44G,43G,37N) (53N,							

51B)(38G,28G,48N)()(29N)(25G)(40G,53G)(57G,
 53N)(24G,32G)(32G,38N)(38N)(23G,41G)(28G,50G,41G)

* PASSING

		Att	Cmp	Yds	Cmp%	Yds/Att	TD	TD%	Int	Int%	Long	Sack/Lost	Rating
Fields		318	192	2242	60.4	7.05	17	5.3	11	3.5	56	55/ 359	85.2
Siemian		26	15	184	57.7	7.08	1	3.8	1	3.8	33	2/ 14	76.4
Peterman		25	14	139	56.0	5.56	1	4.0	1	4.0	28	1/ 6	68.6
Boyle	LG	8	2	33	25.0	4.13	0	0.0	2	25.0	17	0/ 0	4.7
Boyle	TM	8	2	33	25.0	4.13	0	0.0	2	25.0	17	0/ 0	4.7
Claypool	LG	1	1	1	100.0	1.00	1	100.0	0	0.0	1t	0/ 0	118.8
TEAM		377	223	2598	59.2	6.89	19	5.0	15	4.0	56	58/ 379	80.3
OPPONENTS		481	323	3840	67.2	7.98	22	4.6	14	2.9	68	20/ 124	94.4

DALLAS COWBOYS / WEEK 18 / THROUGH SUNDAY, JANUARY 8, 2023

WON 12, LOST 5										* RUSHING																	
					No.	Yds	Avg		Long	TD						No.	Yds	Avg		Long	TD						
09/11	L	3-19	Tampa Bay	93,797	Pollard	193	1007	5.2	57t	9																	
09/18	W	20-17	Cincinnati	92,944	Elliott	231	876	3.8	27	12																	
09/26	W	23-16	at N.Y. Giants	79,445	Prescott	45	182	4.0	25	1																	
10/02	W	25-10	Washington	92,946	Davis	38	161	4.2	23t	1																	
10/09	W	22-10	at L.A. Rams	74,154	Lamb	10	47	4.7	14	0																	
10/16	L	17-26	at Philadelphia	69,879	Turpin	3	17	5.7	11	0																	
10/23	W	24- 6	Detroit	93,487	C. Rush	9	6	0.7	6	0																	
10/30	W	49-29	Chicago	93,767	Hendershot	1	2	2.0	2t	1																	
11/13	L	28-31	OT at Green Bay	78,433	Anger	1	0	0.0	0	0																	
11/20	W	40- 3	at Minnesota	66,992	TEAM	531	2298	4.3	57t	24																	
11/24	W	28-20	N.Y. Giants	93,568	OPPONENTS	497	2198	4.4	36t	9																	
12/04	W	54-19	Indianapolis	93,086	* RECEIVING										No.	Yds	Avg		Long	TD							
12/11	W	27-23	Houston	93,843	Lamb	107	1359	12.7	39	9																	
12/18	L	34-40	OT at Jacksonville	69,050	Schultz	57	577	10.1	30	5																	
12/24	W	40-34	Philadelphia	93,754	N. Brown	43	555	12.9	51	3																	
12/29	W	27-13	at Tennessee	69,292	Gallup	39	424	10.9	27	4																	
01/08	L	6-26	at Washington	62,814	Pollard	39	371	9.5	68t	3																	
					Dal.					Opp.																	
TOTAL FIRST DOWNS										347	327	Elliott		17	92	5.4		31	0								
Rushing										129	119	Hendershot		11	103	9.4		29	2								
Passing										194	174	Hilton		7	121	17.3		52	0								
Penalty										24	34	Davis		6	63	10.5		18	0								
3rd Down: Made/Att										105/231	87/231	Fehoko		3	24	8.0		12	0								
3rd Down Pct.										45.5	37.7	Houston		2	16	8.0		11	0								
4th Down: Made/Att										10/19	12/22	Tolbert		2	12	6.0		8	0								
4th Down Pct.										52.6	54.5	McKeon		2	11	5.5		10	0								
POSSESSION AVG.										29:21	30:39	Turpin		1	9	9.0		9	0								
TOTAL NET YARDS										6034	5613	TEAM		355	3911	11.0		68t	28								
Avg. Per Game										354.9	330.2	OPPONENTS		345	3767	10.9		75t	23								
Total Plays										1114	1101	* INTERCEPTIONS															
Avg. Per Play										5.4	5.1	Bland		5	19	3.8		15	0								
NET YARDS RUSHING										2298	2198	Hooker		3	29	9.7		26	0								
Avg. Per Game										135.2	129.3	Diggs		3	10	3.3		7	0								
Total Rushes										531	497	Kearse		1	2	2.0		2	0								
NET YARDS PASSING										3736	3415	Lewis		1	0	0.0		0	0								
Avg. Per Game										219.8	200.9	Mukuamu		1	0	0.0		0	0								
Sacked/Yards Lost										27/175	54/352	Wilson		1	0	0.0		0	0								
Gross Yards										3911	3767	Wright		1	0	0.0		0	0								
Att./Completions										556/355	550/345	TEAM		16	60	3.8		26	0								
Completion Pct.										63.8	62.7	OPPONENTS		18	354	19.7		52t	3								
Had Intercepted										18	16	* PUNTING															
PUNTS/AVERAGE										68/48.4	71/46.1	Anger		68	3291	48.4		42.8	6	27	83	0					
NET PUNTING AVG.										68/42.8	71/40.1	TEAM		68	3291	48.4		42.8	6	27	83	0					
PENALTIES/YARDS										104/842	98/851	OPPONENTS		71	3273	46.1		40.1	6	29	63	1					
FUMBLES/BALL LOST										14/5	28/17	* PUNT RETURNS															
TOUCHDOWNS										55	35	Turpin		29	26	303		10.4	52	0							
Rushing										24	9	TEAM		29	26	303		10.4	52	0							
Passing										28	23	OPPONENTS		32	23	258		8.1	20	0							
Returns										3	3	* KICKOFF RETURNS															
* SCORE BY PERIODS										Q1	Q2	Q3	Q4	OT	PTS	Turpin		21	508	24.2		63	0				
TEAM										91	133	106	137	0	467	Hendershot		1	18	18.0		18	0				
OPPONENTS										58	129	79	67	9	342	TEAM		22	526	23.9		63	0				
* SCORING										TD-Ru-Pa-Rt	K-PAT	FG	S	PTS	OPPONENTS		21	509	24.2		34	0					
Maher										0	0	0	0	50/53	29/32	0	137	* FIELD GOALS									
Elliott										12	12	0	0	0	72	Maher		0/ 0	9/ 9	5/ 5		6/ 7	9/11				
Pollard										12	9	3	0	0	72	TEAM		0/ 0	9/ 9	5/ 5		6/ 7	9/11				
Lamb										9	0	9	0	0	54	OPPONENTS		0/ 0	8/ 8	6/ 8		11/12	9/12				
Schultz										5	0	5	0	0	30	Maher: (51G)(54G,50G)(26G,28G,59N,44G)(53G,45G,											
Gallup										4	0	4	0	0	24	28G,29G)(33G,40G,36G)(30G,59N)(22G)(())(27G,53G,											
N. Brown										3	0	3	0	0	18	60G,50G)(46N)(())(33G,53G)(24G,53G)(21G,44G,48G,											
Hendershot										3	1	2	0	0	18	26G)(36G,45G)(())											
Ferguson										2	0	2	0	0	12	OPP: (44G,38G,36N,29G,47G)(43G,50G,46G)(47B,42G,											
Davis										1	1	0	0	0	6	51G,51G)(45G)(29G,51N)(51G,34G)(40G,53G)(36G)											
Hooker										1	0	0	1	0	6	(54N,28G)(25G)(57G,47G)(52G,34G)(43G,50G,54G)											
Lawrence										1	0	0	1	0	6	(33G,48G)(25G,47G)(37G,29G)(31N,52N,29G,22G)											
Parsons										1	0	0	1	0	6	SACKS: Parsons 13.5, Armstrong 8.5, Fowler 6,											
Prescott										1	1	0	0	0	6	Lawrence 6, Wilson 5, Odighizuwa 4,											
TEAM										55	24	28	3	50/53	29/32	0	467	Williams 4, Kearse 2, Barr 1, Gallimore 1,									
OPPONENTS										35	9	23	3	28/29	34/40	0	342	Golston 1, Lewis 1, Vander Esch 1, TM 54, OPP 27									
2-Pt Conv: TM 0-2, OPP 1-5										FUM/LOST: Prescott 4/1, Turpin 3/2, C. Rush 2/0, Anger 1/0, Armstrong 1/0, N. Brown 1/1, Hendershot 1/0, Schultz 1/1																	
* PASSING										Att	Cmp	Yds	Cmp%	Yds/Att	TD	TD%	Int	Int%	Long	Sack/Lost	Rating						
Prescott										394	261	2860	66.2	7.26	23	5.8	15	3.8	68t	20/ 126	91.1						
C. Rush										162	94	1051	58.0	6.49	5	3.1	3	1.9	46	7/ 49	80.0						
TEAM										556	355	3911	63.8	7.03	28	5.0	18	3.2	68t	27/ 175	87.9						
OPPONENTS										550	345	3767	62.7	6.85	23	4.2	16	2.9	75t	54/ 352	84.7						

Melifonwu 0.5, TM 39, OPP 24

TM: () (35G,48G) (48N,40G,54N) (49G) () (40G,53G)
(42G,26G) () (25G) (24G) (29N,51G) (45G,47G,38G,44G)
(47N,41G,49G) (31G,34G,54N) (34G) (23G,41G) (37G,
46N,33G)
OPP: (23G) () (56N,56N) (56G,39N,25G) (37G,32G,44G,
37G,29G) (22G) (45G) (25G) (33G) () (47G,45G) (31G,42G)
(41G) (34G,58N) (37G,40G,36G) (23G) (22G,49G,48G,
53N)

FUM/LOST: Goff 7/4, Raymond 3/1,
Jama. Williams 3/2, Daly 1/0, Moore(LG) 1/1,
Moore(TM) 1/1, Swift 1/0

* PASSING	Att	Cmp	Yds	Cmp%	Yds/Att	TD	TD%	Int	Int%	Long	Sack/Lost	Rating
Goff	587	382	4438	65.1	7.56	29	4.9	7	1.2	81	23/ 156	99.3
Fox	1	1	6	100.0	6.00	0	0.0	0	0.0	6	0/ 0	91.7
Sudfeld	0	0	0	---	---	0	---	0	---	---	1/ 7	---
TEAM	588	383	4444	65.1	7.56	29	4.9	7	1.2	81	24/ 163	99.3
OPPONENTS	560	353	4446	63.0	7.94	26	4.6	12	2.1	54	39/ 267	94.2

GREEN BAY PACKERS / WEEK 18 / THROUGH SUNDAY, JANUARY 8, 2023

Table with columns for game dates, opponents, scores, and player statistics. Includes sections for Rushing, Receiving, Passing, and other performance metrics for both teams.

* PASSING	Att	Cmp	Yds	Cmp%	Yds/Att	TD	TD%	Int	Int%	Long	Sack/Lost	Rating
Aa. Rodgers	542	350	3695	64.6	6.82	26	4.8	12	2.2	58t	32/ 258	91.1
Love	21	14	195	66.7	9.29	1	4.8	0	0.0	63t	0/ 0	112.2
TEAM	563	364	3890	64.7	6.91	27	4.8	12	2.1	63t	32/ 258	91.9
OPPONENTS	478	314	3553	65.7	7.43	22	4.6	17	3.6	84t	34/ 204	88.3

* PASSING		Att	Cmp	Yds	Cmp%	Yds/Att	TD	TD%	Int	Int%	Long	Sack/Lost	Rating
Mayfield	LG	335	201	2163	60.0	6.46	10	3.0	8	2.4	75t	36/ 217	79.0
Mayfield	TM	129	82	850	63.6	6.59	4	3.1	2	1.6	39	17/ 91	86.4
Stafford		303	206	2087	68.0	6.89	10	3.3	8	2.6	75t	29/ 208	87.4
Wolford		62	38	390	61.3	6.29	1	1.6	3	4.8	30	7/ 49	64.6
Perkins		34	19	161	55.9	4.74	1	2.9	2	5.9	20	6/ 50	53.7
Dixon		2	2	18	100.0	9.00	0	0.0	0	0.0	12	0/ 0	104.2
Kupp		1	0	0	0.0	0.00	0	0.0	0	0.0	---	0/ 0	39.6
TEAM		531	347	3506	65.3	6.60	16	3.0	15	2.8	75t	59/ 398	82.3
OPPONENTS		556	375	4092	67.4	7.36	23	4.1	16	2.9	57t	38/ 250	90.8

MINNESOTA VIKINGS / WEEK 18 / THROUGH SUNDAY, JANUARY 8, 2023

WON 13, LOST 4			* RUSHING			No.	Yds	Avg	Long	TD				
09/11	W 23-7	Green Bay	66,959	Cook	264	1173	4.4	81t	8					
09/19	L 7-24	at Philadelphia	69,879	Mattison	74	283	3.8	15	5					
09/25	W 28-24	Detroit	66,638	Cousins	31	97	3.1	19	2					
10/02	W 28-25	at New Orleans	60,639	Reagor	4	25	6.3	17	0					
10/09	W 29-22	Chicago	66,929	Jefferson	4	24	6.0	10	1					
10/16	W 24-16	at Miami	66,100	Chandler	6	20	3.3	10	0					
10/30	W 34-26	Arizona	66,742	Nwangwu	9	14	1.6	8	0					
11/06	W 20-17	at Washington	58,651	Mullens	4	8	2.0	4	0					
11/13	W 33-30 OT	at Buffalo	70,844	Ham	4	7	1.8	3t	2					
11/20	L 3-40	Dallas	66,992	Osborn	3	6	2.0	5	0					
11/24	W 33-26	New England	66,918	Thielen	1	4	4.0	4	0					
12/04	W 27-22	N.Y. Jets	66,973	TEAM	404	1661	4.1	81t	18					
12/11	L 23-34	at Detroit	66,374	OPPONENTS	463	2093	4.5	48	18					
12/17	W 39-36 OT	Indianapolis	66,801	* RECEIVING	No. Yds Avg Long TD									
12/24	W 27-24	N.Y. Giants	66,919	Jefferson	128	1809	14.1	64	8					
01/01	L 17-41	at Green Bay	78,190	Hockenson LG	86	914	10.6	81	6					
01/08	W 29-13	at Chicago	60,007	Hockenson TM	60	519	8.7	21	3					
		Minn.		Thielen	70	716	10.2	36	6					
		Opp.		Osborn	60	650	10.8	66	5					
TOTAL FIRST DOWNS														
			382	359	Cook	39	295	7.6	64t	2				
			Rushing	93	113	I. Smith	25	182	7.3	17	2			
			Passing	244	224	Mundt	19	140	7.4	17	1			
			Penalty	45	22	Mattison	15	91	6.1	16	1			
			3rd Down: Made/Att	93/226	82/215	Ham	10	86	8.6	17	0			
			3rd Down Pct.	41.2	38.1	Nailor	9	179	19.9	47t	1			
			4th Down: Made/Att	9/19	11/29	Reagor	8	104	13.0	38	1			
			4th Down Pct.	47.4	37.9	Ellefson	3	26	8.7	12	0			
POSSESSION AVG. 29:28 30:32														
TOTAL NET YARDS 6145 6608														
			Avg. Per Game	361.5	388.7	TEAM	448	4818	10.8	66	30			
			Total Plays	1123	1118	OPPONENTS	408	4756	11.7	68t	23			
			Avg. Per Play	5.5	5.9	* INTERCEPTIONS	No. Yds Avg Long TD							
NET YARDS RUSHING 1661 2093														
			Avg. Per Game	97.7	123.1	Peterson	5	92	18.4	39	0			
			Total Rushes	404	463	H. Smith	5	58	11.6	35	0			
NET YARDS PASSING 4484 4515														
			Avg. Per Game	263.8	265.6	Bynum	2	17	8.5	12	0			
			Sacked/Yards Lost	47/334	38/241	Hicks	1	19	19.0	19	0			
			Gross Yards	4818	4756	Metellus	1	0	0.0	0	0			
			Att./Completions	672/448	617/408	Shelley	1	0	0.0	0	0			
			Completion Pct.	66.7	66.1	TEAM	15	186	12.4	39	0			
			Had Intercepted	15	15	OPPONENTS	15	290	19.3	75t	2			
* PUNTING														
						Wright	73	3457	47.4	42.5	1	32	73	1
PUNTS/AVERAGE 74/46.7 60/44.4														
NET PUNTING AVG. 74/42.5 60/40.6														
PENALTIES/YARDS 88/684 111/926														
* PUNT RETURNS														
							Ret	FC	Yds	Avg	Long	TD		
FUMBLES/BALL LOST 18/8 20/10														
TOUCHDOWNS 50 45														
			Rushing	18	18	TEAM	26	14	167	6.4	25	0		
			Passing	30	23	OPPONENTS	38	22	293	7.7	35	0		
			Returns	2	4	* KICKOFF RETURNS	No. Yds Avg Long TD							
						Nwangwu	35	920	26.3	97t	1			
* SCORE BY PERIODS														
			Q1	Q2	Q3	Q4	OT	PTS	Mundt	1	0	0.0	0	0
TEAM 78 110 61 169 6 424														
TEAM 36 920 25.6 97t 1														
OPPONENTS 95 132 109 91 0 427														
OPPONENTS 34 890 26.2 105t 1														
* SCORING														
			TD-Ru-Pa-Rt	K-PAT	FG	S	PTS	* FIELD GOALS	1-19	20-29	30-39	40-49	50+	
Joseph	0	0	0	0	40/46	26/33	0	118	Joseph	0/0	10/10	5/5	7/8	4/10
Cook	10	8	2	0			0	60	TEAM	0/0	10/10	5/5	7/8	4/10
Jefferson	9	1	8	0			0	56	OPPONENTS	0/0	9/9	6/6	13/16	10/13
Hockenson LG	6	0	6	0			0	40	Joseph: (28G,56G,29G)()	(56N,56N)	(28G,36G,24G,			
Hockenson TM	3	0	3	0			0	20	46G,47G)	(53N,51B)	(34G)(56B)	(25G,28G)	(27G,33G)	
Thielen	6	0	6	0			0	38	(25G)	(30G,36G)	(51G,41G)	(41G)(40G)	(40G,61G)	(21G,
Mattison	6	5	1	0			0	36	46N,50N)	(28G,50G,41G)				
Osborn	5	0	5	0			0	30	OPP: ()	(38G,41B)	(48N,40G,54N)	(60G,61N)	(50G,43G,	
Cousins	2	2	0	0			0	12	51G)	(44G,52N)	(44G,34G)	(44G)	(34G,45G,29G)	(27G,
Ham	2	2	0	0			0	12	53G,60G,50G)	(34G,46G,23G,25G)	(48G,60G,36G,30G,			
I. Smith	2	0	2	0			0	12	26G)	(47N,41G,49G)	(26G,28G,49G,27G,52G)	(44G,44G,		
Kendricks	1	0	0	1			0	6	55G)	(26G,56G)	()			
Mundt	1	0	1	0			0	6	SACKS: Hunter	10.5,	Z. Smith	10,	Jones II	4,
Nailor	1	0	1	0			0	6	Wonnum	4,	Hicks	3,	Tomlinson	2.5,
Nwangwu	1	0	0	1			0	6	Blacklock	1,	Kendricks	1,	Tonga	LG
Reagor	1	0	1	0			0	6	Tonga	TM	0.5,	TM	38,	OPP
TEAM	50	18	30	2	40/46	26/33	0	424	FUM/LOST: Cousins	7/3,	Cook	4/4,	Reagor	4/0,
OPPONENTS	45	18	23	4	39/39	38/44	0	427	Hockenson(LG)	1/1,	Hockenson(TM)	1/1,		
2-Pt Conv: Hockenson(LG) 2, Hockenson(TM), Osborn 1/0, I. Smith 1/0														
Jefferson, Thielen, TM 3-4, OPP 2-6														
* PASSING														
			Att	Cmp	Yds	Cmp%	Yds/Att	TD	TD%	Int	Int%	Long	Sack/Lost	Rating
Cousins			643	424	4547	65.9	7.07	29	4.5	14	2.2	66	46/ 329	92.5
Mullens			25	21	224	84.0	8.96	1	4.0	1	4.0	37	0/ 0	100.7
Jefferson			2	2	34	100.0	17.00	0	0.0	0	0.0	23	0/ 0	118.8
Wright			2	1	13	50.0	6.50	0	0.0	0	0.0	13	0/ 0	70.8
Cook			0	0	0	---	---	0	---	0	---	---	1/ 5	---
TEAM			672	448	4818	66.7	7.17	30	4.5	15	2.2	66	47/ 334	93.1

OPPONENTS

617 408 4756 66.1 7.71 23 3.7 15 2.4 68t 38/ 241 91.6

NEW ORLEANS SAINTS / WEEK 18 / THROUGH SUNDAY, JANUARY 8, 2023

WON 7, LOST 10										* RUSHING								
										No.	Yds	Avg	Long	TD				
09/11	W	27-26	at Atlanta	70,078	Kamara	223	897	4.0	27	2								
09/18	L	10-20	Tampa Bay	70,040	Hill	96	575	6.0	60t	7								
09/25	L	14-22	at Carolina	70,496	Benjamin LG	77	313	4.1	45	2								
10/02	L	25-28	Minnesota	60,639	Benjamin TM	4	13	3.3	8	0								
10/09	W	39-32	Seattle	70,003	Ingram	62	233	3.8	14	1								
10/16	L	26-30	Cincinnati	70,004	Murray TM	11	57	5.2	10	1								
10/20	L	34-42	at Arizona	63,290	Shaheed	4	57	14.3	44t	1								
10/30	W	24- 0	Las Vegas	70,009	Dalton	30	54	1.8	14	0								
11/07	L	13-27	Baltimore	70,010	Washington	11	38	3.5	8	0								
11/13	L	10-20	at Pittsburgh	66,544	D. Johnson	12	24	2.0	5	0								
11/20	W	27-20	L.A. Rams	70,025	J. Winston	5	16	3.2	6	0								
11/27	L	0-13	at San Francisco	71,275	Prentice	4	9	2.3	3	0								
12/05	L	16-17	at Tampa Bay	68,709	Jones TM	2	8	4.0	6	0								
12/18	W	21-18	Atlanta	70,041	Howard	1	1	1.0	1	0								
12/24	W	17-10	at Cleveland	67,431	TEAM	465	1982	4.3	60t	12								
01/01	W	20-10	at Philadelphia	69,796	OPPONENTS	492	2218	4.5	69t	14								
01/08	L	7-10	Carolina	70,118	* RECEIVING						No.	Yds	Avg	Long	TD			
			N.O.	Opp.	Olave	72	1042	14.5	53t	4								
TOTAL FIRST DOWNS						305	319	Kamara		57	490	8.6	54	2				
Rushing						103	122	J. Johnson		42	508	12.1	41t	7				
Passing						181	159	Shaheed		28	488	17.4	68t	2				
Penalty						21	38	Landry		25	272	10.9	40	1				
3rd Down: Made/Att						88/219	97/233	Benjamin LG		25	193	7.7	22	0				
3rd Down Pct.						40.2	41.6	Benjamin TM		1	9	9.0	9	0				
4th Down: Made/Att						4/11	8/19	T. Smith		19	278	14.6	48	1				
4th Down Pct.						36.4	42.1	Trautman		18	207	11.5	22t	1				
POSSESSION AVG.						29:31	30:29	Thomas		16	171	10.7	21	3				
TOTAL NET YARDS						5674	5352	Callaway		16	158	9.9	33	1				
Avg. Per Game						333.8	314.8	Ingram		16	68	4.3	11	0				
Total Plays						1015	1076	Hill		9	77	8.6	30t	2				
Avg. Per Play						5.6	5.0	D. Johnson		4	47	11.8	21	0				
NET YARDS RUSHING						1982	2218	Prentice		3	9	3.0	4	0				
Avg. Per Game						116.6	130.5	White		2	74	37.0	64	0				
Total Rushes						465	492	Kirkwood		2	18	9.0	14	0				
NET YARDS PASSING						3692	3134	Harty		2	13	6.5	9	0				
Avg. Per Game						217.2	184.4	Vannett TM		2	13	6.5	8	0				
Sacked/Yards Lost						38/277	48/279	Jones TM		2	12	6.0	7	0				
Gross Yards						3969	3413	Murray TM		1	8	8.0	8	0				
Att./Completions						512/338	536/322	Washington		1	7	7.0	7	0				
Completion Pct.						66.0	60.1	TEAM		338	3969	11.7	68t	24				
Had Intercepted						14	7	OPPONENTS		322	3413	10.6	78t	17				
PUNTS/AVERAGE						77/46.4	80/44.5	* INTERCEPTIONS										
NET PUNTING AVG.						77/41.5	80/40.5	Mathieu		3	44	14.7	41	0				
PENALTIES/YARDS						99/841	92/798	Sorensen		2	50	25.0	36	0				
FUMBLES/BALL LOST						23/11	18/7	Lattimore		1	12	12.0	12t	1				
TOUCHDOWNS						37	36	D. Davis		1	4	4.0	4	0				
Rushing						12	14	TEAM		7	110	15.7	41	1				
Passing						24	17	OPPONENTS		14	246	17.6	68t	3				
Returns						1	5	* PUNTING										
* SCORE BY PERIODS						Q1	Q2	Q3	Q4	OT	PTS	Gillikin						
TEAM						65	90	78	97	0	330	TEAM						
OPPONENTS						64	103	57	121	0	345	OPPONENTS						
* SCORING						TD-Ru-Pa-Rt	K-PAT	FG	S	PTS	* PUNT RETURNS							
Lutz						0	0	0	0	33/33	23/31	0	102	Shaheed				
Hill						9	7	2	0	0	54	Harty						
J. Johnson						7	0	7	0	0	42	Callaway						
Olave						4	0	4	0	0	26	Landry						
Kamara						4	2	2	0	0	24	TEAM						
Shaheed						3	1	2	0	0	18	OPPONENTS						
Thomas						3	0	3	0	0	18	* KICKOFF RETURNS						
Benjamin LG						2	2	0	0	0	14	Shaheed						
Ingram						1	1	0	0	0	8	Benjamin LG						
Landry						1	0	1	0	0	8	Harty						
Callaway						1	0	1	0	0	6	Washington						
Lattimore						1	0	0	1	0	6	Hill						
Murray TM						1	1	0	0	0	6	TEAM						
T. Smith						1	0	1	0	0	6	OPPONENTS						
Trautman						1	0	1	0	0	6	* FIELD GOALS						
TEAM						37	12	24	1	33/33	23/31	0	330	Lutz				
OPPONENTS						36	14	17	5	27/30	32/35	0	345	TEAM				
2-Pt Conv: Benjamin(LG), Ingram, Landry, Olave, TM 3-4, OPP 3-6											OPPONENTS							
SACKS: Jordan 8.5, Elliss 7, D. Davis 6.5, Granderson 5.5, Onyemata 5, Street 3.5, J. Gray 2.5, Kpassagnon 2, Turner 2, Tuttle 2, Harris 1, Mathieu 1, Roach 1, Davenport 0.5, TM 48, OPP 38											Lutz: (44N,49G,51G)(31G)(30B,48N)(60G,61N)(56G)(35G,30G,37G,31G)(25G,45G)(37G,38N)(33G,37G)(44G)(46G,25G)(48N)(38G,21G,29G)() (23G)(54G,20G)(44N,55B)							
FUM/LOST: Dalton 5/1, Kamara 4/4, J. Winston 3/0, Hill 2/0, Ingram 2/2, Olave 2/2, Harty 1/1, D. Johnson 1/1, Landry 1/0, Prentice 1/0, Shaheed 1/0											OPP: (54G,50G,40G,27G,63B)(47G,47G)(45G,48G,34G)(28G,36G,24G,46G,47G)(56G,31G)(52G)(50G,28G)() (32G,41G)(33G,39N,33G,48N)(33G,58G)(24G,46G)(21G)(28G)(30G)(56G)(42G)							

* PASSING	Att	Cmp	Yds	Cmp%	Yds/Att	TD	TD%	Int	Int%	Long	Sack/Lost	Rating
Dalton	378	252	2871	66.7	7.60	18	4.8	9	2.4	64	25/ 189	95.2
J. Winston	115	73	858	63.5	7.46	4	3.5	5	4.3	51	11/ 74	79.5
Hill	19	13	240	68.4	12.63	2	10.5	0	0.0	68t	2/ 14	146.3
TEAM	512	338	3969	66.0	7.75	24	4.7	14	2.7	68t	38/ 277	93.6
OPPONENTS	536	322	3413	60.1	6.37	17	3.2	7	1.3	78t	48/ 279	83.8

NEW YORK GIANTS / WEEK 18 / THROUGH SUNDAY, JANUARY 8, 2023

WON 9, LOST 7, TIED 1										* RUSHING														
										No.	Yds	Avg	Long	TD										
09/11	W	21-20	at	Tennessee	67,805	Barkley	295	1312	4.4	68	10													
09/18	W	19-16		Carolina	73,843	Jones	120	708	5.9	25	7													
09/26	L	16-23		Dallas	79,445	Breida	54	220	4.1	18	1													
10/02	W	20-12		Chicago	74,044	Brightwell	31	141	4.5	25	1													
10/09	W	27-22	at	Green Bay	61,024	Taylor	5	70	14.0	32	0													
10/16	W	24-20		Baltimore	78,019	Webb	6	41	6.8	14t	1													
10/23	W	23-17	at	Jacksonville	65,664	Toney TM	2	23	11.5	19	0													
10/30	L	13-27	at	Seattle	68,921	James	2	6	3.0	4	0													
11/13	W	24-16		Houston	71,615	Bellinger	1	2	2.0	2t	1													
11/20	L	18-31		Detroit	76,267	W. Robinson	2	-1	-1.5	4	0													
11/24	L	20-28	at	Dallas	93,568	Gillan	2	-3	-1.5	0	0													
12/04	T	20-20	OT	Washington	76,128	TEAM	520	2519	4.8	68	21													
12/11	L	22-48		Philadelphia	81,506	OPPONENTS	469	2451	5.2	49	16													
12/18	W	20-12	at	Washington	61,917	* RECEIVING	No.	Yds	Avg	Long	TD													
12/24	L	24-27	at	Minnesota	66,919	James	57	569	10.0	33	4													
01/01	W	38-10		Indianapolis	77,399	Barkley	57	338	5.9	41	0													
01/08	L	16-22	at	Philadelphia	69,879	Slayton	46	724	15.7	55	2													
NY-G										Opp.														
TOTAL FIRST DOWNS										352	370	Hodgins LG	37	392	10.6	29	4							
Rushing										150	134	Bellinger TM	30	268	8.9	24	2							
Passing										170	200	W. Robinson	23	227	9.9	19	1							
Penalty										32	36	Breida	20	118	5.9	16	0							
3rd Down: Made/Att										78/212	72/205	Shepard	13	154	11.8	65t	1							
3rd Down Pct.										36.8	35.1	Cager LG	13	118	9.1	20	1							
4th Down: Made/Att										10/21	11/17	Cager TM	13	118	9.1	20	1							
4th Down Pct.										47.6	64.7	Sills	11	106	9.6	24	0							
POSSESSION AVG.										30:13	29:47	Hudson TM	10	132	13.2	27	0							
TOTAL NET YARDS										5676	6089	M. Johnson	9	99	11.0	18	0							
Avg. Per Game										333.9	358.2	Myarick	7	65	9.3	23	1							
Total Plays										1089	1078	Golladay	6	81	13.5	25t	1							
Avg. Per Play										5.2	5.6	Vannett LG	6	55	9.2	15	0							
NET YARDS RUSHING										2519	2451	Vannett TM	4	42	10.5	15	0							
Avg. Per Game										148.2	144.2	Brightwell	5	39	7.8	12	0							
Total Rushes										520	469	Toney TM	2	0	0.0	2	0							
NET YARDS PASSING										3157	3638	TEAM	346	3431	9.9	65t	17							
Avg. Per Game										185.7	214.0	OPPONENTS	349	3909	11.2	61	21							
Sacked/Yards Lost										49/274	41/271	* INTERCEPTIONS	No.	Yds	Avg	Long	TD							
Gross Yards										3431	3909	Love	2	44	22.0	27	0							
Att./Completions										520/346	568/349	Belton	2	0	0.0	0	0							
Completion Pct.										66.5	61.4	Collins	1	52	52.0	52t	1							
Had Intercepted										6	6	R. Williams	1	1	1.0	1	0							
PUNTS/AVERAGE										75/46.2	67/45.7	TEAM	6	97	16.2	52t	1							
NET PUNTING AVG.										75/40.1	67/41.6	OPPONENTS	6	73	12.2	38	0							
PENALTIES/YARDS										106/827	111/819	* PUNTING	No.	Yds	Avg	Net	TB	In	Lg	B				
FUMBLES/BALL LOST										19/10	28/13	Gillan	74	3463	46.8	40.1	9	26	69	1				
TOUCHDOWNS										40	37	TEAM	75	3463	46.2	40.1	9	26	69	1				
Rushing										21	16	OPPONENTS	67	3065	45.7	41.6	5	26	66	1				
Passing										17	21	* PUNT RETURNS	Ret	FC	Yds	Avg	Long	TD						
Returns										2	0	James	24	14	174	7.3	23	0						
* SCORE BY PERIODS										Q1	Q2	Q3	Q4	OT	PTS	Jackson	3	1	5	1.7	3	0		
TEAM										39	112	89	125	0	365	D. Holmes	1	0	0	0.0	0	0		
OPPONENTS										77	104	90	100	0	371	Pinnock	1	0	0	0.0	0	0		
* SCORING										TD-Ru-Pa-Rt	K-PAT	FG	S	PTS	TEAM	29	15	179	6.2	23	0			
Gano										0	0	0	0	32/34	29/32	0	119	OPPONENTS	28	24	277	9.9	46	0
Barkley										10	10	0	0	0	62	* KICKOFF RETURNS	No.	Yds	Avg	Long	TD			
Jones										7	7	0	0	0	42	Brightwell	26	555	21.3	47	0			
Hodgins LG										4	0	4	0	0	26	TEAM	26	555	21.3	47	0			
Hodgins TM										4	0	4	0	0	26	OPPONENTS	30	769	25.6	66	0			
James										4	0	4	0	0	24	* FIELD GOALS	1-19	20-29	30-39	40-49	50+			
Bellinger										3	1	2	0	0	20	Gano	0/0	2/2	9/10	10/11	8/9			
Slayton										2	0	2	0	0	12	TEAM	0/0	2/2	9/10	10/11	8/9			
Breida										1	1	0	0	0	6	OPPONENTS	0/0	12/12	11/11	9/12	5/8			
Brightwell										1	1	0	0	0	6	Gano: ()(36G,33G,52G,56G)(47B,42G,51G,51G)(44G,								
Cager LG										1	0	1	0	0	6	43G,37N)(48G,37G)(34G)(33G,33G,34G)(31G,45G)								
Cager TM										1	0	1	0	0	6	(49G)()(57G,47G)(48G,27G,58N)()(50G,50G)(44G,								
Collins										1	0	0	1	0	6	44G,55G)(36G)(24G)								
Golladay										1	0	1	0	0	6	OPP: (46G,23G,47N)(31G,32G,38G)(26G,28G,59N,44G)								
Myarick										1	0	1	0	0	6	(29G,22G,40G,35G)(46G,48G)(56N,34G,23G)(27G)								
W. Robinson										1	0	1	0	0	6	(35G,51G)(38G,34G,46G)(24G)(46N)(21G,42G,52N)								
Shepard										1	0	1	0	0	6	(29G,39G)(41G,51G)(40G,61G)(23G,48N)(32G,52G,								
Thibodeaux										1	0	0	1	0	6	39G,54G,22G)								
Webb										1	1	0	0	0	6	SACKS: Lawrence 7.5, Ojulari 5.5, Thibodeaux 4,								
TEAM										40	21	17	2	32/34	29/32	0	365	Ward 3, L. Williams 2.5, R. Anderson 2,						
OPPONENTS										37	16	21	0	34/36	37/43	1	371	McFadden 2, Ximines 2, McCloud 1.5, Pinnock 1.5,						
2-Pt Conv: Barkley, Bellinger, Hodgins(TM),										Collins 1, Crowder TM 1, Ellis 1, Fox 1,														
Hodgins(LG), TM 3-6, OPP 1-1										Gilbert 1, Love 1, McKinney 1, J. Smith 1,														
										(group) 1, J. Davis LG 0.5, J. Davis TM 0.5, TM 41, OPP 49														
FUM/LOST: Jones 6/3, James 3/3, Slayton 2/1, Taylor 2/1, Barkley 1/0, Bellinger 1/1, Gillan 1/0, Hodgins(LG) 1/1, Hodgins(TM) 1/1, Pinnock 1/0, Ximines 1/0																								

* PASSING		Att	Cmp	Yds	Cmp%	Yds/Att	TD	TD%	Int	Int%	Long	Sack/Lost	Rating
Jones		472	317	3205	67.2	6.79	15	3.2	5	1.1	65t	44/ 243	92.5
Webb		40	23	168	57.5	4.20	1	2.5	0	0.0	25t	0/ 0	75.8
Taylor		8	6	58	75.0	7.25	1	12.5	1	12.5	19t	3/ 18	94.8
Cager	LG	0	0	0	---	---	0	---	0	---	---	1/ 2	---
Cager	TM	0	0	0	---	---	0	---	0	---	---	1/ 2	---
Gillan		0	0	0	---	---	0	---	0	---	---	1/ 11	---
TEAM		520	346	3431	66.5	6.60	17	3.3	6	1.2	65t	49/ 274	91.1
OPPONENTS		568	349	3909	61.4	6.88	21	3.7	6	1.1	61	41/ 271	89.9

PHILADELPHIA EAGLES / WEEK 18 / THROUGH SUNDAY, JANUARY 8, 2023

WON 14, LOST 3				* RUSHING	No.	Yds	Avg	Long	TD				
09/11	W 38-35	at Detroit	64,537	Sanders	259	1269	4.9	40t	11				
09/19	W 24- 7	Minnesota	69,879	Hurts	165	760	4.6	42	13				
09/25	W 24- 8	at Washington	64,426	Gainwell	53	240	4.5	13	4				
10/02	W 29-21	Jacksonville	69,879	B. Scott	54	217	4.0	21	3				
10/09	W 20-17	at Arizona	63,919	Sermon	2	19	9.5	14	0				
10/16	W 26-17	Dallas	69,879	Minshew	7	3	0.4	3	1				
10/30	W 35-13	Pittsburgh	69,879	Watkins	3	1	0.3	4	0				
11/03	W 29-17	at Houston	68,831	Pascal	1	0	0.0	0	0				
11/14	L 21-32	Washington	69,879	TEAM	544	2509	4.6	42	32				
11/20	W 17-16	at Indianapolis	66,241	OPPONENTS	446	2068	4.6	50	15				
11/27	W 40-33	Green Bay	69,879	* RECEIVING	No.	Yds	Avg	Long	TD				
12/04	W 35-10	Tennessee	69,879	D. Smith	95	1196	12.6	45	7				
12/11	W 48-22	at N.Y. Giants	81,506	Brown	88	1496	17.0	78t	11				
12/18	W 25-20	at Chicago	48,423	Goedert	55	702	12.8	31	3				
12/24	L 34-40	at Dallas	93,754	Watkins	33	354	10.7	53t	3				
01/01	L 10-20	New Orleans	69,796	Gainwell	23	169	7.3	20	0				
01/08	W 22-16	N.Y. Giants	69,879	Sanders	20	78	3.9	16	0				
		Phil.	Opp.	Pascal	15	150	10.0	34t	1				
TOTAL FIRST DOWNS		385	325	Stoll	11	123	11.2	26	0				
Rushing		161	115	Calcaterra	5	81	16.2	40	0				
Passing		195	186	B. Scott	5	15	3.0	5	0				
Penalty		29	24	TEAM	350	4364	12.5	78t	25				
3rd Down: Made/Att	102/222	86/223	OPPONENTS	350	3548	10.1	63t	22					
3rd Down Pct.	45.9	38.6	* INTERCEPTIONS	No.	Yds	Avg	Long	TD					
4th Down: Made/Att	22/32	15/25	Gardner-Johnson	6	54	9.0	25	0					
4th Down Pct.	68.8	60.0	Bradberry	3	54	18.0	27t	1					
POSSESSION AVG.	30:33	29:27	Slay	3	17	5.7	19	0					
TOTAL NET YARDS	6614	5125	J. Scott	2	13	6.5	13	0					
Avg. Per Game	389.1	301.5	Sweat	1	42	42.0	42t	1					
Total Plays	1124	1072	Blankenship	1	4	4.0	4	0					
Avg. Per Play	5.9	4.8	Maddox	1	2	2.0	2	0					
NET YARDS RUSHING	2509	2068	TEAM	17	186	10.9	42t	2					
Avg. Per Game	147.6	121.6	OPPONENTS	9	110	12.2	59t	2					
Total Rushes	544	446	* PUNTING	No.	Yds	Avg	Net	TB	In	Lg	B		
NET YARDS PASSING	4105	3057	Siposs	44	2005	45.6	39.6	3	16	59	1		
Avg. Per Game	241.5	179.8	Kern	10	408	40.8	36.6	0	1	53	0		
Sacked/Yards Lost	44/259	70/491	Elliott	1	35	35.0	35.0	0	0	35	0		
Gross Yards	4364	3548	TEAM	56	2448	43.7	39.0	3	17	59	1		
Att./Completions	536/350	556/350	OPPONENTS	73	3569	48.9	43.4	4	27	67	0		
Completion Pct.	65.3	62.9	* PUNT RETURNS	Ret	FC	Yds	Avg	Long	TD				
Had Intercepted	9	17	Covey	33	18	308	9.3	27	0				
PUNTS/AVERAGE	56/43.7	73/48.9	D. Smith	2	0	15	7.5	12	0				
NET PUNTING AVG.	56/39.0	73/43.4	TEAM	35	18	323	9.2	27	0				
PENALTIES/YARDS	90/682	95/798	OPPONENTS	25	14	203	8.1	20	0				
FUMBLES/BALL LOST	23/10	22/10	* KICKOFF RETURNS	No.	Yds	Avg	Long	TD					
TOUCHDOWNS	59	40	B. Scott	15	406	27.1	66	0					
Rushing	32	15	Covey	10	206	20.6	26	0					
Passing	25	22	Watkins	5	51	10.2	17	0					
Returns	2	3	TEAM	30	663	22.1	66	0					
* SCORE BY PERIODS	Q1	Q2	Q3	Q4	OT	PTS	OPPONENTS	30	784	26.1	63	0	
TEAM	89	207	82	99	0	477	* FIELD GOALS	1-19	20-29	30-39	40-49	50+	
OPPONENTS	84	91	56	113	0	344	Elliott	0/ 0	6/ 6	8/ 9	1/ 2	5/ 6	
* SCORING	TD-Ru-Pa-Rt	K-PAT	FG	S	PTS	Dicker	TM	0/ 0	1/ 1	0/ 0	1/ 1	0/ 0	
Elliott	0 0 0 0	51/53	20/23	0	111	TEAM		0/ 0	7/ 7	8/ 9	2/ 3	5/ 6	
Hurts	13 13 0 0			0	82	OPPONENTS		0/ 0	7/ 7	8/ 8	3/ 4	4/ 6	
Brown	11 0 11 0			0	66	Elliott: (23G)(38G,41B)(32G)(28G)(1)(51G,34G)(1)							
Sanders	11 11 0 0			0	66	(54N)(1)(22G)(31G,54G)(1)(29G,39G)(32G,38N)(25G,							
D. Smith	7 0 7 0			0	42	47G)(56G)(32G,52G,39G,54G,22G)							
Gainwell	4 4 0 0			0	24	TM: (23G)(38G,41B)(32G)(28G)(42G,23G)(51G,34G)(1)							
Goedert	3 0 3 0			0	18	(54N)(1)(22G)(31G,54G)(1)(29G,39G)(32G,38N)(25G,							
B. Scott	3 3 0 0			0	18	47G)(56G)(32G,52G,39G,54G,22G)							
Watkins	3 0 3 0			0	18	OPP: (1)(1)(1)(20G,43N)(30G,59N)(38G,29G)(30G)							
Dicker TM	0 0 0 0	2/ 2	2/ 2	0	8	(44G,58G,32G,55G)(51G,36G,50N,37G)(29G,33G)(36G)							
Bradberry	1 0 0 1			0	6	(1)(21G,44G,48G,26G)(54G,20G)(24G)							
Minshew	1 1 0 0			0	6	SACKS: Reddick 16, B. Graham 11, Hargrave 11,							
Pascal	1 0 1 0			0	6	Sweat 11, Cox 7, M. Williams 4, Edwards 2,							
Sweat	1 0 0 1			0	6	White 1.5, Gardner-Johnson 1, Maddox 1,							
TEAM	59 32 25	2 53/55	22/25	0	477	McPhearson 1, Quinn LG 1, Suh 1, Tuipulotu 1,							
OPPONENTS	40 15 22	3 34/36	22/25	1	344	(group) 1, Joseph 0.5, TM 70, OPP 44							
2-Pt Conv:	Hurts 2,	TM 2-4,	OPP 1-3										
FUM/LOST:	Hurts 9/2,	Minshew 4/1,	Brown 2/2,	Covey 2/0,	Sanders 2/2,	Goedert 1/1,	Kelce 1/0,	D. Smith 1/1,	Watkins 1/1				
* PASSING	Att	Cmp	Yds	Cmp%	Yds/Att	TD	TD%	Int	Int%	Long	Sack/Lost	Rating	
Hurts	460	306	3701	66.5	8.05	22	4.8	6	1.3	68	38/ 231	101.5	
Minshew	76	44	663	57.9	8.72	3	3.9	3	3.9	78t	6/ 28	83.4	
TEAM	536	350	4364	65.3	8.14	25	4.7	9	1.7	78t	44/ 259	99.0	
OPPONENTS	556	350	3548	62.9	6.38	22	4.0	17	3.1	63t	70/ 491	81.6	

SAN FRANCISCO 49ERS / WEEK 18 / THROUGH SUNDAY, JANUARY 8, 2023

WON 13, LOST 4		* RUSHING		No.	Yds	Avg	Long	TD		
09/11	L 10-19	at Chicago	62,159	McCaffrey	LG	244	1139	4.7	49	8
09/18	W 27- 7	Seattle	71,597	McCaffrey	TM	159	746	4.7	38t	6
09/25	L 10-11	at Denver	77,021	Wilson	TM	92	468	5.1	41	2
10/03	W 24- 9	L.A. Rams	71,597	Mitchell		45	279	6.2	37	2
10/09	W 37-15	at Carolina	72,321	Mason		43	258	6.0	55	1
10/16	L 14-28	at Atlanta	69,813	Samuel		42	232	5.5	51	3
10/23	L 23-44	Kansas City	71,746	Davis-Price		34	99	2.9	20	0
10/30	W 31-14	at L.A. Rams	73,505	McCloud		4	78	19.5	71t	1
11/13	W 22-16	L.A. Chargers	71,709	Lance		16	67	4.2	13	0
11/21	W 38-10	at Arizona	78,427	Garoppolo		23	33	1.4	6	2
11/27	W 13- 0	New Orleans	71,275	Coleman		12	26	2.2	14	1
12/04	W 33-17	Miami	71,732	Juszczyk		7	26	3.7	9	1
12/11	W 35- 7	Tampa Bay	71,725	Aiyuk		2	23	11.5	16	0
12/15	W 21-13	at Seattle	68,957	Purdy		22	13	0.6	13	1
12/24	W 37-20	Washington	71,642	Gray		1	9	9.0	9	0
01/01	W 37-34 OT	at Las Vegas	62,367	J. Johnson	LG	2	3	1.5	4	0
01/08	W 38-13	Arizona	71,638	J. Johnson	TM	2	3	1.5	4	0

TOTAL FIRST DOWNS		S.F.	Opp.	TEAM	504	2360	4.7	71t	20							
Rushing		347	291	OPPONENTS	389	1321	3.4	25t	11							
Passing		132	77	* RECEIVING	No.	Yds	Avg	Long	TD							
Penalty		188	188	McCaffrey	LG	85	741	8.7	49	5						
3rd Down: Made/Att		27	26	McCaffrey	TM	52	464	8.9	38	4						
3rd Down Pct.		95/211	85/218	Aiyuk		78	1015	13.0	54	8						
4th Down: Made/Att		45.0	39.0	Kittle		60	765	12.8	54t	11						
4th Down Pct.		7/17	10/25	Samuel		56	632	11.3	57t	2						
POSSESSION AVG.		41.2	40.0	Jennings		35	416	11.9	44	1						
TOTAL NET YARDS		31:48	28:12	Juszczyk		19	200	10.5	35	1						
Avg. Per Game		6216	5110	McCloud		14	243	17.4	42	1						
Total Plays		365.6	300.6	Wilson	TM	10	91	9.1	16	0						
Avg. Per Play		1047	1026	Kroft		4	57	14.3	28	0						
NET YARDS RUSHING		5.9	5.0	Dwellely		3	105	35.0	56	1						
Avg. Per Game		2360	1321	Coleman		3	44	14.7	30	1						
Total Rushes		138.8	77.7	Mitchell		3	7	2.3	5	0						
NET YARDS PASSING		504	389	Gray		1	10	10.0	10	0						
Avg. Per Game		3856	3789	TEAM		338	4049	12.0	57t	30						
Sacked/Yards Lost		226.8	222.9	OPPONENTS		389	4096	10.5	77t	20						
Gross Yards		31/193	44/307	* INTERCEPTIONS	No.	Yds	Avg	Long	TD							
Att./Completions		4049	4096	Gipson		5	141	28.2	56	0						
Completion Pct.		512/338	593/389	Hufanga		4	61	15.3	52t	1						
Had Intercepted		66.0	65.6	J. Ward		3	0	0.0	0	0						
PUNTS/AVERAGE		9	20	Moseley		1	41	41.0	41t	1						
NET PUNTING AVG.		61/43.9	75/47.9	Odum		1	25	25.0	25	0						
PENALTIES/YARDS		61/39.7	75/42.0	Warner		1	20	20.0	20	0						
FUMBLES/BALL LOST		94/730	96/832	C. Ward		1	9	9.0	9	0						
TOUCHDOWNS		16/8	21/10	Lenoir		1	8	8.0	8	0						
Rushing		53	33	Greenlaw		1	0	0.0	0	0						
Passing		20	11	Jackson		1	0	0.0	0	0						
Returns		30	20	Womack		1	0	0.0	0	0						
* SCORE BY PERIODS		3	2	TEAM		20	305	15.3	56	2						
Q1		Q2	Q3	Q4	OT	PTS	OPPONENTS	9	75	8.3	27	0				
TEAM		81	159	98	109	3	450	* PUNTING	No.	Yds	Avg	Net	TB	In	Lg	B
OPPONENTS		64	73	73	67	0	277	Wishnowsky	61	2676	43.9	39.7	5	32	74	0

* SCORING		TD-Ru	Pa	Rt	K-PAT	FG	S	PTS	TEAM	61	2676	43.9	39.7	5	32	74	0	
Gould		0	0	0	0	50/51	27/32	0	131	OPPONENTS	75	3589	47.9	42.0	4	25	67	0
McCaffrey LG		13	8	5	0	0	0	0	78	* PUNT RETURNS	Ret	FC	Yds	Avg	Long	TD		
McCaffrey TM		10	6	4	0	0	0	0	60	McCloud	33	21	356	10.8	35	0		
Kittle		11	0	11	0	0	0	0	66	TEAM	33	21	356	10.8	35	0		
Aiyuk		8	0	8	0	0	0	0	48	OPPONENTS	17	17	153	9.0	29	0		
Samuel		5	3	2	0	0	0	0	30	* KICKOFF RETURNS	No.	Yds	Avg	Long	TD			
Coleman		2	1	1	0	0	0	0	12	McCloud	26	599	23.0	39	0			
Garoppolo		2	2	0	0	0	0	0	12	TEAM	26	599	23.0	39	0			
Juszczyk		2	1	1	0	0	0	0	12	OPPONENTS	51	1097	21.5	54	0			
McCloud		2	1	1	0	0	0	0	12	* FIELD GOALS	1-19	20-29	30-39	40-49	50+			
Mitchell		2	2	0	0	0	0	0	12	Gould	0/ 0	13/14	5/ 5	7/11	2/ 2			
Wilson TM		2	2	0	0	0	0	0	12	TEAM	0/ 0	13/14	5/ 5	7/11	2/ 2			
Dwellely		1	0	1	0	0	0	0	6	OPPONENTS	0/ 0	4/ 4	4/ 5	5/ 7	3/ 5			
Greenlaw		1	0	0	1	0	0	0	6	Gould: (25G)(20G,33G,20B)(51G)(25G,42N)(49G,43B)								
Hufanga		1	0	0	1	0	0	0	6	() (30G,50G,49G)(29G)(20G,26G,20G)(39G)(24G,46G)								
Jennings		1	0	1	0	0	0	0	6	(47G,43G,36G,48G)()(43N)(26G,23G,35G)(43G,24G,								
Mason		1	1	0	0	0	0	0	6	41N,23G)(27G)								
Moseley		1	0	0	1	0	0	0	6	OPP: ()(55G,53N)(39G,29G,26G)(41N,43G,37G,34G)								
Purdy		1	1	0	0	0	0	0	6	()(39N)()(47G,25G,40G)(40G)(48N)(43G)(55N)(38G,								
Wishnowsky		0	0	0	0	1/ 2	0/ 0	0	1	51G)()(20G,57G)()								
TEAM		53	20	30	3	51/53	27/32	0	450									
OPPONENTS		33	11	20	2	27/30	16/21	2	277	2-Pt Conv: TM 0-0, OPP 0-3								

SACKS: Bosa 18.5, Ebukam 5, Omenihu 4.5, Jackson 3, Givens 2, Hufanga 2, Warner 2, Willis 2, Flannigan-Fowles 1, Hyder 1, Lenoir 1, Ridgeway 1, Burks 0.5, Gipson 0.5, TM 44, OPP 31

FUM/LOST: Garoppolo 3/2, Samuel 3/2, McCloud 2/0, Wilson(TM) 2/2, Aiyuk 1/1, Brendel 1/0, Jennings 1/0, Kittle 1/1, Lance 1/0, McCaffrey(LG) 1/0, McCaffrey(TM) 1/0

* PASSING		Att	Cmp	Yds	Cmp%	Yds/Att	TD	TD%	Int	Int%	Long	Sack/Lost	Rating
Garoppolo		308	207	2437	67.2	7.91	16	5.2	4	1.3	57t	18/ 100	103.0
Purdy		170	114	1374	67.1	8.08	13	7.6	4	2.4	54t	11/ 84	107.3
Lance		31	15	194	48.4	6.26	0	0.0	1	3.2	44	2/ 9	55.0
Eason	LG	5	3	59	60.0	11.80	0	0.0	1	20.0	49	0/ 0	61.7
J. Johnson	LG	2	1	10	50.0	5.00	0	0.0	0	0.0	10	0/ 0	64.6
J. Johnson	TM	2	1	10	50.0	5.00	0	0.0	0	0.0	10	0/ 0	64.6
McCaffrey	LG	1	1	34	100.0	34.00	1	100.0	0	0.0	34t	0/ 0	158.3
McCaffrey	TM	1	1	34	100.0	34.00	1	100.0	0	0.0	34t	0/ 0	158.3
TEAM		512	338	4049	66.0	7.91	30	5.9	9	1.8	57t	31/ 193	102.3
OPPONENTS		593	389	4096	65.6	6.91	20	3.4	20	3.4	77t	44/ 307	82.7

SEATTLE SEAHAWKS / WEEK 18 / THROUGH SUNDAY, JANUARY 8, 2023

WON 9, LOST 8				* RUSHING	No.	Yds	Avg	Long	TD							
09/12 W 17-16	Denver	68,965	Walker		228	1050	4.6	74t	9							
09/18 L 7-27	at San Francisco	71,597	G. Smith		68	366	5.4	25	1							
09/25 L 23-27	Atlanta	68,773	Penny		57	346	6.1	41t	2							
10/02 W 48-45	at Detroit	63,920	Dallas		35	186	5.3	27	0							
10/09 L 32-39	at New Orleans	70,003	Homer		19	74	3.9	16	0							
10/16 W 19- 9	Arizona	68,867	T. Jones	LG	10	24	2.4	7	0							
10/23 W 37-23	at L.A. Chargers	70,240	T. Jones	TM	8	16	2.0	7	0							
10/30 W 27-13	N.Y. Giants	68,921	Eskridge		2	10	5.0	6	0							
11/06 W 31-21	at Arizona	63,982	Goodwin		2	5	2.5	7	0							
11/13 L 16-21	at Tampa Bay	69,811	Igwebuike		3	4	1.3	4	0							
11/27 L 34-40	OT Las Vegas	68,849	Bellore		1	3	3.0	3	0							
12/04 W 27-23	at L.A. Rams	71,802	Dickson		2	-18	-9.0	-8	0							
12/11 L 24-30	Carolina	68,672	TEAM		425	2042	4.8	74t	12							
12/15 L 13-21	San Francisco	68,957	OPPONENTS		525	2554	4.9	86t	21							
12/24 L 10-24	at Kansas City	73,331	* RECEIVING	No.	Yds	Avg	Long	TD								
01/01 W 23- 6	N.Y. Jets	68,827	Metcalfe		90	1048	11.6	54	6							
01/08 W 19-16	OT L.A. Rams	68,660	Lockett		84	1033	12.3	40t	9							
	Sea.		Opp.	Fant	50	486	9.7	51	4							
TOTAL FIRST DOWNS	346	347	Dissly		34	349	10.3	38t	3							
Rushing	106	130	Goodwin		27	387	14.3	38	4							
Passing	206	188	Walker		27	165	6.1	33	0							
Penalty	34	29	Parkinson		25	322	12.9	39	2							
3rd Down: Made/Att	76/201	96/227	Dallas		17	126	7.4	41	0							
3rd Down Pct.	37.8	42.3	Homer		16	157	9.8	27	1							
4th Down: Made/Att	12/21	11/28	Eskridge		7	58	8.3	16	0							
4th Down Pct.	57.1	39.3	Treadwell	LG	6	42	7.0	17	0							
POSSESSION AVG.	28:43	31:17	Treadwell	TM	6	42	7.0	17	0							
TOTAL NET YARDS	5976	6149	T. Jones	LG	5	30	6.0	9	0							
Avg. Per Game	351.5	361.7	T. Jones	TM	3	18	6.0	9	0							
Total Plays	1044	1117	Penny		4	16	4.0	6	0							
Avg. Per Play	5.7	5.5	Hart		3	20	6.7	15	0							
NET YARDS RUSHING	2042	2554	Young		2	24	12.0	12	0							
Avg. Per Game	120.1	150.2	C. Johnson		2	21	10.5	11	0							
Total Rushes	425	525	Mabry		1	7	7.0	7t	1							
NET YARDS PASSING	3934	3595	Igwebuike		1	3	3.0	3	0							
Avg. Per Game	231.4	211.5	TEAM		399	4282	10.7	54	30							
Sacked/Yards Lost	46/348	45/296	OPPONENTS		343	3891	11.3	81	23							
Gross Yards	4282	3891	* INTERCEPTIONS	No.	Yds	Avg	Long	TD								
Att./Completions	573/399	547/343	Woolen		6	47	7.8	40t	1							
Completion Pct.	69.6	62.7	Diggs		4	70	17.5	27	0							
Had Intercepted	12	14	Barton		2	11	5.5	10	0							
PUNTS/AVERAGE	66/48.5	62/47.2	M. Jackson		1	22	22.0	22	0							
NET PUNTING AVG.	66/44.4	62/42.9	Neal		1	13	13.0	13	0							
PENALTIES/YARDS	106/854	98/818	TEAM		14	163	11.6	40t	1							
FUMBLES/BALL LOST	19/11	24/11	OPPONENTS		12	184	15.3	31	1							
TOUCHDOWNS	44	46	* PUNTING	No.	Yds	Avg	Net	TB	In	Lg	B					
Rushing	12	21	Dickson		66	3199	48.5	44.4	3	22	68	0				
Passing	30	23	TEAM		66	3199	48.5	44.4	3	22	68	0				
Returns	2	2	OPPONENTS		62	2926	47.2	42.9	8	23	73	0				
* SCORE BY PERIODS	Q1	Q2	Q3	Q4	OT	PTS	* PUNT RETURNS	Ret	FC	Yds	Avg	Long	TD			
TEAM	97	113	69	125	3	407	Dallas	14	11	102	7.3	20	0			
OPPONENTS	85	149	61	100	6	401	Crawford	1	0	0	0.0	0	0			
* SCORING	TD-Ru-Pa-Rt	K-PAT	FG	S	PTS	Lockett		1	8	7	7.0	7	0			
Myers	0	0	0	0	41/42	34/37	0	143	TEAM	16	19	109	6.8	20	0	
Lockett	9	0	9	0	0	54	OPPONENTS	35	12	207	5.9	21	0			
Walker	9	9	0	0	0	54	* KICKOFF RETURNS	No.	Yds	Avg	Long	TD				
Metcalfe	6	0	6	0	0	36	Dallas	12	270	22.5	30	0				
Fant	4	0	4	0	0	24	Igwebuike	11	308	28.0	50	0				
Goodwin	4	0	4	0	0	24	Eskridge	7	150	21.4	29	0				
Dissly	3	0	3	0	0	18	TEAM	30	728	24.3	50	0				
Parkinson	2	0	2	0	0	12	OPPONENTS	38	794	20.9	39	0				
Penny	2	2	0	0	0	12	* FIELD GOALS	1-19	20-29	30-39	40-49	50+				
Homer	1	0	1	0	0	6	Myers	0/ 0	9/ 9	15/16	4/ 6	6/ 6				
M. Jackson	1	0	0	1	0	6	TEAM	0/ 0	9/ 9	15/16	4/ 6	6/ 6				
Mabry	1	0	1	0	0	6	OPPONENTS	0/ 0	5/ 6	8/ 8	10/11	3/ 7				
G. Smith	1	1	0	0	0	6	Myers: (49G)()	(32G,31G,25G)	(56G,39N,25G)	(56G,						
Woolen	1	0	0	1	0	6	31G)	(39G,27G,34G,32G)	(46G,34G,50G)	(35G,51G)	(49G)					
TEAM	44	12	30	2	41/42	34/37	0	407	(55G)	(24G,34G)	(41G,26G)	(27G)	(38G,51G)	(22G)	(25G,	
OPPONENTS	46	21	23	2	39/42	26/32	1	401	31G,41N,31G)	(37G,36G,22G,46N,32G)						
2-Pt Conv: TM	0-2,	OPP	3-3						OPP: (30G,40G,26G,64N)	(20G,33G,20B)	(41G,54G)					
SACKS: Nwosu	9.5,	Taylor	9.5,	Jefferson	5.5,				(49G)	(56G)	(23G)	()	(31G,45G)	()	(52N)	(36G,25G,56N)
Irvin	3.5,	Ford	3,	Mafe	3,	Barton	2,		(40G,54G,32G)	(47G,32G,39G)	(43N)	(47G)	(44G,44G,			
Bryant	2,	Harris	2,	Woods	2,	Brooks	1,		57N)	(22G,45G,38G)						
Neal	1,	(group)	1,	TM	45,	OPP	46									
FUM/LOST: G. Smith	8/4,	Lockett	2/2,	Metcalfe	2/2,	Crawford	1/1,	Dallas	1/0,	Dickson	1/1,					
Homer	1/1,	M. Jackson	1/0,	Penny	1/0,	Woolen	1/0									
* PASSING	Att	Cmp	Yds	Cmp%	Yds/Att	TD	TD%	Int	Int%	Long	Sack/Lost	Rating				
G. Smith	572	399	4282	69.8	7.49	30	5.2	11	1.9	54	46/ 348	100.9				
Dallas	1	0	0	0.0	0.00	0	0.0	1	100.0	---	0/ 0	0.0				
TEAM	573	399	4282	69.6	7.47	30	5.2	12	2.1	54	46/ 348	100.0				

OPPONENTS

547 343 3891 62.7 7.11 23 4.2 14 2.6 81 45/ 296 87.3

TAMPA BAY BUCCANEERS / WEEK 18 / THROUGH SUNDAY, JANUARY 8, 2023

WON 8, LOST 9				* RUSHING		No.	Yds	Avg	Long	TD							
09/11	W 19- 3	at Dallas	93,797	Fournette	189	668	3.5	23	3								
09/18	W 20-10	at New Orleans	70,040	R. White	129	481	3.7	35	1								
09/25	L 12-14	Green Bay	69,197	Vaughn	17	53	3.1	12	0								
10/02	L 31-41	Kansas City	68,348	Jones	5	45	9.0	15	0								
10/09	W 21-15	Atlanta	68,299	Bernard	8	28	3.5	8	0								
10/16	L 18-20	at Pittsburgh	67,307	Thompkins	2	26	13.0	17	0								
10/23	L 3-21	at Carolina	71,941	Miller	1	8	8.0	8	0								
10/27	L 22-27	Baltimore	68,912	Godwin	3	5	1.7	2	0								
11/06	W 16-13	L.A. Rams	69,019	Darden TM	1	2	2.0	2	0								
11/13	W 21-16	Seattle	69,811	Brady	29	-1	0.0	2	1								
11/27	L 17-23	OT at Cleveland	67,431	Perriman	2	-7	-3.5	0	0								
12/05	W 17-16	New Orleans	68,709	TEAM	386	1308	3.4	35	5								
12/11	L 7-35	at San Francisco	71,725	OPPONENTS	458	2052	4.5	60	12								
12/18	L 23-34	Cincinnati	69,305	* RECEIVING			No.	Yds	Avg	Long	TD						
12/25	W 19-16	OT at Arizona	63,393	Godwin	104	1023	9.8	44	3								
01/01	W 30-24	Carolina	69,298	Evans	77	1124	14.6	63t	6								
01/08	L 17-30	at Atlanta	69,276	Fournette	73	523	7.2	44	3								
		T.B.	Opp.	Gage	51	426	8.4	23	5								
TOTAL FIRST DOWNS		346	314	R. White	50	290	5.8	20	2								
	Rushing	79	103	Otton	42	391	9.3	35	2								
	Passing	240	186	Jones	24	299	12.5	48	2								
	Penalty	27	25	Miller	23	185	8.0	23	0								
	3rd Down: Made/Att	92/246	87/236	Brate	20	174	8.7	21	0								
	3rd Down Pct.	37.4	36.9	Perriman	9	110	12.2	28t	1								
	4th Down: Made/Att	15/27	14/24	Kieft	7	80	11.4	19	1								
	4th Down Pct.	55.6	58.3	Thompkins	5	32	6.4	13	0								
POSSESSION AVG.		29:12	30:48	Beasley TM	4	17	4.3	5	0								
TOTAL NET YARDS		5894	5513	Rudolph	3	28	9.3	12	1								
	Avg. Per Game	346.7	324.3	Vaughn	3	19	6.3	11	0								
	Total Plays	1159	1073	Darden TM	2	26	13.0	25	0								
	Avg. Per Play	5.1	5.1	Bernard	2	-1	-5	6	0								
NET YARDS RUSHING		1308	2052	TEAM	499	4746	9.5	63t	26								
	Avg. Per Game	76.9	120.7	OPPONENTS	364	3792	10.4	69t	29								
	Total Rushes	386	458	* INTERCEPTIONS			No.	Yds	Avg	Long	TD						
NET YARDS PASSING		4586	3461	Edwards	2	68	34.0	68t	1								
	Avg. Per Game	269.8	203.6	Murphy-Bunting	2	33	16.5	33	0								
	Sacked/Yards Lost	22/160	45/331	Dean	2	24	12.0	24	0								
	Gross Yards	4746	3792	Winfield	1	15	15.0	15	0								
	Att./Completions	751/499	570/364	C. Davis	1	0	0.0	0	0								
	Completion Pct.	66.4	63.9	Neal	1	0	0.0	0	0								
	Had Intercepted	10	10	Ryan	1	0	0.0	0	0								
PUNTS/AVERAGE		79/48.8	88/48.8	TEAM	10	140	14.0	68t	1								
NET PUNTING AVG.		79/41.6	88/43.5	OPPONENTS	10	80	8.0	39	0								
PENALTIES/YARDS		99/793	97/863	* PUNTING			No.	Yds	Avg	Net	TB	In	Lg	B			
FUMBLES/BALL LOST		17/12	25/10	Camarda	79	3859	48.8	41.6	10	22	74	0					
TOUCHDOWNS		32	41	TEAM	79	3859	48.8	41.6	10	22	74	0					
	Rushing	5	12	OPPONENTS	88	4297	48.8	43.5	4	39	68	0					
	Passing	26	29	* PUNT RETURNS			Ret	FC	Yds	Avg	Long	TD					
	Returns	1	0	Darden TM	31	18	330	10.6	24	0							
* SCORE BY PERIODS		Q1	Q2	Q3	Q4	OT	PTS	Thompkins	6	10	61	10.2	14	0			
TEAM		51	96	45	118	3	313	Delaney	1	0	0	0.0	0	0			
OPPONENTS		74	82	80	116	6	358	TEAM	38	28	391	10.3	24	0			
* SCORING		TD-Ru-Pa-Rt	K-PAT	FG	S	PTS	OPPONENTS	32	21	374	11.7	42	0				
Succop		0	0	0	0	24/25	31/38	0	117	* KICKOFF RETURNS			No.	Yds	Avg	Long	TD
Evans		6	0	6	0	0	0	36	Thompkins	12	263	21.9	54	0			
Fournette		6	3	3	0	0	0	36	R. White	11	244	22.2	30	0			
Gage		5	0	5	0	0	0	32	Darden TM	3	67	22.3	25	0			
Godwin		3	0	3	0	0	0	20	Bernard	1	14	14.0	14	0			
R. White		3	1	2	0	0	0	18	Kieft	1	7	7.0	7	0			
Jones		2	0	2	0	0	0	12	TEAM	28	595	21.3	54	0			
Otton		2	0	2	0	0	0	12	OPPONENTS	34	878	25.8	89	0			
Brady		1	1	0	0	0	0	6	* FIELD GOALS	1-19	20-29	30-39	40-49	50+			
Edwards		1	0	0	1	0	0	6	Succop	0/ 0	10/11	7/ 8	12/12	2/ 7			
Kieft		1	0	1	0	0	0	6	TEAM	0/ 0	10/11	7/ 8	12/12	2/ 7			
Perriman		1	0	1	0	0	0	6	OPPONENTS	0/ 0	7/ 7	6/ 7	4/ 4	7/ 9			
Rudolph		1	0	1	0	0	0	6	Succop: (44G,38G,36N,29G,47G)(47G,47G)(45G,45G)								
TEAM		32	5	26	1	24/25	31/38	0	313	(45G)(21G,44G)(30G,27G,54G,24G)(27G)(31G,30G,26G)(20G,52B,38G,50G)(52N)(42G)(21G)(55N)(21G,50N)(38G,35G,42G,40G)(53N,22G,26B)(41G)							
OPPONENTS		41	12	29	0	36/36	24/27	0	358	(41G,21G)(56G,53G,39G)(49G)(49G,24G,51G)							
2-Pt Conv: Gage, Godwin, TM		2-7, OPP		2-4													
SACKS: Vea 6.5, Nelson 5.5, D. White 5.5, Tryon-Shoyinka 4, Winfield 4, Nassib 3.5, Odenigbo LG 3.5, Barrett 3, David 3, Hall 2.5, Nunez-Roches 2, Avery 1, Edwards 1, Hicks 1, Senat 1, (group) 1, Neal 0.5, TM 45, OPP 22																	
FUM/LOST: Brady 5/4, R. White 3/3, Godwin 2/2, Perriman 2/1, Bernard 1/0, Delaney 1/1, Gage 1/1, Hainsey 1/0, Thompkins 1/0																	

* PASSING	Att	Cmp	Yds	Cmp%	Yds/Att	TD	TD%	Int	Int%	Long	Sack/Lost	Rating
Brady	733	490	4694	66.8	6.40	25	3.4	9	1.2	63t	22/ 160	90.7
Trask	9	3	23	33.3	2.56	0	0.0	0	0.0	9	0/ 0	42.4
Gabbert	8	6	29	75.0	3.63	1	12.5	0	0.0	13	0/ 0	119.3
Fournette	1	0	0	0.0	0.00	0	0.0	1	100.0	---	0/ 0	0.0
TEAM	751	499	4746	66.4	6.32	26	3.5	10	1.3	63t	22/ 160	89.8
OPPONENTS	570	364	3792	63.9	6.65	29	5.1	10	1.8	69t	45/ 331	92.7

WASHINGTON COMMANDERS / WEEK 18 / THROUGH SUNDAY, JANUARY 8, 2023

WON 8, LOST 8, TIED 1				* RUSHING		No.	Yds	Avg	Long	TD				
09/11	W 28-22	Jacksonville	58,192	Robinson	205	797	3.9	24	2					
09/18	L 27-36	at Detroit	57,687	Gibson	149	546	3.7	20	3					
09/25	L 8-24	Philadelphia	64,426	Samuel	38	187	4.9	21	1					
10/02	L 10-25	at Dallas	92,946	Williams	37	152	4.1	23	0					
10/09	L 17-21	Tennessee	51,836	Heinicke	28	96	3.4	15	1					
10/13	W 12- 7	at Chicago	61,873	McKissic	22	95	4.3	33	0					
10/23	W 23-21	Green Bay	60,427	Wentz	22	86	3.9	18	1					
10/30	W 17-16	at Indianapolis	65,515	Patterson	17	78	4.6	14	0					
11/06	L 17-20	Minnesota	58,651	Howell	5	35	7.0	10	1					
11/14	W 32-21	at Philadelphia	69,879	McLaurin	7	29	4.1	12	0					
11/20	W 23-10	at Houston	65,865	Rogers	2	26	13.0	24	0					
11/27	W 19-13	Atlanta	53,864	Brown	1	15	15.0	15	0					
12/04	T 20-20 OT	at N.Y. Giants	76,128	Bonnafon	3	8	2.7	5	0					
12/18	L 12-20	N.Y. Giants	61,917	Dotson	2	-7	-3.5	3	0					
12/24	L 20-37	at San Francisco	71,642	TEAM	538	2143	4.0	33	9					
01/01	L 10-24	Cleveland	50,827	OPPONENTS	441	1926	4.4	71t	10					
01/08	W 26- 6	Dallas	62,814	* RECEIVING										
		Wash.	Opp.	McLaurin	77	1191	15.5	52	5					
TOTAL FIRST DOWNS		339	286	Samuel	64	656	10.3	49t	4					
	Rushing	124	102	Gibson	46	353	7.7	26	2					
	Passing	184	155	Thomas	39	323	8.3	27	1					
	Penalty	31	29	Dotson	35	523	14.9	61	7					
	3rd Down: Made/Att	81/230	67/210	McKissic	27	173	6.4	14	0					
	3rd Down Pct.	35.2	31.9	Bates	14	108	7.7	20	1					
	4th Down: Made/Att	12/25	12/25	Robinson	9	60	6.7	18	1					
	4th Down Pct.	48.0	48.0	Sims	8	89	11.1	21	0					
	POSSESSION AVG.	33:02	26:58	Williams	7	40	5.7	21	0					
TOTAL NET YARDS		5615	5178	Milne	6	37	6.2	12	1					
	Avg. Per Game	330.3	304.6	Brown	5	143	28.6	75t	2					
	Total Plays	1140	998	Rogers	5	64	12.8	23	0					
	Avg. Per Play	4.9	5.2	C. Turner	2	23	11.5	18	0					
NET YARDS RUSHING		2143	1926	TEAM	344	3783	11.0	75t	24					
	Avg. Per Game	126.1	113.3	OPPONENTS	308	3531	11.5	61	26					
	Total Rushes	538	441	* INTERCEPTIONS										
NET YARDS PASSING		3472	3252	Forrest	4	1	0.3	1	0					
	Avg. Per Game	204.2	191.3	Fuller	3	66	22.0	37t	2					
	Sacked/Yards Lost	48/311	43/279	Allen	1	1	1.0	1	0					
	Gross Yards	3783	3531	Johnson	1	0	0.0	0	0					
	Att./Completions	554/344	514/308	TEAM	9	68	7.6	37t	2					
	Completion Pct.	62.1	59.9	OPPONENTS	16	141	8.8	63t	1					
	Had Intercepted	16	9	* PUNTING										
PUNTS/AVERAGE		83/46.8	87/47.6	Way	83	3885	46.8	43.0	5 37 68 0					
NET PUNTING AVG.		83/43.0	87/43.2	TEAM	83	3885	46.8	43.0	5 37 68 0					
PENALTIES/YARDS		92/805	85/707	OPPONENTS	87	4137	47.6	43.2	2 34 66 0					
FUMBLES/BALL LOST		21/7	17/9	* PUNT RETURNS										
TOUCHDOWNS		36	38	Milne	40	22	311	7.8	19 0					
	Rushing	9	10	Erickson	4	4	25	6.3	13 0					
	Passing	24	26	TEAM	44	26	336	7.6	19 0					
	Returns	3	2	OPPONENTS	34	26	219	6.4	23 0					
* SCORE BY PERIODS		Q1	Q2	Q3	Q4	OT	PTS	* KICKOFF RETURNS		No.	Yds	Avg	Long	TD
TEAM		54	93	71	103	0	321	Gibson	21	486	23.1	45	0	
OPPONENTS		59	107	80	97	0	343	Milne	15	300	20.0	33	0	
* SCORING		TD-Ru-Pa-Rt	K-PAT	FG	S	PTS	Patterson		4	97	24.3	27	0	
	Slye	0 0 0 0	24/28	25/30	0	99	Williams	1	19	19.0	19	0		
	Dotson	7 0 7 0			0	44	TEAM	41	902	22.0	45	0		
	Gibson	5 3 2 0			0	30	OPPONENTS	15	350	23.3	52	0		
	McLaurin	5 0 5 0			0	30	* FIELD GOALS	1-19	20-29	30-39	40-49	50+		
	Samuel	5 1 4 0			0	30	Slye	1/ 1	8/ 8	4/ 5	8/10	4/ 6		
	Robinson	3 2 1 0			0	18	TEAM	1/ 1	8/ 8	4/ 5	8/10	4/ 6		
	Brown	2 0 2 0			0	12	OPPONENTS	0/ 0	9/ 9	6/ 7	8/ 8	3/ 5		
	Fuller	2 0 0 2			0	12	Slye: () () () (45G) (50G) (38G, 28G, 48N) (22G, 47N, 31G,							
	Bates	1 0 1 0			0	6	19G) (28G) (44G) (44G, 58G, 32G, 55G) (25G, 24G, 44G)							
	Heinicke	1 1 0 0			0	6	(30G, 45G) (21G, 42G, 52N) (41G, 51G) () (43G) (31N, 52N,							
	Howell	1 1 0 0			0	6	29G, 22G)							
	Milne	1 0 1 0			0	6	OPP: (33G, 37N, 43G, 45G) (35G, 48G) (32G) (53G, 45G,							
	Thomas	1 0 1 0			0	6	28G, 29G) () () () (46G, 39G, 20G) (25G, 28G) () (29G) (47G,							
	Toohill	1 0 0 1			0	6	58N, 48G) (48G, 27G, 58N) (50G, 50G) (26G, 23G, 35G) (37G)							
	Wentz	1 1 0 0			0	6	()							
	McKissic	0 0 0 0			0	2	SACKS: Payne 11.5, Sweat 8, Allen 7.5, Obada 4,							
	Payne	0 0 0 0			1	2	Davis 3, Smith-Williams 3, St-Juste 2, Curl 1,							
	TEAM	36 9 24 3	24/28	25/30	1	321	Johnson 1, Mayo 1, Toohill 1, TM 43, OPP 48							
	OPPONENTS	38 10 26 2	35/37	26/29	1	343	2-Pt Conv: Dotson, McKissic, TM 2-7, OPP 0-1							
FUM/LOST: Heinicke 7/5, Wentz 6/1, Robinson 2/0, Bates 1/0, Gibson 1/0, Larsen 1/0, McLaurin 1/0, Milne 1/0, Samuel 1/1														
* PASSING		Att	Cmp	Yds	Cmp%	Yds/Att	TD	TD%	Int	Int%	Long	Sack/Lost	Rating	
	Wentz	276	172	1755	62.3	6.36	11	4.0	9	3.3	75t	26/ 159	80.2	
	Heinicke	259	161	1859	62.2	7.18	12	4.6	6	2.3	61	19/ 141	89.6	
	Howell	19	11	169	57.9	8.89	1	5.3	1	5.3	52	3/ 11	83.0	
	TEAM	554	344	3783	62.1	6.83	24	4.3	16	2.9	75t	48/ 311	84.7	
	OPPONENTS	514	308	3531	59.9	6.87	26	5.1	9	1.8	61	43/ 279	90.2	



TENNESSEE TITANS

**SEASON REVIEW
PLAY-BY-PLAY**

TITANS LOSE SEASON OPENER 21-20 TO GIANTS

**BY JIM WYATT
TENNESSEETITANS.COM
SEPTEMBER 11, 2022**

NASHVILLE – The start of a new season ended with a gut-punch for the Tennessee Titans.

On NFL Kickoff Weekend, the Titans fell 21-20 to the Giants at Nissan Stadium as the team lost a second half lead, and then the game.

"Any time you lose it is a gut-punch," Titans head coach Mike Vrabel said. "We put a lot into it and got the start that we wanted to. Give (the Giants) a lot of credit – we went flat and then we weren't able to get anything going in the second half."

After falling behind late, quarterback Ryan Tannehill engineered a drive in the closing moments.

But a 47-yard field goal by kicker Randy Bullock sailed wide left at the horn and the Titans walked out of their locker room down and dejected.

"It's tough," Titans running back Derrick Henry said. "We didn't play good enough – they were the better team, and that's why they won. We didn't play up to our standards and ... we have to play better in all three phases."

The Giants took the lead 21-20 with 1:06 left in the contest on a one-yard touchdown pass from quarterback Daniel Jones to Chris Myarick that was followed by a two-point conversion pass from Jones to Saquon Barkley.

With one final opportunity, the Titans couldn't get it done.

The Titans drove the ball to New York's 29-yard line, but Bullock's kick sailed left.

"I felt great going (out there) and unfortunately it didn't go through," Bullock said. "This one kick isn't going to define me. I am going to

come to work and be ready to go and on to Buffalo."

Tannehill completed 20-of-33 passes for 266 yards and two touchdowns in the contest, with a passer rating of 106.4

Running back Derrick Henry ran for 82 yards on 21 carries, with a long of 18.

It was running back Dontrell Hilliard who provided two of Tennessee's touchdowns on catches of seven and 23 yards.

Defensively, Bud Dupree, Rashad Weaver and Jeffery Simmons all came up with sacks, and Simmons and Weaver record two sacks apiece.

But it wasn't enough, in large part because the Titans couldn't stop the run. Barkley ran for 164 yards and a touchdown on 18 carries, including a 68-yard run. As a team, the Giants ran for 238 yards.

"That's not our standard, especially up front," Simmons said. "We talk about stopping the run – that was out No.1 key defensively this week. They almost had 300 yards rushing, so that's not good enough."

The Titans didn't make it easy on themselves in this one, as they lost a 13-0 halftime lead before getting off the mat late.

Then the Giants yanked it out from under them.

The Titans took a 7-0 lead early on a seven-yard strike from Tannehill to Hilliard.

The drive was set up by a 46-yard punt return by rookie Kyle Philips, and then jumpstarted by catches from receivers Robert Woods and Treyton Burks.

The Titans took a 10-0 lead on a 46-yard field goal by Bullock, which capped a 10-play, 65-yard drive that included a 31-yard reception by Hilliard on third down.

The Titans extended their lead to 13-0 in the second quarter on another Bullock field goal, this one from 23 yards out. The drive was set up by a fumble recovery by Dupree, which was caused by a sack and forced fumble by Simmons.

But the Giants cut the lead to 13-6 on a four-yard touchdown run by Barkley, which came just a few plays after his 68-yard run put the ball at the Tennessee 22-yard line.

The Giants then tied the game at 13-13 on a 65-yard touchdown pass from Jones to receiver Sterling Shepard, who got behind Titans cornerback Kristian Fulton.

The Titans responded with a nine-play, 75-yard drive was capped off by a 23-yard touchdown toss to Hilliard, which gave the Titans a 20-13 lead with 2:54 remaining in the third quarter. Tannehill connected with Burks for a 27-yard toss on the drive, and Philips also made a 20-yard catch to set the drive in motion.

The Titans made a number of mistakes in this one, including a muffed punt by Philips that was recovered by the Giants at the Tennessee 11-yard line.

Safety Amani Hooker intercepted Jones in the end zone with 8:50 left, and the Titans avoided a disaster.

At least for the moment.

Because ultimately, it came later.

The Titans return to action next Monday night against the Bills in Buffalo.

"Losing sucks no matter when it happens," Tannehill said. "I never want to start off the season on the wrong foot, especially at home in front of your own fans. You've got to turn the page quickly though. It's a long season. It's just one game and we've got to keep that mentality to be able to take a real look at what happened, get it fixed quickly and turn the page and get ready to go for next week."

Week 1

National Football League Game Summary

NFL Copyright © 2022 by The National Football League. All rights reserved. This summary and play-by-play is for the express purpose of assisting media in their coverage of the game; any other use of this material is prohibited without the written permission of the National Football League.

Date: Sunday, 9/11/2022 New York Giants at Tennessee Titans Start Time: 3:26 PM CDT
 at Nissan Stadium, Nashville, TN

Game Day Weather

Game Weather: Cloudy Temp: 75° F (23.9° C) Humidity: 87%, Wind: WSW 9 mph
 Played Open Stadium on Turf: Grass Outdoor Weather: Cloudy,

Officials

Referee: Boger, Jerome (123)	Umpire: Anderson, Barry (20)	Down Judge: LeBlanc, Frank (44)
Line Judge: Baynes, Rusty (59)	Field Judge: Ramsey III, Alonzo (80)	Side Judge: Monroe, Jonah (120)
Back Judge: Patrick, Steve (17)	Replay Official: Choudhry, Saleem (0)	

Lineups

New York Giants			Tennessee Titans		
Offense		Defense	Offense		Defense
TE 82	D.Bellinger	DL 99	L.Williams	TE 87	G.Swaim
LT 78	A.Thomas	DL 97	D.Lawrence	LT 77	T.Lewan
LG 68	B.Bredeson	DE 93	N.Williams	LG 55	A.Brewer
C 76	J.Feliciano	OLB 53	O.Ximines	C 60	B.Jones
RG 64	M.Glowinski	OLB 55	J.Ward	RG 64	N.Davis
RT 73	E.Neal	ILB 48	T.Crowder	RT 78	N.Petit-Frere
WR 13	D.Sills	ILB 59	A.Calitro	WR 15	N.Westbrook-Ikhine
WR 19	K.Golladay	CB 33	A.Robinson	WR 2	R.Woods
QB 8	D.Jones	CB 22	A.Jackson	QB 17	R.Tannehill
FB 85	C.Myarick	S 20	J.Love	FB 44	T.Carter
RB 26	S.Barkley	S 29	X.McKinney	RB 22	D.Henry

Substitutions

WR 3 S.Shepard, P 6 J.Gillan, K 9 G.Gano, WR 17 W.Robinson, RB 23 G.Brightwell, DB 27 J.Pinnock, DB 28 C.Flott, CB 30 D.Holmes, RB 31 M.Breida, DB 36 T.Jefferson, ILB 41 M.McFadden, CB 44 N.McCloud, ILB 47 C.Brown, OLB 49 T.Fox, ILB 52 C.Coughlin, LS 58 C.Kreiter, OL 62 D.Hamilton, DL 71 J.Ellis, OL 75 J.Ezeudu, WR 80 R.James, TE 88 T.Hudson, WR 89 K.Toney, OLB 95 Q.Roche, DL 98 D.Davidson

Did Not Play

QB 2 T.Taylor, G 77 J.Anderson

Not Active

OLB 5 K.Thibodeaux, RB 21 A.Williams, S 24 D.Belton, DB 35 J.Layne, OLB 51 A.Ojulari, OL 79 T.Phillips, WR 86 D.Slayton

Substitutions

CB 3 C.Farley, P 4 R.Stonehouse, WR 8 C.Hollister, K 14 R.Bullock, WR 16 T.Burks, WR 18 K.Philips, RB 23 T.Cannon, RB 25 H.Haskins, DB 28 J.Kalu, CB 30 T.Avery, DB 32 U.Amadi, S 33 A.Moore, RB 40 D.Hilliard, LB 42 J.Jones, LS 46 M.Cox, LB 53 D.Cole, C/G 62 C.Levin, OL 71 D.Daley, OL 75 D.Radunz, TE 81 A.Hooper, TE 85 C.Okonkwo, DE 94 D.Hand, DL 96 D.Autry, DE 97 K.Strong, OLB 99 R.Weaver

Did Not Play

QB 7 M.Willis

Not Active

CB 20 L.Johnson, RB 36 J.Chestnut, OLB 59 D.Tuszka, OL 73 Ja.Jones, DT 90 N.Jones

Field Goals (made () & missed)

		R.Bullock	(46) (23) 47WL				
		1	2	3	4	OT	Total
VISITOR:	New York Giants	0	0	13	8	0	21
HOME:	Tennessee Titans	7	6	7	0	0	20

Scoring Plays

Team	Qtr	Time	Play Description (Extra Point) (Drive Info)	Visitor	Home
Titans	1	9:48	D.Hilliard 7 yd. pass from R.Tannehill (R.Bullock kick) (5-45, 3:00)	0	7
Titans	2	12:35	R.Bullock 46 yd. Field Goal (10-65, 4:34)	0	10
Titans	2	6:57	R.Bullock 23 yd. Field Goal (7-37, 3:03)	0	13
Giants	3	11:16	S.Barkley 4 yd. run (run failed) (4-90, 1:29)	6	13
Giants	3	8:48	S.Shepard 65 yd. pass from D.Jones (G.Gano kick) (2-64, 0:40)	13	13
Titans	3	2:54	D.Hilliard 23 yd. pass from R.Tannehill (R.Bullock kick) (9-75, 5:54)	13	20
Giants	4	1:06	C.Myarick 1 yd. pass from D.Jones (D.Jones-S.Barkley pass) (12-73, 4:21)	21	20

Paid Attendance: 67,805

Time: 3:00

Final Individual Statistics

New York Giants

Tennessee Titans

RUSHING	ATT	YDS	AVG	LG	TD	RUSHING	ATT	YDS	AVG	LG	TD
S.Barkley	18	164	9.1	68	1	D.Henry	21	82	3.9	18	0
D.Jones	6	25	4.2	11	0	D.Hilliard	2	8	4.0	5	0
M.Breida	5	24	4.8	9	0	R.Tannehill	2	7	3.5	9	0
K.Toney	2	23	11.5	19	0	C.Okonkwo	1	-4	-4.0	-4	0
R.James	1	2	2.0	2	0						
Total	32	238	7.4	68	1	Total	26	93	3.6	18	0

PASSING	ATT	CMP	YDS	SK/YD	TD	LG	IN	RT	PASSING	ATT	CMP	YDS	SK/YD	TD	LG	IN	RT
D.Jones	21	17	188	5/32	2	65	1	115.9	R.Tannehill	33	20	266	1/0	2	31	0	106.4
Total	21	17	188	5/32	2	65	1	115.9	Total	33	20	266	1/0	2	31	0	106.4

PASS RECEIVING	TAR	REC	YDS	AVG	LG	TD	PASS RECEIVING	TAR	REC	YDS	AVG	LG	TD
S.Barkley	7	6	30	5.0	7	0	K.Phillips	9	6	66	11.0	21	0
R.James	6	5	59	11.8	16	0	D.Hilliard	4	3	61	20.3	31	2
S.Shepard	4	2	71	35.5	65	1	T.Burks	5	3	55	18.3	27	0
K.Golladay	2	2	22	11.0	15	0	G.Swaim	4	3	19	6.3	9	0
W.Robinson	1	1	5	5.0	5	0	C.Hollister	1	1	22	22.0	22	0
C.Myarick	1	1	1	1.0	1	1	R.Woods	2	1	13	13.0	13	0
							N.Westbrook-Ikhine	2	1	13	13.0	13	0
							C.Okonkwo	1	1	11	11.0	11	0
							A.Hooper	2	1	6	6.0	6	0
							D.Henry	1	0	0	0.0	0	0
Total	21	17	188	11.1	65	2	Total	31	20	266	13.3	31	2

INTERCEPTIONS	NO	YDS	AVG	LG	TD	INTERCEPTIONS	NO	YDS	AVG	LG	TD
Total	0	0	0	0	0	A.Hooker	1	0	0.0	0	0
						Total	1	0	0.0	0	0

PUNTING	NO	YDS	AVG	NET	TB	IN20	LG	PUNTING	NO	YDS	AVG	NET	TB	IN20	LG
J.Gillan	6	309	51.5	41.2	0	5	69	R.Stonehouse	6	342	57.0	46.7	0	3	66
Total	6	309	51.5	41.2	0	5	69	Total	6	342	57.0	46.7	0	3	66

PUNT RETURNS	NO	YDS	AVG	FC	LG	TD	PUNT RETURNS	NO	YDS	AVG	FC	LG	TD
R.James	5	62	12.4	1	22	0	K.Phillips	4	62	15.5	2	46	0
Total	5	62	12.4	1	22	0	Total	4	62	15.5	2	46	0

KICKOFF RETURNS	NO	YDS	AVG	FC	LG	TD	KICKOFF RETURNS	NO	YDS	AVG	FC	LG	TD
G.Brightwell	2	41	20.5	0	24	0	T.Cannon	2	33	16.5	0	19	0
[TOUCHBACK]	3	0	0.0	0	0	0	[TOUCHBACK]	2	0	0.0	0	0	0
Total	2	41	20.5	0	24	0	Total	2	33	16.5	0	19	0

New York Giants

FUMBLES	FUM	LOST	OWN-REC	YDS	TD	FORCED	OPP-REC	YDS	TD	OUT-BDS
S.Barkley	1	0	0	0	0	0	0	0	0	1
D.Jones	1	1	0	0	0	0	0	0	0	0
J.Pinnock	0	0	0	0	0	0	1	0	0	0
Total	2	1	0	0	0	0	1	0	0	1

Tennessee Titans

FUMBLES	FUM	LOST	OWN-REC	YDS	TD	FORCED	OPP-REC	YDS	TD	OUT-BDS
D.Henry	1	0	1	-2	0	0	0	0	0	0
K.Phillips	1	1	0	0	0	0	0	0	0	0
K.Fulton	0	0	0	0	0	1	0	0	0	0
J.Simmons	0	0	0	0	0	1	0	0	0	0
B.Dupree	0	0	0	0	0	0	1	2	0	0
Total	2	1	1	-2	0	2	1	2	0	0

Final Team Statistics

	Visitor Giants	Home Titans
TOTAL FIRST DOWNS	19	19
By Rushing	11	2
By Passing	7	13
By Penalty	1	4
THIRD DOWN EFFICIENCY	2-10-20.0%	3-11-27.3%
FOURTH DOWN EFFICIENCY	1-1-100.0%	0-0-0.0%
TOTAL NET YARDS	394	359
Total Offensive Plays (inc. times thrown passing)	58	60
Average gain per offensive play	6.8	6.0
NET YARDS RUSHING	238	93
Total Rushing Plays	32	26
Average gain per rushing play	7.4	3.6
Tackles for a loss-number and yards	2-7	2-6
NET YARDS PASSING	156	266
Times thrown - yards lost attempting to pass	5-32	1-0
Gross yards passing	188	266
PASS ATTEMPTS-COMPLETIONS-HAD INTERCEPTED	21-17-1	33-20-0
Avg gain per pass play (inc.# thrown passing)	6.0	7.8
KICKOFFS Number-In End Zone-Touchbacks	4-2-2	5-5-3
PUNTS Number and Average	6-51.5	6-57.0
Had Blocked	0	0
FGs - PATs Had Blocked	0-0	0-0
Net Punting Average	41.2	46.7
TOTAL RETURN YARDAGE (Not Including Kickoffs)	62	62
No. and Yards Punt Returns	5-62	4-62
No. and Yards Kickoff Returns	2-41	2-33
No. and Yards Interception Returns	0-0	1-0
PENALTIES Number and Yards	8-45	7-50
FUMBLES Number and Lost	2-1	2-1
TOUCHDOWNS	3	2
Rushing	1	0
Passing	2	2
EXTRA POINTS Made-Attempts	2-3	2-2
Kicking Made-Attempts	1-1	2-2
Passing Made-Attempts	1-1	0-0
Rushing Made-Attempts	0-1	0-0
FIELD GOALS Made-Attempts	0-0	2-3
RED ZONE EFFICIENCY	2-3-67%	2-3-67%
GOAL TO GO EFFICIENCY	2-2-100%	1-1-100%
SAFETIES	0	0
FINAL SCORE	21	20
TIME OF POSSESSION	28:54	31:06

Ball Possession And Drive Chart

New York Giants

#	Time Recd	Time Lost	Time Poss	How Ball Obtained	Drive Began	# Play	Yds Gain	Yds Pen	Net Yds	1st Down	Last Scrm	How Given Up
1	15:00	12:48	2:12	Kickoff	NYG 22	3	9	0	9	0	NYG 31	Punt
2	9:48	6:10	3:38	Kickoff	NYG 25	6	21	-5	16	1	NYG 41	Punt
3	4:30	2:09	2:21	Punt	NYG 40	3	6	0	6	0	NYG 46	Punt
4	12:35	10:00	2:35	Kickoff	NYG 25	6	19	0	19	2	TEN 42	Fumble
5	6:57	4:03	2:54	Kickoff	NYG 17	5	21	0	21	1	NYG 38	Punt
6	0:59	0:00	0:59	Punt	NYG 9	4	55	-10	45	3	NYG 38	End of Half
7	12:45	11:16	1:29	Punt	NYG 10	4	85	5	90	4	* TEN 4	Touchdown
8	9:28	8:48	0:40	Punt	NYG 36	2	64	0	64	1	NYG 35	Touchdown
9	2:54	0:42	2:12	Kickoff	NYG 25	3	3	0	3	0	NYG 28	Punt
10	14:23	10:28	3:55	Punt	NYG 15	7	35	-5	30	2	NYG 45	Punt
11	10:28	8:50	1:38	Muffed Punt	TEN 11	3	3	0	3	0	* TEN 8	Interception
12	5:27	1:06	4:21	Punt	NYG 27	12	73	0	73	5	* TEN 1	Touchdown

(340) Average NYG 28

Tennessee Titans

#	Time Recd	Time Lost	Time Poss	How Ball Obtained	Drive Began	# Play	Yds Gain	Yds Pen	Net Yds	1st Down	Last Scrm	How Given Up
1	12:48	9:48	3:00	Punt	NYG 45	5	45	0	45	3	* NYG 7	Touchdown
2	6:10	4:30	1:40	Punt	TEN 18	3	5	0	5	0	TEN 23	Punt
3	2:09	12:35	4:34	Punt	TEN 7	10	65	0	65	3	NYG 28	Field Goal
4	10:00	6:57	3:03	Fumble	NYG 42	7	32	5	37	2	* NYG 5	Field Goal
5	4:03	0:59	3:04	Punt	TEN 18	7	35	0	35	2	NYG 47	Punt
6	15:00	12:45	2:15	Kickoff	TEN 24	3	7	0	7	0	TEN 31	Punt
7	11:16	9:28	1:48	Kickoff	TEN 10	3	8	0	8	0	TEN 18	Punt
8	8:48	2:54	5:54	Kickoff	TEN 25	9	95	-20	75	5	* NYG 23	Touchdown
9	0:42	14:23	1:19	Punt	TEN 14	3	12	-5	7	0	TEN 21	Punt
10	8:50	5:27	3:23	Interception	TEN 20	5	17	0	17	1	TEN 37	Punt
11	1:06	0:00	1:06	Kickoff	TEN 30	8	36	5	41	3	NYG 29	Missed FG

(279) Average TEN 25

* inside opponent's 20

Time of Possession by Quarter		1st	2nd	3rd	4th	OT	Total
Visitor	New York Giants	8:11	6:28	4:21	9:54		28:54
Home	Tennessee Titans	6:49	8:32	10:39	5:06		31:06
Kickoff Drive No.-Start Average		Giants: 5 - NYG 23			Titans: 4 - TEN 22		

First Quarter

TEN wins the coin toss and elects to defer. NYG elects to Receive, and TEN elects to defend the south goal.

R.Bullock kicks 67 yards from TEN 35 to NYG -2. G.Brightwell to NYG 22 for 24 yards (J.Jones; T.Cannon).

New York Giants at 15:00, (1st play from scrimmage 14:55)

- 1-10-NYG 22 (14:55) (Shotgun) S.Barkley right guard to NYG 23 for 1 yard (D.Walker).
 2-9-NYG 23 (14:17) (Shotgun) D.Jones left guard to NYG 29 for 6 yards (A.Hooker).
 3-3-NYG 29 (13:31) D.Jones scrambles left end to NYG 31 for 2 yards (D.Long).
 4-1-NYG 31 (13:03) J.Gillan punts 60 yards to TEN 9, Center-C.Kreiter. K.Philips to NYG 45 for 46 yards (G.Brightwell; Q.Roche).

Tennessee Titans at 12:48

- 1-10-NYG 45 (12:48) D.Henry right end to NYG 45 for no gain (A.Jackson).
 2-10-NYG 45 (12:06) R.Tannehill pass short middle to R.Woods to NYG 32 for 13 yards (X.McKinney). P1
1-10-NYG 32 (11:25) D.Henry left guard to NYG 27 for 5 yards (O.Ximines, L.Williams).
 2-5-NYG 27 (10:42) (Shotgun) R.Tannehill pass short left to T.Burks to NYG 7 for 20 yards (J.Love). P2
1-7-NYG 7 (9:52) (Shotgun) R.Tannehill pass short left to D.Hilliard for 7 yards, TOUCHDOWN. P3
 R.Bullock extra point is GOOD, Center-M.Cox, Holder-R.Stonehouse.

NYG 0 TEN 7, 5 plays, 45 yards, 3:00 drive, 5:12 elapsed

R.Bullock kicks 65 yards from TEN 35 to end zone, Touchback.

New York Giants at 9:48

- 1-10-NYG 25 (9:48) D.Jones pass incomplete short right to S.Shepard [D.Long].
 2-10-NYG 25 (9:44) (Shotgun) D.Jones pass short left to S.Barkley pushed ob at NYG 31 for 6 yards (K.Fulton).
 3-4-NYG 31 (9:10) (Shotgun) D.Jones pass short middle to W.Robinson to NYG 36 for 5 yards (A.Hooker). P1
1-10-NYG 36 (8:30) (Shotgun) R.James right end to NYG 38 for 2 yards (K.Strong).
 2-8-NYG 38 (7:49) D.Jones sacked at NYG 32 for -6 yards (B.Dupree).
Penalty on NYG-C.Myarick, Offensive Holding, declined.
 3-14-NYG 32 (7:17) (Shotgun) PENALTY on NYG, Delay of Game, 5 yards, enforced at NYG 32 - No Play.
 3-19-NYG 27 (6:57) (Shotgun) D.Jones pass short middle to R.James to NYG 41 for 14 yards (K.Byard, R.McCreary).
 4-5-NYG 41 (6:19) J.Gillan punts 46 yards to TEN 13, Center-C.Kreiter. K.Philips to TEN 18 for 5 yards (N.McCloud).

Tennessee Titans at 6:10

- 1-10-TEN 18 (6:10) D.Henry left tackle to TEN 23 for 5 yards (L.Williams).
 2-5-TEN 23 (5:34) D.Henry right tackle to TEN 23 for no gain (J.Ward).
 3-5-TEN 23 (4:48) (Shotgun) R.Tannehill pass incomplete deep right to R.Woods.
 4-5-TEN 23 (4:44) R.Stonehouse punts 54 yards to NYG 23, Center-M.Cox. R.James ran ob at NYG 40 for 17 yards (D.Hilliard).

New York Giants at 4:30

- 1-10-NYG 40 (4:30) (Shotgun) D.Jones sacked at NYG 35 for -5 yards (R.Weaver).
 2-15-NYG 35 (3:48) (Shotgun) D.Jones sacked at NYG 30 for -5 yards (J.Simmons).
 3-20-NYG 30 (3:02) (Shotgun) D.Jones pass short middle to R.James to NYG 46 for 16 yards (K.Byard) [D.Autry].
 4-4-NYG 46 (2:16) J.Gillan punts 47 yards to TEN 7, Center-C.Kreiter, fair catch by K.Philips.

Tennessee Titans at 2:09

- 1-10-TEN 7 (2:09) D.Henry right end to TEN 10 for 3 yards (L.Williams, J.Ward).
 2-7-TEN 10 (1:23) (Shotgun) R.Tannehill pass short middle to G.Swaim to TEN 19 for 9 yards (T.Crowder, A.Jackson). P4
1-10-TEN 19 (:47) R.Tannehill pass incomplete deep left to T.Burks.
 2-10-TEN 19 (:41) (Shotgun) D.Henry left tackle to TEN 26 for 7 yards (T.Crowder; X.McKinney).

END OF QUARTER

	Score	Time Poss	First Downs				Efficiencies	
			R	P	X	T	3 Down	4 Down
New York Giants	0	8:11	0	1	0	1	1/4	0/0
Tennessee Titans	7	6:49	0	4	0	4	0/1	0/0

Second Quarter

9/11/2022

Play By Play

Tennessee Titans continued.

3-3-TEN 26	(15:00) (Shotgun) R.Tannehill pass short right to D.Hilliard to NYG 43 for 31 yards (T.Crowder).	P5
<u>1-10-NYG 43</u>	(14:14) R.Tannehill pass short middle to N.Westbrook-Ikhine to NYG 30 for 13 yards (X.McKinney).	P6
<u>1-10-NYG 30</u>	(13:36) D.Henry left tackle to NYG 28 for 2 yards (L.Williams).	
2-8-NYG 28	(12:51) (Shotgun) R.Tannehill pass incomplete short left.	
3-8-NYG 28	(12:44) (Shotgun) R.Tannehill pass incomplete deep left to T.Burks [O.Ximines].	
4-8-NYG 28	(12:39) R.Bullock 46 yard field goal is GOOD, Center-M.Cox, Holder-R.Stonehouse.	

NYG 0 TEN 10, 10 plays, 65 yards, 4:34 drive, 2:25 elapsed

R.Bullock kicks 65 yards from TEN 35 to end zone, Touchback.

New York Giants at 12:35

1-10-NYG 25	(12:35) S.Barkley right tackle to NYG 29 for 4 yards (D.Autry).	
2-6-NYG 29	(12:08) (No Huddle, Shotgun) S.Barkley right end pushed ob at NYG 44 for 15 yards (K.Byard).	R2
<u>1-10-NYG 44</u>	(11:41) (No Huddle, Shotgun) M.Breida left tackle to NYG 49 for 5 yards (D.Long).	
2-5-NYG 49	(11:11) (No Huddle, Shotgun) D.Jones pass short middle to K.Golladay to TEN 44 for 7 yards (Z.Cunningham; K.Fulton).	P3
<u>1-10-TEN 44</u>	(10:38) (No Huddle, Shotgun) S.Barkley right tackle to TEN 42 for 2 yards (R.Weaver; D.Long).	
2-8-TEN 42	(10:06) (No Huddle, Shotgun) D.Jones sacked at TEN 49 for -7 yards (J.Simmons). FUMBLES (J.Simmons) [J.Simmons], RECOVERED by TEN-B.Dupree at NYG 44. B.Dupree to NYG 42 for 2 yards (A.Thomas).	

Tennessee Titans at 10:00

1-10-NYG 42	(10:00) D.Henry left tackle to NYG 38 for 4 yards (J.Ward).	
2-6-NYG 38	(9:29) (No Huddle, Shotgun) R.Tannehill pass incomplete short right to G.Swaim.	
3-6-NYG 38	(9:26) (Shotgun) R.Tannehill pass short right to D.Hilliard to NYG 37 for 1 yard (A.Jackson).	
	<i>PENALTY on NYG-D.Holmes, Defensive Holding, 5 yards, enforced at NYG 38 - No Play.</i>	X7
<u>1-10-NYG 33</u>	(9:11) R.Tannehill pass deep right to C.Hollister ran ob at NYG 11 for 22 yards.	P8
<u>1-10-NYG 11</u>	(8:33) D.Henry right guard to NYG 7 for 4 yards (T.Crowder).	
2-6-NYG 7	(7:50) R.Tannehill pass short left to G.Swaim to NYG 5 for 2 yards (A.Robinson).	
3-4-NYG 5	(7:07) R.Tannehill pass incomplete short right to D.Henry.	
4-4-NYG 5	(7:00) R.Bullock 23 yard field goal is GOOD, Center-M.Cox, Holder-R.Stonehouse.	

NYG 0 TEN 13, 7 plays, 37 yards, 1 penalty, 3:03 drive, 8:03 elapsed

R.Bullock kicks 65 yards from TEN 35 to NYG 0. G.Brightwell to NYG 17 for 17 yards (C.Hollister, T.Avery).

New York Giants at 6:57, (1st play from scrimmage 6:51)

1-10-NYG 17	(6:51) D.Jones pass short right to S.Barkley to NYG 24 for 7 yards (K.Byard; Z.Cunningham) [T.Tart].	
2-3-NYG 24	(6:15) S.Barkley left end to NYG 31 for 7 yards (Z.Cunningham, U.Amadi).	R4
<u>1-10-NYG 31</u>	(5:29) D.Jones pass short middle to S.Barkley to NYG 35 for 4 yards (D.Long).	
2-6-NYG 35	(4:56) (Shotgun) M.Breida up the middle to NYG 38 for 3 yards (D.Long, D.Autry).	
3-3-NYG 38	(4:14) (Shotgun) D.Jones pass incomplete short left to S.Shepard (K.Strong).	
4-3-NYG 38	(4:09) J.Gillan punts 44 yards to TEN 18, Center-C.Kreiter, fair catch by K.Philips.	

Tennessee Titans at 4:03

1-10-TEN 18	(4:03) D.Henry right tackle to TEN 20 for 2 yards (J.Ward).	
2-8-TEN 20	(3:16) (Shotgun) R.Tannehill pass incomplete short right to K.Philips.	
3-8-TEN 20	(3:12) (Shotgun) R.Tannehill scrambles left end ran ob at TEN 29 for 9 yards (D.Holmes).	R9
<u>1-10-TEN 29</u>	(2:33) D.Henry up the middle to TEN 47 for 18 yards (X.McKinney).	R10

Two-Minute Warning

<u>1-10-TEN 47</u>	(2:00) D.Henry right tackle to NYG 47 for 6 yards (J.Ward, A.Jackson).	
2-4-NYG 47	(1:13) (Shotgun) R.Tannehill pass incomplete short left to K.Philips [D.Lawrence].	
3-4-NYG 47	(1:09) (Shotgun) R.Tannehill pass incomplete short left to K.Philips.	
4-4-NYG 47	(1:05) R.Stonehouse punts 38 yards to NYG 9, Center-M.Cox, fair catch by R.James. TEN-O.Adeniyi was injured during the play. His return is Questionable.	

New York Giants at 0:59

1-10-NYG 9	(:59) (Shotgun) S.Barkley up the middle to NYG 22 for 13 yards (K.Byard, D.Autry).	R5
<u>1-10-NYG 22</u>	(:31) (No Huddle, Shotgun) D.Jones scrambles up the middle to NYG 33 for 11 yards (D.Long; K.Byard).	R6
	Timeout #1 by NYG at 00:24.	
<u>1-10-NYG 33</u>	(:24) (Shotgun) D.Jones pass short left to S.Barkley to NYG 44 for 11 yards (D.Long, R.Weaver).	

New York Giants vs Tennessee Titans at Nissan Stadium

PENALTY on NYG-M.Glowinski, Offensive Holding, 10 yards, enforced at NYG 33 - No Play.

1-20-NYG 23 (:16) (Shotgun) D.Jones pass short right to K.Golladay to NYG 38 for 15 yards (R.McCreary).

Timeout #2 by NYG at 00:08.

2-5-NYG 38 (:08) (Shotgun) D.Jones pass deep right to R.James pushed ob at TEN 46 for 16 yards (J.Kalu).

END OF QUARTER

	Score	Time Poss	First Downs				Efficiencies	
			R	P	X	T	3 Down	4 Down
New York Giants	0	6:28	4	2	0	6	0/1	0/0
Tennessee Titans	13	8:32	2	3	1	6	2/5	0/0

Third Quarter

9/11/2022

Play By Play

TEN elects to Receive, and NYG elects to defend the South goal.

G.Gano kicks 55 yards from NYG 35 to TEN 10. T.Cannon to TEN 24 for 14 yards (N.McCloud).

Tennessee Titans at 15:00, (1st play from scrimmage 14:55)

- 1-10-TEN 24 (14:55) D.Henry left tackle to TEN 31 for 7 yards (X.McKinney; O.Ximines).
 2-3-TEN 31 (14:16) D.Henry right end to TEN 33 for 2 yards (D.Lawrence, O.Ximines).
 3-1-TEN 33 (13:35) (Shotgun) Direct snap to D.Henry. D.Henry FUMBLES (Aborted) at TEN 29, and recovers at TEN 29. D.Henry to TEN 31 for 2 yards (A.Calistro, T.Crowder).
 4-3-TEN 31 (12:58) R.Stonehouse punts 62 yards to NYG 7, Center-M.Cox. R.James to NYG 10 for 3 yards (T.Avery; D.Hilliard).

New York Giants at 12:45

- 1-10-NYG 10 (12:45) S.Barkley left end pushed ob at TEN 22 for 68 yards (K.Byard). R8
1-10-TEN 22 (12:08) (Shotgun) M.Breida up the middle to TEN 13 for 9 yards (U.Amadi, K.Byard).
 2-1-TEN 13 (11:39) M.Breida right tackle to TEN 9 for 4 yards (K.Byard). R9
PENALTY on TEN-D.Autry, Illegal Use of Hands, 5 yards, enforced at TEN 9. X10
1-4-TEN 4 (11:20) **S.Barkley up the middle for 4 yards, TOUCHDOWN.** R11
 (Kick formation) TWO-POINT CONVERSION ATTEMPT. J.Gillan rushes. ATTEMPT FAILS.

NYG 6 TEN 13, 4 plays, 90 yards, 1 penalty, 1:29 drive, 3:44 elapsed

G.Gano kicks 64 yards from NYG 35 to TEN 1. T.Cannon to NYG 47 for 52 yards (C.Brown; A.Robinson).

*PENALTY on TEN-T.Burks, Offensive Holding, 10 yards, enforced at TEN 20.***Tennessee Titans at 11:16, (1st play from scrimmage 11:07)**

- 1-10-TEN 10 (11:07) D.Hilliard right end to TEN 15 for 5 yards (A.Robinson, O.Ximines).
 2-5-TEN 15 (10:29) D.Hilliard left end to TEN 18 for 3 yards (J.Ward).
 3-2-TEN 18 (9:44) (Shotgun) R.Tannehill pass incomplete short right to D.Hilliard.
 4-2-TEN 18 (9:40) R.Stonehouse punts 64 yards to NYG 18, Center-M.Cox. R.James to NYG 36 for 18 yards (D.Cole).

New York Giants at 9:28

- 1-10-NYG 36 (9:28) (Shotgun) S.Barkley right tackle to NYG 35 for -1 yards (D.Long, J.Simmons).
 2-11-NYG 35 (8:58) (No Huddle, Shotgun) **D.Jones pass deep left to S.Shepard for 65 yards, TOUCHDOWN.** P12
 G.Gano extra point is GOOD, Center-C.Kreiter, Holder-J.Gillan.

NYG 13 TEN 13, 2 plays, 64 yards, 0:40 drive, 6:12 elapsed

G.Gano kicks 65 yards from NYG 35 to end zone, Touchback.

Tennessee Titans at 8:48

- 1-10-TEN 25 (8:48) (Shotgun) R.Tannehill pass short right to T.Burks to TEN 33 for 8 yards (A.Jackson, A.Calistro) [O.Ximines].
 2-2-TEN 33 (8:06) R.Tannehill pass deep middle to K.Philips to NYG 47 for 20 yards (D.Holmes). P11
1-10-NYG 47 (7:36) (No Huddle) D.Henry left guard to NYG 34 for 13 yards (A.Jackson).
PENALTY on TEN-A.Brewer, Offensive Holding, 10 yards, enforced at NYG 45.
 1-18-TEN 45 (7:17) R.Tannehill pass short middle to T.Burks to NYG 28 for 27 yards (A.Jackson). P12
1-10-NYG 28 (6:39) D.Henry left end to NYG 23 for 5 yards (A.Robinson).
 2-5-NYG 23 (5:59) R.Tannehill sacked at NYG 23 for 0 yards (T.Fox).
 3-5-NYG 23 (5:13) (Shotgun) R.Tannehill pass short left to K.Philips to NYG 18 for 5 yards (J.Love). P13
1-10-NYG 18 (4:26) (Shotgun) *PENALTY on TEN, Delay of Game, 5 yards, enforced at NYG 18 - No Play.*
 1-15-NYG 23 (4:08) D.Henry left tackle to NYG 18 for 5 yards (T.Crowder, D.Davidson).
 2-10-NYG 18 (3:27) (Shotgun) R.Tannehill pass incomplete short right to R.Woods (A.Jackson).
PENALTY on NYG-A.Jackson, Defensive Pass Interference, 5 yards, enforced at NYG 18 - No Play. X14
1-10-NYG 13 (3:22) D.Henry up the middle to NYG 4 for 9 yards (J.Love; A.Calistro).
PENALTY on TEN-A.Brewer, Offensive Holding, 10 yards, enforced at NYG 13 - No Play.
 1-20-NYG 23 (3:00) (Shotgun) **R.Tannehill pass short left to D.Hilliard for 23 yards, TOUCHDOWN [D.Lawrence].** P15
 R.Bullock extra point is GOOD, Center-M.Cox, Holder-R.Stonehouse.

NYG 13 TEN 20, 9 plays, 75 yards, 1 penalty, 5:54 drive, 12:06 elapsed

R.Bullock kicks 65 yards from TEN 35 to end zone, Touchback.

New York Giants at 2:54

- 1-10-NYG 25 (2:54) (Shotgun) S.Barkley left tackle to NYG 27 for 2 yards (Z.Cunningham, K.Strong).
 2-8-NYG 27 (2:14) (Shotgun) S.Barkley up the middle to NYG 30 for 3 yards (J.Simmons).

New York Giants vs Tennessee Titans at Nissan Stadium

3-5-NYG 30 (1:36) (Shotgun) D.Jones sacked at NYG 28 for -2 yards (R.Weaver).

4-7-NYG 28 (:53) J.Gillan punts 69 yards to TEN 3, Center-C.Kreiter. K.Philips to TEN 14 for 11 yards (J.Love).

Tennessee Titans at 0:42

1-10-TEN 14 (:42) *PENALTY on TEN-N.Petit-Frere, False Start, 5 yards, enforced at TEN 14 - No Play.*

1-15-TEN 9 (:42) (Shotgun) D.Henry up the middle to TEN 12 for 3 yards (D.Davidson).

END OF QUARTER

	Score	Time Poss	First Downs				Efficiencies	
			R	P	X	T	3 Down	4 Down
New York Giants	13	4:21	3	1	1	5	0/1	0/0
Tennessee Titans	20	10:39	0	4	1	5	1/3	0/0

Fourth Quarter

9/11/2022

Play By Play

Tennessee Titans continued.

- 2-12-TEN 12 (15:00) (Shotgun) R.Tannehill pass short left to K.Philips pushed ob at TEN 21 for 9 yards (D.Holmes).
 3-3-TEN 21 (14:41) (No Huddle, Shotgun) R.Tannehill pass incomplete short left to N.Westbrook-Ikhine (A.Robinson).
 4-3-TEN 21 (14:36) R.Stonehouse punts 66 yards to NYG 13, Center-M.Cox. R.James to NYG 15 for 2 yards (T.Avery; T.Cannon).

New York Giants at 14:23

- 1-10-NYG 15 (14:23) K.Toney left end to NYG 34 for 19 yards (K.Byard). R13
1-10-NYG 34 (13:38) (Shotgun) D.Jones pass short left to S.Barkley to NYG 38 for 4 yards (A.Hooker).
 2-6-NYG 38 (13:05) (Shotgun) *PENALTY on NYG-B.Bredeson, False Start, 5 yards, enforced at NYG 38 - No Play.*
 2-11-NYG 33 (13:05) D.Jones pass short right to S.Barkley to NYG 39 for 6 yards (U.Amadi).
 3-5-NYG 39 (12:23) (Shotgun) D.Jones pass short middle to R.James to NYG 45 for 6 yards (K.Fulton). P14
1-10-NYG 45 (11:52) (No Huddle, Shotgun) S.Barkley right end to NYG 39 for -6 yards (J.Simmons).
 2-16-NYG 39 (11:13) (Shotgun) D.Jones pass short right to S.Shepard pushed ob at NYG 45 for 6 yards (C.Farley).
 3-10-NYG 45 (10:44) (Shotgun) D.Jones pass incomplete deep right to R.James.
 4-10-NYG 45 (10:38) J.Gillan punts 43 yards to TEN 12, Center-C.Kreiter. K.Philips MUFFS catch, touched at TEN 13, RECOVERED by NYG-J.Pinnock at TEN 11.

New York Giants at 10:28

- 1-10-TEN 11 (10:28) (Shotgun) D.Jones left end to TEN 9 for 2 yards (U.Amadi).
 2-8-TEN 9 (9:41) (Shotgun) S.Barkley up the middle to TEN 8 for 1 yard (U.Amadi).
 3-7-TEN 8 (8:55) (Shotgun) D.Jones pass short left intended for S.Barkley INTERCEPTED by A.Hooker at TEN -4. Touchback.

Tennessee Titans at 8:50

- 1-10-TEN 20 (8:50) D.Henry left tackle to TEN 21 for 1 yard (O.Ximines).
 2-9-TEN 21 (8:21) (No Huddle) R.Tannehill pass short left to C.Okonkwo to TEN 40 for 19 yards (A.Calitro). P16
 New York Giants challenged the runner was not down by contact ruling, and the play was REVERSED.
 (No Huddle) R.Tannehill pass short left to C.Okonkwo to TEN 32 for 11 yards (J.Love).
1-10-TEN 32 (8:00) D.Henry right end to TEN 33 for 1 yard (D.Holmes; J.Love).
 2-9-TEN 33 (7:15) R.Tannehill pass short left to G.Swaim to TEN 41 for 8 yards (L.Williams, A.Calitro).
 3-1-TEN 41 (6:26) C.Okonkwo left end to TEN 37 for -4 yards (A.Calitro, T.Crowder).
 4-5-TEN 37 (5:38) R.Stonehouse punts 58 yards to NYG 5, Center-M.Cox. R.James to NYG 27 for 22 yards (Z.Cunningham).

New York Giants at 5:27

- 1-10-NYG 27 (5:27) S.Barkley up the middle to NYG 31 for 4 yards (T.Tart; J.Simmons).
 2-6-NYG 31 (5:01) (No Huddle, Shotgun) D.Jones pass short right to R.James to NYG 38 for 7 yards (K.Byard). P15
1-10-NYG 38 (4:31) (No Huddle, Shotgun) D.Jones pass short left to S.Barkley to NYG 41 for 3 yards (Z.Cunningham).
 2-7-NYG 41 (4:00) (No Huddle) S.Barkley up the middle to TEN 26 for 33 yards (K.Fulton). FUMBLES (K.Fulton), ball out of bounds at TEN 11. R16
1-10-TEN 26 (3:27) (Shotgun) K.Toney scrambles left end to TEN 22 for 4 yards (K.Fulton).
 2-6-TEN 22 (2:48) (No Huddle, Shotgun) M.Breida up the middle to TEN 19 for 3 yards (K.Strong).
 3-3-TEN 19 (2:05) (Shotgun) D.Jones left tackle to TEN 17 for 2 yards (K.Fulton).

Two-Minute Warning

- 4-1-TEN 17 (2:00) D.Jones scrambles left end pushed ob at TEN 15 for 2 yards (D.Autry). R17
1-10-TEN 15 (1:54) (No Huddle, Shotgun) S.Barkley left guard to TEN 10 for 5 yards (R.Weaver, A.Hooker).
 2-5-TEN 10 (1:23) (No Huddle) S.Barkley up the middle to TEN 3 for 7 yards (Z.Cunningham, K.Byard). R18
 Timeout #1 by TEN at 01:16.
1-3-TEN 3 (1:16) S.Barkley up the middle to TEN 1 for 2 yards (T.Tart, D.Long).
 Timeout #2 by TEN at 01:09.
 2-1-TEN 1 (1:09) **D.Jones pass short right to C.Myarick for 1 yard, TOUCHDOWN.** P19
 TWO-POINT CONVERSION ATTEMPT. D.Jones pass to S.Barkley is complete. ATTEMPT SUCCEEDS.

NYG 21 TEN 20, 12 plays, 73 yards, 4:21 drive, 13:54 elapsed

G.Gano kicks 65 yards from NYG 35 to end zone, Touchback.

*PENALTY on NYG, Illegal Formation, 5 yards, enforced at TEN 25.***Tennessee Titans at 1:06**

- 1-10-TEN 30 (1:06) (Shotgun) *PENALTY on TEN-T.Lewan, False Start, 5 yards, enforced at TEN 30 - No Play.*
 1-15-TEN 25 (1:06) (Shotgun) R.Tannehill pass short left to K.Philips to TEN 33 for 8 yards (A.Robinson).
 2-7-TEN 33 (:45) (No Huddle, Shotgun) R.Tannehill pass short left to K.Philips pushed ob at TEN 36 for 3 yards (D.Holmes).

New York Giants vs Tennessee Titans at Nissan Stadium

3-4-TEN 36 (:41) (Shotgun) R.Tannehill pass incomplete short middle to T.Burks (J.Ward).
PENALTY on NYG-A.Calitro, Defensive Holding, 5 yards, enforced at TEN 36 - No Play. X17

1-10-TEN 41 (:37) (Shotgun) R.Tannehill pass short right to A.Hooper ran ob at TEN 47 for 6 yards (O.Ximines).

2-4-TEN 47 (:33) (Shotgun) R.Tannehill pass incomplete short left to A.Hooper (O.Ximines).

3-4-TEN 47 (:29) (Shotgun) R.Tannehill pass incomplete deep left to K.Philips.
PENALTY on NYG-D.Holmes, Defensive Holding, 5 yards, enforced at TEN 47 - No Play. X18
 Timeout #1 by NYG at 00:23.

1-10-NYG 48 (:23) (Shotgun) R.Tannehill pass deep left to K.Philips pushed ob at NYG 27 for 21 yards (D.Holmes). P19
 Timeout #3 by TEN at 00:18.

1-10-NYG 27 (:18) R.Tannehill right tackle to NYG 29 for -2 yards (J.Ellis).

2-12-NYG 29 (:05) (No Huddle) R.Tannehill spiked the ball to stop the clock.
 Timeout #2 by NYG at 00:04.

3-12-NYG 29 (:04) R.Bullock 47 yard field goal is No Good, Wide Left, Center-M.Cox, Holder-R.Stonehouse.

END OF QUARTER

		Time	First Downs				Efficiencies	
	Score	Poss	R	P	X	T	3 Down	4 Down
New York Giants	21	9:54	4	3	0	7	1/4	1/1
Tennessee Titans	20	5:06	0	2	2	4	0/2	0/0

Miscellaneous Statistics Report

New York Giants vs Tennessee Titans
9/11/2022 at Nissan Stadium

Ten Longest Plays for New York Giants

Yards	Qtr	Play Start	Play Description
68	3	1-10-NYG 10	(12:45) S.Barkley left end pushed ob at TEN 22 for 68 yards (K.Byard).
65	3	2-11-NYG 35	(8:58) (No Huddle, Shotgun) D.Jones pass deep left to S.Shepard for 65 yards, TOUCHDOWN.
33	4	2-7-NYG 41	(4:00) (No Huddle) S.Barkley up the middle to TEN 26 for 33 yards (K.Fulton). FUMBLES (K.Fulton), ball out of bounds at TEN 11.
19	4	1-10-NYG 15	(14:23) K.Toney left end to NYG 34 for 19 yards (K.Byard).
16	1	3-20-NYG 30	(3:02) (Shotgun) D.Jones pass short middle to R.James to NYG 46 for 16 yards (K.Byard) [D.Autry].
16	2	2-5-NYG 38	(:08) (Shotgun) D.Jones pass deep right to R.James pushed ob at TEN 46 for 16 yards (J.Kalu).
15	2	2-6-NYG 29	(12:08) (No Huddle, Shotgun) S.Barkley right end pushed ob at NYG 44 for 15 yards (K.Byard).
15	2	1-20-NYG 23	(:16) (Shotgun) D.Jones pass short right to K.Golladay to NYG 38 for 15 yards (R.McCreary).
14	1	3-19-NYG 27	(6:57) (Shotgun) D.Jones pass short middle to R.James to NYG 41 for 14 yards (K.Byard, R.McCreary).
13	2	1-10-NYG 9	(:59) (Shotgun) S.Barkley up the middle to NYG 22 for 13 yards (K.Byard, D.Autry).

Ten Longest Plays for Tennessee Titans

Yards	Qtr	Play Start	Play Description
31	2	3-3-TEN 26	(15:00) (Shotgun) R.Tannehill pass short right to D.Hilliard to NYG 43 for 31 yards (T.Crowder).
27	3	1-18-TEN 45	(7:17) R.Tannehill pass short middle to T.Burks to NYG 28 for 27 yards (A.Jackson).
23	3	1-20-NYG 23	(3:00) (Shotgun) R.Tannehill pass short left to D.Hilliard for 23 yards, TOUCHDOWN [D.Lawrence].
22	2	1-10-NYG 33	(9:11) R.Tannehill pass deep right to C.Hollister ran ob at NYG 11 for 22 yards.
21	4	1-10-NYG 48	(:23) (Shotgun) R.Tannehill pass deep left to K.Philips pushed ob at NYG 27 for 21 yards (D.Holmes).
20	1	2-5-NYG 27	(10:42) (Shotgun) R.Tannehill pass short left to T.Burks to NYG 7 for 20 yards (J.Love).
20	3	2-2-TEN 33	(8:06) R.Tannehill pass deep middle to K.Philips to NYG 47 for 20 yards (D.Holmes).
18	2	1-10-TEN 29	(2:33) D.Henry up the middle to TEN 47 for 18 yards (X.McKinney).
13	1	2-10-NYG 45	(12:06) R.Tannehill pass short middle to R.Woods to NYG 32 for 13 yards (X.McKinney).
13	2	1-10-NYG 43	(14:14) R.Tannehill pass short middle to N.Westbrook-Ikhine to NYG 30 for 13 yards (X.McKinney).

Touchdown Scoring Information

		Offense	Defense	Special Teams
VISITOR	New York Giants	3	0	0
HOME	Tennessee Titans	2	0	0

Player Scoring Information

Club	Player	TD	Rush TD	Rec TD	KO TD	Punt TD	Int TD	Fum TD	Misc TD	FG	XP	2Pt Rush	2Pt Rec	Sfty	Points
NYG	S.Barkley	0	1	0	0	0	0	0	0	0	0	0	1	0	8
NYG	S.Shepard	0	0	1	0	0	0	0	0	0	0	0	0	0	6
NYG	C.Myarick	0	0	1	0	0	0	0	0	0	0	0	0	0	6
NYG	G.Gano	0	0	0	0	0	0	0	0	0	1	0	0	0	1
TEN	D.Hilliard	0	0	2	0	0	0	0	0	0	0	0	0	0	12
TEN	R.Bullock	0	0	0	0	0	0	0	0	2	2	0	0	0	8

Possession Detail

	First Half		Second Half		Game	
	Visitor	Home	Visitor	Home	Visitor	Home
Largest Lead	0	13	1	7	1	13
Drives Leading	0	4	0	4	0	8
Time of Possession Leading	0:00	12:21	0:00	8:45	0:00	21:06
Largest Deficit	-13	0	-7	-1	-13	-1
Drives Trailing	5	0	6	1	11	1
Time of Possession Trailing	12:27	0:00	14:15	1:06	26:42	1:06
Times Score Tied Up		0		1		1
Lead Changes		1		2		3

Playtime Percentage

Percent of playtime per player on offense, defense and special teams (Unofficial)

New York Giants

Tennessee Titans

		New York Giants				Tennessee Titans					
		Offense	Defense	Special Teams		Offense	Defense	Special Teams			
A Thomas	T	60	100%	2	7%	N Davis	G	65	100%	5	18%
E Neal	T	60	100%	2	7%	N Petit-Frere	T	65	100%	5	18%
M Glowinski	G	60	100%	2	7%	A Brewer	C	65	100%		
J Feliciano	C	60	100%			B Jones	C	65	100%		
D Jones	QB	60	100%			R Tannehill	QB	65	100%		
S Barkley	RB	50	83%			T Lewan	T	63	97%	5	18%
K Golladay	WR	46	77%			R Woods	WR	46	71%		
S Shepard	WR	43	72%			G Swaim	TE	45	69%	13	46%
R James	WR	42	70%	6	21%	N Westbrook-Ikhine	WR	44	68%	1	4%
B Bredeson	C	32	53%	2	7%	D Henry	RB	44	68%		
D Bellinger	TE	29	48%			A Hooper	TE	40	62%		
J Ezeudu	G	28	47%	2	7%	K Phillips	WR	31	48%	6	21%
D Sills	WR	27	45%			T Burks	WR	24	37%	4	14%
T Hudson	TE	19	32%	5	18%	T Carter	FB	12	18%	19	68%
C Myarick	TE	14	23%	17	61%	D Hilliard	RB	12	18%	5	18%
M Breida	RB	13	22%	19	68%	C Okonkwo	TE	10	15%	8	29%
W Robinson	WR	9	15%			H Haskins	RB	9	14%	21	75%
K Toney	WR	7	12%			C Hollister	WR	8	12%	12	43%
D Hamilton	T	1	2%	2	7%	D Daley	G	2	3%	5	18%
J Love	SS			65	100%	17	61%	K Fulton	CB		
X McKinney	FS			65	100%	7	25%	D Long	LB		
T Crowder	LB			65	100%	7	25%	R McCreary	DB		
A Jackson	CB			65	100%	5	18%	K Byard	FS		
A Robinson	CB			62	95%	15	54%	A Hooker	FS		
J Ward	LB			57	88%			J Simmons	DT		
L Williams	DT			53	82%	7	25%	Z Cunningham	LB		
D Lawrence	DT			44	68%	7	25%	B Dupree	LB		
A Calitro	LB			44	68%			U Amadi	FS		
O Ximines	LB			43	66%	4	14%	D Autry	DE		
D Holmes	CB			40	62%	1	4%	R Weaver	LB		
N Williams	DT			32	49%			T Tart	DT		
T Fox	LB			27	42%	5	18%	K Strong	DE		
J Ellis	DT			18	28%			C Farley	CB		
T Jefferson	SS			13	20%	5	18%	D Walker	DE		
M McFadden	LB			11	17%	13	46%	J Kalu	CB		
D Davidson	DT			7	11%	9	32%	O Adeniyi	LB		
Q Roche	LB			4	6%	18	64%	D Cole	LB		
C Brown	LB					26	93%	D Hand	DE		
C Coughlin	LB					26	93%	J Jones	LB		
G Brightwell	RB					19	68%	T Cannon	RB		
J Pinnock	CB					18	64%	R Stonehouse	P		
N McCloud	CB					14	50%	T Avery	DB		
J Gillan	P					8	29%	M Cox	LS		
C Kreiter	LS					8	29%	R Bullock	K		
G Gano	K					6	21%				

C Flott	DB	2	7%	D Radunz	T	5	18%
				C Levin	C	5	18%
				A Moore	FS	5	18%

2022 TENNESSEE TITANS REGULAR SEASON STATISTICS

Won 0, Lost 1

Date	W-L	Score	OT	Opponent	Attendance
09/11	L	20-21		N.Y. Giants	67,805
09/19				at Buffalo	
09/25				Las Vegas	
10/02				at Indianapolis	
10/09				at Washington	
10/23				Indianapolis	
10/30				at Houston	
11/06				at Kansas City	
11/13				Denver	
11/17				at Green Bay	
11/27				Cincinnati	
12/04				at Philadelphia	
12/11				Jacksonville	
12/18				at L.A. Chargers	
12/24				Houston	
12/29				Dallas	
01/08				at Jacksonville	

Statistic	Tenn.	Opp.
Total First Downs	19	19
Rushing	2	11
Passing	13	7
Penalty	4	1
3rd Down: Made/Att	3/11	2/10
3rd Down Pct.	27.3	20.0
4th Down: Made/Att	0/0	1/1
4th Down Pct.	0.0	100.0
Possession Avg.	31:06	28:54
Total Net Yards	359	394
Avg. Per Game	359.0	394.0
Total Plays	60	58
Avg. Per Play	6.0	6.8
Net Yards Rushing	93	238
Avg. Per Game	93.0	238.0
Total Rushes	26	32
Net Yards Passing	266	156
Avg. Per Game	266.0	156.0
Sacked/Yards Lost	1/0	5/32
Gross Yards	266	188
Att./Completions	33/20	21/17
Completion Pct.	60.6	81.0
Had Intercepted	0	1
Punts/Average	6/57.0	6/51.5
Net Punting Avg.	6/46.7	6/41.2
Penalties/Yards	7/50	8/45
Fumbles/Ball Lost	2/1	2/1
Touchdowns	2	3
Rushing	0	1
Passing	2	2
Returns	0	0

Score By Periods	Q1	Q2	Q3	Q4	OT	PTS
Team	7	6	7	0	0	20
Opponents	0	0	13	8	0	21

Scoring	TD	Rush	Rec	Ret	K-PAT	FG	S	PTS
Hilliard	2	0	2	0			0	12
Bullock	0	0	0	0	2/2	2/3	0	8
Team	2	0	2	0	2/2	2/3	0	20
Opponents	3	1	2	0	1/1	0/0	0	21

2-Pt Conv: TM 0-0, OPP 1-2

Sacks: Simmons 2, Weaver 2, Dupree 1, **TM 5, OPP 1**
 FUM/Lost: Henry 1/0, Philips 1/1

Passing	Att	Cmp	Yds	Cmp%	Yds/Att	TD	TD%	Int	Int%	Long	Sack/Lost	Rating
Tannehill	33	20	266	60.6	8.06	2	6.1	0	0.0	31	1/0	106.4
Team	33	20	266	60.6	8.06	2	6.1	0	0.0	31	1/0	106.4
Opponents	21	17	188	81.0	8.95	2	9.5	1	4.8	65t	5/32	115.9

Rushing	No.	Yds	Avg	Long	TD
Henry	21	82	3.9	18	0
Hilliard	2	8	4.0	5	0
Tannehill	2	7	3.5	9	0
Okonkwo	1	-4	-4.0	-4	0
Team	26	93	3.6	18	0
Opponents	32	238	7.4	68	1

Receiving	No.	Yds	Avg	Long	TD
Philips	6	66	11.0	21	0
Hilliard	3	61	20.3	31	2
Burks	3	55	18.3	27	0
Swaim	3	19	6.3	9	0
Hollister	1	22	22.0	22	0
Westbrook-Ikhine	1	13	13.0	13	0
Woods	1	13	13.0	13	0
Okonkwo	1	11	11.0	11	0
Hooper	1	6	6.0	6	0
Team	20	266	13.3	31	2
Opponents	17	188	11.1	65t	2

Interceptions	No.	Yds	Avg	Long	TD
Hooker	1	0	0.0	0	0
Team	1	0	0.0	0	0
Opponents	0	0	---	---	0

Punting	No.	Yds	Avg	Net	TB	In	Lg	B
Stonehouse	6	342	57.0	46.7	0	3	66	0
Team	6	342	57.0	46.7	0	3	66	0
Opponents	6	309	51.5	41.2	0	5	69	0

Punt Returns	Ret	FC	Yds	Avg	Long	TD
Philips	4	2	62	15.5	46	0
Team	4	2	62	15.5	46	0
Opponents	5	1	62	12.4	22	0

Kickoff Returns	No.	Yds	Avg	Long	TD
Cannon	2	33	16.5	19	0
Team	2	33	16.5	19	0
Opponents	2	41	20.5	24	0

Field Goals	1-19	20-29	30-39	40-49	50+
Bullock	0/0	1/1	0/0	1/2	0/0
Team	0/0	1/1	0/0	1/2	0/0
Opponents	0/0	0/0	0/0	0/0	0/0

Bullock: (46G,23G,47N)

TITANS LOSE 41-7 TO THE BILLS ON A MONDAY NIGHT TO FORGET

**BY JIM WYATT
TENNESSEETITANS.COM
SEPTEMBER 19, 2022**

ORCHARD PARK, N.Y. – Heading into the 2022 season, the Buffalo Bills were widely considered the best team in the AFC, if not the entire NFL.

Here on Monday night, the Titans helped them make their case.

So, what about Titans?

Well, let's just say the team has plenty of work to do.

The Titans lost 41-7 to the Bills here on Monday night in a game that really came off the rails in the second half.

"It's definitely an embarrassing loss, something I can't remember ever happening before," Titans safety Kevin Byard said. "A lot of things got us beat today. It's tough, especially on Monday night."

As Bills fans danced to "Shout," Titans fans in Nashville and beyond probably wanted to scream.

The Titans are now 0-2 for the first since the 2012 season.

"In this league, nobody is going to feel sorry for you, and we understand that," Titans coach Mike Vrabel. "We have to get things fixed – we have to figure out how to win a game. We have to get home and get back to work."

"We got our asses kicked, plain and simple," Vrabel said later. "They outcoached us, they outplayed us and that is the definition of it. We are going to get back to work and we're going to figure out a way to win a football game."

On this night, the Titans couldn't get much going on offense while also struggling to put up much resistance on defense.

Turnovers, mistakes and injuries contributed to the team's miserable night.

"It's brutal," Titans quarterback Ryan Tannehill said. "I haven't been part of a whole lot of games like that. A brutal, brutal night. But we have a lot of football in front of us, so we have to turn the page quickly on this one and get ready to go next week."

"This one is tough to swallow, but we can't sit around and have the woe-is-me attitude. We have to be able to turn the page and get some things fixed and come ready to go next week."

The Bills took an early 7-0 lead on an 11-yard touchdown pass from quarterback Josh Allen to running back Reggie Gilliam.

It was a sign of things to come.

Allen completed 26-of-38 passes for 317 yards and four touchdowns on the night, including three touchdown throws to receiver Stefon Diggs.

The Titans showed some life early, answering an early deficit with a 75-yard drive to tie the contest. A two-yard touchdown run by running back Derrick Henry, which came on fourth down, made it 7-7. The Titans got big catches from tight end Austin Hooper and receivers Treyton Burks and Nick Westbrook-Ikhine on the drive, which set up the score.

The Titans defense stepped up on the ensuing drive, as Titans safety Kevin Byard corralled Allen on a fourth down throw, and linebacker Zach Cunningham batted his pass down. The Titans took over after that play but ended up punting it back after a drive of their own fizzled out.

The Bills then regained the lead 10-7 on a 49-yard field goal by kicker Tyler Bass, and they never looked back.

The Bills extended their lead to 17-7 one minute before halftime on a four-yard touchdown pass from Allen to Diggs, which came on fourth down.

Less than five minutes into the third quarter, Allen connected with Diggs again – this time from 46 yards – and the Bills led 24-7.

It became 27-7 Buffalo not long after that, as a muffed punt by Titans return man Kyle Philips was recovered by the Bills and cashed in for three more points on another field goal by Bass.

Things got even worse.

After Tannehill was intercepted, the Bills scored yet again on another touchdown pass from Allen to Diggs. This score made it 34-7 with 5:34 left, and left Buffalo fans dancing once again to "Shout."

A 43-yard interception return for a touchdown by Bills linebacker Matt Milano made it 41-7 in the third quarter.

Henry was held to just 25 yards on 13 carries in the contest.

"We just weren't good enough at all," Henry said. "They were the better team in all three phases. We need to take accountability, and work harder."

"We have to respond to adversity, and that's what we're going through right now. We got our butts kicked, and it's about how you respond. We have to flush this and get ready to play again. We don't want to play like this again."

The Titans replaced Tannehill with back-up quarterback Malik Willis, and he finished the contest.

The game was a costly one for the Titans in the injury department.

Left tackle Taylor Lewan and running back/returner Trenton Cannon suffered knee injuries in the first quarter and did not return. Also, outside linebackers Bud Dupree (hip) and Ola Adeniyi

(wrist) and defensive back Ugo Amadi were also injured in the first half.

The Titans return to action on Sunday at Nissan Stadium vs the Las Vegas Raiders.

"We could have done better in all three phases," linebacker David Long Jr. said. "It's still early in the season. ... We are 0 and 2, and it's the start of the season still. We have the right men in this group, and the right men on this team to get the job done. We are not going to fall apart after this. We are going to take to coaching, we are going to hold each other accountable and we're going to get back in the lab and get to it."

###

WEEK 2, 2022

National Football League Game Summary

NFL Copyright © 2022 by The National Football League. All rights reserved. This summary and play-by-play is for the express purpose of assisting media in their coverage of the game; any other use of this material is prohibited without the written permission of the National Football League.

Date: Monday, 9/19/2022

Tennessee Titans at Buffalo Bills
at Highmark Stadium, Orchard Park, NY

Start Time: 7:15 PM EDT

Game Day Weather

Game Weather: Partly cloudy

Temp: 70° F (21.1° C) Humidity: 84%, Wind: West 11 mph

Played Open Stadium on Turf: A-Turf Titan

Outdoor Weather: Forecast: cloudy, slight chance of rain, low temp 65,

Officials

Referee: Smith, Shawn (14)
Line Judge: Dolce, Michael (123)
Back Judge: Paganelli, Perry (46)

Umpire: Neale, Bryan (92)
Field Judge: Prioleau, Dyrol (109)
Replay Official: Wimmer, Mike (0)

Down Judge: Hittner, Mark (28)
Side Judge: Reynard, Clay (18)

Lineups

Tennessee Titans				Buffalo Bills			
Offense		Defense		Offense		Defense	
WR 16	T.Burks	DT 98	J.Simmons	TE 88	D.Knox	EDGE 50	G.Rousseau
LT 77	T.Lewan	NT 93	T.Tart	LT 73	D.Dawkins	DT 97	J.Phillips
LG 55	A.Brewer	DE 95	D.Walker	LG 76	R.Saffold	DT 92	D.Jones
C 60	B.Jones	LLB 48	B.Dupree	C 60	M.Morse	EDGE 40	V.Miller
RG 64	N.Davis	MLB 51	D.Long	RG 71	R.Bates	WLB 58	M.Milano
RT 78	N.Petit-Frere	RLB 41	Z.Cunningham	RT 79	S.Brown	MLB 49	T.Edmunds
TE 87	G.Swaim	CB 30	T.Avery	WR 14	S.Diggs	CB 7	T.Johnson
WR 15	N.Westbrook-Ikhine	CB 21	R.McCreary	WR 6	I.McKenzie	CB 47	C.Benford
QB 17	R.Tannehill	CB 3	C.Farley	WR 15	J.Kumerow	CB 30	D.Jackson
WR 2	R.Woods	SS 31	K.Byard	QB 17	J.Allen	S 21	J.Poyer
RB 22	D.Henry	FS 37	A.Hooker	RB 26	D.Singletary	S 23	M.Hyde

Substitutions

P 4 R.Stonehouse, QB 7 M.Willis, WR 8 C.Hollister, K 14 R.Bullock, WR 18 K.Phillips, WR 19 J.Gordon, CB 20 L.Johnson, RB 23 T.Cannon, RB 25 H.Haskins, DB 28 J.Kalu, DB 32 U.Amadi, DB 35 C.Jackson, LB 42 J.Jones, FB 44 T.Carter, LS 46 M.Cox, LB 53 D.Cole, C/G 62 C.Levin, OL 71 D.Daley, OL 75 D.Radunz, TE 81 A.Hooper, TE 85 C.Okonkwo, DT 90 N.Jones, OLB 92 O.Adeniyi, DL 96 D.Autry, DE 97 K.Strong, OLB 99 R.Weaver

Substitutions

K 2 T.Bass, S 3 D.Hamlin, S 4 J.Johnson, P 8 S.Martin, WR 10 K.Shakir, QB 18 C.Keenum, RB 20 Z.Moss, CB 24 K.Elam, RB 25 T.Jones, RB 28 J.Cook, CB 33 S.Neal, FB 41 R.Gilliam, LB 43 T.Bernard, LB 44 T.Matakevich, LB 53 T.Dodson, DE 55 C.Basham, DE 57 A.Epenesa, T 68 B.Hart, LS 69 R.Ferguson, G 75 G.Van Roten, T/G 77 D.Quessenberry, WR 80 J.Crowder, TE 85 Q.Morris, DE 90 S.Lawson, DT 93 B.Bryant, DT 98 C.Brewer

Did Not Play

Did Not Play

Not Active

Not Active

CB 26 K.Fulton, RB 36 J.Chestnut, RB 40 D.Hilliard, OLB 59 D.Tuszka, OL 73 Ja.Jones

WR 13 G.Davis, CB 39 C.Lewis, LB 54 B.Spector, T 72 T.Doyle, TE 89 T.Sweeney, DT 91 E.Oliver, DT 99 T.Settle

Field Goals (made () & missed)

		T.Bass				(49) (37)	
		1	2	3	4	OT	Total
VISITOR:	Tennessee Titans	7	0	0	0	0	7
HOME:	Buffalo Bills	7	10	24	0	0	41

Scoring Plays

Team	Qtr	Time	Play Description (Extra Point) (Drive Info)	Visitor	Home
Bills	1	9:07	R.Gilliam 11 yd. pass from J.Allen (T.Bass kick) (12-75, 5:53)	0	7
Titans	1	5:23	D.Henry 2 yd. run (R.Bullock kick) (9-75, 3:44)	7	7
Bills	2	7:20	T.Bass 49 yd. Field Goal (6-51, 2:34)	7	10
Bills	2	1:00	S.Diggs 4 yd. pass from J.Allen (T.Bass kick) (8-77, 4:10)	7	17
Bills	3	10:18	S.Diggs 46 yd. pass from J.Allen (T.Bass kick) (7-80, 2:26)	7	24
Bills	3	7:32	T.Bass 37 yd. Field Goal (4-1, 0:50)	7	27
Bills	3	5:34	S.Diggs 14 yd. pass from J.Allen (T.Bass kick) (4-51, 1:13)	7	34
Bills	3	3:49	M.Milano 43 yd. interception return (T.Bass kick)	7	41

Paid Attendance: 70,683

Time: 3:15

Final Individual Statistics

Tennessee Titans

RUSHING	ATT	YDS	AVG	LG	TD
H.Haskins	9	37	4.1	9	0
D.Henry	13	25	1.9	9	1
M.Willis	4	16	4.0	8	0
R.Tannehill	1	2	2.0	2	0
Total	27	80	3.0	9	1

PASSING	ATT	CMP	YDS	SK/YD	TD	LG	IN	RT
R.Tannehill	20	11	117	2/16	0	19	2	32.7
M.Willis	4	1	6	0/0	0	6	0	39.6
Total	24	12	123	2/16	0	19	2	30.4

PASS RECEIVING	TAR	REC	YDS	AVG	LG	TD
T.Burks	6	4	47	11.8	16	0
R.Woods	5	4	39	9.8	17	0
A.Hooper	5	1	19	19.0	19	0
N.Westbrook-Ikhine	4	1	13	13.0	13	0
K.Phillips	1	1	5	5.0	5	0
H.Haskins	1	1	0	0.0	0	0
J.Gordon	1	0	0	0.0	0	0
Total	23	12	123	10.3	19	0

INTERCEPTIONS	NO	YDS	AVG	LG	TD
Total	0	0	0	0	0

PUNTING	NO	YDS	AVG	NET	TB	IN20	LG
R.Stonehouse	6	333	55.5	45.3	1	2	64
Total	6	333	55.5	45.3	1	2	64

PUNT RETURNS	NO	YDS	AVG	FC	LG	TD
K.Phillips	1	0	0.0	0	0	0
A.Hooker	1	0	0.0	0	0	0
R.Woods	0	0	0.0	1	0	0
Total	2	0	0.0	1	0	0

KICKOFF RETURNS	NO	YDS	AVG	FC	LG	TD
H.Haskins	2	40	20.0	0	20	0
[TOUCHBACK]	6	0	0.0	0	0	0
Total	2	40	20.0	0	20	0

Buffalo Bills

RUSHING	ATT	YDS	AVG	LG	TD
J.Cook	11	53	4.8	33	0
D.Singletery	6	19	3.2	16	0
Z.Moss	3	17	5.7	17	0
J.Allen	1	10	10.0	10	0
C.Keenum	3	2	0.7	4	0
Total	24	101	4.2	33	0

PASSING	ATT	CMP	YDS	SK/YD	TD	LG	IN	RT
J.Allen	38	26	317	1/4	4	46	0	128.9
C.Keenum	2	0	0	0/0	0	0	0	39.6
Total	40	26	317	1/4	4	46	0	122.6

PASS RECEIVING	TAR	REC	YDS	AVG	LG	TD
S.Diggs	15	12	148	12.3	46	3
D.Knox	5	4	41	10.3	15	0
J.Kumerow	3	2	50	25.0	39	0
I.McKenzie	3	2	37	18.5	28	0
R.Gilliam	3	2	17	8.5	11	1
D.Singletery	3	2	2	1.0	1	0
J.Crowder	2	1	16	16.0	16	0
Q.Morris	1	1	6	6.0	6	0
K.Shakir	2	0	0	0.0	0	0
Z.Moss	1	0	0	0.0	0	0
J.Cook	1	0	0	0.0	0	0
Total	39	26	317	12.2	46	4

INTERCEPTIONS	NO	YDS	AVG	LG	TD
M.Milano	1	43	43.0	43	1
J.Poyer	1	0	0.0	0	0
Total	2	43	21.5	43	1

PUNTING	NO	YDS	AVG	NET	TB	IN20	LG
S.Martin	3	145	48.3	48.3	0	2	57
Total	3	145	48.3	48.3	0	2	57

PUNT RETURNS	NO	YDS	AVG	FC	LG	TD
J.Crowder	4	41	10.3	1	16	0
[TOUCHBACK]	1	0	0.0	0	0	0
Total	4	41	10.3	1	16	0

KICKOFF RETURNS	NO	YDS	AVG	FC	LG	TD
[TOUCHBACK]	2	0	0.0	0	0	0
Total	0	0	0.0	0	0	0

Tennessee Titans

FUMBLES	FUM	LOST	OWN-REC	YDS	TD	FORCED	OPP-REC	YDS	TD	OUT-BDS
A.Hooker	1	0	0	0	0	0	0	0	0	0
K.Phillips	1	1	0	0	0	0	0	0	0	0
M.Willis	1	1	0	0	0	0	0	0	0	0
T.Avery	0	0	1	0	0	0	0	0	0	0
Total	3	2	1	0	0	0	0	0	0	0

Buffalo Bills

FUMBLES	FUM	LOST	OWN-REC	YDS	TD	FORCED	OPP-REC	YDS	TD	OUT-BDS
C.Basham	0	0	0	0	0	0	1	1	0	0
T.Dodson	0	0	0	0	0	0	1	0	0	0

Tennessee Titans vs Buffalo Bills
9/19/2022 at Highmark Stadium

Final Individual Statistics

Total	0	0	0	0	0	0	2	1	0	0
-------	---	---	---	---	---	---	---	---	---	---

Final Team Statistics

	Visitor Titans	Home Bills
TOTAL FIRST DOWNS	12	23
By Rushing	5	6
By Passing	6	13
By Penalty	1	4
THIRD DOWN EFFICIENCY	4-12-33.3%	5-13-38.5%
FOURTH DOWN EFFICIENCY	1-1-100.0%	2-3-66.7%
TOTAL NET YARDS	187	414
Total Offensive Plays (inc. times thrown passing)	53	65
Average gain per offensive play	3.5	6.4
NET YARDS RUSHING	80	101
Total Rushing Plays	27	24
Average gain per rushing play	3.0	4.2
Tackles for a loss-number and yards	6-12	1-5
NET YARDS PASSING	107	313
Times thrown - yards lost attempting to pass	2-16	1-4
Gross yards passing	123	317
PASS ATTEMPTS-COMPLETIONS-HAD INTERCEPTED	24-12-2	40-26-0
Avg gain per pass play (inc.# thrown passing)	4.1	7.6
KICKOFFS Number-In End Zone-Touchbacks	2-2-2	8-6-6
PUNTS Number and Average	6-55.5	3-48.3
Had Blocked	0	0
FGs - PATs Had Blocked	0-0	0-0
Net Punting Average	45.3	48.3
TOTAL RETURN YARDAGE (Not Including Kickoffs)	0	84
No. and Yards Punt Returns	2-0	4-41
No. and Yards Kickoff Returns	2-40	0-0
No. and Yards Interception Returns	0-0	2-43
PENALTIES Number and Yards	9-87	8-49
FUMBLES Number and Lost	3-2	0-0
TOUCHDOWNS	1	5
Rushing	1	0
Passing	0	4
Interceptions	0	1
EXTRA POINTS Made-Attempts	1-1	5-5
Kicking Made-Attempts	1-1	5-5
FIELD GOALS Made-Attempts	0-0	2-2
RED ZONE EFFICIENCY	1-1-100%	3-5-60%
GOAL TO GO EFFICIENCY	0-0-0%	0-0-0%
SAFETIES	0	0
FINAL SCORE	7	41
TIME OF POSSESSION	28:26	31:34

Ball Possession And Drive Chart

Tennessee Titans

#	Time Recd	Time Lost	Time Poss	How Ball Obtained	Drive Began	# Play	Yds Gain	Yds Pen	Net Yds	1st Down	Last Scrm	How Given Up
1	9:07	5:23	3:44	Kickoff	TEN 25	9	60	15	75	4	* BUF 2	Touchdown
2	1:18	9:54	6:24	Downs	TEN 31	9	26	-15	11	2	TEN 42	Punt
3	7:20	5:10	2:10	Kickoff	TEN 25	3	0	0	0	0	TEN 25	Punt
4	1:00	0:00	1:00	Kickoff	TEN 25	3	4	0	4	1	TEN 37	End of Half
5	15:00	12:44	2:16	Kickoff	TEN 25	5	20	0	20	1	TEN 45	Punt
6	10:18	9:14	1:04	Kickoff	TEN 24	3	-1	0	-1	0	TEN 23	Punt
7	7:32	6:47	0:45	Kickoff	TEN 25	2	3	5	8	0	TEN 33	Interception
8	5:34	3:49	1:45	Kickoff	TEN 29	3	20	-10	10	1	TEN 39	Interception
9	3:49	0:14	3:35	Kickoff	TEN 25	6	18	0	18	1	TEN 43	Punt
10	14:39	10:44	3:55	Punt	TEN 36	7	29	5	34	2	BUF 34	Fumble
11	8:27	6:39	1:48	Punt	TEN 11	3	8	0	8	0	TEN 19	Punt

(281) Average TEN 26

Buffalo Bills

#	Time Recd	Time Lost	Time Poss	How Ball Obtained	Drive Began	# Play	Yds Gain	Yds Pen	Net Yds	1st Down	Last Scrm	How Given Up
1	15:00	9:07	5:53	Kickoff	BUF 25	12	75	0	75	5	* TEN 11	Touchdown
2	5:23	1:18	4:05	Kickoff	BUF 25	7	31	13	44	2	TEN 31	Downs
3	9:54	7:20	2:34	Punt	BUF 18	6	46	5	51	3	TEN 31	Field Goal
4	5:10	1:00	4:10	Punt	BUF 23	8	82	-5	77	4	* TEN 4	Touchdown
5	12:44	10:18	2:26	Punt	BUF 20	7	75	5	80	3	TEN 46	Touchdown
6	9:14	8:22	0:52	Punt	BUF 44	3	9	-5	4	0	BUF 48	Punt
7	8:22	7:32	0:50	Muffed Punt	TEN 20	4	1	0	1	0	* TEN 19	Field Goal
8	6:47	5:34	1:13	Interception	BUF 49	4	37	14	51	3	* TEN 14	Touchdown
9	0:14	14:39	0:35	Punt	BUF 4	3	3	0	3	0	BUF 7	Punt
10	10:44	8:27	2:17	Fumble	BUF 36	3	3	0	3	0	BUF 39	Punt
11	6:39	0:00	6:39	Punt	BUF 33	10	52	0	52	3	* TEN 14	End of Game

(357) Average BUF 32

* inside opponent's 20

Time of Possession by Quarter		1st	2nd	3rd	4th	OT	Total
Visitor	Tennessee Titans	5:02	8:16	9:25	5:43		28:26
Home	Buffalo Bills	9:58	6:44	5:35	9:17		31:34
Kickoff Drive No.-Start Average		Titans: 8 - TEN 25			Bills: 2 - BUF 25		

First Quarter

TEN wins the coin toss and elects to defer. BUF elects to Receive, and TEN elects to defend the west goal.

R.Bullock kicks 65 yards from TEN 35 to end zone, Touchback. TEN-T.Cannon was injured during the play. His return is Questionable. Kick through end zone. T.Cannon assisted off.

Buffalo Bills at 15:00

1-10-BUF 25	(15:00) (Shotgun) J.Allen pass short middle to S.Diggs to BUF 29 for 4 yards (K.Byard).	
2-6-BUF 29	(14:21) D.Singletary up the middle to BUF 45 for 16 yards (A.Hooker).	R1
<u>1-10-BUF 45</u>	(13:35) B.Hart reported in as eligible. D.Singletary left guard to BUF 45 for no gain (Z.Cunningham).	
2-10-BUF 45	(12:59) (Shotgun) J.Allen pass short right to D.Singletary to BUF 46 for 1 yard (R.McCreary). BUF-M.Morse was injured during the play. His return is Questionable. M.Morse walks off.	
3-9-BUF 46	(12:36) (Shotgun) J.Allen scrambles left end to TEN 44 for 10 yards (R.McCreary).	R2
<u>1-10-TEN 44</u>	(11:55) (Shotgun) J.Allen pass incomplete short right to S.Diggs [B.Dupree].	
2-10-TEN 44	(11:50) D.Singletary left guard to TEN 42 for 2 yards (K.Byard, D.Autry).	
3-8-TEN 42	(11:14) (Shotgun) J.Allen pass short right to J.Kumerow to TEN 31 for 11 yards (T.Avery).	P3
<u>1-10-TEN 31</u>	(10:37) (Shotgun) J.Allen pass short right to S.Diggs pushed ob at TEN 23 for 8 yards (R.McCreary).	
2-2-TEN 23	(10:01) (Shotgun) J.Allen pass incomplete short left to I.McKenzie.	
3-2-TEN 23	(9:56) (Shotgun) J.Allen pass short left to D.Knox pushed ob at TEN 11 for 12 yards (R.McCreary).	P4
	Timeout #1 by TEN at 09:16.	
<u>1-10-TEN 11</u>	(9:16) J.Allen pass short left to R.Gilliam for 11 yards, TOUCHDOWN.	P5
	T.Bass extra point is GOOD, Center-R.Ferguson, Holder-S.Martin.	

TEN 0 BUF 7, 12 plays, 75 yards, 5:53 drive, 5:53 elapsed

T.Bass kicks 65 yards from BUF 35 to end zone, Touchback. Kick through end zone.

Tennessee Titans at 9:07

1-10-TEN 25	(9:07) R.Tannehill pass short middle to T.Burks to TEN 39 for 14 yards (D.Jackson, J.Poyer). TEN-T.Lewan was injured during the play. His return is Questionable. T.Lewan assisted off.	P1
<u>1-10-TEN 39</u>	(8:43) (Shotgun) D.Henry up the middle to TEN 41 for 2 yards (G.Rousseau, J.Phillips).	
2-8-TEN 41	(7:59) (Shotgun) R.Tannehill pass short left to T.Burks to TEN 46 for 5 yards (C.Benford).	
	Penalty on BUF-C.Benford, Illegal Use of Hands, declined.	X2
	PENALTY on BUF-G.Rousseau, Roughing the Passer, 15 yards, enforced at TEN 46.	
<u>1-10-BUF 39</u>	(7:44) D.Henry left guard to BUF 30 for 9 yards (J.Poyer, D.Jackson).	
2-1-BUF 30	(7:02) D.Radunz reported in as eligible. R.Tannehill pass deep right to A.Hooper ran ob at BUF 11 for 19 yards.	P3
<u>1-10-BUF 11</u>	(6:36) (Shotgun) R.Tannehill pass incomplete short right to A.Hooper (J.Poyer). QB pressure: G.Rousseau.	
2-10-BUF 11	(6:32) D.Henry left tackle to BUF 15 for -4 yards (C.Benford).	
3-14-BUF 15	(5:47) (Shotgun) R.Tannehill pass short right to N.Westbrook-Ikhine pushed ob at BUF 2 for 13 yards (C.Benford).	
4-1-BUF 2	Buffalo challenged the pass completion ruling, and the play was Upheld. The ruling on the field stands. (Timeout #1.) (5:27) (Shotgun) D.Henry up the middle for 2 yards, TOUCHDOWN.	R4
	R.Bullock extra point is GOOD, Center-M.Cox, Holder-R.Stonehouse.	

TEN 7 BUF 7, 9 plays, 75 yards, 1 penalty, 3:44 drive, 9:37 elapsed

R.Bullock kicks 65 yards from TEN 35 to end zone, Touchback. Kick through end zone.

Buffalo Bills at 5:23

1-10-BUF 25	(5:23) J.Allen pass deep left to S.Diggs to BUF 41 for 16 yards (C.Farley).	P6
<u>1-10-BUF 41</u>	(4:45) J.Cook left end pushed ob at BUF 41 for no gain (Z.Cunningham; C.Farley).	
2-10-BUF 41	(4:08) J.Allen pass short right to R.Gilliam to BUF 47 for 6 yards (R.McCreary).	
3-4-BUF 47	(3:24) (Shotgun) J.Allen pass incomplete short right to S.Diggs.	
	PENALTY on TEN-T.Avery, Defensive Pass Interference, 13 yards, enforced at BUF 47 - No Play.	X7
<u>1-10-TEN 40</u>	(3:18) Z.Moss right end to TEN 40 for no gain (R.McCreary).	
2-10-TEN 40	(2:40) (Shotgun) J.Allen pass short right to S.Diggs pushed ob at TEN 31 for 9 yards (T.Avery).	
3-1-TEN 31	(2:10) (Shotgun) Z.Moss up the middle to TEN 31 for no gain (Z.Cunningham).	
4-1-TEN 31	(1:25) (Shotgun) J.Allen pass incomplete short right to Z.Moss (Z.Cunningham).	

Tennessee Titans at 1:18

1-10-TEN 31	(1:18) (Shotgun) D.Henry left guard to TEN 35 for 4 yards (T.Johnson).	
2-6-TEN 35	(:41) (Shotgun) R.Tannehill pass incomplete short left to T.Burks (D.Jackson).	
3-6-TEN 35	(:36) (Shotgun) PENALTY on BUF-J.Phillips, Encroachment, 5 yards, enforced at TEN 35 - No Play.	
3-1-TEN 40	(:36) R.Tannehill up the middle to TEN 42 for 2 yards (D.Jones).	R5

Tennessee Titans vs Buffalo Bills at Highmark Stadium

END OF QUARTER

	Score	Time Poss	First Downs				Efficiencies	
			R	P	X	T	3 Down	4 Down
Tennessee Titans	7	5:02	2	2	1	5	1/2	1/1
Buffalo Bills	7	9:58	2	4	1	7	3/4	0/1

Second Quarter

9/19/2022

Play By Play

Tennessee Titans continued.

<u>1-10-TEN 42</u>	(15:00) R.Tannehill sacked at TEN 34 for -8 yards (T.Edmunds).	
2-18-TEN 34	(14:18) H.Haskins left tackle to TEN 38 for 4 yards (A.Epenesa).	
3-14-TEN 38	(13:34) (Shotgun) R.Tannehill pass short middle to T.Burks pushed ob at BUF 46 for 16 yards (J.Poyer).	P6
<u>1-10-BUF 46</u>	(12:57) D.Henry left tackle to BUF 47 for -1 yards (T.Edmunds).	
2-11-BUF 47	(12:15) R.Tannehill pass short left to R.Woods to BUF 30 for 17 yards (T.Johnson) [V.Miller].	
	PENALTY on TEN-B.Jones, Face Mask, 15 yards, enforced at BUF 47 - No Play.	
2-26-TEN 38	(11:45) (Shotgun) R.Tannehill pass short right to R.Woods to TEN 42 for 4 yards (T.Johnson).	
3-22-TEN 42	(11:04) (Shotgun) R.Tannehill pass short left to K.Philips to TEN 47 for 5 yards (M.Milano).	
4-17-TEN 47	(10:23) (Punt formation) PENALTY on TEN-L.Johnson, False Start, 5 yards, enforced at TEN 47 - No Play.	
4-22-TEN 42	(10:05) R.Stonehouse punts 50 yards to BUF 8, Center-M.Cox. J.Crowder to BUF 18 for 10 yards (D.Cole).	

Buffalo Bills at 9:54

1-10-BUF 18	(9:54) J.Allen pass deep middle to I.McKenzie to BUF 46 for 28 yards (K.Byard).	P8
<u>1-10-BUF 46</u>	(9:27) (No Huddle, Shotgun) J.Allen pass short right to D.Knox to TEN 45 for 9 yards (K.Byard).	
2-1-TEN 45	(9:02) (No Huddle, Shotgun) PENALTY on TEN-T.Tart, Encroachment, 5 yards, enforced at TEN 45 - No Play.	X9
<u>1-10-TEN 40</u>	(8:41) (Shotgun) J.Allen pass incomplete deep right to D.Knox.	
	PENALTY on TEN-D.Long, Illegal Contact, 5 yards, enforced at TEN 40 - No Play.	X10
<u>1-10-TEN 35</u>	(8:33) D.Singletary right guard to TEN 32 for 3 yards (N.Jones; O.Adeniyi). TEN-O.Adeniyi was injured during the play. His return is Questionable. O.Adeniyi walks off.	
2-7-TEN 32	(8:11) (Shotgun) J.Allen pass short right to Q.Morris to TEN 26 for 6 yards (R.McCreary).	
3-1-TEN 26	(7:29) J.Allen pass incomplete short left to J.Kumerow.	
4-1-TEN 26	(7:25) (Shotgun) PENALTY on BUF-G.Van Roten, False Start, 5 yards, enforced at TEN 26 - No Play.	
4-6-TEN 31	(7:25) T.Bass 49 yard field goal is GOOD, Center-R.Ferguson, Holder-S.Martin.	

TEN 7 BUF 10, 6 plays, 51 yards, 2 penalties, 2:34 drive, 7:40 elapsed

T.Bass kicks 65 yards from BUF 35 to end zone, Touchback. Kick through end zone.

Tennessee Titans at 7:20

1-10-TEN 25	(7:20) D.Henry right tackle to TEN 29 for 4 yards (J.Phillips).
2-6-TEN 29	(6:43) D.Henry left tackle to TEN 25 for -4 yards (V.Miller).
3-10-TEN 25	(5:59) (Shotgun) R.Tannehill pass short right to H.Haskins to TEN 25 for no gain (K.Elam).
4-10-TEN 25	(5:18) R.Stonehouse punts 52 yards to BUF 23, Center-M.Cox, fair catch by J.Crowder.

Buffalo Bills at 5:10

1-10-BUF 23	(5:10) (Shotgun) D.Singletary left guard to BUF 18 for -5 yards (T.Tart).	
2-15-BUF 18	(4:33) (Shotgun) J.Allen pass short middle to D.Knox to BUF 33 for 15 yards (K.Byard, D.Long).	P11
<u>1-10-BUF 33</u>	(3:51) B.Hart reported in as eligible. J.Allen pass deep left to J.Kumerow to TEN 28 for 39 yards (C.Farley).	P12
<u>1-10-TEN 28</u>	(3:05) J.Allen pass short middle to S.Diggs to TEN 13 for 15 yards (R.McCreary).	P13
<u>1-10-TEN 13</u>	(2:23) (Shotgun) J.Allen pass short left to S.Diggs to TEN 4 for 9 yards (Z.Cunningham).	

Two-Minute Warning

2-1-TEN 4	(2:00) B.Hart reported in as eligible. J.Allen pass incomplete short left to S.Diggs (A.Hooker).	
3-1-TEN 4	(1:53) (Shotgun) PENALTY on BUF-M.Morse, False Start, 5 yards, enforced at TEN 4 - No Play.	
3-6-TEN 9	(1:53) (Shotgun) J.Allen pass short right to D.Knox to TEN 4 for 5 yards (L.Johnson, K.Byard).	
	Timeout #2 by BUF at 01:07.	
4-1-TEN 4	(1:07) (Shotgun) J.Allen pass short right to S.Diggs for 4 yards, TOUCHDOWN.	P14
	T.Bass extra point is GOOD, Center-R.Ferguson, Holder-S.Martin.	

TEN 7 BUF 17, 8 plays, 77 yards, 4:10 drive, 14:00 elapsed

T.Bass kicks 65 yards from BUF 35 to end zone, Touchback. Kick through end zone.

Tennessee Titans at 1:00

1-10-TEN 25	(1:00) (Shotgun) R.Tannehill pass incomplete short right to A.Hooper (V.Miller).	
2-10-TEN 25	(:58) (Shotgun) R.Tannehill pass short left to T.Burks to TEN 37 for 12 yards (D.Jackson). BUF-D.Jackson was injured during the play. D.Jackson taken from field via ambulance. Timeout #3 by BUF at 00:45.	P7
<u>1-10-TEN 37</u>	(:45) (Shotgun) R.Tannehill sacked at TEN 29 for -8 yards (G.Rousseau).	

Tennessee Titans vs Buffalo Bills at Highmark Stadium

END OF QUARTER

	Score	Time Poss	First Downs				Efficiencies	
			R	P	X	T	3 Down	4 Down
Tennessee Titans	7	8:16	0	2	0	2	1/3	0/0
Buffalo Bills	17	6:44	0	5	2	7	0/2	1/1

Third Quarter

9/19/2022

Play By Play

TEN elects to Receive, and BUF elects to defend the East goal.

T.Bass kicks 65 yards from BUF 35 to end zone, Touchback. Kick through end zone.

Tennessee Titans at 15:00

- 1-10-TEN 25 (15:00) R.Tannehill pass incomplete short right to A.Hooper (K.Elam).
- 2-10-TEN 25 (14:53) (Shotgun) R.Tannehill pass short left to R.Woods to TEN 42 for 17 yards (K.Elam). P8
- 1-10-TEN 42 (14:14) (Shotgun) D.Henry left guard to TEN 46 for 4 yards (M.Hyde, G.Rousseau).
- 2-6-TEN 46 (13:41) D.Henry left guard to TEN 45 for -1 yards (J.Poyer).
- 3-7-TEN 45 (12:58) (Shotgun) R.Tannehill pass incomplete deep right to N.Westbrook-Ikhine.
- 4-7-TEN 45 (12:53) R.Stonehouse punts 55 yards to end zone, Center-M.Cox, Touchback. Kick into end zone.

Buffalo Bills at 12:44

- 1-10-BUF 20 (12:44) (Shotgun) J.Allen sacked at BUF 16 for -4 yards (D.Autry).
Penalty on BUF, Illegal Formation, declined.
- 2-14-BUF 16 (12:26) (Shotgun) J.Allen pass incomplete short middle to S.Diggs [D.Autry].
Penalty on BUF-S.Brown, Offensive Holding, declined.
- 3-14-BUF 16 (12:20) (Shotgun) J.Allen pass incomplete deep right to S.Diggs.
PENALTY on TEN-O.Adeniyi, Defensive Offside, 5 yards, enforced at BUF 16 - No Play.
- 3-9-BUF 21 (12:14) (Shotgun) J.Allen pass short middle to J.Crowder to BUF 37 for 16 yards (K.Byard). P15
- 1-10-BUF 37 (11:39) J.Allen pass short left to S.Diggs pushed ob at BUF 46 for 9 yards (R.McCreary).
- 2-1-BUF 46 (11:06) (Shotgun) J.Allen pass short left to S.Diggs pushed ob at TEN 46 for 8 yards (R.McCreary). P16
- 1-10-TEN 46 (10:32) J.Allen pass incomplete deep right to R.Gilliam.
- 2-10-TEN 46 (10:26) (Shotgun) J.Allen pass deep left to S.Diggs for 46 yards, TOUCHDOWN. P17
T.Bass extra point is GOOD, Center-R.Ferguson, Holder-S.Martin.

TEN 7 BUF 24, 7 plays, 80 yards, 1 penalty, 2:26 drive, 4:42 elapsed

T.Bass kicks 61 yards from BUF 35 to TEN 4. H.Haskins to TEN 24 for 20 yards (D.Hamlin).

Tennessee Titans at 10:18, (1st play from scrimmage 10:14)

- 1-10-TEN 24 (10:14) (Shotgun) R.Tannehill pass incomplete short right to T.Burks.
- 2-10-TEN 24 (10:07) D.Henry left guard to TEN 23 for -1 yards (G.Rousseau).
- 3-11-TEN 23 (9:32) (Shotgun) R.Tannehill pass incomplete deep right to N.Westbrook-Ikhine [J.Phillips].
- 4-11-TEN 23 (9:27) R.Stonehouse punts 63 yards to BUF 14, Center-M.Cox. J.Crowder to BUF 29 for 15 yards (J.Jones).
PENALTY on TEN-T.Avery, Face Mask, 15 yards, enforced at BUF 29.

Buffalo Bills at 9:14

- 1-10-BUF 44 (9:14) (Shotgun) J.Allen pass incomplete short left.
- 2-10-BUF 44 (9:10) (Shotgun) J.Allen pass short left to I.McKenzie to TEN 47 for 9 yards (D.Long).
- 3-1-TEN 47 (8:37) (Shotgun) J.Allen pass incomplete short right to D.Knox.
- 4-1-TEN 47 (8:33) (Shotgun) PENALTY on BUF, Delay of Game, 5 yards, enforced at TEN 47 - No Play.
- 4-6-BUF 48 (8:33) S.Martin punts 38 yards to TEN 14, Center-R.Ferguson. K.Philips MUFFS catch, RECOVERED by BUF-T.Dodson at TEN 20. T.Dodson ran ob at TEN 20 for no gain.

Buffalo Bills at 8:22

- 1-10-TEN 20 (8:22) (Shotgun) J.Allen pass incomplete short left to J.Crowder (J.Simmons). Pass batted at line.
- 2-10-TEN 20 (8:19) (Shotgun) J.Allen pass short middle to D.Singletery to TEN 19 for 1 yard (Z.Cunningham).
- 3-9-TEN 19 (7:40) (Shotgun) J.Allen pass incomplete short middle to D.Singletery (D.Autry). Pass tipped at line.
- 4-9-TEN 19 (7:36) T.Bass 37 yard field goal is GOOD, Center-R.Ferguson, Holder-S.Martin.

TEN 7 BUF 27, 4 plays, 1 yards, 0:50 drive, 7:28 elapsed

T.Bass kicks 65 yards from BUF 35 to end zone, Touchback. Kick through end zone.

Tennessee Titans at 7:32

- 1-10-TEN 25 (7:32) PENALTY on BUF-C.Brewer, Neutral Zone Infraction, 5 yards, enforced at TEN 25 - No Play.
- 1-5-TEN 30 (7:32) D.Henry up the middle to TEN 33 for 3 yards (K.Elam).
- 2-2-TEN 33 (6:53) (Shotgun) R.Tannehill pass deep left intended for R.Woods INTERCEPTED by J.Poyer (T.Edmunds) at BUF 49. J.Poyer to BUF 49 for no gain (N.Westbrook-Ikhine).

Buffalo Bills at 6:47

- 1-10-BUF 49 (6:47) (Shotgun) Z.Moss right tackle to TEN 34 for 17 yards (A.Hooker). R18
- 1-10-TEN 34 (6:09) (Shotgun) J.Allen pass short right to S.Diggs to TEN 28 for 6 yards (C.Jackson).

Tennessee Titans vs Buffalo Bills at Highmark Stadium

PENALTY on TEN-C.Jackson, Face Mask, 14 yards, enforced at TEN 28.

X19

1-10-TEN 14 (5:43) (Shotgun) J.Allen pass incomplete short right to J.Cook.

2-10-TEN 14 (5:38) (Shotgun) J.Allen pass short right to S.Diggs for 14 yards, TOUCHDOWN.

P20

T.Bass extra point is GOOD, Center-R.Ferguson, Holder-S.Martin.

TEN 7 BUF 34, 4 plays, 51 yards, 1 penalty, 1:13 drive, 9:26 elapsed

T.Bass kicks 56 yards from BUF 35 to TEN 9. H.Haskins to TEN 29 for 20 yards (T.Johnson; T.Jones).

Tennessee Titans at 5:34, (1st play from scrimmage 5:27)

1-10-TEN 29 (5:27) (Shotgun) R.Tannehill pass short right to R.Woods to TEN 41 for 12 yards (M.Hyde, K.Elam). BUF-M.Hyde was injured during the play. He is Out. M.Hyde assisted off.

P9

1-10-TEN 41 (4:53) D.Henry left end to TEN 49 for 8 yards (B.Bryant).

2-2-TEN 49 (4:24) (No Huddle, Shotgun) R.Tannehill pass short left to D.Henry to BUF 47 for 4 yards (T.Edmunds).

PENALTY on TEN-J.Gordon, Offensive Pass Interference, 10 yards, enforced at TEN 49 - No Play.

2-12-TEN 39 (3:58) (Shotgun) R.Tannehill pass short right intended for N.Westbrook-Ikhine INTERCEPTED by M.Milano at TEN 43. M.Milano for 43 yards, TOUCHDOWN.

Buffalo Bills at 3:49

T.Bass extra point is GOOD, Center-R.Ferguson, Holder-S.Martin.

TEN 7 BUF 41, 0 plays, 43 yards, 0:00 drive, 11:11 elapsed

T.Bass kicks 65 yards from BUF 35 to end zone, Touchback. Kick through end zone.

Tennessee Titans at 3:49

1-10-TEN 25 (3:49) 7-M.Willis in at QB. (Shotgun) M.Willis pass incomplete short left to A.Hooper.

2-10-TEN 25 (3:45) (Shotgun) M.Willis scrambles left tackle to TEN 33 for 8 yards (C.Brewer).

3-2-TEN 33 (3:03) (Shotgun) H.Haskins right guard to TEN 35 for 2 yards (S.Lawson, M.Milano).

R10

1-10-TEN 35 (2:17) (Shotgun) H.Haskins up the middle to TEN 38 for 3 yards (T.Johnson).

2-7-TEN 38 (1:43) (Shotgun) M.Willis pass short middle to R.Woods to TEN 44 for 6 yards (T.Johnson).

3-1-TEN 44 (1:06) (Shotgun) M.Willis right end to TEN 43 for -1 yards (M.Milano).

4-2-TEN 43 (:25) R.Stonehouse punts 49 yards to BUF 8, Center-M.Cox. J.Crowder to BUF 20 for 12 yards (J.Jones).

PENALTY on BUF-Q.Morris, Offensive Holding, 4 yards, enforced at BUF 8.

Penalty on BUF-T.Dodson, Unnecessary Roughness, declined. Penalty enforced from the end of the kick (0 vd. return).

Buffalo Bills at 0:14

1-10-BUF 4 (:14) C.Keenum in at QB. D.Singletary up the middle to BUF 7 for 3 yards (K.Strong).

END OF QUARTER

	Score	Time Poss	First Downs				Efficiencies	
			R	P	X	T	3 Down	4 Down
Tennessee Titans	7	9:25	1	2	0	3	1/4	0/0
Buffalo Bills	41	5:35	1	4	1	6	1/3	0/0

Fourth Quarter

9/19/2022

Play By Play

Buffalo Bills continued.

- 2-7-BUF 7 (15:00) (Shotgun) B.Hart reported in as eligible. C.Keenum pass incomplete short left to K.Shakir.
 3-7-BUF 7 (14:56) (Shotgun) C.Keenum pass incomplete deep right to K.Shakir.
 4-7-BUF 7 (14:51) S.Martin punts 56 yards to TEN 37, Center-R.Ferguson. A.Hooker MUFFS catch, recovered by TEN-T.Avery at TEN 36.

Tennessee Titans at 14:39

- 1-10-TEN 36 (14:39) H.Haskins left guard to TEN 38 for 2 yards (T.Dodson, B.Bryant).
 PENALTY on BUF-S.Lawson, Defensive Offside, 5 yards, enforced at TEN 36 - No Play.
 1-5-TEN 41 (14:13) H.Haskins right end to TEN 46 for 5 yards (S.Neal). R11
1-10-TEN 46 (13:36) H.Haskins right end to BUF 49 for 5 yards (C.Brewer).
 2-5-BUF 49 (12:54) (Shotgun) H.Haskins right guard to BUF 48 for 1 yard (A.Epenesa; C.Basham).
 3-4-BUF 48 (12:14) (Shotgun) M.Willis scrambles right end pushed ob at BUF 43 for 5 yards (T.Bernard). R12
1-10-BUF 43 (11:35) M.Willis pass incomplete short middle to J.Gordon.
 2-10-BUF 43 (11:30) (Shotgun) H.Haskins left end to BUF 34 for 9 yards (T.Bernard; J.Johnson).
 3-1-BUF 34 (10:54) (Shotgun) M.Willis left end to BUF 30 for 4 yards. FUMBLES, touched at BUF 30, RECOVERED by BUF-C.Basham at BUF 35.
 C.Basham ran ob at BUF 36 for 1 yard. M.Willis ran into C.Okonkwo and lost ball.

Buffalo Bills at 10:44

- 1-10-BUF 36 (10:44) B.Hart reported in as eligible. J.Cook left tackle to BUF 38 for 2 yards (N.Jones).
 2-8-BUF 38 (10:03) J.Cook right tackle to BUF 38 for no gain (D.Walker, D.Cole).
 3-8-BUF 38 (9:18) J.Cook left guard to BUF 39 for 1 yard (D.Walker).
 4-7-BUF 39 (8:34) S.Martin punts 50 yards to TEN 11, Center-R.Ferguson, fair catch by R.Woods.

Tennessee Titans at 8:27

- 1-10-TEN 11 (8:27) H.Haskins right end to TEN 16 for 5 yards (J.Johnson).
 2-5-TEN 16 (7:42) H.Haskins up the middle to TEN 19 for 3 yards (T.Bernard, S.Neal).
 3-2-TEN 19 (6:59) (Shotgun) M.Willis pass incomplete short right. Thrown away, under pressure from C.Basham.
 4-2-TEN 19 (6:52) R.Stonehouse punts 64 yards to BUF 17, Center-M.Cox. J.Crowder to BUF 33 for 16 yards (C.Okonkwo, J.Jones).

Buffalo Bills at 6:39

- 1-10-BUF 33 (6:39) J.Cook left end pushed ob at TEN 34 for 33 yards (C.Farley). TEN-C.Jackson was injured during the play. R21
1-10-TEN 34 (5:54) (Shotgun) J.Cook up the middle to TEN 31 for 3 yards (D.Walker; N.Jones).
 2-7-TEN 31 (5:08) J.Cook up the middle to TEN 29 for 2 yards (J.Kalu).
 3-5-TEN 29 (4:25) (Shotgun) C.Keenum left tackle to TEN 25 for 4 yards (R.McCreary).
 4-1-TEN 25 (3:43) J.Cook right guard to TEN 23 for 2 yards (T.Avery). R22
1-10-TEN 23 (2:59) J.Cook right end to TEN 18 for 5 yards (N.Jones).
 2-5-TEN 18 (2:14) (Shotgun) J.Cook up the middle to TEN 16 for 2 yards (J.Kalu, K.Strong).

Two-Minute Warning

- 3-3-TEN 16 (2:00) J.Cook right guard to TEN 13 for 3 yards (D.Walker). R23
1-10-TEN 13 (1:15) C.Keenum kneels to TEN 14 for -1 yards.
 2-11-TEN 14 (:32) C.Keenum kneels to TEN 15 for -1 yards.

END OF QUARTER

	Score	Time Poss	First Downs				Efficiencies	
			R	P	X	T	3 Down	4 Down
Tennessee Titans	7	5:43	2	0	0	2	1/3	0/0
Buffalo Bills	41	9:17	3	0	0	3	1/4	1/1

Miscellaneous Statistics Report

Tennessee Titans vs Buffalo Bills
9/19/2022 at Highmark Stadium

Ten Longest Plays for Tennessee Titans

Yards	Qtr	Play Start	Play Description
20	1	2-8-TEN 41	(7:59) (Shotgun) R.Tannehill pass short left to T.Burks to TEN 46 for 5 yards (C.Benford). Penalty on BUF-C.Benford, Illegal Use of Hands, declined. PENALTY on BUF-G.Rousseau, Roughing the Passer, 15 yards, enforced at TEN 46.
19	1	2-1-BUF 30	(7:02) D.Radunz reported in as eligible. R.Tannehill pass deep right to A.Hooper ran ob at BUF 11 for 19 yards.
17	3	2-10-TEN 25	(14:53) (Shotgun) R.Tannehill pass short left to R.Woods to TEN 42 for 17 yards (K.Elam).
16	2	3-14-TEN 38	(13:34) (Shotgun) R.Tannehill pass short middle to T.Burks pushed ob at BUF 46 for 16 yards (J.Poyer).
14	1	1-10-TEN 25	(9:07) R.Tannehill pass short middle to T.Burks to TEN 39 for 14 yards (D.Jackson, J.Poyer). TEN-T.Lewan was injured during the play. His return is Questionable. T.Lewan assisted off.
13	1	3-14-BUF 15	(5:47) (Shotgun) R.Tannehill pass short right to N.Westbrook-Ikhine pushed ob at BUF 2 for 13 yards (C.Benford). Buffalo challenged the pass completion ruling, and the play was Upheld. The ruling on the field stands. (Timeout #1.)
12	2	2-10-TEN 25	(:58) (Shotgun) R.Tannehill pass short left to T.Burks to TEN 37 for 12 yards (D.Jackson). BUF-D.Jackson was injured during the play. D.Jackson taken from field via ambulance.
12	3	1-10-TEN 29	(5:27) (Shotgun) R.Tannehill pass short right to R.Woods to TEN 41 for 12 yards (M.Hyde, K.Elam). BUF-M.Hyde was injured during the play. He is Out. M.Hyde assisted off.
9	1	1-10-BUF 39	(7:44) D.Henry left guard to BUF 30 for 9 yards (J.Poyer, D.Jackson).
9	4	2-10-BUF 43	(11:30) (Shotgun) H.Haskins left end to BUF 34 for 9 yards (T.Bernard; J.Johnson).

Ten Longest Plays for Buffalo Bills

Yards	Qtr	Play Start	Play Description
46	3	2-10-TEN 46	(10:26) (Shotgun) J.Allen pass deep left to S.Diggs for 46 yards, TOUCHDOWN.
39	2	1-10-BUF 33	(3:51) B.Hart reported in as eligible. J.Allen pass deep left to J.Kumerow to TEN 28 for 39 yards (C.Farley).
33	4	1-10-BUF 33	(6:39) J.Cook left end pushed ob at TEN 34 for 33 yards (C.Farley). TEN-C.Jackson was injured during the play.
28	2	1-10-BUF 18	(9:54) J.Allen pass deep middle to I.McKenzie to BUF 46 for 28 yards (K.Byard).
20	3	1-10-TEN 34	(6:09) (Shotgun) J.Allen pass short right to S.Diggs to TEN 28 for 6 yards (C.Jackson).
17	3	1-10-BUF 49	(6:47) (Shotgun) Z.Moss right tackle to TEN 34 for 17 yards (A.Hooker).
16	1	2-6-BUF 29	(14:21) D.Singletery up the middle to BUF 45 for 16 yards (A.Hooker).
16	1	1-10-BUF 25	(5:23) J.Allen pass deep left to S.Diggs to BUF 41 for 16 yards (C.Farley).
16	3	3-9-BUF 21	(12:14) (Shotgun) J.Allen pass short middle to J.Crowder to BUF 37 for 16 yards (K.Byard).
15	2	2-15-BUF 18	(4:33) (Shotgun) J.Allen pass short middle to D.Knox to BUF 33 for 15 yards (K.Byard, D.Long).

Touchdown Scoring Information

		Offense	Defense	Special Teams
VISITOR	Tennessee Titans	1	0	0
HOME	Buffalo Bills	4	1	0

Player Scoring Information

Club	Player	TD	Rush TD	Rec TD	KO TD	Punt TD	Int TD	Fum TD	Misc TD	FG	XP	2Pt Rush	2Pt Rec	Sfty	Points
TEN	D.Henry	0	1	0	0	0	0	0	0	0	0	0	0	0	6
TEN	R.Bullock	0	0	0	0	0	0	0	0	0	1	0	0	0	1
BUF	S.Diggs	0	0	3	0	0	0	0	0	0	0	0	0	0	18
BUF	T.Bass	0	0	0	0	0	0	0	0	2	5	0	0	0	11
BUF	R.Gilliam	0	0	1	0	0	0	0	0	0	0	0	0	0	6
BUF	M.Milano	0	0	0	0	0	1	0	0	0	0	0	0	0	6

Possession Detail

	First Half		Second Half		Game	
	Visitor	Home	Visitor	Home	Visitor	Home
Largest Lead	0	10	0	34	0	34
Drives Leading	0	1	0	7	0	8
Time of Possession Leading	0:00	4:10	0:00	14:52	0:00	19:02
Largest Deficit	-10	0	-34	0	-34	0
Drives Trailing	3	0	7	0	10	0
Time of Possession Trailing	6:54	0:00	15:08	0:00	22:02	0:00
Times Score Tied Up		1		0		1
Lead Changes		2		0		2

R Stonehouse	P	7	26%	T Matakevich	LB	20	74%
R Bullock	K	3	11%	T Bass	K	15	56%
T Cannon	RB	1	4%	S Martin	P	10	37%
				R Ferguson	LS	10	37%

2022 TENNESSEE TITANS REGULAR SEASON STATISTICS

Won 0, Lost 2

Date	W-L	Score	OT	Opponent	Attendance
09/11	L	20-21		N.Y. Giants	67,805
09/19	L	7-41		at Buffalo	70,683
09/25				Las Vegas	
10/02				at Indianapolis	
10/09				at Washington	
10/23				Indianapolis	
10/30				at Houston	
11/06				at Kansas City	
11/13				Denver	
11/17				at Green Bay	
11/27				Cincinnati	
12/04				at Philadelphia	
12/11				Jacksonville	
12/18				at L.A. Chargers	
12/24				Houston	
12/29				Dallas	
01/08				at Jacksonville	

Statistic	Tenn.	Opp.
Total First Downs	31	42
Rushing	7	17
Passing	19	20
Penalty	5	5
3rd Down: Made/Att	7/23	7/23
3rd Down Pct.	30.4	30.4
4th Down: Made/Att	1/1	3/4
4th Down Pct.	100.0	75.0
Possession Avg.	29:46	30:14
Total Net Yards	546	808
Avg. Per Game	273.0	404.0
Total Plays	113	123
Avg. Per Play	4.8	6.6
Net Yards Rushing	173	339
Avg. Per Game	86.5	169.5
Total Rushes	53	56
Net Yards Passing	373	469
Avg. Per Game	186.5	234.5
Sacked/Yards Lost	3/16	6/36
Gross Yards	389	505
Att./Completions	57/32	61/43
Completion Pct.	56.1	70.5
Had Intercepted	2	1
Punts/Average	12/56.3	9/50.4
Net Punting Avg.	12/46.0	9/43.6
Penalties/Yards	16/137	16/94
Fumbles/Ball Lost	5/3	2/1
Touchdowns	3	8
Rushing	1	1
Passing	2	6
Returns	0	1

Score By Periods	Q1	Q2	Q3	Q4	OT	PTS
Team	14	6	7	0	0	27
Opponents	7	10	37	8	0	62

Scoring	TD	Rush	Rec	Ret	K-PAT	FG	S	PTS
Hilliard	2	0	2	0			0	12
Bullock	0	0	0	0	3/3	2/3	0	9
Henry	1	1	0	0			0	6
Team	3	1	2	0	3/3	2/3	0	27
Opponents	8	1	6	1	6/6	2/2	0	62

2-Pt Conv: TM 0-0, OPP 1-2

Sacks: Simmons 2, Weaver 2, Autry 1, Dupree 1, **TM 6, OPP 3**
FUM/Lost: Phillips 2/2, Henry 1/0, Hooker 1/0, Willis 1/1

Passing	Att	Cmp	Yds	Cmp%	Yds/Att	TD	TD%	Int	Int%	Long	Sack/Lost	Rating
Tannehill	53	31	383	58.5	7.23	2	3.8	2	3.8	31	3/16	77.8
Willis	4	1	6	25.0	1.50	0	0.0	0	0.0	6	0/0	39.6
Team	57	32	389	56.1	6.82	2	3.5	2	3.5	31	3/16	74.4
Opponents	61	43	505	70.5	8.28	6	9.8	1	1.6	65t	6/36	121.3

Rushing	No.	Yds	Avg	Long	TD
Henry	34	107	3.1	18	1
Haskins	9	37	4.1	9	0
Willis	4	16	4.0	8	0
Tannehill	3	9	3.0	9	0
Hilliard	2	8	4.0	5	0
Okonkwo	1	-4	-4.0	-4	0
Team	53	173	3.3	18	1
Opponents	56	339	6.1	68	1

Receiving	No.	Yds	Avg	Long	TD
Burks	7	102	14.6	27	0
Phillips	7	71	10.1	21	0
Woods	5	52	10.4	17	0
Hilliard	3	61	20.3	31	2
Swaim	3	19	6.3	9	0
Westbrook-Ikhine	2	26	13.0	13	0
Hooper	2	25	12.5	19	0
Hollister	1	22	22.0	22	0
Okonkwo	1	11	11.0	11	0
Haskins	1	0	0.0	0	0
Team	32	389	12.2	31	2
Opponents	43	505	11.7	65t	6

Interceptions	No.	Yds	Avg	Long	TD
Hooker	1	0	0.0	0	0
Team	1	0	0.0	0	0
Opponents	2	43	21.5	43t	1

Punting	No.	Yds	Avg	Net	TB	In	Lg	B
Stonehouse	12	675	56.3	46.0	1	5	66	0
Team	12	675	56.3	46.0	1	5	66	0
Opponents	9	454	50.4	43.6	0	7	69	0

Punt Returns	Ret	FC	Yds	Avg	Long	TD
Phillips	5	2	62	12.4	46	0
Hooker	1	0	0	0.0	0	0
Woods	0	1	0	---	---	0
Team	6	3	62	10.3	46	0
Opponents	9	2	103	11.4	22	0

Kickoff Returns	No.	Yds	Avg	Long	TD
Cannon	2	33	16.5	19	0
Haskins	2	40	20.0	20	0
Team	4	73	18.3	20	0
Opponents	2	41	20.5	24	0

Field Goals	1-19	20-29	30-39	40-49	50+
Bullock	0/0	1/1	0/0	1/2	0/0
Team	0/0	1/1	0/0	1/2	0/0
Opponents	0/0	0/0	1/1	1/1	0/0

Bullock: (46G,23G,47N) ()
 OPP: () (49G,37G)

TITANS HOLD OFF RAIDERS 24-22 TO EARN FIRST WIN OF SEASON

**BY JIM WYATT
TENNESSEETITANS.COM
SEPTEMBER 25, 2022**

NASHVILLE – The Titans avoided falling into a Black Hole on Sunday against the Raiders.

After their 24-22 gut-check win at Nissan Stadium, there was reason to celebrate.

Now, the plan is to keep the momentum going.

"I loved the way they competed, and fought," Titans head coach Mike Vrabel of his players. "Give the Raiders a lot of credit, but I have to give our guys a lot of credit."

It wasn't easy, and it came down to a few big plays at the end.

By winning, the Titans (1-2) snapped an early two-game losing streak as they head to Indianapolis (1-1-1) for a big AFC South game next Sunday.

"I think it will help everybody," Vrabel said. "Losing sucks, especially when you are used to winning, when you have high expectations. I am excited for the players – I really am. I know that they probably deserved one earlier in the season and we didn't end up with it. But you only get what you fight for in this league and I thought they fought for it, and I am happy for them."

Quarterback Ryan Tannehill completed 14-of-17 passes for 195 yards and a touchdown in the first half, and the Titans led 24-10 at the break.

Things got tense late, though, as the Titans failed to score in the second half.

But the defense held the Raiders to field goals on two drives that reached their red zone, and they got

some big stops, and a big turnover, down the stretch.

Safety Kevin Byard had a key interception in the end zone in the fourth quarter to end a Raiders drive. Then after a late score by the Raiders, the Titans stopped a two-point conversion try with 1:14 left as linebacker Dylan Cole and Byard each got a hand on the football to break up a Derek Carr pass intended for tight end Darren Waller.

And, the Titans held on to win.

"To end the game, and get a W at home, it feels great," Byard said. "That feeling in the locker room is something we want to continue to feel, and keep building on that."

Tight end Austin Hooper recovered an onside kick and the Titans held on.

"It's huge (to win)," said Tannehill, who completed 19-of-27 passes for 264 yards and a touchdown, along with interception, in the contest. "It was obviously not the way we saw the first two weeks going, but I'm proud of the way we responded today. We played with an attitude, played with an edge, and found a way to win."

Running back Derrick Henry racked up 143 all-purpose yards in the contest – 85 rushing yards and 58 receiving yards (on five catches). Henry also scored on a one-yard touchdown run.

Receiver Robert Woods had four catches and 85 receiving yards.

"It's hard to win in this league," Henry said. "I'm happy that I was able to contribute to a great team win."

The Titans came out red-hot on offense, scoring touchdowns on their first three possessions.

The Titans took a 7-0 lead early on a beautiful, 12-play, 75-yard touchdown drive to open the game. Tannehill capped it off with a two-

yard touchdown pass to tight end Geoff Swaim.

The Raiders cut the lead to 7-3 on a 21-yard field goal by kicker Daniel Carlson.

But the Titans punched again early, putting together another nice drive and capping it off with a one-yard touchdown run by Henry to make it 14-3 with 14:25 left in the second quarter. A 41-yard catch by Woods – the team's longest offensive play to date on the season – set the drive in motion, and a tough catch by rookie receiver Treylon Burks put the ball at the one.

The Raiders answered with a scoring drive of their own, and they capped it off with a five-yard touchdown pass from Carr to receiver Davante Adams.

The Titans kept swinging, and they extended their lead to 21-10 on an eight-play, 79-yard drive that was capped off with a one-yard sneak by Tannehill. A 24-yard run by Henry put the Titans on the one-yard line.

A 48-yard field goal by kicker Randy Bullock on the final play of the first half gave the Titans a 24-10 lead at the half.

The Raiders put together a nice drive at the start of the second half, but the Titans held them to a 32-yard field goal, and they led 24-13 midway through the third quarter.

Byard's interception of a Carr pass in the end zone delayed the drama until late. The Raiders got another field goal from kicker Daniel Carlson with 3:29 left to make it 24-16 and the Raiders made it really interesting late when Carr connected with Mack Hollins for a nine-yard touchdown with just 1:14 left.

Then came the unsuccessful two-point try.

"Getting the first win, getting that off your back, now we just have to keep this momentum going," center Ben Jones said. "Winning is

contagious and we hope we all
catch it this week."

###

Week 3

National Football League Game Summary

NFL Copyright © 2022 by The National Football League. All rights reserved. This summary and play-by-play is for the express purpose of assisting media in their coverage of the game; any other use of this material is prohibited without the written permission of the National Football League.

Date: Sunday, 9/25/2022

Las Vegas Raiders at Tennessee Titans
at Nissan Stadium, Nashville, TN

Start Time: 12:02 PM CDT

Game Day Weather

Game Weather: Cloudy

Temp: 77° F (25.0° C) Humidity: 72%, Wind: W 5 mph

Played Open Stadium on Turf: Grass

Outdoor Weather: Cloudy,

Officials

Referee: Rogers, Brad (126)
Line Judge: Eaton, Thomas (70)
Back Judge: Steed, Greg (12)

Umpire: Paganelli, Carl (124)
Field Judge: Santi, Aaron (50)
Replay Official: Hubbell, Bob (0)

Down Judge: Payne, Kent (79)
Side Judge: Jeffries, Anthony (36)

Lineups

Las Vegas Raiders			Tennessee Titans			
Offense		Defense	Offense		Defense	
WR 10	M.Hollins	DE 55	C.Jones	WR 15	N.Westbrook-Ikhine	
TE 87	F.Moreau	DT 97	A.Billings	FB 44	T.Carter	
WR 17	D.Adams	DT 91	B.Nichols	LT 71	D.Daley	
LT 74	K.Miller	DE 98	M.Crosby	LG 55	A.Brewer	
LG 64	A.Bars	SS 24	J.Abram	C 60	B.Jones	
C 66	D.Parham	OLB 5	D.Deablo	RG 64	N.Davis	
RG 72	J.Elumunor	LB 50	J.Brown	RT 78	N.Petit-Frere	
RT 77	T.Munford	S 33	R.Teamer	TE 87	G.Swaim	
TE 83	D.Waller	CB 26	R.Ya-Sin	WR 2	R.Woods	
QB 4	D.Carr	CB 39	N.Hobbs	QB 17	R.Tannehill	
RB 28	J.Jacobs	S 30	D.Harmon	RB 22	D.Henry	
					OLB 99	R.Weaver
					NT 93	T.Tart
					DT 98	J.Simmons
					DE 95	D.Walker
					MLB 51	D.Long
					RLB 41	Z.Cunningham
					OLB 59	D.Tuszk
					CB 21	R.McCreary
					CB 26	K.Fulton
					SS 31	K.Byard
					FS 37	A.Hooker

Substitutions

K 2 D.Carlson, P 6 A.Cole, S 20 I.Pola-Mao, CB 21 A.Robertson, RB 22 A.Abdullah, CB 27 S.Webb, RB 34 B.Bolden, RB 35 Z.White, S 41 M.Farley, FB 45 J.Johnson, LS 47 T.Sieg, DE 51 M.Koonce, LB 58 D.Butler, LB 59 L.Masterson, G 67 L.Cotton, G 76 J.Simpson, TE 80 J.Horsted, WR 84 K.Cole, DT 90 J.Hankins, DT 94 M.Butler, DT 95 K.Vickers, DE 96 T.Bower, DE 99 C.Ferrell

CB 3 C.Farley, P 4 R.Stonehouse, WR 8 C.Hollister, K 14 R.Bullock, WR 16 T.Burks, WR 19 J.Gordon, CB 20 L.Johnson, RB 25 H.Haskins, DB 28 J.Kalu, CE 30 T.Avery, DB 39 T.Mitchell, RB 40 D.Hilliard, LB 42 J.Jones, LS 46 M.Cox, LB 53 D.Cole, OLB 57 W.Ray, C/G 62 C.Levin, G 70 J.Roos, TE 81 A.Hooper, TE 85 C.Okonkwo, TE 86 K.Rader, DT 90 N.Jones, DL 96 D.Autry, DE 97 K.Strong

Did Not Play

WR 1 T.Johnson, QB 3 J.Stidham, T 71 J.Herron

Did Not Play

QB 7 M.Willis, OL 75 D.Radunz

Not Active

WR 13 H.Renfrow, S 25 T.Moehrig, RB 38 B.Brown, LB 52 D.Perryman, C 68 A.James, T 78 J.Barton, DT 92 N.Farrell

Not Active

WR 18 K.Philips, DB 32 U.Amadi, RB 36 J.Chestnut, DB 47 A.Adams, OLB 48 B.Dupree, OLB 92 O.Adeniyi

Field Goals (made () & missed)

		(21)	(32)	(35)	R.Bullock	(48)		
					1	2	3	4
VISITOR:	Las Vegas Raiders				3	7	3	9
HOME:	Tennessee Titans				7	17	0	0
							OT	Total
								0 22
								0 24

Scoring Plays

Team	Qtr	Time	Play Description (Extra Point) (Drive Info)	Visitor	Home
Titans	1	7:22	G.Swaim 2 yd. pass from R.Tannehill (R.Bullock kick) (12-75, 7:38)	0	7
Raiders	1	2:19	D.Carlson 21 yd. Field Goal (9-72, 5:03)	3	7
Titans	2	14:25	D.Henry 1 yd. run (R.Bullock kick) (6-75, 2:54)	3	14
Raiders	2	9:44	D.Adams 5 yd. pass from D.Carr (D.Carlson kick) (7-75, 4:41)	10	14
Titans	2	4:55	R.Tannehill 1 yd. run (R.Bullock kick) (8-79, 4:49)	10	21
Titans	2	0:00	R.Bullock 48 yd. Field Goal (3-19, 0:21)	10	24
Raiders	3	6:57	D.Carlson 32 yd. Field Goal (14-61, 8:03)	13	24
Raiders	4	3:29	D.Carlson 35 yd. Field Goal (7-63, 2:39)	16	24
Raiders	4	1:14	M.Hollins 9 yd. pass from D.Carr (pass failed) (14-81, 1:43)	22	24

Week 3

National Football League Game Summary

NFL Copyright © 2022 by The National Football League. All rights reserved. This summary and play-by-play is for the express purpose of assisting media in their coverage of the game; any other use of this material is prohibited without the written permission of the National Football League.

Paid Attendance: 68,649

Time: 3:09

Final Individual Statistics

Las Vegas Raiders

Tennessee Titans

RUSHING							RUSHING						
	ATT	YDS	AVG	LG	TD		ATT	YDS	AVG	LG	TD		
J.Jacobs	13	66	5.1	13	0	D.Henry	20	85	4.3	24	1		
B.Bolden	3	17	5.7	12	0	D.Hilliard	2	14	7.0	10	0		
D.Carr	2	17	8.5	11	0	T.Burks	1	8	8.0	8	0		
D.Adams	1	-4	-4.0	-4	0	R.Tannehill	4	2	0.5	3	1		
Total	19	96	5.1	13	0	Total	27	109	4.0	24	2		

PASSING									PASSING								
	ATT	CMP	YDS	SK/YD	TD	LG	IN	RT		ATT	CMP	YDS	SK/YD	TD	LG	IN	RT
D.Carr	44	26	303	1/7	2	60	1	85.7	R.Tannehill	27	19	264	1/12	1	41	1	98.4
M.Hollins	1	1	4	0/0	0	4	0	83.3	Total	27	19	264	1/12	1	41	1	98.4
Total	45	27	307	1/7	2	60	1	86.1	Total	27	19	264	1/12	1	41	1	98.4

PASS RECEIVING							PASS RECEIVING						
	TAR	REC	YDS	AVG	LG	TD		TAR	REC	YDS	AVG	LG	TD
M.Hollins	11	8	158	19.8	60	1	D.Henry	6	5	58	11.6	23	0
D.Adams	10	5	36	7.2	18	1	R.Woods	9	4	85	21.3	41	0
J.Jacobs	5	5	31	6.2	13	0	N.Westbrook-Ikhine	3	3	40	13.3	15	0
F.Moreau	4	3	44	14.7	22	0	G.Swaim	3	3	19	6.3	13	1
D.Waller	5	3	22	7.3	17	0	A.Hooper	2	2	19	9.5	11	0
B.Bolden	2	2	4	2.0	6	0	D.Hilliard	1	1	30	30.0	30	0
K.Cole	4	1	12	12.0	12	0	T.Burks	2	1	13	13.0	13	0
Total	41	27	307	11.4	60	2	Total	26	19	264	13.9	41	1

INTERCEPTIONS						INTERCEPTIONS					
	NO	YDS	AVG	LG	TD		NO	YDS	AVG	LG	TD
D.Harmon	1	13	13.0	13	0	K.Byard	1	24	24.0	24	0
Total	1	13	13.0	13	0	Total	1	24	24.0	24	0

PUNTING								PUNTING							
	NO	YDS	AVG	NET	TB	IN20	LG		NO	YDS	AVG	NET	TB	IN20	LG
A.Cole	3	144	48.0	41.0	0	2	58	R.Stonehouse	3	181	60.3	49.3	1	2	70
Total	3	144	48.0	41.0	0	2	58	Total	3	181	60.3	49.3	1	2	70

PUNT RETURNS								PUNT RETURNS							
	NO	YDS	AVG	FC	LG	TD		NO	YDS	AVG	FC	LG	TD		
K.Cole	1	13	13.0	1	13	0	R.Woods	1	21	21.0	1	21	0		
[TOUCHBACK]	1	0	0.0	0	0	0	[DOWNED]	1	0	0.0	0	0	0		
Total	1	13	13.0	1	13	0	Total	1	21	21.0	1	21	0		

KICKOFF RETURNS								KICKOFF RETURNS							
	NO	YDS	AVG	FC	LG	TD		NO	YDS	AVG	FC	LG	TD		
A.Abdullah	1	23	23.0	0	23	0	H.Haskins	1	29	29.0	0	29	0		
[TOUCHBACK]	3	0	0.0	0	0	0	[TOUCHBACK]	4	0	0.0	0	0	0		
Total	1	23	23.0	0	23	0	Total	1	29	29.0	0	29	0		

Las Vegas Raiders

FUMBLES												
	FUM	LOST	OWN-REC	YDS	TD	FORCED	OPP-REC	YDS	TD	OUT-BDS		
J.Jacobs	1	0	0	0	0	0	0	0	0	1		
M.Crosby	0	0	0	0	0	1	0	0	0	0		
Total	1	0	0	0	0	1	0	0	0	1		

Tennessee Titans

FUMBLES												
	FUM	LOST	OWN-REC	YDS	TD	FORCED	OPP-REC	YDS	TD	OUT-BDS		
R.Tannehill	1	0	0	0	0	0	0	0	0	0		
N.Westbrook-Ikhine	0	0	1	0	0	0	0	0	0	0		
A.Hooker	0	0	0	0	0	1	0	0	0	0		
Total	1	0	1	0	0	1	0	0	0	0		

Final Team Statistics

	Visitor Raiders	Home Titans
TOTAL FIRST DOWNS	24	19
By Rushing	7	6
By Passing	14	13
By Penalty	3	0
THIRD DOWN EFFICIENCY	1-12-8.3%	5-10-50.0%
FOURTH DOWN EFFICIENCY	3-3-100.0%	0-1-0.0%
TOTAL NET YARDS	396	361
Total Offensive Plays (inc. times thrown passing)	65	55
Average gain per offensive play	6.1	6.6
NET YARDS RUSHING	96	109
Total Rushing Plays	19	27
Average gain per rushing play	5.1	4.0
Tackles for a loss-number and yards	1-4	2-6
NET YARDS PASSING	300	252
Times thrown - yards lost attempting to pass	1-7	1-12
Gross yards passing	307	264
PASS ATTEMPTS-COMPLETIONS-HAD INTERCEPTED	45-27-1	27-19-1
Avg gain per pass play (inc.# thrown passing)	6.5	9.0
KICKOFFS Number-In End Zone-Touchbacks	6-4-4	4-3-3
PUNTS Number and Average	3-48.0	3-60.3
Had Blocked	0	0
FGs - PATs Had Blocked	0-0	0-0
Net Punting Average	41.0	49.3
TOTAL RETURN YARDAGE (Not Including Kickoffs)	26	45
No. and Yards Punt Returns	1-13	1-21
No. and Yards Kickoff Returns	1-23	1-29
No. and Yards Interception Returns	1-13	1-24
PENALTIES Number and Yards	6-44	7-85
FUMBLES Number and Lost	1-0	1-0
TOUCHDOWNS	2	3
Rushing	0	2
Passing	2	1
EXTRA POINTS Made-Attempts	1-2	3-3
Kicking Made-Attempts	1-1	3-3
Passing Made-Attempts	0-1	0-0
FIELD GOALS Made-Attempts	3-3	1-1
RED ZONE EFFICIENCY	2-6-33%	3-3-100%
GOAL TO GO EFFICIENCY	2-2-100%	2-2-100%
SAFETIES	0	0
FINAL SCORE	22	24
TIME OF POSSESSION	30:45	29:15

Ball Possession And Drive Chart

Las Vegas Raiders

#	Time Recd	Time Lost	Time Poss	How Ball Obtained	Drive Began	# Play	Yds Gain	Yds Pen	Net Yds	1st Down	Last Scrm	How Given Up
1	7:22	2:19	5:03	Kickoff	LV 25	9	36	36	72	3	* TEN 3	Field Goal
2	14:25	9:44	4:41	Kickoff	LV 25	7	79	-4	75	5	* TEN 5	Touchdown
3	4:55	2:23	2:32	Kickoff	LV 24	5	16	0	16	1	LV 40	Punt
4	1:02	0:21	0:41	Punt	LV 13	3	-1	0	-1	0	LV 12	Punt
5	15:00	6:57	8:03	Kickoff	LV 25	14	66	-5	61	5	* TEN 14	Field Goal
6	4:47	2:56	1:51	Interception	TEN 31	3	5	-15	-10	0	TEN 41	Punt
7	12:54	9:22	3:32	Downs	LV 44	6	36	14	50	3	* TEN 6	Interception
8	6:08	3:29	2:39	Punt	LV 20	7	78	-15	63	2	* TEN 17	Field Goal
9	2:57	1:14	1:43	Punt	LV 19	14	81	0	81	5	* TEN 9	Touchdown

(264) Average LV 29

Tennessee Titans

#	Time Recd	Time Lost	Time Poss	How Ball Obtained	Drive Began	# Play	Yds Gain	Yds Pen	Net Yds	1st Down	Last Scrm	How Given Up
1	15:00	7:22	7:38	Kickoff	TEN 25	12	85	-10	75	5	* LV 2	Touchdown
2	2:19	14:25	2:54	Kickoff	TEN 25	6	75	0	75	4	* LV 1	Touchdown
3	9:44	4:55	4:49	Kickoff	TEN 21	8	79	0	79	5	* LV 1	Touchdown
4	2:23	1:02	1:21	Punt	TEN 13	4	17	0	17	1	TEN 30	Punt
5	0:21	0:00	0:21	Punt	LV 49	3	19	0	19	1	LV 30	Field Goal
6	6:57	4:47	2:10	Kickoff	TEN 25	3	9	-10	-1	0	TEN 24	Interception
7	2:56	12:54	5:02	Punt	TEN 2	9	54	0	54	2	LV 44	Downs
8	9:22	6:08	3:14	Interception	TEN 20	6	26	0	26	1	TEN 46	Punt
9	3:29	2:57	0:32	Kickoff	TEN 25	3	-1	0	-1	0	TEN 24	Punt
10	1:14	0:00	1:14	Kickoff	LV 42	2	-2	0	-2	0	LV 43	End of Game

(265) Average TEN 26

* inside opponent's 20

Time of Possession by Quarter		1st	2nd	3rd	4th	OT	Total
Visitor	Las Vegas Raiders	5:03	7:54	9:54	7:54		30:45
Home	Tennessee Titans	9:57	7:06	5:06	7:06		29:15
Kickoff Drive No.-Start Average		Raiders: 4 - LV 25		Titans: 5 - TEN 24			

Final Defensive Statistics

Las Vegas Raiders	Regular Defensive Plays											Special Teams					Misc			
	TKL	AST	COMB	SK	/ YDS	TFL	Q	IN	PD	FF	FR	TKL	AST	FF	FR	BL	TKL	AST	FF	FR
M.Crosby	5	4	9	1	12	2	1	0	1	1	0	0	0	0	0	0	0	0	0	0
D.Deablo	4	3	7	0	0	0	0	0	1	0	0	0	0	0	0	0	0	0	0	0
R.Ya-Sin	5	1	6	0	0	0	0	0	0	0	0	0	0	0	0	0	0	0	0	0
R.Teamer	5	0	5	0	0	0	0	0	0	0	0	0	1	0	0	0	0	0	0	0
J.Abram	4	1	5	0	0	0	1	0	0	0	0	0	0	0	0	0	0	0	0	0
J.Brown	4	1	5	0	0	0	0	0	1	0	0	0	0	0	0	0	0	0	0	0
N.Hobbs	4	0	4	0	0	0	0	0	0	0	0	0	0	0	0	0	0	0	0	0
D.Harmon	2	2	4	0	0	0	0	1	1	0	0	0	0	0	0	0	0	0	0	0
A.Billings	1	2	3	0	0	0	0	0	0	0	0	0	0	0	0	0	0	0	0	0
J.Hankins	1	1	2	0	0	0	1	0	0	0	0	0	0	0	0	0	0	0	0	0
C.Ferrell	1	1	2	0	0	0	0	0	0	0	0	0	0	0	0	0	0	0	0	0
A.Robertson	1	0	1	0	0	0	0	0	1	0	0	0	0	0	0	0	0	0	0	0
M.Koonce	1	0	1	0	0	0	0	0	0	0	0	0	0	0	0	0	0	0	0	0
C.Jones	0	1	1	0	0	0	1	0	0	0	0	0	0	0	0	0	0	0	0	0
M.Butler	0	1	1	0	0	0	0	0	0	0	0	0	0	0	0	0	0	0	0	0
B.Nichols	0	0	0	0	0	0	1	0	0	0	0	0	0	0	0	0	0	0	0	0
L.Masterson	0	0	0	0	0	0	0	0	0	0	0	1	0	0	0	0	0	0	0	0
J.Horsted	0	0	0	0	0	0	0	0	0	0	0	1	0	0	0	0	0	0	0	0
J.Johnson	0	0	0	0	0	0	0	0	0	0	0	0	0	0	0	0	1	0	0	0
Total	38	18	56	1	12	2	5	1	5	1	0	2	1	0	0	0	1	0	0	0

TKL = Tackle AST = Assist COMB = Combined QH=QB Hit IN = Interception PD = Pass Defense FF = Forced Fumble FR = Fumble Recovery

Tennessee Titans	Regular Defensive Plays											Special Teams					Misc			
	TKL	AST	COMB	SK	/ YDS	TFL	QH	IN	PD	FF	FR	TKL	AST	FF	FR	BL	TKL	AST	FF	FR
R.McCreary	9	1	10	0	0	0	0	0	1	0	0	0	0	0	0	0	0	0	0	0
T.Mitchell	7	1	8	0	0	1	0	0	0	0	0	0	0	0	0	0	0	0	0	0
D.Long	4	4	8	0	0	0	0	0	0	0	0	0	0	0	0	0	0	0	0	0
A.Hooker	5	1	6	0	0	0	0	0	0	1	0	0	0	0	0	0	0	0	0	0
K.Fulton	3	3	6	0	0	2	0	0	1	0	0	0	0	0	0	0	0	0	0	0
Z.Cunningham	2	2	4	0	0	0	0	0	0	0	0	0	0	0	0	0	0	0	0	0
K.Byard	1	3	4	0	0	0	0	1	1	0	0	0	0	0	0	0	0	0	0	0
R.Weaver	2	0	2	1	7	1	2	0	0	0	0	0	0	0	0	0	0	0	0	0
D.Walker	1	1	2	0	0	0	1	0	0	0	0	0	0	0	0	0	0	0	0	0
D.Cole	1	1	2	0	0	0	0	0	1	0	0	0	0	0	0	0	0	0	0	0
D.Tuszka	1	1	2	0	0	0	0	0	0	0	0	0	0	0	0	0	0	0	0	0
J.Simmons	0	2	2	0	0	0	1	0	1	0	0	0	0	0	0	0	0	0	0	0
W.Ray	1	0	1	0	0	0	0	0	0	0	0	0	0	0	0	0	0	0	0	0
T.Tart	0	1	1	0	0	0	1	0	1	0	0	0	0	0	0	0	0	0	0	0
N.Jones	0	1	1	0	0	0	0	0	0	0	0	0	0	0	0	0	0	0	0	0
L.Johnson	0	0	0	0	0	0	0	0	0	0	0	1	0	0	0	0	0	0	0	0
J.Jones	0	0	0	0	0	0	0	0	0	0	0	1	0	0	0	0	0	0	0	0
A.Hooper	0	0	0	0	0	0	0	0	0	0	0	0	0	0	0	0	1	0	0	0
N.Westbrook-Ikhine	0	0	0	0	0	0	0	0	0	0	0	0	0	0	0	0	0	0	0	1
Total	37	22	59	1	7	4	5	1	6	1	0	2	0	0	0	0	1	0	0	1

Play By Play

First Quarter

9/25/2022

TEN wins toss, elects to Receive, and LV elects to defend the South goal.

D.Carlson kicks 65 yards from LV 35 to end zone, Touchback.

Tennessee Titans at 15:00

1-10-TEN 25	(15:00) D.Henry up the middle to TEN 22 for -3 yards (M.Crosby).	
2-13-TEN 22	(14:21) (Shotgun) R.Tannehill pass short right to D.Henry to TEN 45 for 23 yards (N.Hobbs).	P1
1-10-TEN 45	(13:33) (Shotgun) R.Tannehill pass incomplete short middle to R.Woods (M.Crosby).	
2-10-TEN 45	(13:30) (Shotgun) D.Henry right guard to TEN 45 for no gain (R.Ya-Sin, M.Crosby).	
3-10-TEN 45	(12:47) (Shotgun) R.Tannehill pass short left to A.Hooper pushed ob at LV 44 for 11 yards (J.Abram).	P2
1-10-LV 44	(12:07) D.Henry right guard to LV 35 for 9 yards (R.Teamer).	
2-1-LV 35	(11:28) D.Henry left guard to LV 25 for 10 yards (R.Teamer).	R3
1-10-LV 25	(10:46) T.Burks right end pushed ob at LV 17 for 8 yards (R.Teamer).	
2-2-LV 17	(10:11) R.Tannehill pass short left to D.Henry to LV 20 for -3 yards (J.Brown).	
	PENALTY on TEN-B.Jones, Offensive Holding, 10 yards, enforced at LV 17 - No Play.	
2-12-LV 27	(9:41) (Shotgun) R.Tannehill pass short middle to R.Woods to LV 11 for 16 yards (A.Robertson).	P4
1-10-LV 11	(8:54) (Shotgun) R.Tannehill pass short middle to D.Henry to LV 5 for 6 yards (J.Brown, D.Deablo).	
2-4-LV 5	(8:10) (Shotgun) R.Tannehill up the middle to LV 2 for 3 yards (C.Ferrell).	
3-1-LV 2	(7:25) (Shotgun) R.Tannehill pass short right to G.Swaim for 2 yards, TOUCHDOWN.	P5
	R.Bullock extra point is GOOD, Center-M.Cox, Holder-R.Stonehouse.	

LV 0 TEN 7, 12 plays, 75 yards, 7:38 drive, 7:38 elapsed

R.Bullock kicks 63 yards from TEN 35 to LV 2. A.Abdullah MUFFS catch, recovered by LV at LV -1., Touchback.

Las Vegas Raiders at 7:22, (1st play from scrimmage 7:18)

1-10-LV 25	(7:18) (Shotgun) D.Carr pass short middle to D.Adams to LV 28 for 3 yards (D.Long).	
2-7-LV 28	(6:40) D.Carr pass incomplete deep right to K.Cole (R.McCreary).	
	PENALTY on TEN-R.McCreary, Defensive Pass Interference, 36 yards, enforced at LV 28 - No Play.	X1
1-10-TEN 36	(6:33) D.Adams left end to TEN 40 for -4 yards (K.Fulton).	
2-14-TEN 40	(5:53) (Shotgun) D.Carr pass short left to J.Jacobs to TEN 41 for -1 yards (K.Fulton).	
3-15-TEN 41	(5:10) (Shotgun) D.Carr pass deep middle to M.Hollins to TEN 21 for 20 yards (T.Mitchell).	P2
1-10-TEN 21	(4:24) J.Jacobs right guard to TEN 11 for 10 yards (R.McCreary, D.Tuszka).	R3
1-10-TEN 11	(3:47) J.Jacobs right guard to TEN 9 for 2 yards (D.Long).	
2-8-TEN 9	(3:02) (Shotgun) D.Carr pass short right to D.Waller pushed ob at TEN 3 for 6 yards (T.Mitchell).	
3-2-TEN 3	(2:26) D.Carr pass incomplete short right to D.Adams.	
4-2-TEN 3	(2:22) D.Carlson 21 yard field goal is GOOD, Center-T.Sieg, Holder-A.Cole.	

LV 3 TEN 7, 9 plays, 72 yards, 1 penalty, 5:03 drive, 12:41 elapsed

D.Carlson kicks 65 yards from LV 35 to end zone, Touchback.

Tennessee Titans at 2:19

1-10-TEN 25	(2:19) D.Henry right tackle to TEN 27 for 2 yards (J.Brown; R.Ya-Sin).	
2-8-TEN 27	(1:40) (Shotgun) R.Tannehill pass short middle to D.Henry to TEN 40 for 13 yards (D.Harmon).	P6
1-10-TEN 40	(:55) D.Henry left tackle to TEN 45 for 5 yards (A.Billings; M.Crosby).	
2-5-TEN 45	(:24) (No Huddle) R.Tannehill pass deep left to R.Woods to LV 14 for 41 yards (D.Harmon, J.Abram) [B.Nichols]. LV-R.Ya-Sin was injured during the play. His return is Questionable.	P7

END OF QUARTER

	Score	Time Poss	First Downs				Efficiencies	
			R	P	X	T	3 Down	4 Down
Las Vegas Raiders	3	5:03	1	1	1	3	1/2	0/0
Tennessee Titans	7	9:57	1	6	0	7	2/2	0/0

Play By Play

Second Quarter

9/25/2022

Tennessee Titans continued.

<u>1-10-LV 14</u>	(15:00) R.Tannehill pass short left to T.Burks to LV 1 for 13 yards (N.Hobbs, D.Harmon).	P8
<u>1-1-LV 1</u>	(14:29) (No Huddle) D.Henry up the middle for 1 yard, TOUCHDOWN. R.Bullock extra point is GOOD, Center-M.Cox, Holder-R.Stonehouse.	R9

LV 3 TEN 14, 6 plays, 75 yards, 2:54 drive, 0:35 elapsed

R.Bullock kicks 65 yards from TEN 35 to end zone, Touchback.

Las Vegas Raiders at 14:25

1-10-LV 25	(14:25) D.Carr pass deep right to F.Moreau to LV 47 for 22 yards (A.Hooker).	P4
<u>1-10-LV 47</u>	(13:45) J.Jacobs up the middle to 50 for 3 yards (D.Long).	
2-7-50	(13:00) (Shotgun) D.Carr pass short right to F.Moreau pushed ob at TEN 36 for 14 yards (T.Mitchell).	P5
<u>1-10-TEN 36</u>	(12:23) D.Carr pass short middle to J.Jacobs to TEN 30 for 6 yards (T.Mitchell; Z.Cunningham).	
2-4-TEN 30	(11:42) D.Carr pass short left to D.Adams pushed ob at TEN 12 for 18 yards (K.Byard).	P6
<u>1-10-TEN 12</u>	(10:59) J.Jacobs right end to TEN 1 for 11 yards (R.McCreary).	R7
<u>1-1-TEN 1</u>	(10:14) PENALTY on LV-J.Elumunor, False Start, 4 yards, enforced at TEN 1 - No Play.	
1-5-TEN 5	(9:49) (Shotgun) D.Carr pass short middle to D.Adams for 5 yards, TOUCHDOWN. D.Carlson extra point is GOOD, Center-T.Sieg, Holder-A.Cole.	P8

LV 10 TEN 14, 7 plays, 75 yards, 4:41 drive, 5:16 elapsed

D.Carlson kicks 63 yards from LV 35 to TEN 2. H.Haskins to LV 43 for 55 yards (L.Masterson).

PENALTY on TEN-J.Jones, Offensive Holding, 10 yards, enforced at TEN 31.

Tennessee Titans at 9:44, (1st play from scrimmage 9:35)

1-10-TEN 21	(9:35) D.Henry up the middle to TEN 21 for no gain (M.Koonce).	
2-10-TEN 21	(8:54) (Shotgun) R.Tannehill pass short right to R.Woods to TEN 28 for 7 yards (R.Ya-Sin).	
3-3-TEN 28	(8:05) (Shotgun) R.Tannehill pass short right to N.Westbrook-Ikhine to TEN 38 for 10 yards (R.Ya-Sin).	P10
<u>1-10-TEN 38</u>	(7:27) D.Henry left tackle to TEN 48 for 10 yards (N.Hobbs).	R11
<u>1-10-TEN 48</u>	(6:43) R.Tannehill pass deep right to R.Woods pushed ob at LV 31 for 21 yards (R.Ya-Sin).	P12
<u>1-10-LV 31</u>	(6:11) (No Huddle) D.Henry up the middle to LV 25 for 6 yards (A.Billings; M.Butler).	
2-4-LV 25	(5:35) (No Huddle) D.Henry left tackle to LV 1 for 24 yards (J.Abram).	R13
<u>1-1-LV 1</u>	(4:57) (No Huddle) R.Tannehill up the middle for 1 yard, TOUCHDOWN. R.Bullock extra point is GOOD, Center-M.Cox, Holder-R.Stonehouse.	R14

LV 10 TEN 21, 8 plays, 79 yards, 4:49 drive, 10:05 elapsed

R.Bullock kicks 64 yards from TEN 35 to LV 1. A.Abdullah to LV 24 for 23 yards (L.Johnson).

Las Vegas Raiders at 4:55, (1st play from scrimmage 4:49)

1-10-LV 24	(4:49) D.Carr pass short middle to J.Jacobs to LV 33 for 9 yards (D.Tuszka, Z.Cunningham).	
2-1-LV 33	(4:08) J.Jacobs up the middle to LV 37 for 4 yards (W.Ray, D.Long).	R9
<u>1-10-LV 37</u>	(3:26) J.Jacobs left guard to LV 40 for 3 yards (D.Long, R.McCreary).	
2-7-LV 40	(2:39) (Shotgun) D.Carr pass incomplete short right to F.Moreau.	
3-7-LV 40	(2:35) (Shotgun) D.Carr pass incomplete deep left to D.Waller.	
4-7-LV 40	(2:30) A.Cole punts 47 yards to TEN 13, Center-T.Sieg, fair catch by R.Woods.	

Tennessee Titans at 2:23

1-10-TEN 13	(2:23) (Shotgun) R.Tannehill pass short right to G.Swaim pushed ob at TEN 26 for 13 yards (D.Deablo).	P15
-------------	---	-----

Two-Minute Warning

<u>1-10-TEN 26</u>	(2:00) (Shotgun) R.Tannehill pass incomplete short left to R.Woods (A.Robertson).	
2-10-TEN 26	(1:57) (Shotgun) R.Tannehill pass short right to G.Swaim to TEN 30 for 4 yards (J.Abram).	
3-6-TEN 30	(1:14) (Shotgun) R.Tannehill pass incomplete short left to R.Woods (D.Deablo) [J.Abram].	
4-6-TEN 30	(1:09) R.Stonehouse punts 57 yards to LV 13, Center-M.Cox, fair catch by K.Cole.	

Las Vegas Raiders at 1:02

1-10-LV 13	(1:02) (Shotgun) D.Carr pass short left to B.Bolden to LV 19 for 6 yards (K.Fulton).	
2-4-LV 19	(:43) (No Huddle, Shotgun) D.Carr pass incomplete short left.	
3-4-LV 19	(:38) (Shotgun) D.Carr sacked at LV 12 for -7 yards (R.Weaver).	
	Timeout #1 by TEN at 00:34.	

Las Vegas Raiders vs Tennessee Titans at Nissan Stadium

4-11-LV 12 (:34) A.Cole punts 58 yards to TEN 30, Center-T.Sieg. R.Woods to LV 49 for 21 yards (J.Horsted, R.Teamer).

Tennessee Titans at 0:21

1-10-LV 49 (:21) (Shotgun) R.Tannehill pass short middle to N.Westbrook-Ikhine to LV 34 for 15 yards (D.Deablo).

P16

Timeout #2 by TEN at 00:17.

1-10-LV 34 (:17) (Shotgun) D.Hilliard right tackle to LV 30 for 4 yards (M.Crosby, D.Deablo).

Timeout #3 by TEN at 00:04.

Timeout #1 by LV at 00:04.

2-6-LV 30 (:04) R.Bullock 48 yard field goal is GOOD, Center-M.Cox, Holder-R.Stonehouse.

LV 10 TEN 24, 3 plays, 19 yards, 0:21 drive, 15:00 elapsed

END OF QUARTER

	Score	Time Poss	First Downs				Efficiencies	
			R	P	X	T	3 Down	4 Down
Las Vegas Raiders	10	7:54	2	4	0	6	0/2	0/0
Tennessee Titans	24	7:06	4	5	0	9	1/2	0/0

Third Quarter

9/25/2022

Play By Play

LV elects to Receive, and TEN elects to defend the South goal.

R.Bullock kicks 65 yards from TEN 35 to end zone, Touchback.

Las Vegas Raiders at 15:00

1-10-LV 25	(15:00) J.Jacobs left end to LV 26 for 1 yard (R.McCreary, K.Fulton).	
2-9-LV 26	(14:19) D.Carr scrambles right end ran ob at LV 37 for 11 yards (T.Mitchell).	R10
<u>1-10-LV 37</u>	(13:42) J.Jacobs up the middle to 50 for 13 yards (Z.Cunningham, K.Byard).	R11
<u>1-10-50</u>	(12:54) B.Bolden right end pushed ob at TEN 38 for 12 yards (R.McCreary).	R12
<u>1-10-TEN 38</u>	(12:22) B.Bolden left tackle to TEN 36 for 2 yards (K.Fulton; D.Long).	
2-8-TEN 36	(11:40) (Shotgun) M.Hollins pass short left to J.Jacobs pushed ob at TEN 32 for 4 yards (Z.Cunningham). TEN-Z.Cunningham was injured during the play. His return is Questionable.	
3-4-TEN 32	(11:21) (Shotgun) B.Bolden left end to TEN 29 for 3 yards (A.Hooker).	
4-1-TEN 29	(10:39) D.Carr pass short right to M.Hollins pushed ob at TEN 25 for 4 yards (R.McCreary).	P13
<u>1-10-TEN 25</u>	(10:01) J.Jacobs left end to TEN 20 for 5 yards (D.Walker).	
2-5-TEN 20	(9:17) D.Carr pass short left to M.Hollins ran ob at TEN 15 for 5 yards.	P14
<u>1-10-TEN 15</u>	(8:44) (Shotgun) J.Jacobs up the middle to TEN 12 for 3 yards (T.Tart; J.Simmons).	
2-7-TEN 12	(8:04) (Shotgun) D.Carr pass short middle to D.Adams pushed ob at TEN 9 for 3 yards (K.Byard; K.Fulton).	
3-4-TEN 9	(7:22) PENALTY on LV-K.Miller, False Start, 5 yards, enforced at TEN 9 - No Play. Timeout #1 by LV at 07:05.	
3-9-TEN 14	(7:05) (Shotgun) D.Carr pass incomplete short right to M.Hollins (J.Simmons) [J.Simmons].	
4-9-TEN 14	(7:01) D.Carlson 32 yard field goal is GOOD, Center-T.Sieg, Holder-A.Cole.	

LV 13 TEN 24, 14 plays, 61 yards, 8:03 drive, 8:03 elapsed

D.Carlson kicks 65 yards from LV 35 to end zone, Touchback.

Tennessee Titans at 6:57

1-10-TEN 25	(6:57) D.Henry up the middle to TEN 25 for no gain (J.Hankins, M.Crosby).	
2-10-TEN 25	(6:25) PENALTY on TEN, Offensive Too Many Men on Field, 5 yards, enforced at TEN 25 - No Play.	
2-15-TEN 20	(6:08) (Shotgun) R.Tannehill pass short right to D.Henry to TEN 31 for 11 yards (D.Deablo, B.Nichols). PENALTY on TEN-N.Petit-Frere, Ineligible Downfield Pass, 5 yards, enforced at TEN 20 - No Play.	
2-20-TEN 15	(5:40) (Shotgun) R.Tannehill pass short middle to D.Henry to TEN 24 for 9 yards (J.Brown).	
3-11-TEN 24	(4:55) (Shotgun) R.Tannehill pass deep left intended for R.Woods INTERCEPTED by D.Harmon at TEN 44. D.Harmon to TEN 31 for 13 yards (A.Hooper).	

Las Vegas Raiders at 4:47

1-10-TEN 31	(4:47) (Shotgun) D.Carr pass deep right to D.Waller ran ob at TEN 2 for 29 yards. PENALTY on LV-J.Eluemunor, Offensive Holding, 10 yards, enforced at TEN 31 - No Play.	
1-20-TEN 41	(4:25) (Shotgun) D.Carr pass short left to D.Adams to TEN 34 for 7 yards (R.McCreary).	
2-13-TEN 34	(3:50) (Shotgun) D.Carr pass incomplete short left to D.Adams.	
3-13-TEN 34	(3:45) (Shotgun) PENALTY on LV, Delay of Game, 5 yards, enforced at TEN 34 - No Play.	
3-18-TEN 39	(3:45) (Shotgun) D.Carr pass short left to B.Bolden to TEN 41 for -2 yards (J.Simmons; D.Long).	
4-20-TEN 41	(3:05) A.Cole punts 41 yards to end zone, Center-T.Sieg, Touchback. Las Vegas challenged the touchback ruling, and the play was REVERSED. A.Cole punts 39 yards to TEN 2, Center-T.Sieg, downed by LV-M.Hollins.	

Tennessee Titans at 2:56

1-10-TEN 2	(2:56) D.Henry left guard to TEN 3 for 1 yard (J.Brown).	
2-9-TEN 3	(2:17) R.Tannehill pass incomplete short middle to R.Woods (J.Brown).	
3-9-TEN 3	(2:13) (Shotgun) R.Tannehill pass short middle to D.Hilliard to TEN 33 for 30 yards (R.Ya-Sin, D.Deablo).	P17
<u>1-10-TEN 33</u>	(1:22) D.Henry left tackle to TEN 37 for 4 yards (D.Deablo).	
2-6-TEN 37	(:38) D.Henry right tackle to 50 for 13 yards (J.Brown, D.Harmon).	R18

END OF QUARTER

	Score	Time Poss	First Downs				Efficiencies	
			R	P	X	T	3 Down	4 Down
Las Vegas Raiders	13	9:54	3	2	0	5	0/3	1/1
Tennessee Titans	24	5:06	1	1	0	2	1/2	0/0

Play By Play

Fourth Quarter

9/25/2022

Tennessee Titans continued.

- 1-10-50 (15:00) D.Henry left tackle to LV 48 for 2 yards (A.Billings).
 2-8-LV 48 (14:19) (Shotgun) R.Tannehill pass short left to D.Henry to LV 41 for 7 yards (N.Hobbs). LV-N.Hobbs was injured during the play. His return is Questionable.
 3-1-LV 41 (13:42) D.Henry up the middle to LV 44 for -3 yards (M.Crosby, C.Jones).
 4-4-LV 44 (13:00) (Shotgun) R.Tannehill pass incomplete short middle to T.Burks [C.Jones].

Las Vegas Raiders at 12:54

- 1-10-LV 44 (12:54) J.Jacobs right end to LV 48 for 4 yards (D.Walker; D.Long).
 2-6-LV 48 (12:09) (Shotgun) D.Carr pass short right to F.Moreau to TEN 44 for 8 yards (R.McCreary) [D.Walker]. P15
1-10-TEN 44 (11:23) D.Carr pass deep middle to D.Waller to TEN 27 for 17 yards (A.Hooker). P16
 PENALTY on TEN-A.Hooker, Unnecessary Roughness, 14 yards, enforced at TEN 27. X17
1-10-TEN 13 (10:55) J.Jacobs right guard to TEN 10 for 3 yards (N.Jones; K.Byard).
 2-7-TEN 10 (10:16) J.Jacobs left end to TEN 6 for 4 yards (R.Weaver, A.Hooker). FUMBLES (A.Hooker), touched at TEN 3, ball out of bounds at TEN 2.
 3-3-TEN 6 (9:33) D.Carr pass short middle intended for D.Waller INTERCEPTED by K.Byard at TEN -4. K.Byard to TEN 20 for 24 yards (J.Johnson).

Tennessee Titans at 9:22

- 1-10-TEN 20 (9:22) R.Tannehill pass incomplete short right [J.Hankins]. LV-R.Ya-Sin was injured during the play. His return is Questionable.
 2-10-TEN 20 (9:17) (Shotgun) D.Henry right tackle to TEN 22 for 2 yards (M.Crosby).
 3-8-TEN 22 (8:33) (Shotgun) R.Tannehill pass short right to N.Westbrook-Ikhine to TEN 37 for 15 yards (R.Teamer). P19
1-10-TEN 37 (7:50) D.Henry left tackle to TEN 38 for 1 yard (D.Deablo).
 2-9-TEN 38 (7:10) R.Tannehill pass incomplete short right to D.Henry.
 Timeout #1 by TEN at 07:05.
 3-9-TEN 38 (7:05) (Shotgun) R.Tannehill pass short right to A.Hooper to TEN 46 for 8 yards (R.Teamer).
 4-1-TEN 46 (6:16) R.Stonehouse punts 54 yards to end zone, Center-M.Cox, Touchback.

Las Vegas Raiders at 6:08

- 1-10-LV 20 (6:08) (Shotgun) D.Carr pass incomplete deep left to M.Hollins.
 Penalty on TEN-R.McCreary, Illegal Use of Hands, offsetting, enforced at LV 20 - No Play.
 Penalty on LV-A.Bars, Offensive Holding, offsetting.
 1-10-LV 20 (6:02) (Shotgun) D.Carr pass deep left to M.Hollins pushed ob at TEN 20 for 60 yards (A.Hooker) [T.Tart]. P18
 PENALTY on LV-A.Bars, Unsportsmanlike Conduct, 15 yards, enforced at TEN 20.
1-10-TEN 35 (5:35) D.Carr pass short right to D.Waller to TEN 36 for -1 yards (T.Mitchell, D.Cole).
 2-11-TEN 36 (4:56) (Shotgun) D.Carr pass short left to K.Cole to TEN 24 for 12 yards (R.McCreary). P19
1-10-TEN 24 (4:18) (Shotgun) D.Carr pass incomplete short left.
 2-10-TEN 24 (4:15) (Shotgun) D.Carr pass short right to M.Hollins to TEN 17 for 7 yards (R.McCreary).
 3-3-TEN 17 (3:38) (Shotgun) D.Carr pass incomplete deep left to M.Hollins (K.Fulton).
 4-3-TEN 17 (3:33) D.Carlson 35 yard field goal is GOOD, Center-T.Sieg, Holder-A.Cole.

LV 16 TEN 24, 7 plays, 63 yards, 2:39 drive, 11:31 elapsed

D.Carlson kicks 65 yards from LV 35 to end zone, Touchback.

Tennessee Titans at 3:29

- 1-10-TEN 25 (3:29) D.Henry up the middle to TEN 26 for 1 yard (J.Hankins; M.Crosby).
 Timeout #2 by LV at 03:25.
 2-9-TEN 26 (3:25) R.Tannehill sacked at TEN 15 for -11 yards (M.Crosby). FUMBLES (M.Crosby) [M.Crosby], recovered by TEN-N.Westbrook-Ikhine at TEN 14.
 Timeout #3 by LV at 03:16.
 3-21-TEN 14 (3:16) (Shotgun) D.Hilliard up the middle to TEN 24 for 10 yards (J.Abram, C.Ferrell).
 Penalty on TEN-N.Davis, Offensive Holding, declined.
 4-11-TEN 24 (3:09) R.Stonehouse punts 70 yards to LV 6, Center-M.Cox. K.Cole pushed ob at LV 19 for 13 yards (J.Jones).

Las Vegas Raiders at 2:57

- 1-10-LV 19 (2:57) (Shotgun) D.Carr pass short middle to J.Jacobs to LV 32 for 13 yards (A.Hooker) [R.Weaver]. P20
1-10-LV 32 (2:30) (No Huddle, Shotgun) D.Carr pass incomplete short right.
 2-10-LV 32 (2:24) (Shotgun) D.Carr pass incomplete deep middle to D.Adams.
 3-10-LV 32 (2:19) (Shotgun) D.Carr pass incomplete deep middle to K.Cole.
 4-10-LV 32 (2:13) (Shotgun) PENALTY on LV, Delay of Game, 5 yards, enforced at LV 32 - No Play.

Las Vegas Raiders vs Tennessee Titans at Nissan Stadium

Timeout #2 by TEN at 02:13.

4-15-LV 27 (2:13) (Shotgun) D.Carr pass deep right to M.Hollins pushed ob at TEN 25 for 48 yards (T.Mitchell). P21

Two-Minute Warning

1-10-TEN 25 (2:00) (Shotgun) D.Carr pass short right to M.Hollins pushed ob at TEN 20 for 5 yards (T.Mitchell).

2-5-TEN 20 (1:56) (Shotgun) D.Carr scrambles right tackle ran ob at TEN 14 for 6 yards (D.Cole). R22

1-10-TEN 14 (1:49) (Shotgun) D.Carr pass incomplete short middle to D.Adams (T.Tart).

2-10-TEN 14 (1:44) (Shotgun) D.Carr pass incomplete short right to D.Adams (D.Cole).

3-10-TEN 14 (1:41) (Shotgun) D.Carr pass incomplete short right to K.Cole (R.McCreary).

4-10-TEN 14 (1:37) (Shotgun) D.Carr pass incomplete short left to D.Waller.

PENALTY on TEN-L.Johnson, Defensive Holding, 5 yards, enforced at TEN 14 - No Play. X23

1-9-TEN 9 (1:32) (Shotgun) D.Carr pass incomplete short right.

2-9-TEN 9 (1:26) (Shotgun) D.Carr pass incomplete short left to M.Hollins. TEN-K.Fulton was injured during the play. His return is Questionable.

Timeout #3 by TEN at 01:22. Timeout caused by the injury on the field after the previous play.

3-9-TEN 9 (1:22) (Shotgun) D.Carr pass incomplete short left to K.Cole.

4-9-TEN 9 (1:18) (Shotgun) D.Carr pass short right to M.Hollins for 9 yards, TOUCHDOWN. P24

(Pass formation) TWO-POINT CONVERSION ATTEMPT. D.Carr pass to D.Waller is incomplete. ATTEMPT FAILS.

LV 22 TEN 24, 14 plays, 81 yards, 1 penalty, 1:43 drive, 13:46 elapsed
--

(Onside Kick formation) D.Carson kicks onside 9 yards from LV 35 to LV 44. A.Hooper (didn't try to advance) to LV 42 for 2 yards.

Tennessee Titans at 1:14, (1st play from scrimmage 1:13)

1-10-LV 42 (1:13) R.Tannehill kneels to LV 43 for -1 yards.

2-11-LV 43 (:39) R.Tannehill kneels to LV 44 for -1 yards.

END OF QUARTER

	Score	Time Poss	First Downs				Efficiencies	
			R	P	X	T	3 Down	4 Down
Las Vegas Raiders	22	7:54	1	7	2	10	0/5	2/2
Tennessee Titans	24	7:06	0	1	0	1	1/4	0/1

Miscellaneous Statistics Report

Las Vegas Raiders vs Tennessee Titans
9/25/2022 at Nissan Stadium

Ten Longest Plays for Las Vegas Raiders

Yards	Qtr	Play Start	Play Description
48	4	4-15-LV 27	(2:13) (Shotgun) D.Carr pass deep right to M.Hollins pushed ob at TEN 25 for 48 yards (T.Mitchell).
45	4	1-10-LV 20	(6:02) (Shotgun) D.Carr pass deep left to M.Hollins pushed ob at TEN 20 for 60 yards (A.Hooker) [T.Tart]. PENALTY on LV-A.Bars, Unsportsmanlike Conduct, 15 yards, enforced at TEN 20.
31	4	1-10-TEN 44	(11:23) D.Carr pass deep middle to D.Waller to TEN 27 for 17 yards (A.Hooker). PENALTY on TEN-A.Hooker, Unnecessary Roughness, 14 yards, enforced at TEN 27.
22	2	1-10-LV 25	(14:25) D.Carr pass deep right to F.Moreau to LV 47 for 22 yards (A.Hooker).
20	1	3-15-TEN 41	(5:10) (Shotgun) D.Carr pass deep middle to M.Hollins to TEN 21 for 20 yards (T.Mitchell).
18	2	2-4-TEN 30	(11:42) D.Carr pass short left to D.Adams pushed ob at TEN 12 for 18 yards (K.Byard).
14	2	2-7-50	(13:00) (Shotgun) D.Carr pass short right to F.Moreau pushed ob at TEN 36 for 14 yards (T.Mitchell).
13	3	1-10-LV 37	(13:42) J.Jacobs up the middle to 50 for 13 yards (Z.Cunningham, K.Byard).
13	4	1-10-LV 19	(2:57) (Shotgun) D.Carr pass short middle to J.Jacobs to LV 32 for 13 yards (A.Hooker) [R.Weaver].
12	3	1-10-50	(12:54) B.Bolden right end pushed ob at TEN 38 for 12 yards (R.McCreary).

Ten Longest Plays for Tennessee Titans

Yards	Qtr	Play Start	Play Description
41	1	2-5-TEN 45	(:24) (No Huddle) R.Tannehill pass deep left to R.Woods to LV 14 for 41 yards (D.Harmon, J.Abram) [B.Nichols]. LV-R.Ya-Sin
30	3	3-9-TEN 3	(2:13) (Shotgun) R.Tannehill pass short middle to D.Hilliard to TEN 33 for 30 yards (R.Ya-Sin, D.Deablo).
24	2	2-4-LV 25	(5:35) (No Huddle) D.Henry left tackle to LV 1 for 24 yards (J.Abram).
23	1	2-13-TEN 22	(14:21) (Shotgun) R.Tannehill pass short right to D.Henry to TEN 45 for 23 yards (N.Hobbs).
21	2	1-10-TEN 48	(6:43) R.Tannehill pass deep right to R.Woods pushed ob at LV 31 for 21 yards (R.Ya-Sin).
16	1	2-12-LV 27	(9:41) (Shotgun) R.Tannehill pass short middle to R.Woods to LV 11 for 16 yards (A.Robertson).
15	2	1-10-LV 49	(:21) (Shotgun) R.Tannehill pass short middle to N.Westbrook-Ikhine to LV 34 for 15 yards (D.Deablo).
15	4	3-8-TEN 22	(8:33) (Shotgun) R.Tannehill pass short right to N.Westbrook-Ikhine to TEN 37 for 15 yards (R.Teamer).
13	1	2-8-TEN 27	(1:40) (Shotgun) R.Tannehill pass short middle to D.Henry to TEN 40 for 13 yards (D.Harmon).
13	2	1-10-LV 14	(15:00) R.Tannehill pass short left to T.Burks to LV 1 for 13 yards (N.Hobbs, D.Harmon).

Touchdown Scoring Information

		Offense	Defense	Special Teams
VISITOR	Las Vegas Raiders	2	0	0
HOME	Tennessee Titans	3	0	0

Player Scoring Information

Club	Player	TD	Rush TD	Rec TD	KO TD	Punt TD	Int TD	Fum TD	Misc TD	FG	XP	2Pt Rush	2Pt Rec	Sfty	Points
LV	D.Carlson	0	0	0	0	0	0	0	0	3	1	0	0	0	10
LV	M.Hollins	0	0	1	0	0	0	0	0	0	0	0	0	0	6
LV	D.Adams	0	0	1	0	0	0	0	0	0	0	0	0	0	6
TEN	D.Henry	0	1	0	0	0	0	0	0	0	0	0	0	0	6
TEN	R.Tannehill	0	1	0	0	0	0	0	0	0	0	0	0	0	6
TEN	G.Swaim	0	0	1	0	0	0	0	0	0	0	0	0	0	6
TEN	R.Bullock	0	0	0	0	0	0	0	0	1	3	0	0	0	6

Possession Detail

	First Half		Second Half		Game	
	Visitor	Home	Visitor	Home	Visitor	Home
Largest Lead	0	14	0	11	0	14
Drives Leading	0	4	0	5	0	9
Time of Possession Leading	0:00	9:25	0:00	12:12	0:00	21:37
Largest Deficit	-14	0	-11	0	-14	0
Drives Trailing	4	0	5	0	9	0
Time of Possession Trailing	12:57	0:00	17:48	0:00	30:45	0:00
Times Score Tied Up		0		0		0
Lead Changes		1		0		1

Playtime Percentage

Percent of playtime per player on offense, defense and special teams (Unofficial)

Las Vegas Raiders

Tennessee Titans

		Las Vegas Raiders				Tennessee Titans					
		Offense	Defense	Special Teams		Offense	Defense	Special Teams			
A Bars	G	70	100%	4	17%	A Brewer	G	58	100%	4	17%
D Parham	G	70	100%	4	17%	D Daley	T	58	100%	4	17%
J Eluemunor	G	70	100%	4	17%	N Davis	G	58	100%	4	17%
K Miller	T	70	100%	4	17%	N Petit-Frere	T	58	100%	4	17%
T Munford	T	70	100%	4	17%	B Jones	C	58	100%		
D Adams	WR	70	100%			R Tannehill	QB	58	100%		
D Carr	QB	70	100%			D Henry	RB	43	74%		
M Hollins	WR	68	97%	4	17%	R Woods	WR	42	72%	5	21%
D Waller	TE	51	73%			G Swaim	TE	40	69%	11	46%
J Jacobs	RB	45	64%			T Burks	WR	40	69%	6	25%
K Cole	WR	40	57%	3	12%	N Westbrook-Ikhine	WR	33	57%	2	8%
F Moreau	TE	35	50%	7	29%	A Hooper	TE	24	41%	2	8%
B Bolden	RB	25	36%	8	33%	K Rader	TE	15	26%	8	33%
J Johnson	FB	16	23%	7	29%	C Hollister	WR	14	24%	10	42%
D Deablo	LB		58 100%	7	29%	D Hilliard	RB	14	24%	2	8%
D Harmon	SS		58 100%	4	17%	C Okonkwo	TE	10	17%	8	33%
J Abram	SS		58 100%			T Carter	FB	6	10%	15	62%
M Crosby	DE		53 91%	5	21%	J Gordon	WR	6	10%		
J Brown	LB		52 90%			H Haskins	RB	4	7%	13	54%
R Ya-Sin	CB		46 79%	1	4%	A Hooker	FS		70 100%	10	42%
N Hobbs	CB		44 76%	4	17%	K Byard	FS		70 100%	2	8%
B Nichols	DT		44 76%			D Long	LB		70 100%		
A Billings	DT		40 69%	4	17%	R McCreary	CB		70 100%		
C Jones	DE		40 69%			K Fulton	CB		69 99%		
R Teamer	SS		28 48%	15	62%	J Simmons	DT		64 91%	5	21%
J Hankins	NT		28 48%	4	17%	R Weaver	LB		57 81%	1	4%
C Ferrell	DE		26 45%	12	50%	T Mitchell	CB		53 76%		
A Robertson	CB		23 40%	2	8%	D Autry	DE		47 67%	3	12%
S Webb	CB		19 33%	9	38%	D Walker	DE		33 47%	7	29%
K Vickers	DT		9 16%	5	21%	D Cole	LB		27 39%	20	83%
M Butler	DT		5 9%			T Tart	DT		27 39%		
M Koonce	DE		3 5%	16	67%	Z Cunningham	LB		26 37%		
T Bower	DE		3 5%			N Jones	DT		18 26%	5	21%
M Farley	FS		1 2%	20	83%	W Ray	DE		18 26%		
L Masterson	LB			20	83%	D Tuszka	LB		16 23%	17	71%
D Butler	LB			16	67%	K Strong	DE		16 23%	5	21%
J Horsted	TE			13	54%	L Johnson	CB		10 14%	12	50%
I Pola-Mao	FS			13	54%	J Kalu	FS		8 11%	14	58%
D Carlson	K			10	42%	C Farley	CB		1 1%	7	29%
Z White	RB			9	38%	J Jones	LB			18	75%
T Sieg	LS			7	29%	T Avery	CB			10	42%
A Cole	P			7	29%	R Bullock	K			8	33%
A Abdullah	RB			4	17%	M Cox	LS			7	29%
J Simpson	G			4	17%	R Stonehouse	P			7	29%
L Cotton	G			4	17%						

C Levin	C	4	17%
J Roos	G	4	17%

2022 TENNESSEE TITANS REGULAR SEASON STATISTICS

Won 1, Lost 2

Date	W-L	Score	OT	Opponent	Attendance
09/11	L	20-21		N.Y. Giants	67,805
09/19	L	7-41		at Buffalo	70,683
09/25	W	24-22		Las Vegas	68,649
10/02				at Indianapolis	
10/09				at Washington	
10/23				Indianapolis	
10/30				at Houston	
11/06				at Kansas City	
11/13				Denver	
11/17				at Green Bay	
11/27				Cincinnati	
12/04				at Philadelphia	
12/11				Jacksonville	
12/18				at L.A. Chargers	
12/24				Houston	
12/29				Dallas	
01/08				at Jacksonville	

Statistic	Tenn.	Opp.
Total First Downs	50	66
Rushing	13	24
Passing	32	34
Penalty	5	8
3rd Down: Made/Att	12/33	8/35
3rd Down Pct.	36.4	22.9
4th Down: Made/Att	1/2	6/7
4th Down Pct.	50.0	85.7
Possession Avg.	29:36	30:24
Total Net Yards	907	1204
Avg. Per Game	302.3	401.3
Total Plays	168	188
Avg. Per Play	5.4	6.4
Net Yards Rushing	282	435
Avg. Per Game	94.0	145.0
Total Rushes	80	75
Net Yards Passing	625	769
Avg. Per Game	208.3	256.3
Sacked/Yards Lost	4/28	7/43
Gross Yards	653	812
Att./Completions	84/51	106/70
Completion Pct.	60.7	66.0
Had Intercepted	3	2
Punts/Average	15/57.1	12/49.8
Net Punting Avg.	15/46.7	12/42.9
Penalties/Yards	23/222	22/138
Fumbles/Ball Lost	6/3	3/1
Touchdowns	6	10
Rushing	3	1
Passing	3	8
Returns	0	1

Score By Periods	Q1	Q2	Q3	Q4	OT	PTS
Team	21	23	7	0	0	51
Opponents	10	17	40	17	0	84

Scoring	TD	Rush	Rec	Ret	K-PAT	FG	S	PTS
Bullock	0	0	0	0	6/6	3/4	0	15
Henry	2	2	0	0			0	12
Hilliard	2	0	2	0			0	12
Swaim	1	0	1	0			0	6
Tannehill	1	1	0	0			0	6
Team	6	3	3	0	6/6	3/4	0	51
Opponents	10	1	8	1	7/7	5/5	0	84

2-Pt Conv: TM 0-0, OPP 1-3

Sacks: Weaver 3, Simmons 2, Autry 1, Dupree 1, **TM 7, OPP 4**
FUM/Lost: Philips 2/2, Henry 1/0, Hooker 1/0, Tannehill 1/0, Willis 1/1

Passing	Att	Cmp	Yds	Cmp%	Yds/Att	TD	TD%	Int	Int%	Long	Sack/Lost	Rating
Tannehill	80	50	647	62.5	8.09	3	3.8	3	3.8	41	4/28	84.7
Willis	4	1	6	25.0	1.50	0	0.0	0	0.0	6	0/0	39.6
Team	84	51	653	60.7	7.77	3	3.6	3	3.6	41	4/28	82.1
Opponents	106	70	812	66.0	7.66	8	7.5	2	1.9	65t	7/43	106.3

Rushing	No.	Yds	Avg	Long	TD
Henry	54	192	3.6	24	2
Haskins	9	37	4.1	9	0
Hilliard	4	22	5.5	10	0
Willis	4	16	4.0	8	0
Tannehill	7	11	1.6	9	1
Burks	1	8	8.0	8	0
Okonkwo	1	-4	-4.0	-4	0
Team	80	282	3.5	24	3
Opponents	75	435	5.8	68	1

Receiving	No.	Yds	Avg	Long	TD
Woods	9	137	15.2	41	0
Burks	8	115	14.4	27	0
Philips	7	71	10.1	21	0
Swaim	6	38	6.3	13	1
Westbrook-Ikhine	5	66	13.2	15	0
Henry	5	58	11.6	23	0
Hilliard	4	91	22.8	31	2
Hooper	4	44	11.0	19	0
Hollister	1	22	22.0	22	0
Okonkwo	1	11	11.0	11	0
Haskins	1	0	0.0	0	0
Team	51	653	12.8	41	3
Opponents	70	812	11.6	65t	8

Interceptions	No.	Yds	Avg	Long	TD
Byard	1	24	24.0	24	0
Hooker	1	0	0.0	0	0
Team	2	24	12.0	24	0
Opponents	3	56	18.7	43t	1

Punting	No.	Yds	Avg	Net	TB	In	Lg	B
Stonehouse	15	856	57.1	46.7	2	7	70	0
Team	15	856	57.1	46.7	2	7	70	0
Opponents	12	598	49.8	42.9	0	9	69	0

Punt Returns	Ret	FC	Yds	Avg	Long	TD
Philips	5	2	62	12.4	46	0
Hooker	1	0	0	0.0	0	0
Woods	1	2	21	21.0	21	0
Team	7	4	83	11.9	46	0
Opponents	10	3	116	11.6	22	0

Kickoff Returns	No.	Yds	Avg	Long	TD
Haskins	3	69	23.0	29	0
Cannon	2	33	16.5	19	0
Team	5	102	20.4	29	0
Opponents	3	64	21.3	24	0

Field Goals	1-19	20-29	30-39	40-49	50+
Bullock	0/0	1/1	0/0	2/3	0/0
Team	0/0	1/1	0/0	2/3	0/0
Opponents	0/0	1/1	3/3	1/1	0/0

Bullock: (46G,23G,47N) () (48G)
 OPP: () (49G,37G) (21G,32G,35G)

TITANS HOLD ON TO BEAT THE COLTS AGAIN, 24-17

**BY JIM WYATT
TENNESSEETITANS.COM
OCTOBER 2, 2022**

INDIANAPOLIS – In a city known for auto racing, the Titans started out fast and furious.

The team then spent most of the second half spinning its wheels.

At the end of this season, however, no one will be asking how the Titans beat the Colts here on Sunday.

'How much?' is the most important question, and the answer on this day was 'seven.'

"We won the game 24-17, and I am excited as hell about it," Titans coach Mike Vrabel said immediately after the contest. "We are excited to win on the road, in the division."

The Titans have now beaten the Colts four straight times, and won five of the last six in the series. The Titans have won four straight games at Lucas Oil Stadium.

After improving to 2-2 with the win, there was no reason to apologize, despite some anxious moments in the second half, when the team failed to score, and the Colts made it interesting.

"It feels great, and it feels great to celebrate in that locker room," Titans quarterback Ryan Tannehill said. "I'm proud of our guys – we battled together. ... At the end of the day, our job is to go out there and win football games – 1-0 every week – and we were able to do that.

"Our job is to win, whether it is 'ugly' or 'pretty' it doesn't matter. A 'W' is a 'W' and our job is to score more points than the other team and finish each and every week 1-0. "

The Titans showed up early on both sides of the football while racing to a 24-3 lead.

Tannehill completed 17-of-21 passes for 137 yards and two touchdowns in the game, with scoring tosses to receiver Robert Woods and tight end Chig Okonkwo.

Running back Derrick Henry ran for 114 yards on 22 carries, with a touchdown run.

"A great win, a great team win," said Henry. "I'm glad we were able to come out with a 'W.'"

Defensively, the Titans held Colts running back Jonathan Taylor to just 42 yards on 20 carries. Meanwhile, the Titans sacked Colts quarterback Matt Ryan three times.

It was a great start for the Titans.

Defensive lineman Denico Autry sacked Ryan and forced a fumble that was recovered by outside linebacker Bud Dupree at the Indianapolis 32-yard line.

Five plays later, Tannehill connected with Woods for a seven-yard touchdown to give the Titans a 7-0 lead just seven minutes into the contest.

Then, after the defense forced a three-and-out, the Titans responded with a six-play, 75-yard scoring drive that was capped off with a 19-yard scoring run by Henry to make it 14-0. Tannehill connected on throws to tight ends Austin Hooper and Okonkwo, along with one to Henry, on the scoring drive.

After the Colts cut the lead to 14-3 in the second quarter on a 27-yard field goal by kicker Chase McLaughlin, the Titans answered back with a 44-yard field goal by kicker Randy Bullock, which capped off a nine-play, 41-yard drive. The kick made it 17-3 with 9:39 left in the second quarter.

The defense kept coming.

Defensive lineman Teair Tart made a heck of a play midway through the second quarter when he batted a pass by Ryan into the air, and then intercepted it at the Indianapolis 28-yard line.

Five plays later the Titans cashed that in for another touchdown, as Tannehill connected with Okonkwo for his first career touchdown. The eight-yard scoring toss made it 24-3.

The Colts cut the lead to 24-10 with 2:13 left before halftime, however, on a 14-yard touchdown pass from Ryan to tight end Mo Alie-Cox.

The Titans missed a chance to get more points before halftime, but the clock ran out before the field goal unit could get set for a kick after Tannehill was tackled inbounds. With no time outs, the Titans headed to the half knowing they'd squandered a scoring chance.

In the third quarter, the Colts trimmed Tennessee's lead to 24-17 on another touchdown pass from Ryan to Alie-Cox, this time from seven yards out, and suddenly the Lucas Oil Stadium crowd was riled up.

The Titans were in trouble late, with the Colts driving and inside their 25. But linebacker Joe Schobert forced a fumble on a third and one play, and cornerback Kristian Fulton jumped on it to stop the Colts momentum.

The Colts missed a field goal with 1:58 left, and the Titans held on.

"We have nowhere near played our best four quarters," Titans safety Kevin Byard said. "We have so much room for improvement, and I think that is a positive. To go through the first four games and be 2-2, that is huge for us. But we are not satisfied for getting two straight wins, we have a lot we need to fix."

The Titans return to action next Sunday on the road against the Washington Commanders.

National Football League Game Summary

NFL Copyright © 2022 by The National Football League. All rights reserved. This summary and play-by-play is for the express purpose of assisting media in their coverage of the game; any other use of this material is prohibited without the written permission of the National Football League.

Date: Sunday, 10/2/2022

Tennessee Titans at Indianapolis Colts
at Lucas Oil Stadium, Indianapolis, IN

Start Time: 1:02 PM EDT

Game Day Weather

Game Weather: Sunny

Temp: 63° F (17.2° C) Humidity: 66%, Wind: NE 7 mph

Played Retractable Roof - Open on Turf: Artificial

Outdoor Weather: Sunny, 63 degr. Wind NE at 7 mph,

Officials

Referee: Novak, Scott (1)
Line Judge: Coleman IV, Walt (65)
Back Judge: Miles, Terrence (111)

Umpire: George, Ramon (128)
Field Judge: Boger, Trawick (2)
Replay Official: Sumstine, Matt (0)

Down Judge: Bowers, Derick (74)
Side Judge: Meslow, David (118)

Lineups

Tennessee Titans			Indianapolis Colts				
Offense		Defense	Offense		Defense		
WR 16	T.Burks	OLB 48	B.Dupree	WR 11	M.Pittman	DE 91	Y.Ngakoue
TE 85	C.Okonkwo	DT 98	J.Simmons	TE 81	M.Alie-Cox	DT 90	G.Stewart
LT 71	D.Daley	NT 93	T.Tart	LT 69	M.Pryor	DE 94	T.Lewis
LG 55	A.Brewer	DL 96	D.Autry	LG 56	Q.Nelson	DE 51	K.Paye
C 60	B.Jones	MLB 51	D.Long	C 78	R.Kelly	LB 44	Z.Franklin
RG 64	N.Davis	LB 53	D.Cole	RG 75	W.Fries	LB 53	S.Leonard
RT 78	N.Petit-Frere	CB 21	R.McCreary	RT 72	B.Smith	LB 45	E.Speed
TE 87	G.Swaim	CB 26	K.Fulton	RB 21	N.Hines	CB 23	K.Moore
QB 17	R.Tannehill	SS 31	K.Byard	WR 14	A.Pierce	CB 5	S.Gilmore
FB 44	T.Carter	DB 39	T.Mitchell	QB 2	M.Ryan	S 25	R.Thomas
RB 22	D.Henry	DB 47	A.Adams	RB 28	J.Taylor	S 26	R.McLeod

Substitutions

WR 2 R.Woods, CB 3 C.Farley, P 4 R.Stonehouse, WR 8 C.Hollister, K 14 R.Bullock, WR 15 N.Westbrook-Ikhine, WR 18 K.Phillips, CB 20 L.Johnson, RB 25 H.Haskins, DB 28 J.Kalu, CB 30 T.Avery, RB 40 D.Hilliard, LB 42 J.Jones, LS 46 M.Cox, LB 52 J.Schobert, C/G 62 C.Levin, G 70 J.Roos, OL 75 D.Radunz, TE 81 A.Hooper, TE 86 K.Rader, DT 90 N.Jones, DE 94 M.Edwards, DL 95 D.Walker, DE 97 K.Strong, OLB 99 R.Weaver

Substitutions

WR 1 P.Campbell, P 6 M.Haack, K 7 C.McLaughlin, WR 16 A.Dulin, WR 17 M.Strachan, S 20 N.Cross, CB 31 B.Facyson, CB 34 I.Rodgers, RB 35 D.Jackson, CB 38 T.Brown, LB 41 G.Stuard, LS 46 L.Rhodes, DE 52 B.Banogu, DE 54 D.Odeyingbo, LB 57 J.Domann, LB 58 B.Okereke, DE 59 I.Odenigbo, G 63 D.Pinter, T 73 D.Kelly, T 79 B.Raimann, TE 80 J.Woods, TE 83 K.Granson, DT 93 E.Johnson, DT 96 B.Cowart, DT 99 D.Buckner

Did Not Play

QB 7 M.Willis

Did Not Play

QB 9 N.Foles

Not Active

S 29 T.Jackson, DB 32 U.Amadi, DB 37 A.Hooker, LB 41 Z.Cunningham, OLB 57 W.Ray, T 61 L.Clark, OLB 92 O.Adeniyi

Not Active

QB 4 S.Ehlinger, WR 10 D.Patmon, S 32 J.Blackmon, CB 33 D.Flowers, C 62 W.French, T 76 L.Tenuta, DT 95 C.Williams

Field Goals (made () & missed)

	R.Bullock (44)	C.McLaughlin (27)	51WL						
				1	2	3	4	OT	Total
VISITOR:	Tennessee Titans			14	10	0	0	0	24
HOME:	Indianapolis Colts			0	10	7	0	0	17

Scoring Plays

Team	Qtr	Time	Play Description (Extra Point) (Drive Info)	Visitor	Home
Titans	1	8:00	R.Woods 7 yd. pass from R.Tannehill (R.Bullock kick) (5-32, 2:47)	7	0
Titans	1	3:46	D.Henry 19 yd. run (R.Bullock kick) (6-75, 3:19)	14	0
Colts	2	13:25	C.McLaughlin 27 yd. Field Goal (11-66, 5:21)	14	3
Titans	2	9:39	R.Bullock 44 yd. Field Goal (9-41, 3:46)	17	3
Titans	2	7:40	C.Okonkwo 8 yd. pass from R.Tannehill (R.Bullock kick) (5-28, 1:54)	24	3
Colts	2	2:13	M.Alie-Cox 14 yd. pass from M.Ryan (C.McLaughlin kick) (9-75, 5:27)	24	10
Colts	3	7:26	M.Alie-Cox 7 yd. pass from M.Ryan (C.McLaughlin kick) (8-67, 5:09)	24	17

Paid Attendance: 65,781

Time: 2:49

Final Individual Statistics

Tennessee Titans

RUSHING	ATT	YDS	AVG	LG	TD
D.Henry	22	114	5.2	19	1
R.Tannehill	5	9	1.8	9	0
T.Burks	1	4	4.0	4	0
Total	28	127	4.5	19	1

PASSING	ATT	CMP	YDS	SK/YD	TD	LG	IN	RT
R.Tannehill	21	17	137	3/21	2	23	0	125.6
Total	21	17	137	3/21	2	23	0	125.6

PASS RECEIVING	TAR	REC	YDS	AVG	LG	TD
R.Woods	4	4	30	7.5	10	1
D.Hilliard	4	4	18	4.5	8	0
C.Okonkwo	3	3	38	12.7	23	1
D.Henry	5	3	33	11.0	22	0
T.Burks	3	2	14	7.0	8	0
A.Hooper	1	1	4	4.0	4	0
K.Phillips	1	0	0	0.0	0	0
Total	21	17	137	8.1	23	2

INTERCEPTIONS	NO	YDS	AVG	LG	TD
T.Tart	1	0	0.0	0	0
Total	1	0	0.0	0	0

PUNTING	NO	YDS	AVG	NET	TB	IN20	LG
R.Stonehouse	4	211	52.8	47.8	0	0	57
Total	4	211	52.8	47.8	0	0	57

PUNT RETURNS	NO	YDS	AVG	FC	LG	TD
R.Woods	0	0	0.0	1	0	0
[OUT OF BOUNDS]	1	0	0.0	0	0	0
Total	0	0	0.0	1	0	0

KICKOFF RETURNS	NO	YDS	AVG	FC	LG	TD
H.Haskins	4	105	26.3	0	37	0
Total	4	105	26.3	0	37	0

Indianapolis Colts

RUSHING	ATT	YDS	AVG	LG	TD
J.Taylor	20	42	2.1	11	0
N.Hines	1	0	0.0	0	0
M.Ryan	2	-4	-2.0	2	0
Total	23	38	1.7	11	0

PASSING	ATT	CMP	YDS	SK/YD	TD	LG	IN	RT
M.Ryan	37	27	356	3/29	2	44	1	109.7
Total	37	27	356	3/29	2	44	1	109.7

PASS RECEIVING	TAR	REC	YDS	AVG	LG	TD
M.Alie-Cox	6	6	85	14.2	34	2
A.Pierce	6	4	80	20.0	44	0
K.Granson	4	4	62	15.5	20	0
P.Campbell	4	4	43	10.8	20	0
M.Pittman	6	3	31	10.3	14	0
A.Dulin	3	2	18	9.0	10	0
N.Hines	2	2	3	1.5	6	0
J.Woods	1	1	33	33.0	33	0
J.Taylor	3	1	1	1.0	1	0
M.Strachan	1	0	0	0.0	0	0
Total	36	27	356	13.2	44	2

INTERCEPTIONS	NO	YDS	AVG	LG	TD
Total	0	0	0	0	0

PUNTING	NO	YDS	AVG	NET	TB	IN20	LG
M.Haack	2	67	33.5	33.5	0	0	48
Total	2	67	33.5	33.5	0	0	48

PUNT RETURNS	NO	YDS	AVG	FC	LG	TD
N.Hines	2	20	10.0	1	14	0
[DOWNED]	1	0	0.0	0	0	0
Total	2	20	10.0	1	14	0

KICKOFF RETURNS	NO	YDS	AVG	FC	LG	TD
[TOUCHBACK]	5	0	0.0	0	0	0
Total	0	0	0.0	0	0	0

Tennessee Titans

FUMBLES	FUM	LOST	OWN-REC	YDS	TD	FORCED	OPP-REC	YDS	TD	OUT-BDS
D.Autry	0	0	0	0	0	1	0	0	0	0
J.Schobert	0	0	0	0	0	1	0	0	0	0
R.Weaver	0	0	0	0	0	1	0	0	0	0
B.Dupree	0	0	0	0	0	0	1	0	0	0
K.Fulton	0	0	0	0	0	0	1	0	0	0
Total	0	0	0	0	0	3	2	0	0	0

Indianapolis Colts

FUMBLES	FUM	LOST	OWN-REC	YDS	TD	FORCED	OPP-REC	YDS	TD	OUT-BDS
M.Ryan	2	1	0	0	0	0	0	0	0	0
J.Taylor	1	1	0	0	0	0	0	0	0	0
M.Pryor	0	0	1	0	0	0	0	0	0	0
Total	3	2	1	0	0	0	0	0	0	0

Final Team Statistics

	Visitor Titans	Home Colts
TOTAL FIRST DOWNS	19	21
By Rushing	6	3
By Passing	9	17
By Penalty	4	1
THIRD DOWN EFFICIENCY	5-12-41.7%	7-13-53.8%
FOURTH DOWN EFFICIENCY	0-0-0.0%	0-0-0.0%
TOTAL NET YARDS	243	365
Total Offensive Plays (inc. times thrown passing)	52	63
Average gain per offensive play	4.7	5.8
NET YARDS RUSHING	127	38
Total Rushing Plays	28	23
Average gain per rushing play	4.5	1.7
Tackles for a loss-number and yards	2-5	4-11
NET YARDS PASSING	116	327
Times thrown - yards lost attempting to pass	3-21	3-29
Gross yards passing	137	356
PASS ATTEMPTS-COMPLETIONS-HAD INTERCEPTED	21-17-0	37-27-1
Avg gain per pass play (inc.# thrown passing)	4.8	8.2
KICKOFFS Number-In End Zone-Touchbacks	5-5-5	4-2-0
PUNTS Number and Average	4-52.8	2-33.5
Had Blocked	0	0
FGs - PATs Had Blocked	0-0	0-0
Net Punting Average	47.8	33.5
TOTAL RETURN YARDAGE (Not Including Kickoffs)	0	20
No. and Yards Punt Returns	0-0	2-20
No. and Yards Kickoff Returns	4-105	0-0
No. and Yards Interception Returns	1-0	0-0
PENALTIES Number and Yards	6-40	7-50
FUMBLES Number and Lost	0-0	3-2
TOUCHDOWNS	3	2
Rushing	1	0
Passing	2	2
EXTRA POINTS Made-Attempts	3-3	2-2
Kicking Made-Attempts	3-3	2-2
FIELD GOALS Made-Attempts	1-1	1-2
RED ZONE EFFICIENCY	3-3-100%	2-3-67%
GOAL TO GO EFFICIENCY	1-1-100%	2-3-67%
SAFETIES	0	0
FINAL SCORE	24	17
TIME OF POSSESSION	26:03	33:57

Ball Possession And Drive Chart

Tennessee Titans

#	Time Recd	Time Lost	Time Poss	How Ball Obtained	Drive Began	# Play	Yds Gain	Yds Pen	Net Yds	1st Down	Last Scrm	How Given Up
1	10:47	8:00	2:47	Fumble	IND 32	5	32	0	32	3	* IND 7	Touchdown
2	7:05	3:46	3:19	Punt	TEN 25	6	75	0	75	4	* IND 19	Touchdown
3	13:25	9:39	3:46	Kickoff	TEN 33	9	31	10	41	3	IND 26	Field Goal
4	9:34	7:40	1:54	Interception	IND 28	5	33	-5	28	3	* IND 8	Touchdown
5	2:13	0:00	2:13	Kickoff	TEN 26	8	44	5	49	3	IND 25	End of Half
6	15:00	12:35	2:25	Kickoff	TEN 24	3	-1	-5	-6	0	TEN 18	Punt
7	7:26	5:36	1:50	Kickoff	TEN 25	3	3	0	3	0	TEN 28	Punt
8	14:53	12:56	1:57	Punt	TEN 20	3	8	0	8	0	TEN 28	Punt
9	8:40	4:46	3:54	Fumble	TEN 22	5	8	5	13	2	TEN 35	Punt
10	1:58	0:00	1:58	Missed FG	TEN 41	6	10	0	10	1	IND 48	End of Game

(356) Average TEN 36

Indianapolis Colts

#	Time Recd	Time Lost	Time Poss	How Ball Obtained	Drive Began	# Play	Yds Gain	Yds Pen	Net Yds	1st Down	Last Scrm	How Given Up
1	15:00	10:47	4:13	Kickoff	IND 25	10	8	0	8	3	50	Fumble
2	8:00	7:05	0:55	Kickoff	IND 25	3	2	0	2	0	IND 27	Punt
3	3:46	13:25	5:21	Kickoff	IND 25	11	71	-5	66	4	* TEN 9	Field Goal
4	9:39	9:34	0:05	Kickoff	IND 25	1	0	0	0	0	IND 25	Interception
5	7:40	2:13	5:27	Kickoff	IND 25	9	85	-10	75	4	* TEN 14	Touchdown
6	12:35	7:26	5:09	Punt	IND 33	8	62	5	67	4	* TEN 7	Touchdown
7	5:36	14:53	5:43	Punt	IND 21	10	40	0	40	3	TEN 39	Punt
8	12:56	8:40	4:16	Punt	IND 22	7	55	0	55	2	TEN 24	Fumble
9	4:46	1:58	2:48	Punt	IND 34	6	33	0	33	1	TEN 33	Missed FG

(235) Average IND 26

* inside opponent's 20

Time of Possession by Quarter		1st	2nd	3rd	4th	OT	Total
Visitor	Tennessee Titans	6:06	7:53	4:15	7:49		26:03
Home	Indianapolis Colts	8:54	7:07	10:45	7:11		33:57

Kickoff Drive No.-Start Average

Titans: 4 - TEN 27

Colts: 5 - IND 25

Play By Play

First Quarter

10/2/2022

TEN wins the coin toss and elects to defer. IND elects to Receive, and TEN elects to defend the south goal.

R.Bullock kicks 65 yards from TEN 35 to end zone, Touchback.

Indianapolis Colts at 15:00

1-10-IND 25	(15:00) J.Taylor left tackle to IND 26 for 1 yard (B.Dupree; J.Simmons).	
2-9-IND 26	(14:27) J.Taylor right tackle to IND 36 for 10 yards (K.Byard, A.Adams).	R1
<u>1-10-IND 36</u>	(13:51) M.Ryan pass incomplete short middle to J.Taylor (T.Tart).	
2-10-IND 36	(13:45) J.Taylor right tackle to IND 34 for -2 yards (J.Simmons; D.Long).	
3-12-IND 34	(13:04) (Shotgun) M.Ryan pass short left to K.Granson to IND 48 for 14 yards (R.McCreary).	P2
<u>1-10-IND 48</u>	(12:27) J.Taylor left tackle to 50 for 2 yards (J.Schobert).	
2-8-50	(11:49) (Shotgun) J.Taylor left tackle to 50 for no gain (D.Cole).	
3-8-50	(11:10) (Shotgun) M.Ryan pass incomplete deep left to M.Pittman.	
	PENALTY on TEN-M.Edwards, Illegal Use of Hands, 5 yards, enforced at 50 - No Play.	X3
<u>1-10-TEN 45</u>	(11:04) M.Ryan pass incomplete short left to M.Pittman.	
2-10-TEN 45	(11:00) (Shotgun) M.Ryan pass incomplete short right.	
3-10-TEN 45	(10:56) (Shotgun) PENALTY on IND-R.Kelly, False Start, 5 yards, enforced at TEN 45 - No Play.	
3-15-50	(10:56) (Shotgun) M.Ryan sacked at IND 40 for -10 yards (D.Autry). FUMBLES (D.Autry) [D.Autry], touched at IND 33, RECOVERED by TEN-B.Dupree at IND 32. Credit sack for -18 yards for TEN #96 Autry.	

Tennessee Titans at 10:47

1-10-IND 32	(10:47) D.Henry left tackle to IND 30 for 2 yards (G.Stewart, Z.Franklin).	
2-8-IND 30	(10:09) (Shotgun) R.Tannehill pass short right to D.Hilliard to IND 28 for 2 yards (S.Leonard, K.Moore) [K.Paye].	
3-6-IND 28	(9:25) (Shotgun) R.Tannehill scrambles up the middle to IND 19 for 9 yards (K.Moore).	R1
<u>1-10-IND 19</u>	(8:43) D.Henry right end pushed ob at IND 7 for 12 yards (R.Thomas).	R2
<u>1-7-IND 7</u>	(8:04) R.Tannehill pass short right to R.Woods for 7 yards, TOUCHDOWN.	P3
	R.Bullock extra point is GOOD, Center-M.Cox, Holder-R.Stonehouse.	

TEN 7 IND 0, 5 plays, 32 yards, 2:47 drive, 7:00 elapsed

R.Bullock kicks 65 yards from TEN 35 to end zone, Touchback.

Indianapolis Colts at 8:00

1-10-IND 25	(8:00) (Shotgun) J.Taylor up the middle to IND 27 for 2 yards (D.Cole).
2-8-IND 27	(7:20) (Shotgun) M.Ryan pass incomplete short left to J.Taylor (D.Long).
3-8-IND 27	(7:16) (Shotgun) M.Ryan pass incomplete short right to M.Strachan.
4-8-IND 27	(7:12) M.Haack punts 48 yards to TEN 25, Center-L.Rhodes, fair catch by R.Woods.

Tennessee Titans at 7:05

1-10-TEN 25	(7:05) D.Henry right tackle to TEN 31 for 6 yards (Z.Franklin).	
2-4-TEN 31	(6:29) D.Henry up the middle to TEN 32 for 1 yard (E.Speed).	
3-3-TEN 32	(5:49) (Shotgun) R.Tannehill pass short left to A.Hooper to TEN 36 for 4 yards (B.Facyson, Z.Franklin).	P4
<u>1-10-TEN 36</u>	(5:13) R.Tannehill pass short left to D.Henry to IND 42 for 22 yards (R.Thomas).	P5
<u>1-10-IND 42</u>	(4:32) R.Tannehill pass deep left to C.Okonkwo pushed ob at IND 19 for 23 yards (Z.Franklin).	P6
<u>1-10-IND 19</u>	(3:53) D.Henry right end for 19 yards, TOUCHDOWN.	R7
	R.Bullock extra point is GOOD, Center-M.Cox, Holder-R.Stonehouse.	

TEN 14 IND 0, 6 plays, 75 yards, 3:19 drive, 11:14 elapsed

R.Bullock kicks 65 yards from TEN 35 to end zone, Touchback.

Indianapolis Colts at 3:46

1-10-IND 25	(3:46) (Shotgun) M.Ryan pass short right to K.Granson to IND 44 for 19 yards (D.Long, R.McCreary).	P4
<u>1-10-IND 44</u>	(3:11) (Shotgun) J.Taylor up the middle to IND 45 for 1 yard (M.Edwards).	
2-9-IND 45	(2:37) (Shotgun) M.Ryan pass short left to M.Pittman to TEN 45 for 10 yards (C.Farley).	P5
<u>1-10-TEN 45</u>	(1:55) J.Taylor left tackle to TEN 46 for -1 yards (D.Cole, M.Edwards).	
2-11-TEN 46	(1:19) (Shotgun) M.Ryan pass short left to P.Campbell to TEN 26 for 20 yards (J.Kalu).	P6
<u>1-10-TEN 26</u>	(:38) (Shotgun) M.Ryan pass short middle to M.Alie-Cox to TEN 24 for 2 yards (D.Cole).	

END OF QUARTER

	Score	Time Poss	First Downs				Efficiencies	
			R	P	X	T	3 Down	4 Down
Tennessee Titans	14	6:06	3	4	0	7	2/2	0/0
Indianapolis Colts	0	8:54	1	4	1	6	1/3	0/0

Second Quarter

10/2/2022

Play By Play

Indianapolis Colts continued.

2-8-TEN 24	(15:00) (Shotgun) M.Ryan pass short middle to M.Alie-Cox to TEN 6 for 18 yards (D.Cole, J.Kalu).	P7
<u>1-6-TEN 6</u>	(14:12) (Shotgun) J.Taylor up the middle to TEN 4 for 2 yards (J.Simmons; T.Tart).	
2-4-TEN 4	(13:37) (Shotgun) M.Ryan pass incomplete short left to M.Pittman.	
	Timeout #1 by TEN at 13:33.	
3-4-TEN 4	(13:33) (Shotgun) M.Ryan pass incomplete short right to M.Pittman.	
4-4-TEN 4	(13:28) (Shotgun) PENALTY on IND, Delay of Game, 5 yards, enforced at TEN 4 - No Play.	
4-9-TEN 9	(13:28) C.McLaughlin 27 yard field goal is GOOD, Center-L.Rhodes, Holder-M.Haack.	

TEN 14 IND 3, 11 plays, 66 yards, 5:21 drive, 1:35 elapsed

C.McLaughlin kicks 69 yards from IND 35 to TEN -4. H.Haskins to TEN 33 for 37 yards (R.Thomas, B.Banogu).

Tennessee Titans at 13:25, (1st play from scrimmage 13:19)

1-10-TEN 33	(13:19) R.Tannehill pass incomplete short right to D.Henry.	
2-10-TEN 33	(13:14) (Shotgun) R.Tannehill pass short right to R.Woods to TEN 43 for 10 yards (E.Speed; Z.Franklin).	P8
	PENALTY on IND-I.Odenigbo, Roughing the Passer, 15 yards, enforced at TEN 43.	X9
<u>1-10-IND 42</u>	(12:54) D.Henry right tackle to IND 35 for 7 yards (B.Okereke).	
2-3-IND 35	(12:16) PENALTY on TEN-N.Petit-Frere, False Start, 5 yards, enforced at IND 35 - No Play.	
2-8-IND 40	(11:58) (Shotgun) D.Henry up the middle to IND 33 for 7 yards (I.Rodgers, B.Okereke).	
3-1-IND 33	(11:17) T.Burks right end to IND 29 for 4 yards (B.Okereke).	R10
<u>1-10-IND 29</u>	(10:35) D.Henry up the middle to IND 26 for 3 yards (Z.Franklin).	
2-7-IND 26	(9:53) R.Tannehill pass incomplete short middle to D.Henry.	
3-7-IND 26	(9:49) (Shotgun) R.Tannehill pass incomplete deep left to T.Burks [Z.Franklin].	
4-7-IND 26	(9:44) R.Bullock 44 yard field goal is GOOD, Center-M.Cox, Holder-R.Stonehouse.	

TEN 17 IND 3, 9 plays, 41 yards, 1 penalty, 3:46 drive, 5:21 elapsed

R.Bullock kicks 65 yards from TEN 35 to end zone, Touchback.

Indianapolis Colts at 9:39

1-10-IND 25	(9:39) (Shotgun) M.Ryan pass short middle intended for A.Pierce INTERCEPTED by T.Tart at IND 28. T.Tart to IND 28 for no gain.	
-------------	--	--

Tennessee Titans at 9:34

1-10-IND 28	(9:34) D.Henry right end to IND 27 for 1 yard (T.Lewis; S.Leonard).	
	PENALTY on IND-G.Stewart, Defensive Holding, 5 yards, enforced at IND 27.	X11
<u>1-10-IND 22</u>	(9:11) D.Henry up the middle for 22 yards, TOUCHDOWN NULLIFIED by Penalty.	
	PENALTY on TEN-T.Burks, Offensive Holding, 10 yards, enforced at IND 4.	
1-2-IND 14	(9:03) (Shotgun) R.Tannehill pass short right to R.Woods to IND 11 for 3 yards (Z.Franklin; K.Moore).	P12
<u>1-10-IND 11</u>	(8:23) D.Henry right tackle to IND 8 for 3 yards (T.Lewis).	
2-7-IND 8	(7:46) (Shotgun) R.Tannehill pass short middle to C.Okonkwo for 8 yards, TOUCHDOWN. IND-S.Leonard was injured during the play.	P13
	R.Bullock extra point is GOOD, Center-M.Cox, Holder-R.Stonehouse.	

TEN 24 IND 3, 5 plays, 28 yards, 1 penalty, 1:54 drive, 7:20 elapsed

R.Bullock kicks 65 yards from TEN 35 to end zone, Touchback.

Indianapolis Colts at 7:40

1-10-IND 25	(7:40) (Shotgun) J.Taylor up the middle to IND 26 for 1 yard (T.Tart; K.Byard).	
2-9-IND 26	(6:58) (Shotgun) M.Ryan pass short right to M.Pittman to IND 33 for 7 yards (K.Fulton).	
3-2-IND 33	(6:17) (Shotgun) M.Ryan pass short middle to P.Campbell to TEN 49 for 18 yards (A.Adams) [R.Weaver].	P8
	Penalty on TEN-R.McCreary, Defensive Holding, declined.	
<u>1-10-TEN 49</u>	(5:58) (Shotgun) M.Ryan up the middle to IND 45 for -6 yards (R.Weaver).	
2-16-IND 45	(5:17) (Shotgun) M.Ryan pass short middle to M.Pittman to TEN 41 for 14 yards (A.Adams).	
3-2-TEN 41	(4:39) (Shotgun) J.Taylor right guard to TEN 38 for 3 yards (K.Strong).	R9
<u>1-10-TEN 38</u>	(4:03) (Shotgun) M.Ryan pass short right to J.Woods to TEN 5 for 33 yards (A.Adams).	P10
<u>1-5-TEN 5</u>	(3:19) (Shotgun) Direct snap to J.Taylor. J.Taylor right tackle to TEN 4 for 1 yard (J.Schobert).	
	PENALTY on IND-M.Pryor, Offensive Holding, 10 yards, enforced at TEN 5 - No Play.	
1-15-TEN 15	(2:58) (Shotgun) M.Ryan pass short right to J.Taylor to TEN 14 for 1 yard (D.Long).	
2-14-TEN 14	(2:20) M.Ryan pass short left to M.Alie-Cox for 14 yards, TOUCHDOWN.	P11

Tennessee Titans vs Indianapolis Colts at Lucas Oil Stadium

Penalty on TEN-R.McCreary, Illegal Contact, declined.

C.McLaughlin extra point is GOOD, Center-L.Rhodes, Holder-M.Haack.

TEN 24 IND 10, 9 plays, 75 yards, 5:27 drive, 12:47 elapsed

C.McLaughlin kicks 60 yards from IND 35 to TEN 5. H.Haskins to TEN 26 for 21 yards (J.Domann).

Tennessee Titans at 2:13, (1st play from scrimmage 2:08)

1-10-TEN 26 (2:08) (Shotgun) D.Henry up the middle to TEN 33 for 7 yards (Z.Franklin; I.Rodgers).

Two-Minute Warning

2-3-TEN 33 (2:00) D.Henry up the middle to TEN 34 for 1 yard (Y.Ngakoue; Z.Franklin).

Timeout #1 by IND at 01:54.

3-2-TEN 34 (1:54) (Shotgun) R.Tannehill pass short left to R.Woods to TEN 44 for 10 yards (Z.Franklin). P14

1-10-TEN 44 (1:28) (No Huddle) D.Henry left tackle to IND 44 for 12 yards (K.Moore). R15

1-10-IND 44 (:54) (Shotgun) R.Tannehill pass short middle to D.Hilliard to IND 39 for 5 yards (R.McLeod, B.Okereke).

Timeout #2 by TEN at 00:46.

2-5-IND 39 (:46) (Shotgun) R.Tannehill pass incomplete short right.

PENALTY on IND-Z.Franklin, Defensive Holding, 5 yards, enforced at IND 39 - No Play. X16

1-10-IND 34 (:40) (Shotgun) R.Tannehill pass short left to D.Hilliard pushed ob at IND 31 for 3 yards (R.McLeod).

2-7-IND 31 (:29) (No Huddle, Shotgun) R.Tannehill pass short left to T.Burks to IND 25 for 6 yards (S.Gilmore).

Timeout #3 by TEN at 00:19.

3-1-IND 25 (:19) (Shotgun) R.Tannehill sacked at IND 25 for 0 yards (G.Stewart).

END OF QUARTER

	Score	Time Poss	First Downs				Efficiencies	
			R	P	X	T	3 Down	4 Down
Tennessee Titans	24	7:53	2	4	3	9	2/4	0/0
Indianapolis Colts	10	7:07	1	4	0	5	2/3	0/0

Third Quarter

10/2/2022

Play By Play

TEN elects to Receive, and IND elects to defend the South goal.

C.McLaughlin kicks 60 yards from IND 35 to TEN 5. H.Haskins to TEN 24 for 19 yards (B.Banogu; J.Domann).

Tennessee Titans at 15:00, (1st play from scrimmage 14:55)

- 1-10-TEN 24 (14:55) D.Henry right tackle to TEN 27 for 3 yards (K.Paye; T.Lewis).
 2-7-TEN 27 (14:16) R.Tannehill sacked at TEN 15 for -12 yards (D.Odeyingbo).
 3-19-TEN 15 (13:34) (Shotgun) PENALTY on TEN-N.Petit-Frere, False Start, 5 yards, enforced at TEN 15 - No Play.
 3-24-TEN 10 (13:10) (Shotgun) R.Tannehill pass short right to D.Hilliard to TEN 18 for 8 yards (R.McLeod).
 4-16-TEN 18 (12:42) R.Stonehouse punts 49 yards to IND 33, Center-M.Cox, fair catch by N.Hines.

Indianapolis Colts at 12:35

- 1-10-IND 33 (12:35) (Shotgun) J.Taylor up the middle to IND 34 for 1 yard (J.Simmons; D.Cole).
 2-9-IND 34 (11:55) (Shotgun) J.Taylor right tackle to IND 40 for 6 yards (K.Byard, A.Adams).
 3-3-IND 40 (11:18) (Shotgun) M.Ryan pass deep left to A.Pierce to TEN 35 for 25 yards (T.Mitchell) P12
1-10-TEN 35 (10:32) PENALTY on TEN, Defensive Too Many Men on Field, 5 yards, enforced at TEN 35 - No Play.
 1-5-TEN 30 (10:11) J.Taylor left tackle to TEN 19 for 11 yards (T.Mitchell; K.Byard) R13
1-10-TEN 19 (9:35) J.Taylor left guard to TEN 17 for 2 yards (J.Simmons).
 2-8-TEN 17 (8:52) (Shotgun) M.Ryan pass short left to K.Granson to TEN 8 for 9 yards (D.Cole; K.Fulton) P14
1-8-TEN 8 (8:12) J.Taylor left tackle to TEN 7 for 1 yard (D.Long; J.Schobert).
 2-7-TEN 7 (7:31) M.Ryan pass short left to M.Alie-Cox for 7 yards, TOUCHDOWN. P15
 C.McLaughlin extra point is GOOD, Center-L.Rhodes, Holder-M.Haack.

TEN 24 IND 17, 8 plays, 67 yards, 1 penalty, 5:09 drive, 7:34 elapsed

C.McLaughlin kicks 68 yards from IND 35 to TEN -3. H.Haskins to TEN 25 for 28 yards (B.Banogu; J.Domann).

Tennessee Titans at 7:26, (1st play from scrimmage 7:21)

- 1-10-TEN 25 (7:21) R.Tannehill pass short left to D.Henry to TEN 28 for 3 yards (R.McLeod, B.Okereke).
 2-7-TEN 28 (6:38) D.Henry left end to TEN 28 for no gain (G.Stewart; Z.Franklin).
 3-7-TEN 28 (5:51) (Shotgun) R.Tannehill pass incomplete short right to K.Philips.
 Penalty on TEN, Illegal Shift, declined.
 4-7-TEN 28 (5:46) R.Stonehouse punts 57 yards to IND 15, Center-M.Cox. N.Hines to IND 21 for 6 yards (J.Jones).

Indianapolis Colts at 5:36

- 1-10-IND 21 (5:36) M.Ryan pass deep left to K.Granson ran ob at IND 41 for 20 yards [R.Weaver] P16
1-10-IND 41 (5:17) (No Huddle, Shotgun) M.Ryan pass incomplete short left to A.Dulin.
 2-10-IND 41 (5:14) (Shotgun) M.Ryan pass short middle to N.Hines to IND 47 for 6 yards (R.McCreary).
 3-4-IND 47 (4:33) (Shotgun) M.Ryan pass short left to A.Dulin to TEN 45 for 8 yards (J.Kalu; D.Long) P17
1-10-TEN 45 (3:56) (Shotgun) J.Taylor up the middle to TEN 42 for 3 yards (J.Schobert).
 2-7-TEN 42 (3:19) M.Ryan pass short right to P.Campbell to TEN 44 for -2 yards (R.McCreary; K.Byard).
 3-9-TEN 44 (2:38) (Shotgun) M.Ryan pass short right to A.Dulin to TEN 34 for 10 yards (R.McCreary) P18
1-10-TEN 34 (2:02) (Shotgun) J.Taylor up the middle to TEN 36 for -2 yards (D.Long, J.Schobert).
 2-12-TEN 36 (1:22) (Shotgun) M.Ryan sacked at TEN 42 for -6 yards (R.Weaver). FUMBLES (R.Weaver), touched at TEN 40, recovered by IND-M.Pryor at TEN 49.
 3-25-TEN 49 (:31) (Shotgun) M.Ryan pass short right to M.Alie-Cox to TEN 39 for 10 yards (K.Byard).

END OF QUARTER

	Score	Time Poss	First Downs				Efficiencies	
			R	P	X	T	3 Down	4 Down
Tennessee Titans	24	4:15	0	0	0	0	0/2	0/0
Indianapolis Colts	17	10:45	1	6	0	7	3/4	0/0

Play By Play

Fourth Quarter

10/2/2022

Indianapolis Colts continued.

4-15-TEN 39 (15:00) M.Haack punts 19 yards to TEN 20, Center-L.Rhodes, out of bounds.

Tennessee Titans at 14:53

1-10-TEN 20 (14:53) D.Henry right end to TEN 17 for -3 yards (I.Rodgers).

2-13-TEN 17 (14:16) (Shotgun) R.Tannehill pass short right to T.Burks to TEN 25 for 8 yards (Z.Franklin).

3-5-TEN 25 (13:31) (Shotgun) R.Tannehill scrambles up the middle to TEN 28 for 3 yards (Z.Franklin). IND-T.Lewis was injured during the play. TEN-T.Burks was injured during the play. He is Out.

4-2-TEN 28 (13:06) R.Stonehouse punts 50 yards to IND 22, Center-M.Cox, downed by TEN-J.Jones.

Indianapolis Colts at 12:56

1-10-IND 22 (12:56) (Shotgun) M.Ryan pass short middle to M.Alie-Cox to TEN 44 for 34 yards (K.Fulton). P19

1-10-TEN 44 (12:13) J.Taylor left guard to TEN 44 for no gain (J.Schobert, K.Strong).

2-10-TEN 44 (11:34) (Shotgun) M.Ryan pass short right to A.Pierce to TEN 38 for 6 yards (C.Farley).

3-4-TEN 38 (10:54) (Shotgun) M.Ryan pass short middle to A.Pierce to TEN 33 for 5 yards (C.Farley). P20

1-10-TEN 33 (10:17) (Shotgun) M.Ryan scrambles right end to TEN 31 for 2 yards (R.McCreary).

2-8-TEN 31 (9:36) (Shotgun) M.Ryan pass short left to P.Campbell to TEN 24 for 7 yards (D.Long).

3-1-TEN 24 (8:49) J.Taylor right guard to TEN 23 for 1 yard (J.Schobert). FUMBLES (J.Schobert), RECOVERED by TEN-K.Fulton at TEN 22.

Tennessee Titans at 8:40

1-10-TEN 22 (8:40) R.Tannehill pass incomplete short right.

PENALTY on IND-S.Gilmore, Defensive Holding, 5 yards, enforced at TEN 22 - No Play. X17

1-10-TEN 27 (8:32) R.Tannehill pass short right to D.Henry to TEN 35 for 8 yards (B.Okereke).

2-2-TEN 35 (7:49) D.Henry left end to TEN 42 for 7 yards (B.Okereke, K.Paye). R18

1-10-TEN 42 (7:03) D.Henry up the middle to TEN 46 for 4 yards (B.Okereke).

2-6-TEN 46 (6:24) D.Henry up the middle to TEN 44 for -2 yards (E.Speed; D.Odeyingbo).

3-8-TEN 44 (5:44) (Shotgun) R.Tannehill sacked at TEN 35 for -9 yards (K.Paye).

4-17-TEN 35 (4:57) R.Stonehouse punts 55 yards to IND 10, Center-M.Cox. N.Hines to IND 24 for 14 yards (H.Haskins).

PENALTY on TEN-M.Cox, Offensive Holding, 10 yards, enforced at IND 24.

Indianapolis Colts at 4:46

1-10-IND 34 (4:46) (Shotgun) M.Ryan pass incomplete short right to A.Pierce.

2-10-IND 34 (4:41) (Shotgun) M.Ryan pass deep right to A.Pierce to TEN 22 for 44 yards (C.Farley). P21

1-10-TEN 22 (4:01) N.Hines right tackle to TEN 22 for no gain (T.Tart).

2-10-TEN 22 (3:27) (Shotgun) M.Ryan pass short left to N.Hines to TEN 25 for -3 yards (R.McCreary) [D.Autry].

3-13-TEN 25 (2:45) (Shotgun) M.Ryan sacked at TEN 33 for -8 yards (D.Autry).

4-21-TEN 33 (2:03) C.McLaughlin 51 yard field goal is No Good, Wide Left, Center-L.Rhodes, Holder-M.Haack.

Two-Minute Warning

Tennessee Titans at 1:58

1-10-TEN 41 (1:58) D.Henry right end to TEN 43 for 2 yards (Z.Franklin).

Timeout #1 by IND at 01:53.

2-8-TEN 43 (1:53) D.Henry right end to TEN 47 for 4 yards (Z.Franklin).

Timeout #2 by IND at 01:49.

3-4-TEN 47 (1:49) D.Radunz reported in as eligible. R.Tannehill pass short right to C.Okonkwo to IND 46 for 7 yards (K.Moore). P19

Timeout #3 by IND at 01:42.

1-10-IND 46 (1:42) R.Tannehill kneels to IND 47 for -1 yards.

2-11-IND 47 (1:09) R.Tannehill kneels to IND 48 for -1 yards.

3-12-IND 48 (:38) R.Tannehill kneels to IND 49 for -1 yards.

END OF QUARTER

	Score	Time Poss	First Downs				Efficiencies	
			R	P	X	T	3 Down	4 Down
Tennessee Titans	24	7:49	1	1	1	3	1/4	0/0
Indianapolis Colts	17	7:11	0	3	0	3	1/3	0/0

Miscellaneous Statistics Report

Tennessee Titans vs Indianapolis Colts
10/2/2022 at Lucas Oil Stadium

Ten Longest Plays for Tennessee Titans

Yards	Qtr	Play Start	Play Description
25	2	2-10-TEN 33	(13:14) (Shotgun) R.Tannehill pass short right to R.Woods to TEN 43 for 10 yards (E.Speed; Z.Franklin). PENALTY on IND-I.Odenigbo, Roughing the Passer, 15 yards, enforced at TEN 43.
23	1	1-10-IND 42	(4:32) R.Tannehill pass deep left to C.Okonkwo pushed ob at IND 19 for 23 yards (Z.Franklin).
22	1	1-10-TEN 36	(5:13) R.Tannehill pass short left to D.Henry to IND 42 for 22 yards (R.Thomas).
19	1	1-10-IND 19	(3:53) D.Henry right end for 19 yards, TOUCHDOWN.
12	1	1-10-IND 19	(8:43) D.Henry right end pushed ob at IND 7 for 12 yards (R.Thomas).
12	2	1-10-TEN 44	(1:28) (No Huddle) D.Henry left tackle to IND 44 for 12 yards (K.Moore).
10	2	3-2-TEN 34	(1:54) (Shotgun) R.Tannehill pass short left to R.Woods to TEN 44 for 10 yards (Z.Franklin).
9	1	3-6-IND 28	(9:25) (Shotgun) R.Tannehill scrambles up the middle to IND 19 for 9 yards (K.Moore).
8	2	1-10-IND 22	(9:11) D.Henry up the middle for 22 yards, TOUCHDOWN NULLIFIED by Penalty. PENALTY on TEN-T.Burks, Offensive Holding, 10 yards, enforced at IND 4.
8	2	2-7-IND 8	(7:46) (Shotgun) R.Tannehill pass short middle to C.Okonkwo for 8 yards, TOUCHDOWN. IND-S.Leonard was injured during the play.

Ten Longest Plays for Indianapolis Colts

Yards	Qtr	Play Start	Play Description
44	4	2-10-IND 34	(4:41) (Shotgun) M.Ryan pass deep right to A.Pierce to TEN 22 for 44 yards (C.Farley).
34	4	1-10-IND 22	(12:56) (Shotgun) M.Ryan pass short middle to M.Alie-Cox to TEN 44 for 34 yards (K.Fulton).
33	2	1-10-TEN 38	(4:03) (Shotgun) M.Ryan pass short right to J.Woods to TEN 5 for 33 yards (A.Adams).
25	3	3-3-IND 40	(11:18) (Shotgun) M.Ryan pass deep left to A.Pierce to TEN 35 for 25 yards (T.Mitchell).
20	1	2-11-TEN 46	(1:19) (Shotgun) M.Ryan pass short left to P.Campbell to TEN 26 for 20 yards (J.Kalu).
20	3	1-10-IND 21	(5:36) M.Ryan pass deep left to K.Granson ran ob at IND 41 for 20 yards [R.Weaver].
19	1	1-10-IND 25	(3:46) (Shotgun) M.Ryan pass short right to K.Granson to IND 44 for 19 yards (D.Long, R.McCreary).
18	2	2-8-TEN 24	(15:00) (Shotgun) M.Ryan pass short middle to M.Alie-Cox to TEN 6 for 18 yards (D.Cole, J.Kalu).
18	2	3-2-IND 33	(6:17) (Shotgun) M.Ryan pass short middle to P.Campbell to TEN 49 for 18 yards (A.Adams) [R.Weaver].
14	1	3-12-IND 34	(13:04) (Shotgun) M.Ryan pass short left to K.Granson to IND 48 for 14 yards (R.McCreary).

Touchdown Scoring Information

		Offense	Defense	Special Teams
VISITOR	Tennessee Titans	3	0	0
HOME	Indianapolis Colts	2	0	0

Player Scoring Information

Club	Player	TD	Rush TD	Rec TD	KO TD	Punt TD	Int TD	Fum TD	Misc TD	FG	XP	2Pt Rush	2Pt Rec	Sfty	Points
TEN	D.Henry	0	1	0	0	0	0	0	0	0	0	0	0	0	6
TEN	R.Woods	0	0	1	0	0	0	0	0	0	0	0	0	0	6
TEN	C.Okonkwo	0	0	1	0	0	0	0	0	0	0	0	0	0	6
TEN	R.Bullock	0	0	0	0	0	0	0	0	1	3	0	0	0	6
IND	M.Alie-Cox	0	0	2	0	0	0	0	0	0	0	0	0	0	12
IND	C.McLaughlin	0	0	0	0	0	0	0	0	1	2	0	0	0	5

Possession Detail

	First Half		Second Half		Game	
	Visitor	Home	Visitor	Home	Visitor	Home
Largest Lead	21	0	7	0	21	0
Drives Leading	4	0	5	0	9	0
Time of Possession Leading	11:12	0:00	12:04	0:00	23:16	0:00
Largest Deficit	0	-21	0	-7	0	-21
Drives Trailing	0	4	0	4	0	8
Time of Possession Trailing	0:00	11:48	0:00	17:56	0:00	29:44
Times Score Tied Up		0		0		0
Lead Changes		1		0		1

Playtime Percentage

Percent of playtime per player on offense, defense and special teams (Unofficial)

Tennessee Titans

Indianapolis Colts

		Tennessee Titans				Indianapolis Colts								
		Offense	Defense	Special Teams		Offense	Defense	Special Teams						
A Brewer	C	54	100%	4	17%	M Pryor	T	66	100%	4	17%			
D Daley	G	54	100%	4	17%	Q Nelson	G	66	100%	4	17%			
N Davis	G	54	100%	4	17%	W Fries	G	66	100%	4	17%			
N Petit-Frere	T	54	100%	4	17%	R Kelly	C	66	100%					
B Jones	C	54	100%			M Ryan	QB	66	100%					
R Tannehill	QB	54	100%			B Smith	T	66	100%					
R Woods	WR	41	76%	2	9%	M Pittman	WR	59	89%					
G Swaim	TE	40	74%	11	48%	J Taylor	RB	58	88%					
D Henry	RB	37	69%			M Alie-Cox	TE	46	70%	5	22%			
T Burks	WR	35	65%	4	17%	P Campbell	WR	44	67%					
N Westbrook-Ikhine	WR	35	65%			K Granson	TE	30	45%	9	39%			
A Hooper	TE	20	37%			A Pierce	WR	29	44%					
D Hilliard	RB	17	31%	4	17%	N Hines	RB	21	32%	4	17%			
C Okonkwo	TE	13	24%	11	48%	A Dulin	WR	19	29%	14	61%			
T Carter	FB	11	20%	14	61%	J Woods	TE	15	23%					
C Hollister	WR	11	20%	9	39%	M Strachan	WR	9	14%					
K Rader	TE	7	13%	13	57%	R Thomas	DB		54	100%	10	43%		
K Philips	WR	2	4%			R McLeod	FS		54	100%	9	39%		
D Radunz	T	1	2%			K Moore	CB		54	100%	8	35%		
K Byard	FS			66	100%	4	17%	Z Franklin	LB		54	100%	7	30%
D Long	LB			66	100%			S Gilmore	CB		54	100%		
R McCreary	DB			66	100%			K Paye	DE		42	78%	1	4%
K Fulton	CB			66	100%			T Lewis	DE		40	74%		
J Simmons	DT			57	86%	5	22%	B Okereke	LB		38	70%	11	48%
D Autry	DE			47	71%	4	17%	G Stewart	DT		38	70%	9	39%
R Weaver	LB			46	70%	5	22%	Y Ngakoué	DE		32	59%		
A Adams	SS			45	68%	5	22%	I Rodgers	CB		24	44%	13	57%
D Cole	LB			38	58%	19	83%	D Buckner	DT		19	35%		
M Edwards	DT			34	52%			E Speed	LB		18	33%	18	78%
J Kalu	CB			32	48%	11	48%	S Leonard	LB		16	30%		
T Tart	DT			31	47%			D Odeyingbo	DE		14	26%	1	4%
T Mitchell	CB			29	44%			I Odenigbo	DE		12	22%		
C Farley	CB			27	41%	6	26%	B Facyson	CB		12	22%		
J Schobert	LB			25	38%	4	17%	B Cowart	DT		7	13%	5	22%
K Strong	DE			16	24%	5	22%	E Johnson	DT		7	13%	4	17%
N Jones	DT			16	24%	4	17%	B Banogu	DE		5	9%	16	70%
D Walker	DE			11	17%	6	26%	T Brown	CB				19	83%
B Dupree	LB			9	14%			G Stuard	LB				15	65%
J Jones	LB					18	78%	J Domann	LB				14	61%
H Haskins	RB					15	65%	D Jackson	RB				13	57%
L Johnson	CB					14	61%	C McLaughlin	K				8	35%
T Avery	DB					11	48%	L Rhodes	LS				6	26%
R Bullock	K					9	39%	M Haack	P				6	26%
M Cox	LS					8	35%	N Cross	DB				4	17%
R Stonehouse	P					8	35%							

J Roos	G	4	17%	D Pinter	G	4	17%
C Levin	C	4	17%	B Raimann	T	4	17%
				D Kelly	T	4	17%

2022 TENNESSEE TITANS REGULAR SEASON STATISTICS

Won 2, Lost 2

Date	W-L	Score	OT	Opponent	Attendance
09/11	L	20-21		N.Y. Giants	67,805
09/19	L	7-41		at Buffalo	70,683
09/25	W	24-22		Las Vegas	68,649
10/02	W	24-17		at Indianapolis	65,781
10/09				at Washington	
10/23				Indianapolis	
10/30				at Houston	
11/06				at Kansas City	
11/13				Denver	
11/17				at Green Bay	
11/27				Cincinnati	
12/04				at Philadelphia	
12/11				Jacksonville	
12/18				at L.A. Chargers	
12/24				Houston	
12/29				Dallas	
01/08				at Jacksonville	

Statistic	Tenn.	Opp.
Total First Downs	69	87
Rushing	19	27
Passing	41	51
Penalty	9	9
3rd Down: Made/Att	17/45	15/48
3rd Down Pct.	37.8	31.3
4th Down: Made/Att	1/2	6/7
4th Down Pct.	50.0	85.7
Possession Avg.	28:42	31:18
Total Net Yards	1150	1569
Avg. Per Game	287.5	392.3
Total Plays	220	251
Avg. Per Play	5.2	6.3
Net Yards Rushing	409	473
Avg. Per Game	102.3	118.3
Total Rushes	108	98
Net Yards Passing	741	1096
Avg. Per Game	185.3	274.0
Sacked/Yards Lost	7/49	10/72
Gross Yards	790	1168
Att./Completions	105/68	143/97
Completion Pct.	64.8	67.8
Had Intercepted	3	3
Punts/Average	19/56.2	14/47.5
Net Punting Avg.	19/46.9	14/41.6
Penalties/Yards	29/262	29/188
Fumbles/Ball Lost	6/3	6/3
Touchdowns	9	12
Rushing	4	1
Passing	5	10
Returns	0	1

Score By Periods	Q1	Q2	Q3	Q4	OT	PTS
Team	35	33	7	0	0	75
Opponents	10	27	47	17	0	101

Scoring	TD	Rush	Rec	Ret	K-PAT	FG	S	PTS
Bullock	0	0	0	0	9/9	4/5	0	21
Henry	3	3	0	0			0	18
Hilliard	2	0	2	0			0	12
Okonkwo	1	0	1	0			0	6
Swaim	1	0	1	0			0	6
Tannehill	1	1	0	0			0	6
Woods	1	0	1	0			0	6
Team	9	4	5	0	9/9	4/5	0	75
Opponents	12	1	10	1	9/9	6/7	0	101

2-Pt Conv: TM 0-0, OPP 1-3

Sacks: Weaver 4, Autry 3, Simmons 2, Dupree 1, TM 10, OPP 7

FUM/Lost: Phillips 2/2, Henry 1/0, Hooker 1/0, Tannehill 1/0, Willis 1/1

Passing	Att	Cmp	Yds	Cmp%	Yds/Att	TD	TD%	Int	Int%	Long	Sack/Lost	Rating
Tannehill	101	67	784	66.3	7.76	5	5.0	3	3.0	41	7/49	93.8
Willis	4	1	6	25.0	1.50	0	0.0	0	0.0	6	0/0	39.6
Team	105	68	790	64.8	7.52	5	4.8	3	2.9	41	7/49	91.4
Opponents	143	97	1168	67.8	8.17	10	7.0	3	2.1	65t	10/72	107.2

Rushing	No.	Yds	Avg	Long	TD
Henry	76	306	4.0	24	3
Haskins	9	37	4.1	9	0
Hilliard	4	22	5.5	10	0
Tannehill	12	20	1.7	9	1
Willis	4	16	4.0	8	0
Burks	2	12	6.0	8	0
Okonkwo	1	-4	-4.0	-4	0
Team	108	409	3.8	24	4
Opponents	98	473	4.8	68	1

Receiving	No.	Yds	Avg	Long	TD
Woods	13	167	12.8	41	1
Burks	10	129	12.9	27	0
Hilliard	8	109	13.6	31	2
Henry	8	91	11.4	23	0
Phillips	7	71	10.1	21	0
Swaim	6	38	6.3	13	1
Westbrook-Ikhine	5	66	13.2	15	0
Hooper	5	48	9.6	19	0
Okonkwo	4	49	12.3	23	1
Hollister	1	22	22.0	22	0
Haskins	1	0	0.0	0	0
Team	68	790	11.6	41	5
Opponents	97	1168	12.0	65t	10

Interceptions	No.	Yds	Avg	Long	TD
Byard	1	24	24.0	24	0
Hooker	1	0	0.0	0	0
Tart	1	0	0.0	0	0
Team	3	24	8.0	24	0
Opponents	3	56	18.7	43t	1

Punting	No.	Yds	Avg	Net	TB	In	Lg	B
Stonehouse	19	1067	56.2	46.9	2	7	70	0
Team	19	1067	56.2	46.9	2	7	70	0
Opponents	14	665	47.5	41.6	0	9	69	0

Punt Returns	Ret	FC	Yds	Avg	Long	TD
Phillips	5	2	62	12.4	46	0
Hooker	1	0	0	0.0	0	0
Woods	1	3	21	21.0	21	0
Team	7	5	83	11.9	46	0
Opponents	12	4	136	11.3	22	0

Kickoff Returns	No.	Yds	Avg	Long	TD
Haskins	7	174	24.9	37	0
Cannon	2	33	16.5	19	0
Team	9	207	23.0	37	0
Opponents	3	64	21.3	24	0

Field Goals	1-19	20-29	30-39	40-49	50+
Bullock	0/0	1/1	0/0	3/4	0/0
Team	0/0	1/1	0/0	3/4	0/0
Opponents	0/0	2/2	3/3	1/1	0/1

Bullock: (46G,23G,47N) () (48G) (44G)
 OPP: () (49G,37G) (21G,32G,35G) (27G,51N)

TITANS ESCAPE WITH 21-17 WIN OVER THE COMMANDERS

BY JIM WYATT
TENNESSEETITANS.COM
OCTOBER 9, 2022

LANDOVER, Md. – What a goal-line stand.

What an ending.

What a win.

The Titans escaped with a 21-17 victory over the Washington Commanders here on Sunday as linebacker David Long Jr. intercepted quarterback Carson Wentz at the one-yard line with six seconds left.

"I was prepared for the play," Long said after the game, still clutching the football. "The thing is, we never panicked and we just had to make a play."

After starting the season 0-2, the Titans improved to 3-2 with the win.

Five weeks into the season, the Titans sit alone atop the AFC South.

"You have to find a way to win, and we know how to do that," Titans coach Mike Vrabel said. "That's how sometimes it's going to be in this league – defend every blade of grass and guys came up huge at the end."

Titans running back Derrick Henry ran for 102 yards and two touchdowns in the contest, and he was a workhorse, carrying the ball 28 times.

Titans quarterback Ryan Tannehill completed 15-of-25 passes for 181 yards and a touchdown – a 13-yard pass to running back Dontrell Hilliard.

But the Titans had to scrap until the end of this one, and things didn't look great when the Commanders had a first-and-goal at the

Tennessee two-yard-line with 19 seconds left. After the Titans forced a pair of incompletions, Long stepped in and intercepted Wentz to close it out. In the end, the Commanders had nothing to show for their 18-play, 88-yard drive.

"I heard the crowd go wild, and honestly I thought they'd scored at first," Byard said of Long's interception. "It was electric. And I feel like once or twice a year we get one of these epic wins. It's just our culture, and the way we are going to keep fighting to the end."

It was a dogfight all day.

After the two teams took turns punting the ball to one another, the Titans broke through for a score late in the first quarter to take a 7-0 lead. The 13-yard touchdown pass from Tannehill to Hillard, who benefitted from key blocks from guard Aaron Brewer and center Ben Jones, capped off a six-play, 52-yard drive that included a 24-yard screen pass to Henry.

The Commanders made it 7-3 on a 50-yard field goal by kicker Joey Slye on their next possession.

Then, a 75-yard touchdown pass from Wentz to receiver Dyami Brown made it 10-7 with 14:06 left in the second quarter. Caleb Farley was in coverage for the Titans and when he stumbled, Brown raced by him for the catch and score.

The Titans capped off the first half in grand fashion, however, to take a 14-10 halftime lead.

A one-yard touchdown run by Henry capped off a beautiful 15-play, 81-yard drive that took 6:57 off the clock. Henry hammered away on the drive, and he finished the first half with 83 rushing yards and a score on 18 carries.

Things didn't start off so well in the third quarter.

The Titans went three-and-out on their first two possessions, and the Commanders then regained the lead 17-14 on a 30-yard pass from

Wentz to Brown, this time with Roger McCreary in coverage.

But the Titans kept swinging, as they answered back with a seven-play, 75-yard drive that was capped off with a one-yard touchdown run by Henry, which made it 21-17. The scoring drive was set up by a 62-yard completion from Tannehill to Nick Westbrook-Ikhine, which put the ball at the Commanders 11.

Then came the heart-stopping finish.

"We believe in each other, and we are going to keep battling and find a way to win," Tannehill said. "I think that is what has been proven the last few weeks – we believe in each other no matter what happens and ultimately find a way to win."

The Titans have a bye next Sunday.

The Titans will return to action on October 23 against the Indianapolis Colts at Nissan Stadium.

###

National Football League Game Summary

NFL Copyright © 2022 by The National Football League. All rights reserved. This summary and play-by-play is for the express purpose of assisting media in their coverage of the game; any other use of this material is prohibited without the written permission of the National Football League.

Date: Sunday, 10/9/2022

Tennessee Titans at Washington Commanders
at FedExField, Landover, MD

Start Time: 1:03 PM EDT

Game Day Weather

Game Weather: Sunny
Played Open Stadium on Turf: Grass

Temp: 61° F (16.1° C) Humidity: 36%, Wind: W 9 mph
Outdoor Weather: Sunny,

Officials

Referee: Clark, Land (130)	Umpire: King, Paul (121)	Down Judge: McKenzie, Dana (8)
Line Judge: Bolinger, Brian (40)	Field Judge: Banks, Michael (72)	Side Judge: Pender, Dominique (114)
Back Judge: Meyer, Greg (78)	Replay Official: Campbell, Randy (0)	

Lineups

Tennessee Titans			Washington Commanders				
Offense		Defense	Offense		Defense		
WR 15	N.Westbrook-Ikhine	NT 93	T.Tart	WR 89	C.Sims	DE 90	M.Sweat
WR 8	C.Hollister	DT 98	J.Simmons	TE 87	J.Bates	DT 94	D.Payne
LT 71	D.Daley	OLB 99	R.Weaver	LT 72	C.Leno	DT 93	J.Allen
LG 55	A.Brewer	MLB 51	D.Long	LG 68	A.Norwell	DE 96	J.Smith-Williams
C 60	B.Jones	ILB 53	D.Cole	C 60	N.Martin	OLB 52	J.Davis
RG 75	D.Radunz	S 31	K.Byard	RG 77	S.Charles	MLB 55	C.Holcomb
RT 78	N.Petit-Frere	CB 21	R.McCreary	RT 78	C.Lucas	CB 29	K.Fuller
TE 87	G.Swaim	CB 26	K.Fulton	WR 17	T.McLaurin	CB 3	W.Jackson
WR 2	R.Woods	DB 28	J.Kalu	WR 10	C.Samuel	CB 25	B.St-Juste
QB 17	R.Tannehill	DB 96	D.Autry	QB 11	C.Wentz	SS 31	K.Curl
RB 22	D.Henry	DB 39	T.Mitchell	RB 24	A.Gibson	FS 20	B.McCain

Substitutions

CB 3 C.Farley, P 4 R.Stonehouse, WR 10 D.Fitzpatrick, K 14 R.Bullock, WR 18 K.Phillips, CB 20 L.Johnson, RB 25 H.Haskins, RB 40 D.Hilliard, FB 44 T.Carter, LS 46 M.Cox, DB 47 A.Adams, LB 52 J.Schobert, LB 56 M.Rice, DT 59 S.Okuayinonu, T 61 L.Clark, C/G 62 C.Levin, G 70 J.Roos, TE 81 A.Hooper, TE 85 C.Okonkwo, TE 86 K.Rader, DT 90 N.Jones, DE 94 M.Edwards, DL 95 D.Walker, DE 97 K.Strong

Did Not Play

QB 7 M.Willis, CB 30 T.Avery

Not Active

DB 32 U.Amadi, DB 37 A.Hooker, LB 41 Z.Cunningham, LB 42 J.Jones, OLB 48 B.Dupree, G 64 N.Davis, OLB 92 O.Adeniyi

Substitutions

WR 2 D.Brown, P 5 T.Way, K 6 J.Slye, RB 8 B.Robinson, WR 15 D.Milne, S 22 D.Forrest, RB 23 J.McKissic, CB 34 C.Holmes, CB 37 R.Wildgoose, S 39 J.Reaves, RB 41 J.Williams, LB 45 D.Harris, LB 47 K.Hudson, G 53 T.Turner, LS 54 C.Cheeseman, DE 58 S.Toney, LB 59 J.Bostic, C 69 T.Larsen, TE 85 C.Turner, TE 88 A.Rogers, DT 91 J.Ridgeway, DT 92 D.Wise, DE 95 C.Toohill, DE 97 E.Obada

Did Not Play

QB 4 T.Heinicke, G 75 C.Paul

Not Active

WR 1 J.Dotson, QB 14 S.Howell, S 35 P.Butler, CB 40 T.Castro-Fields, LB 51 D.Mayo, T 76 S.Cosmi, TE 82 L.Thomas

Field Goals (made () & missed)

		J.Slye	(50)				
		1	2	3	4	OT	Total
VISITOR:	Tennessee Titans	7	7	7	0	0	21
HOME:	Washington Commanders	3	7	7	0	0	17

Scoring Plays

Team	Qtr	Time	Play Description (Extra Point) (Drive Info)	Visitor	Home
Titans	1	3:58	D.Hilliard 13 yd. pass from R.Tannehill (R.Bullock kick) (6-52, 2:32)	7	0
Commanders	1	0:26	J.Slye 50 yd. Field Goal (7-43, 3:32)	7	3
Commanders	2	13:56	D.Brown 75 yd. pass from C.Wentz (J.Slye kick) (1-75, 0:10)	7	10
Titans	2	0:17	D.Henry 1 yd. run (R.Bullock kick) (15-81, 6:57)	14	10
Commanders	3	4:36	D.Brown 30 yd. pass from C.Wentz (J.Slye kick) (6-80, 3:14)	14	17
Titans	3	1:03	D.Henry 1 yd. run (R.Bullock kick) (7-75, 3:33)	21	17

Paid Attendance: 51,836

Time: 3:12

Final Team Statistics

	Visitor Titans	Home Commanders
TOTAL FIRST DOWNS	15	17
By Rushing	7	4
By Passing	6	11
By Penalty	2	2
THIRD DOWN EFFICIENCY	4-14-28.6%	1-11-9.1%
FOURTH DOWN EFFICIENCY	1-1-100.0%	1-2-50.0%
TOTAL NET YARDS	241	385
Total Offensive Plays (inc. times thrown passing)	62	58
Average gain per offensive play	3.9	6.6
NET YARDS RUSHING	105	43
Total Rushing Plays	32	17
Average gain per rushing play	3.3	2.5
Tackles for a loss-number and yards	2-8	0-0
NET YARDS PASSING	136	342
Times thrown - yards lost attempting to pass	5-45	3-17
Gross yards passing	181	359
PASS ATTEMPTS-COMPLETIONS-HAD INTERCEPTED	25-15-0	38-25-1
Avg gain per pass play (inc.# thrown passing)	4.5	8.3
KICKOFFS Number-In End Zone-Touchbacks	4-1-1	4-4-4
PUNTS Number and Average	8-52.0	6-41.2
Had Blocked	0	0
FGs - PATs Had Blocked	0-0	0-0
Net Punting Average	48.4	41.2
TOTAL RETURN YARDAGE (Not Including Kickoffs)	0	29
No. and Yards Punt Returns	1-0	5-29
No. and Yards Kickoff Returns	0-0	3-46
No. and Yards Interception Returns	1-0	0-0
PENALTIES Number and Yards	8-69	9-71
FUMBLES Number and Lost	0-0	3-0
TOUCHDOWNS	3	2
Rushing	2	0
Passing	1	2
EXTRA POINTS Made-Attempts	3-3	2-2
Kicking Made-Attempts	3-3	2-2
FIELD GOALS Made-Attempts	0-0	1-1
RED ZONE EFFICIENCY	3-3-100%	0-1-0%
GOAL TO GO EFFICIENCY	2-2-100%	0-1-0%
SAFETIES	0	0
FINAL SCORE	21	17
TIME OF POSSESSION	32:40	27:20

Ball Possession And Drive Chart

Tennessee Titans

#	Time Recd	Time Lost	Time Poss	How Ball Obtained	Drive Began	# Play	Yds Gain	Yds Pen	Net Yds	1st Down	Last Scrm	How Given Up
1	15:00	13:24	1:36	Kickoff	TEN 25	3	4	0	4	0	TEN 29	Punt
2	11:53	8:29	3:24	Punt	TEN 20	5	11	5	16	1	TEN 36	Punt
3	6:30	3:58	2:32	Punt	TEN 48	6	52	0	52	3	* WAS 13	Touchdown
4	0:26	14:06	1:20	Kickoff	TEN 25	3	-2	0	-2	0	TEN 23	Punt
5	13:56	10:00	3:56	Kickoff	TEN 25	6	9	-15	-6	1	TEN 19	Punt
6	7:14	0:17	6:57	Punt	TEN 19	15	76	5	81	6	* WAS 1	Touchdown
7	12:34	11:00	1:34	Punt	TEN 4	3	0	0	0	0	TEN 4	Punt
8	9:28	7:50	1:38	Downs	TEN 41	3	-6	0	-6	0	TEN 35	Punt
9	4:36	1:03	3:33	Kickoff	TEN 25	7	85	-10	75	3	* WAS 1	Touchdown
10	13:35	9:53	3:42	Punt	50	7	0	0	0	1	50	Punt
11	7:08	4:46	2:22	Punt	TEN 25	3	10	-5	5	0	TEN 30	Punt
12	0:06	0:00	0:06	Interception	TEN 1	1	2	0	2	0	TEN 1	End of Game

(308) Average TEN 26

Washington Commanders

#	Time Recd	Time Lost	Time Poss	How Ball Obtained	Drive Began	# Play	Yds Gain	Yds Pen	Net Yds	1st Down	Last Scrm	How Given Up
1	13:24	11:53	1:31	Punt	WAS 33	3	6	0	6	0	WAS 39	Punt
2	8:29	6:30	1:59	Punt	WAS 19	3	8	-9	-1	0	WAS 18	Punt
3	3:58	0:26	3:32	Kickoff	WAS 25	7	43	0	43	2	TEN 32	Field Goal
4	14:06	13:56	0:10	Punt	WAS 25	1	75	0	75	1	WAS 25	Touchdown
5	10:00	7:14	2:46	Punt	WAS 8	5	30	-5	25	1	WAS 33	Punt
6	0:17	0:00	0:17	Kickoff	WAS 34	1	-1	0	-1	0	WAS 34	End of Half
7	15:00	12:34	2:26	Kickoff	WAS 16	4	40	0	40	1	TEN 44	Punt
8	11:00	9:28	1:32	Punt	TEN 46	4	6	0	6	0	TEN 40	Downs
9	7:50	4:36	3:14	Punt	WAS 20	6	80	0	80	4	TEN 30	Touchdown
10	1:03	13:35	2:28	Kickoff	WAS 23	3	-2	-10	-12	0	WAS 11	Punt
11	9:53	7:08	2:45	Punt	WAS 10	4	10	10	20	1	WAS 30	Punt
12	4:46	0:06	4:40	Punt	WAS 11	18	88	-1	87	7	* TEN 2	Interception

(278) Average WAS 23

* inside opponent's 20

Time of Possession by Quarter		1st	2nd	3rd	4th	OT	Total
Visitor	Tennessee Titans	7:58	11:47	6:45	6:10		32:40
Home	Washington Commanders	7:02	3:13	8:15	8:50		27:20
Kickoff Drive No.-Start Average		Titans: 4 - TEN 25		Commanders: 4 - WAS 24			

Final Defensive Statistics

Tennessee Titans	Regular Defensive Plays												Special Teams					Misc			
	TKL	AST	COMB	SK	/ YDS	TFL	Q	IN	PD	FF	FR	TKL	AST	FF	FR	BL	TKL	AST	FF	FR	
D.Long	6	6	12	0	0	0	0	1	1	0	0	0	0	0	0	0	0	0	0	0	0
K.Byard	6	2	8	0	0	0	0	0	0	0	0	0	0	0	0	0	0	0	0	0	0
J.Simmons	3	2	5	1.5	4	0	3	0	1	0	0	0	0	0	0	0	0	0	0	0	0
T.Mitchell	3	1	4	0	0	0	0	0	1	0	0	0	0	0	0	0	0	0	0	0	0
K.Fulton	3	1	4	0	0	0	0	0	0	0	0	0	0	0	0	0	0	0	0	0	0
D.Autry	1	3	4	1	9	1	1	0	0	0	0	0	0	0	0	0	0	0	0	0	0
T.Tart	2	1	3	0	0	0	0	0	2	0	0	0	0	0	0	0	0	0	0	0	0
A.Adams	2	0	2	0	0	0	0	0	0	0	0	1	0	0	0	0	0	0	0	0	0
R.McCreary	2	0	2	0	0	0	0	0	0	0	0	0	0	0	0	0	0	0	0	0	0
D.Cole	1	1	2	0	0	0	0	0	0	0	0	1	1	0	0	0	0	0	0	0	0
J.Kalu	1	1	2	0	0	0	0	0	0	0	0	0	0	0	0	0	0	0	0	0	0
K.Strong	1	1	2	0	0	0	0	0	0	0	0	0	0	0	0	0	0	0	0	0	0
R.Weaver	1	0	1	0	0	0	1	0	1	0	0	0	0	0	0	0	0	0	0	0	0
C.Farley	1	0	1	0	0	0	0	0	0	0	0	0	0	0	0	0	0	0	0	0	0
S.Okuayinonu	0	1	1	0.5	4	0	1	0	0	0	0	0	0	0	0	0	0	0	0	0	0
N.Jones	0	1	1	0	0	0	0	0	0	0	0	0	0	0	0	0	0	0	0	0	0
M.Edwards	0	0	0	0	0	0	1	0	0	0	0	0	0	0	0	0	0	0	0	0	0
K.Rader	0	0	0	0	0	0	0	0	0	0	0	3	0	0	0	0	0	0	0	0	0
H.Haskins	0	0	0	0	0	0	0	0	0	0	0	1	1	0	0	0	0	0	0	0	0
C.Hollister	0	0	0	0	0	0	0	0	0	0	0	0	1	0	0	0	0	0	0	0	0
C.Okonkwo	0	0	0	0	0	0	0	0	0	0	0	0	1	0	0	0	0	0	0	0	0
Total	33	21	54	3	17	1	7	1	6	0	0	6	4	0	0	0	0	0	0	0	0

TKL = Tackle AST = Assist COMB = Combined QH=QB Hit IN = Interception PD = Pass Defense FF = Forced Fumble FR = Fumble Recovery

Washington Commanders	Regular Defensive Plays												Special Teams					Misc			
	TKL	AST	COMB	SK	/ YDS	TFL	QH	IN	PD	FF	FR	TKL	AST	FF	FR	BL	TKL	AST	FF	FR	
C.Holcomb	11	5	16	0	0	1	0	0	0	0	0	0	0	0	0	0	0	0	0	0	0
M.Sweat	5	1	6	2	14	3	4	0	0	0	0	0	0	0	0	0	0	0	0	0	0
J.Davis	4	2	6	0	0	0	0	0	0	0	0	0	0	0	0	0	0	0	0	0	0
B.McCain	4	2	6	0	0	0	0	0	0	0	0	0	0	0	0	0	0	0	0	0	0
J.Smith-Williams	3	1	4	1	16	1	4	0	0	0	0	0	0	0	0	0	0	0	0	0	0
E.Obada	2	1	3	1	2	1	1	0	0	0	0	0	0	0	0	0	0	0	0	0	0
K.Fuller	2	1	3	0	0	0	0	0	0	0	0	0	0	0	0	0	0	0	0	0	0
D.Payne	1	2	3	0.5	6.5	0	1	0	0	0	0	0	0	0	0	0	0	0	0	0	0
K.Curl	2	0	2	0	0	1	0	0	0	0	0	0	0	0	0	0	0	0	0	0	0
C.Toohill	1	1	2	0	0	0	1	0	0	0	0	0	0	0	0	0	0	0	0	0	0
B.St-Juste	1	1	2	0	0	0	0	0	0	0	0	0	0	0	0	0	0	0	0	0	0
D.Forrest	1	1	2	0	0	0	0	0	0	0	0	0	0	0	0	0	0	0	0	0	0
J.Allen	0	2	2	0.5	6.5	0	2	0	0	0	0	0	0	0	0	0	0	0	0	0	0
R.Wildgoose	0	2	2	0	0	0	0	0	1	0	0	0	0	0	0	0	0	0	0	0	0
J.Bostic	0	2	2	0	0	0	0	0	0	0	0	0	0	0	0	0	0	0	0	0	0
W.Jackson	1	0	1	0	0	0	0	0	0	0	0	0	0	0	0	0	0	0	0	0	0
C.Holmes	0	0	0	0	0	0	0	0	0	0	0	1	0	0	0	0	0	0	0	0	0
J.McKissic	0	0	0	0	0	0	0	0	0	0	0	0	0	0	0	0	1	0	0	0	0
C.Wentz	0	0	0	0	0	0	0	0	0	0	0	0	0	0	0	0	0	0	0	0	3
Total	38	24	62	5	45	7	13	0	1	0	0	1	0	0	0	0	1	0	0	0	3

Play By Play

First Quarter

10/9/2022

WAS wins the coin toss and elects to defer. TEN elects to Receive, and WAS elects to defend the east goal.

J.Slye kicks 65 yards from WAS 35 to end zone, Touchback.

Tennessee Titans at 15:00

- 1-10-TEN 25 (15:00) R.Tannehill sacked at TEN 18 for -7 yards (M.Sweat).
- 2-17-TEN 18 (14:19) (Shotgun) R.Tannehill pass short middle to N.Westbrook-Ikhine to TEN 29 for 11 yards (J.Davis).
- 3-6-TEN 29 (13:38) (Shotgun) R.Tannehill pass incomplete short middle to R.Woods [J.Allen].
- 4-6-TEN 29 (13:33) R.Stonehouse punts 38 yards to WAS 33, Center-M.Cox, downed by TEN-H.Haskins.

Washington Commanders at 13:24

- 1-10-WAS 33 (13:24) (Shotgun) A.Gibson right guard to WAS 36 for 3 yards (T.Tart, D.Long).
- 2-7-WAS 36 (12:44) (No Huddle, Shotgun) C.Wentz FUMBLES (Aborted) at WAS 31, and recovers at WAS 31. C.Wentz to WAS 39 for 8 yards (D.Cole).
- 3-4-WAS 39 (12:08) (Shotgun) C.Wentz pass incomplete short right to C.Samuel.
- 4-4-WAS 39 (12:03) T.Way punts 41 yards to TEN 20, Center-C.Cheeseman, downed by WAS-D.Brown.

Tennessee Titans at 11:53

- 1-10-TEN 20 (11:53) D.Henry left tackle to TEN 24 for 4 yards (J.Allen; C.Toohill).
- 2-6-TEN 24 (11:19) D.Henry right tackle to TEN 28 for 4 yards (C.Holcomb).
- 3-2-TEN 28 (10:43) (Shotgun) PENALTY on WAS-M.Sweat, Neutral Zone Infraction, 5 yards, enforced at TEN 28 - No Play. X1
- 1-10-TEN 33 (10:21) D.Henry right end to TEN 29 for -4 yards (M.Sweat).
- 2-14-TEN 29 (9:36) (Shotgun) R.Tannehill pass short middle to K.Philips to TEN 36 for 7 yards (C.Holcomb).
- 3-7-TEN 36 (8:52) (Shotgun) R.Tannehill pass incomplete short right.
Penalty on TEN-D.Daley, Offensive Holding, offsetting, enforced at TEN 36 - No Play.
Penalty on WAS-C.Holcomb, Illegal Contact, offsetting.
- 3-7-TEN 36 (8:47) (Shotgun) R.Tannehill pass incomplete deep left to N.Westbrook-Ikhine.
- 4-7-TEN 36 (8:40) R.Stonehouse punts 54 yards to WAS 10, Center-M.Cox. D.Milne to WAS 19 for 9 yards (K.Rader).

Washington Commanders at 8:29

- 1-10-WAS 19 (8:29) B.Robinson left end ran ob at WAS 27 for 8 yards (J.Kalu).
PENALTY on WAS-A.Rogers, Offensive Holding, 9 yards, enforced at WAS 19 - No Play.
- 1-19-WAS 10 (8:01) (Shotgun) B.Robinson right tackle to WAS 12 for 2 yards (D.Long; D.Autry).
- 2-17-WAS 12 (7:17) (Shotgun) C.Wentz pass incomplete short middle to C.Turner (T.Mitchell) [J.Simmons].
- 3-17-WAS 12 (7:13) (Shotgun) C.Wentz pass short right to J.McKissic ran ob at WAS 18 for 6 yards (K.Fulton).
- 4-11-WAS 18 (6:39) T.Way punts 34 yards to TEN 48, Center-C.Cheeseman, downed by WAS-J.Williams.

Tennessee Titans at 6:30

- 1-10-TEN 48 (6:30) R.Tannehill pass short right to R.Woods ran ob at WAS 43 for 9 yards (W.Jackson).
- 2-1-WAS 43 (6:06) R.Tannehill pass incomplete deep right.
- 3-1-WAS 43 (6:01) (Shotgun) D.Henry right end to WAS 40 for 3 yards (B.McCain; E.Obada). R2
- 1-10-WAS 40 (5:23) D.Henry left guard to WAS 37 for 3 yards (C.Holcomb, J.Bostic).
- 2-7-WAS 37 (4:49) R.Tannehill pass short left to D.Henry to WAS 13 for 24 yards (C.Holcomb). P3
- 1-10-WAS 13 (4:04) (Shotgun) R.Tannehill pass short middle to D.Hilliard for 13 yards, TOUCHDOWN [C.Toohill]. P4
R.Bullock extra point is GOOD, Center-M.Cox, Holder-R.Stonehouse.

TEN 7 WAS 0, 6 plays, 52 yards, 2:32 drive, 11:02 elapsed

R.Bullock kicks 65 yards from TEN 35 to end zone, Touchback.

Washington Commanders at 3:58

- 1-10-WAS 25 (3:58) (Shotgun) C.Wentz pass deep right to C.Samuel to TEN 43 for 32 yards (K.Byard). P1
- 1-10-TEN 43 (3:28) (No Huddle) A.Gibson right end to TEN 43 for no gain (D.Long).
- 2-10-TEN 43 (2:45) (Shotgun) C.Wentz pass short middle to C.Samuel to TEN 32 for 11 yards (J.Kalu). P2
- 1-10-TEN 32 (2:03) (Shotgun) C.Wentz pass incomplete short middle to C.Turner (T.Tart).
- 2-10-TEN 32 (1:59) (Shotgun) C.Wentz pass short right to C.Samuel to TEN 30 for 2 yards (C.Farley).
- 3-8-TEN 30 (1:14) (Shotgun) C.Wentz FUMBLES (Aborted) at TEN 34, and recovers at TEN 32.
- 4-10-TEN 32 (:31) J.Slye 50 yard field goal is GOOD, Center-C.Cheeseman, Holder-T.Way.

TEN 7 WAS 3, 7 plays, 43 yards, 3:32 drive, 14:34 elapsed

J.Slye kicks 65 yards from WAS 35 to end zone, Touchback.

Tennessee Titans at 0:26

Tennessee Titans vs Washington Commanders at FedExField

1-10-TEN 25 (:26) D.Henry left tackle to TEN 30 for 5 yards (J.Davis).

END OF QUARTER

	Score	Time Poss	First Downs				Efficiencies	
			R	P	X	T	3 Down	4 Down
Tennessee Titans	7	7:58	1	2	1	4	1/3	0/0
Washington Commanders	3	7:02	0	2	0	2	0/3	0/0

Second Quarter

10/9/2022

Play By Play

Tennessee Titans continued.

- 2-5-TEN 30 (15:00) R.Tannehill pass incomplete short left to R.Woods [M.Sweat].
- 3-5-TEN 30 (14:55) (Shotgun) R.Tannehill sacked at TEN 23 for -7 yards (M.Sweat).
- 4-12-TEN 23 (14:17) R.Stonehouse punts 56 yards to WAS 21, Center-M.Cox. D.Milne to WAS 25 for 4 yards (K.Rader).

Washington Commanders at 14:06

- 1-10-WAS 25 (14:06) C.Wentz pass deep middle to D.Brown for 75 yards, TOUCHDOWN.
- J.Slye extra point is GOOD, Center-C.Cheeseman, Holder-T.Way.

P3

TEN 7 WAS 10, 1 plays, 75 yards, 0:10 drive, 1:04 elapsed

J.Slye kicks 65 yards from WAS 35 to end zone, Touchback.

Tennessee Titans at 13:56

- 1-10-TEN 25 (13:56) D.Henry left end to TEN 30 for 5 yards (C.Holcomb; J.Davis).
- 2-5-TEN 30 (13:15) D.Henry right guard to TEN 45 for 15 yards (B.McCain).
- 1-10-TEN 45 (12:26) D.Henry left end to TEN 48 for 3 yards (C.Holcomb).
PENALTY on TEN-C.Hollister, Offensive Holding, 10 yards, enforced at TEN 47.
- 1-18-TEN 37 (12:01) (Shotgun) R.Tannehill pass short middle to C.Okonkwo to TEN 46 for 9 yards (J.Davis).
PENALTY on TEN-N.Petit-Frere, Ineligible Downfield Pass, 5 yards, enforced at TEN 37 - No Play.
- 1-23-TEN 32 (11:34) (Shotgun) D.Hilliard left tackle to TEN 32 for no gain (J.Smith-Williams, C.Holcomb).
- 2-23-TEN 32 (10:52) (Shotgun) R.Tannehill pass incomplete short middle to K.Philips (R.Wildgoose) [J.Smith-Williams].
- 3-23-TEN 32 (10:47) (Shotgun) R.Tannehill sacked at TEN 19 for -13 yards (sack split by J.Allen and D.Payne).
- 4-36-TEN 19 (10:12) R.Stonehouse punts 66 yards to WAS 15, Center-M.Cox. D.Milne pushed ob at WAS 44 for 29 yards (H.Haskins).
PENALTY on WAS-C.Holmes, Offensive Holding, 7 yards, enforced at WAS 15.

R5

Washington Commanders at 10:00

- 1-10-WAS 8 (10:00) B.Robinson up the middle to WAS 13 for 5 yards (T.Tart; D.Autry).
- 2-5-WAS 13 (9:19) (Shotgun) C.Wentz pass short middle to T.McLaurin to WAS 38 for 25 yards (J.Simmons).
- 1-10-WAS 38 (8:34) (Shotgun) C.Wentz sacked at WAS 38 for 0 yards (J.Simmons).
- 2-10-WAS 38 (8:00) (No Huddle, Shotgun) PENALTY on WAS-N.Martin, False Start, 5 yards, enforced at WAS 38 - No Play.
- 2-15-WAS 33 (7:36) (Shotgun) C.Wentz pass incomplete deep right to D.Brown.
- 3-15-WAS 33 (7:30) (Shotgun) C.Wentz pass incomplete deep right to T.McLaurin.
- 4-15-WAS 33 (7:26) T.Way punts 48 yards to TEN 19, Center-C.Cheeseman, downed by WAS-D.Forrest.

P4

Tennessee Titans at 7:14

- 1-10-TEN 19 (7:14) D.Henry right end to TEN 36 for 17 yards (J.Davis, K.Fuller).
PENALTY on TEN-D.Fitzpatrick, Illegal Block Above the Waist, 10 yards, enforced at TEN 25.
- 1-14-TEN 15 (6:48) D.Henry left tackle to TEN 24 for 9 yards (K.Fuller).
- 2-5-TEN 24 (6:11) (Shotgun) R.Tannehill right end to TEN 24 for no gain (J.Smith-Williams).
- 3-5-TEN 24 (5:27) (Shotgun) R.Tannehill pass short middle to D.Hilliard to TEN 32 for 8 yards (C.Holcomb) [M.Sweat].
- 1-10-TEN 32 (4:42) D.Henry left end to TEN 45 for 13 yards (J.Davis; B.McCain).
- 1-10-TEN 45 (4:00) D.Henry left end to TEN 46 for 1 yard (E.Obada).
- 2-9-TEN 46 (3:20) R.Tannehill pass short right to R.Woods pushed ob at WAS 42 for 12 yards (B.McCain).
- 1-10-WAS 42 (2:44) D.Henry left tackle to WAS 40 for 2 yards (M.Sweat).
- 2-8-WAS 40 (2:03) (Shotgun) R.Tannehill pass incomplete short left to D.Hilliard [J.Smith-Williams].

P6

R7

P8

Two-Minute Warning

- 3-8-WAS 40 (2:00) (Shotgun) R.Tannehill pass short left to D.Hilliard pushed ob at WAS 36 for 4 yards (K.Curl).
PENALTY on WAS-E.Obada, Roughing the Passer, 15 yards, enforced at WAS 36.
Penalty on WAS-M.Sweat, Defensive Offside, declined.
- 1-10-WAS 21 (1:55) D.Henry up the middle to WAS 17 for 4 yards (J.Smith-Williams; C.Holcomb).
- 2-6-WAS 17 (1:32) (No Huddle) D.Henry right end to WAS 9 for 8 yards (B.St-Juste; C.Holcomb).
Timeout #1 by TEN at 00:59.
- 1-9-WAS 9 (:59) D.Henry left tackle to WAS 7 for 2 yards (C.Holcomb; R.Wildgoose).
Timeout #1 by WAS at 00:54.
- 2-7-WAS 7 (:54) (Shotgun) R.Tannehill pass short left to D.Henry to WAS 1 for 6 yards (J.Davis).
Timeout #2 by TEN at 00:20.

X9

R10

3-1-WAS 1 (:20) D.Henry up the middle for 1 yard, TOUCHDOWN.

R.Bullock extra point is GOOD, Center-M.Cox, Holder-R.Stonehouse.

TEN 14 WAS 10, 15 plays, 81 yards, 1 penalty, 6:57 drive, 14:43 elapsed

R.Bullock kicks 50 yards from TEN 35 to WAS 15. J.Williams to WAS 34 for 19 yards (D.Cole).

Washington Commanders at 0:17, (1st play from scrimmage 0:10)

1-10-WAS 34 (:10) C.Wentz kneels to WAS 33 for -1 yards.

END OF QUARTER

	Score	Time Poss	First Downs				Efficiencies	
			R	P	X	T	3 Down	4 Down
Tennessee Titans	14	11:47	4	2	1	7	2/5	0/0
Washington Commanders	10	3:13	0	2	0	2	0/1	0/0

Third Quarter

10/9/2022

Play By Play

WAS elects to Receive, and TEN elects to defend the East goal.

R.Bullock kicks 64 yards from TEN 35 to WAS 1. D.Milne to WAS 16 for 15 yards (A.Adams).

Washington Commanders at 15:00, (1st play from scrimmage 14:55)

1-10-WAS 16 (14:55) (Shotgun) C.Wentz pass deep middle to T.McLaurin to 50 for 34 yards (K.Byard). P5

1-10-50 (14:10) C.Wentz scrambles left guard to TEN 45 for 5 yards (J.Simmons).

2-5-TEN 45 (13:28) (Shotgun) B.Robinson left tackle to TEN 44 for 1 yard (R.Weaver, J.Simmons).

3-4-TEN 44 (12:46) (Shotgun) C.Wentz pass incomplete short left to C.Turner.

4-4-TEN 44 (12:41) T.Way punts 40 yards to TEN 4, Center-C.Cheeseman, out of bounds.

Tennessee Titans at 12:34

1-10-TEN 4 (12:34) D.Henry up the middle to TEN 6 for 2 yards (D.Payne; M.Sweat).

2-8-TEN 6 (11:56) R.Tannehill pass incomplete short right to R.Woods.

3-8-TEN 6 (11:52) (Shotgun) R.Tannehill pass short middle to D.Hilliard to TEN 4 for -2 yards (K.Curl).

4-10-TEN 4 (11:12) R.Stonehouse punts 50 yards to WAS 46, Center-M.Cox. D.Milne to TEN 46 for 8 yards (C.Hollister; C.Okonkwo).

Washington Commanders at 11:00

1-10-TEN 46 (11:00) B.Robinson right guard to TEN 46 for no gain (T.Tart, D.Long).

2-10-TEN 46 (10:23) B.Robinson left end to TEN 40 for 6 yards (K.Byard, J.Kalu).

3-4-TEN 40 (9:36) (Shotgun) C.Wentz pass incomplete short middle to D.Brown (J.Simmons) [M.Edwards]. TEN-D.Autry was injured during the play. His return is Questionable.

4-4-TEN 40 (9:32) (Shotgun) C.Wentz pass incomplete short middle to C.Samuel (R.Weaver).

Tennessee Titans at 9:28

1-10-TEN 41 (9:28) D.Henry right tackle to TEN 37 for -4 yards (C.Holcomb).

2-14-TEN 37 (8:50) (Shotgun) R.Tannehill sacked at TEN 35 for -2 yards (E.Obada).

3-16-TEN 35 (8:06) (Shotgun) R.Tannehill pass incomplete short right.

4-16-TEN 35 (8:01) R.Stonehouse punts 53 yards to WAS 12, Center-M.Cox. D.Milne pushed ob at WAS 20 for 8 yards (K.Rader).

Washington Commanders at 7:50

1-10-WAS 20 (7:50) (Shotgun) C.Wentz pass short middle to A.Gibson to WAS 35 for 15 yards (D.Long; K.Byard). P6

1-10-WAS 35 (7:09) (Shotgun) C.Wentz pass short middle to A.Gibson to WAS 44 for 9 yards (D.Long).

2-1-WAS 44 (6:45) (No Huddle, Shotgun) A.Gibson right end to WAS 47 for 3 yards (K.Strong; N.Jones). R7

1-10-WAS 47 (6:06) (Shotgun) C.Wentz pass short right to J.Bates to TEN 33 for 20 yards (K.Byard). P8

1-10-TEN 33 (5:24) (Shotgun) B.Robinson right tackle to TEN 30 for 3 yards (D.Long).

2-7-TEN 30 (4:41) (Shotgun) C.Wentz pass deep left to D.Brown for 30 yards, TOUCHDOWN. P9

J.Slye extra point is GOOD, Center-C.Cheeseman, Holder-T.Way.

TEN 14 WAS 17, 6 plays, 80 yards, 3:14 drive, 10:24 elapsed

J.Slye kicks 65 yards from WAS 35 to end zone, Touchback.

Tennessee Titans at 4:36

1-10-TEN 25 (4:36) D.Henry right end to TEN 27 for 2 yards (M.Sweat, J.Bostic).

2-8-TEN 27 (4:18) R.Tannehill pass deep left to N.Westbrook-Ikhine to WAS 12 for 61 yards (B.McCain). P12

1-10-WAS 12 (3:27) (Shotgun) R.Tannehill pass incomplete short middle to C.Okonkwo [J.Smith-Williams].

2-10-WAS 12 (3:23) PENALTY on TEN-D.Radunz, False Start, 5 yards, enforced at WAS 12 - No Play.

2-15-WAS 17 (3:23) (Shotgun) R.Tannehill pass short left to R.Woods to WAS 4 for 13 yards (B.St-Juste).

3-2-WAS 4 (2:36) PENALTY on TEN, Delay of Game, 5 yards, enforced at WAS 4 - No Play.

3-7-WAS 9 (2:14) (Shotgun) R.Tannehill pass short middle to A.Hooper to WAS 2 for 7 yards (D.Forrest). P13

1-2-WAS 2 (1:35) Direct snap to D.Henry. D.Henry right end to WAS 1 for 1 yard (R.Wildgoose; D.Forrest).

2-1-WAS 1 (1:06) (No Huddle) D.Henry up the middle for 1 yard, TOUCHDOWN. R14

R.Bullock extra point is GOOD, Center-M.Cox, Holder-R.Stonehouse.

TEN 21 WAS 17, 7 plays, 75 yards, 3:33 drive, 13:57 elapsed

R.Bullock kicks 54 yards from TEN 35 to WAS 11. D.Milne to WAS 23 for 12 yards (D.Cole; H.Haskins).

Washington Commanders at 1:03, (1st play from scrimmage 0:58)

1-10-WAS 23 (:58) (Shotgun) C.Wentz pass short middle to T.McLaurin to WAS 25 for 2 yards (K.Byard).

2-8-WAS 25 (:19) (Shotgun) C.Wentz pass short right to A.Gibson to WAS 32 for 7 yards (K.Byard) [D.Long].

PENALTY on WAS-A.Norwell, Offensive Holding, 10 yards, enforced at WAS 25 - No Play.

Tennessee Titans vs Washington Commanders at FedExField

END OF QUARTER

	Score	Time Poss	First Downs				Efficiencies	
			R	P	X	T	3 Down	4 Down
Tennessee Titans	21	6:45	1	2	0	3	1/3	0/0
Washington Commanders	17	8:15	1	4	0	5	0/2	0/1

Fourth Quarter

10/9/2022

Play By Play

Washington Commanders continued.

- 2-18-WAS 15 (15:00) (Shotgun) C.Wentz pass short left to T.McLaurin to WAS 20 for 5 yards (K.Fulton, D.Long).
 3-13-WAS 20 (14:18) (Shotgun) C.Wentz sacked at WAS 11 for -9 yards (D.Autry).
 4-22-WAS 11 (13:42) T.Way punts 39 yards to 50, Center-C.Cheeseman, fair catch by R.Woods.

Tennessee Titans at 13:35

- 1-10-50 (13:35) R.Tannehill pass short left to R.Woods to WAS 47 for 3 yards (K.Fuller).
 2-7-WAS 47 (13:15) (No Huddle) D.Henry right end to WAS 42 for 5 yards (C.Holcomb).
 3-2-WAS 42 (12:38) (Shotgun) R.Tannehill pass incomplete short middle to R.Woods.
 4-2-WAS 42 (12:35) (No Huddle, Shotgun) D.Henry right guard to WAS 38 for 4 yards (C.Toohill).
1-10-WAS 38 (11:58) D.Henry up the middle to WAS 34 for 4 yards (C.Holcomb).
 2-6-WAS 34 (11:22) D.Henry right tackle to WAS 34 for no gain (C.Holcomb).
 3-6-WAS 34 (10:42) (Shotgun) R.Tannehill sacked at 50 for -16 yards (J.Smith-Williams).
 4-22-50 (10:00) R.Stonehouse punts 40 yards to WAS 10, Center-M.Cox, out of bounds.

R15

Washington Commanders at 9:53

- 1-10-WAS 10 (9:53) B.Robinson left end to WAS 11 for 1 yard (D.Autry; K.Fulton). TEN-K.Fulton was injured during the play.
 2-9-WAS 11 (9:25) (Shotgun) C.Wentz pass incomplete short right to C.Sims.
 PENALTY on TEN-J.Simmons, Roughing the Passer, 15 yards, enforced at WAS 11 - No Play.
1-10-WAS 26 (9:20) (Shotgun) PENALTY on WAS-A.Norwell, False Start, 5 yards, enforced at WAS 26 - No Play.
 1-15-WAS 21 (9:20) (Shotgun) C.Wentz sacked at WAS 13 for -8 yards (sack split by J.Simmons and S.Okuayinonu).
 2-23-WAS 13 (8:38) (Shotgun) C.Wentz pass short right to J.McKissic to WAS 27 for 14 yards (R.McCreary).
 3-9-WAS 27 (7:53) (Shotgun) C.Wentz pass short middle to J.McKissic to WAS 30 for 3 yards (R.McCreary).
 4-6-WAS 30 (7:16) T.Way punts 45 yards to TEN 25, Center-C.Cheeseman. R.Woods to TEN 25 for no gain (C.Holmes).

X10

Tennessee Titans at 7:08

- 1-10-TEN 25 (7:08) PENALTY on TEN-N.Petit-Frere, False Start, 5 yards, enforced at TEN 25 - No Play.
 1-15-TEN 20 (7:08) D.Henry left tackle to TEN 24 for 4 yards (D.Payne).
 2-11-TEN 24 (6:30) R.Tannehill pass short right to G.Swaim to TEN 29 for 5 yards (B.McCain).
 3-6-TEN 29 (5:43) (Shotgun) R.Tannehill scrambles right end to TEN 30 for 1 yard (C.Holcomb).
 4-5-TEN 30 (4:58) R.Stonehouse punts 59 yards to WAS 11, Center-M.Cox, downed by TEN-L.Johnson.

Washington Commanders at 4:46

- 1-10-WAS 11 (4:46) (Shotgun) C.Wentz pass short middle to A.Gibson to WAS 20 for 9 yards (D.Long).
 2-1-WAS 20 (4:05) (No Huddle, Shotgun) C.Wentz pass incomplete short middle to A.Gibson.
 3-1-WAS 20 (4:01) C.Wentz pass incomplete deep left to C.Sims.
 Washington challenged the incomplete pass ruling, and the play was Upheld. The ruling on the field stands. (Timeout #1.)
 4-1-WAS 20 (3:55) B.Robinson right guard to WAS 22 for 2 yards (D.Long; D.Cole).
1-10-WAS 22 (3:20) (Shotgun) C.Wentz to WAS 17 for -5 yards. FUMBLES, and recovers at WAS 17. C.Wentz pass short middle to J.Bates to WAS 31 for 9 yards (K.Fulton).
 2-1-WAS 31 (2:53) (No Huddle, Shotgun) B.Robinson left end to WAS 33 for 2 yards (K.Strong).
1-10-WAS 33 (2:27) (No Huddle, Shotgun) C.Wentz pass short right to C.Sims to WAS 40 for 7 yards (T.Mitchell).
 2-3-WAS 40 (2:02) (No Huddle, Shotgun) C.Wentz pass short middle to C.Samuel to WAS 48 for 8 yards (D.Long).

R11

R12

P13

Two-Minute Warning

- 1-10-WAS 48 (1:58) (Shotgun) C.Wentz pass short right to J.McKissic to TEN 47 for 5 yards (A.Adams).
 2-5-TEN 47 (1:34) (No Huddle, Shotgun) C.Wentz scrambles up the middle to TEN 39 for 8 yards (T.Mitchell; K.Byard).
1-10-TEN 39 (1:07) (No Huddle, Shotgun) C.Wentz pass incomplete short middle to C.Turner (D.Long).
 PENALTY on WAS-N.Martin, Illegal Use of Hands, 10 yards, enforced at TEN 39 - No Play.
 1-20-TEN 49 (1:03) (Shotgun) C.Wentz pass short right to J.Bates pushed ob at TEN 39 for 10 yards (A.Adams).
 2-10-TEN 39 (1:00) (Shotgun) C.Wentz pass short left to T.McLaurin ran ob at TEN 29 for 10 yards (K.Byard).
1-10-TEN 29 (:53) (Shotgun) PENALTY on WAS-C.Lucas, False Start, 5 yards, enforced at TEN 29 - No Play.
 1-15-TEN 34 (:53) (Shotgun) C.Wentz pass short left to C.Samuel to TEN 33 for 1 yard (T.Mitchell).
 Timeout #2 by WAS at 00:36.
 2-14-TEN 33 (:36) (Shotgun) C.Wentz pass short middle to J.McKissic to TEN 24 for 9 yards (D.Long) [R.Weaver].
 Timeout #3 by WAS at 00:28.
 3-5-TEN 24 (:28) (Shotgun) C.Wentz pass short right to C.Samuel pushed ob at TEN 16 for 8 yards (T.Mitchell).

R14

P15

P16

Tennessee Titans vs Washington Commanders at FedExField

1-10-TEN 16

(:24) (Shotgun) C.Wentz pass incomplete deep left to T.McLaurin.

PENALTY on TEN-K.Fulton, Defensive Pass Interference, 14 yards, enforced at TEN 16 - No Play.

X17

Timeout #1 by TEN at 00:19.

1-2-TEN 2

(:19) (Shotgun) C.Wentz pass incomplete short left.

2-2-TEN 2

(:13) (Shotgun) C.Wentz pass incomplete short middle to J.McKissic (T.Tart).

3-2-TEN 2

(:09) (Shotgun) C.Wentz pass short left intended for J.McKissic INTERCEPTED by D.Long at TEN 1. D.Long to TEN 47 for 46 yards (C.Leno).
The Replay Official reviewed the runner was not down by contact ruling, and the play was REVERSED.

(Shotgun) C.Wentz pass short left intended for J.McKissic INTERCEPTED by D.Long at TEN 1. D.Long to TEN 1 for no gain (J.McKissic).

Tennessee Titans at 0:06

1-10-TEN 1

(:06) R.Tannehill up the middle to TEN 3 for 2 yards.

END OF QUARTER

	Score	Time Poss	First Downs				Efficiencies	
			R	P	X	T	3 Down	4 Down
Tennessee Titans	21	6:10	1	0	0	1	0/3	1/1
Washington Commanders	17	8:50	3	3	2	8	1/5	1/1

Miscellaneous Statistics Report

Tennessee Titans vs Washington Commanders
10/9/2022 at FedExField

Ten Longest Plays for Tennessee Titans

Yards	Qtr	Play Start	Play Description
61	3	2-8-TEN 27	(4:18) R.Tannehill pass deep left to N.Westbrook-Ikhine to WAS 12 for 61 yards (B.McCain).
24	1	2-7-WAS 37	(4:49) R.Tannehill pass short left to D.Henry to WAS 13 for 24 yards (C.Holcomb).
19	2	3-8-WAS 40	(2:00) (Shotgun) R.Tannehill pass short left to D.Hilliard pushed ob at WAS 36 for 4 yards (K.Curl). PENALTY on WAS-E.Obada, Roughing the Passer, 15 yards, enforced at WAS 36. Penalty on WAS-M.Sweat, Defensive Offside, declined.
15	2	2-5-TEN 30	(13:15) D.Henry right guard to TEN 45 for 15 yards (B.McCain).
13	1	1-10-WAS 13	(4:04) (Shotgun) R.Tannehill pass short middle to D.Hilliard for 13 yards, TOUCHDOWN [C.Toohill].
13	2	1-10-TEN 32	(4:42) D.Henry left end to TEN 45 for 13 yards (J.Davis; B.McCain).
13	3	2-15-WAS 17	(3:23) (Shotgun) R.Tannehill pass short left to R.Woods to WAS 4 for 13 yards (B.St-Juste).
12	2	2-9-TEN 46	(3:20) R.Tannehill pass short right to R.Woods pushed ob at WAS 42 for 12 yards (B.McCain).
11	1	2-17-TEN 18	(14:19) (Shotgun) R.Tannehill pass short middle to N.Westbrook-Ikhine to TEN 29 for 11 yards (J.Davis).
9	1	1-10-TEN 48	(6:30) R.Tannehill pass short right to R.Woods ran ob at WAS 43 for 9 yards (W.Jackson).

Ten Longest Plays for Washington Commanders

Yards	Qtr	Play Start	Play Description
75	2	1-10-WAS 25	(14:06) C.Wentz pass deep middle to D.Brown for 75 yards, TOUCHDOWN.
34	3	1-10-WAS 16	(14:55) (Shotgun) C.Wentz pass deep middle to T.McLaurin to 50 for 34 yards (K.Byard).
32	1	1-10-WAS 25	(3:58) (Shotgun) C.Wentz pass deep right to C.Samuel to TEN 43 for 32 yards (K.Byard).
30	3	2-7-TEN 30	(4:41) (Shotgun) C.Wentz pass deep left to D.Brown for 30 yards, TOUCHDOWN.
25	2	2-5-WAS 13	(9:19) (Shotgun) C.Wentz pass short middle to T.McLaurin to WAS 38 for 25 yards (J.Simmons).
20	3	1-10-WAS 47	(6:06) (Shotgun) C.Wentz pass short right to J.Bates to TEN 33 for 20 yards (K.Byard).
15	3	1-10-WAS 20	(7:50) (Shotgun) C.Wentz pass short middle to A.Gibson to WAS 35 for 15 yards (D.Long; K.Byard).
14	4	2-23-WAS 13	(8:38) (Shotgun) C.Wentz pass short right to J.McKissic to WAS 27 for 14 yards (R.McCreary).
11	1	2-10-TEN 43	(2:45) (Shotgun) C.Wentz pass short middle to C.Samuel to TEN 32 for 11 yards (J.Kalu).
10	4	1-20-TEN 49	(1:03) (Shotgun) C.Wentz pass short right to J.Bates pushed ob at TEN 39 for 10 yards (A.Adams).

Touchdown Scoring Information

		Offense	Defense	Special Teams
VISITOR	Tennessee Titans	3	0	0
HOME	Washington Commanders	2	0	0

Player Scoring Information

Club	Player	TD	Rush TD	Rec TD	KO TD	Punt TD	Int TD	Fum TD	Misc TD	FG	XP	2Pt Rush	2Pt Rec	Sfty	Points
TEN	D.Henry	0	2	0	0	0	0	0	0	0	0	0	0	0	12
TEN	D.Hilliard	0	0	1	0	0	0	0	0	0	0	0	0	0	6
TEN	R.Bullock	0	0	0	0	0	0	0	0	0	3	0	0	0	3
WAS	D.Brown	0	0	2	0	0	0	0	0	0	0	0	0	0	12
WAS	J.Slye	0	0	0	0	0	0	0	0	1	2	0	0	0	5

Possession Detail

	First Half		Second Half		Game	
	Visitor	Home	Visitor	Home	Visitor	Home
Largest Lead	7	3	4	3	7	3
Drives Leading	1	2	5	0	6	2
Time of Possession Leading	1:20	2:56	9:22	0:00	10:42	2:56
Largest Deficit	-3	-7	-3	-4	-3	-7
Drives Trailing	2	2	1	6	3	8
Time of Possession Trailing	10:53	3:49	3:33	17:05	14:26	20:54
Times Score Tied Up		0		0		0
Lead Changes		3		2		5

C Levin

C

3 11% T Larsen

C

3 11%

T Turner

G

3 11%

2022 TENNESSEE TITANS REGULAR SEASON STATISTICS

Won 3, Lost 2

Date	W-L	Score	OT	Opponent	Attendance
09/11	L	20-21		N.Y. Giants	67,805
09/19	L	7-41		at Buffalo	70,683
09/25	W	24-22		Las Vegas	68,649
10/02	W	24-17		at Indianapolis	65,781
10/09	W	21-17		at Washington	51,836
10/23				Indianapolis	
10/30				at Houston	
11/06				at Kansas City	
11/13				Denver	
11/17				at Green Bay	
11/27				Cincinnati	
12/04				at Philadelphia	
12/11				Jacksonville	
12/18				at L.A. Chargers	
12/24				Houston	
12/29				Dallas	
01/08				at Jacksonville	

Statistic	Tenn.	Opp.
Total First Downs	84	104
Rushing	26	31
Passing	47	62
Penalty	11	11
3rd Down: Made/Att	21/59	16/59
3rd Down Pct.	35.6	27.1
4th Down: Made/Att	2/3	7/9
4th Down Pct.	66.7	77.8
Possession Avg.	29:30	30:30
Total Net Yards	1391	1954
Avg. Per Game	278.2	390.8
Total Plays	282	309
Avg. Per Play	4.9	6.3
Net Yards Rushing	514	516
Avg. Per Game	102.8	103.2
Total Rushes	140	115
Net Yards Passing	877	1438
Avg. Per Game	175.4	287.6
Sacked/Yards Lost	12/94	13/89
Gross Yards	971	1527
Att./Completions	130/83	181/122
Completion Pct.	63.8	67.4
Had Intercepted	3	4
Punts/Average	27/54.9	20/45.6
Net Punting Avg.	27/47.3	20/41.4
Penalties/Yards	37/331	38/259
Fumbles/Ball Lost	6/3	9/3
Touchdowns	12	14
Rushing	6	1
Passing	6	12
Returns	0	1

Score By Periods	Q1	Q2	Q3	Q4	OT	PTS
Team	42	40	14	0	0	96
Opponents	13	34	54	17	0	118

Scoring	TD	Rush	Rec	Ret	K-PAT	FG	S	PTS
Henry	5	5	0	0			0	30
Bullock	0	0	0	0	12/12	4/5	0	24
Hilliard	3	0	3	0			0	18
Okonkwo	1	0	1	0			0	6
Swaim	1	0	1	0			0	6
Tannehill	1	1	0	0			0	6
Woods	1	0	1	0			0	6
Team	12	6	6	0	12/12	4/5	0	96
Opponents	14	1	12	1	11/11	7/8	0	118

2-Pt Conv: TM 0-0, OPP 1-3

Sacks: Autry 4, Weaver 4, Simmons 3.5, Dupree 1, Okuyinonu 0.5, **TM 13, OPP 12**

FUM/Lost: Phillips 2/2, Henry 1/0, Hooker 1/0, Tannehill 1/0, Willis 1/1

Passing	Att	Cmp	Yds	Cmp%	Yds/Att	TD	TD%	Int	Int%	Long	Sack/Lost	Rating
Tannehill	126	82	965	65.1	7.66	6	4.8	3	2.4	61	12/94	94.2
Willis	4	1	6	25.0	1.50	0	0.0	0	0.0	6	0/0	39.6
Team	130	83	971	63.8	7.47	6	4.6	3	2.3	61	12/94	92.2
Opponents	181	122	1527	67.4	8.44	12	6.6	4	2.2	75t	13/89	106.3

Rushing	No.	Yds	Avg	Long	TD
Henry	104	408	3.9	24	5
Haskins	9	37	4.1	9	0
Tannehill	15	23	1.5	9	1
Hilliard	5	22	4.4	10	0
Willis	4	16	4.0	8	0
Burks	2	12	6.0	8	0
Okonkwo	1	-4	-4.0	-4	0
Team	140	514	3.7	24	6
Opponents	115	516	4.5	68	1

Receiving	No.	Yds	Avg	Long	TD
Woods	17	204	12.0	41	1
Hilliard	12	132	11.0	31	3
Burks	10	129	12.9	27	0
Henry	10	121	12.1	24	0
Phillips	8	78	9.8	21	0
Westbrook-Ikhine	7	138	19.7	61	0
Swaim	7	43	6.1	13	1
Hooper	6	55	9.2	19	0
Okonkwo	4	49	12.3	23	1
Hollister	1	22	22.0	22	0
Haskins	1	0	0.0	0	0
Team	83	971	11.7	61	6
Opponents	122	1527	12.5	75t	12

Interceptions	No.	Yds	Avg	Long	TD
Byard	1	24	24.0	24	0
Hooker	1	0	0.0	0	0
Long	1	0	0.0	0	0
Tart	1	0	0.0	0	0
Team	4	24	6.0	24	0
Opponents	3	56	18.7	43t	1

Punting	No.	Yds	Avg	Net	TB	In	Lg	B
Stonehouse	27	1483	54.9	47.3	2	11	70	0
Team	27	1483	54.9	47.3	2	11	70	0
Opponents	20	912	45.6	41.5	0	11	69	0

Punt Returns	Ret	FC	Yds	Avg	Long	TD
Phillips	5	2	62	12.4	46	0
Woods	2	4	21	10.5	21	0
Hooker	1	0	0	0.0	0	0
Team	8	6	83	10.4	46	0
Opponents	17	4	165	9.7	22	0

Kickoff Returns	No.	Yds	Avg	Long	TD
Haskins	7	174	24.9	37	0
Cannon	2	33	16.5	19	0
Team	9	207	23.0	37	0
Opponents	6	110	18.3	24	0

Field Goals	1-19	20-29	30-39	40-49	50+
Bullock	0/0	1/1	0/0	3/4	0/0
Team	0/0	1/1	0/0	3/4	0/0
Opponents	0/0	2/2	3/3	1/1	1/2

Bullock: (46G,23G,47N) () (48G) (44G) ()
 OPP: () (49G,37G) (21G,32G,35G) (27G,51N) (50G)

TITANS SWEEP COLTS FOR THE SECOND YEAR IN A ROW, THANKS TO SUNDAY'S 19-10 WIN

**BY JIM WYATT
TENNESSEETITANS.COM
SEPTEMBER 25, 2022**

NASHVILLE – On Homecoming Weekend, the Titans sent the Colts home with another loss.

This time, the Titans beat the Colts 19-10.

It was Tennessee's fifth straight win over Indianapolis, and their sixth win in the last seven games in the series.

The Titans have swept the Colts two years in a row.

"It feels really good," Titans safety Kevin Byard. "To sweep them two years in a row, obviously after their owner (Jim Irsay) makes all these statements about, 'We've got to beat the Titans' and stuff like that. It feels really good, and we're definitely going to celebrate this. As of right now, we don't have to worry about them. We've got a division game against Houston now we have to get on the road."

With the win, the Titans improved their record to 4-2, and the team remains in first place in the AFC South, where the Colts (3-3-1), Texans (1-3-1 heading into Sunday) and Jaguars (2-5) trail them.

After starting the season 0-2, the Titans have now won four games in a row.

"I'm extremely proud of these guys, proud of all three phases," Titans coach Mike Vrabel said. "Being able to get a victory, against an opponent that clearly shows they're not going to go away. But I am proud of our guys for finding ways to win, and hopefully we can continue as we work our way into Houston, in this division.

"It certainly feels good to be able to say that we've won four games in a row, and for the most part doing things the way that we think they should be done right now."

Titans running back Derrick Henry ran for 128 yards in the game, on 30 carries. It was Henry's third straight 100-yard game.

Quarterback Ryan Tannehill completed 13-of-20 passes for 132 yards. He was sacked twice on a day when the Titans managed 254 yards of offense, and 16 first downs.

Kicker Randy Bullock came up big with four field goals, from 27, 28, 38 and a big one from 48 yards out late.

But on this day, Titans fans owed a big thanks to a defense that flustered Colts quarterback Matt Ryan all game, sacking him three times and intercepting him twice, including one safety Andrew Adams returned for a touchdown.

"We've shown toughness all year," said Tannehill, who left the game briefly with an ankle injury, which had him in a walking boot post-game. "I'm proud of our guys the way we battled today. The defense played great all game, got some big stops for us. The offense did enough, and got the job done there at the end. We were able to move the ball and get points in crucial situations, and on the last drive there we were able to get a couple of first downs and run out the clock."

Early on, the Titans took a 3-0 lead on a 27-yard field goal by Bullock. It capped an 11-play, 62-yard drive that was highlighted by a 27-yard pass from Tannehill to receiver Cody Hollister and a 13-yard completion from Tannehill to receiver Robert Woods.

The Titans then got a big play on defense.

With the Colts driving, Adams stepped in from a pass thrown by Ryan and intercepted it before

racing 76 yards for a touchdown, which gave the Titans a 10-0 lead. Outside linebacker Bud Dupree pressured Ryan on the play, and when he tried to get the ball to Parris Campbell, Adams stepped in front of the pass and took it the other way.

"I got a good break on it, and I was able to get my hand on it," Adams said. "And the rest is history."

Later in the quarter, the Titans made another play on defense when linebacker David Long Jr. stepped in front of another pass by Ryan and intercepted it at the Tennessee 38-yard line.

The Titans cashed that turnover into a 13-0 lead with a 28-yard field goal by Bullock with 1:57 left before halftime.

The Titans harassed Ryan throughout the first half, and they led 13-0 at halftime.

The Colts cut the lead to 13-7 late in the third quarter, however, on a four-yard touchdown pass from Ryan to Campbell, which capped a 12-play, 58-yard drive.

The Titans answered back with an 11-play, 55-yard drive that ended with another field goal by Bullock, this one from 38 yards, and Tennessee led 16-7.

Tannehill left the game briefly for the Titans with an ankle injury, replaced for one play by Malik Willis, but he returned to the contest after a quick trip to the team's injury tent.

After the Titans lost a fumble on a botched handoff from Tannehill to Willis, who went in motion, the Colts cut the lead to 16-10 on a 50-yard field goal by kicker Chase McLaughlin with 8:31 left.

But the Titans got a big kick from Bullock – from 48 yards – with 4:47 left to stretch the lead to 19-10.

When the Colts got the ball back, cornerback Terrance Mitchell

forced a fumble that was recovered by safety Amani Hooker, and the Titans walked away with the win.

"We're just taking it one week at a time," Henry said. "We have to trust and believe in our culture and preparation in all three phases and focus on getting better and better every day. That's all we can do, week by week."

The Titans return to action next Sunday against the Texans in Houston.

###

Week 7

National Football League Game Summary

NFL Copyright © 2022 by The National Football League. All rights reserved. This summary and play-by-play is for the express purpose of assisting media in their coverage of the game; any other use of this material is prohibited without the written permission of the National Football League.

Date: Sunday, 10/23/2022

Indianapolis Colts at Tennessee Titans
at Nissan Stadium, Nashville, TN

Start Time: 12:03 PM CDT

Game Day Weather

Game Weather: Sunny

Temp: 74° F (23.3° C) Humidity: 43%, Wind: S 12 mph

Played Open Stadium on Turf: Grass

Outdoor Weather: Sunny,

Officials

Referee: Torbert, Ronald (62)
Line Judge: Podraza, Tim (47)
Back Judge: Josselyn, Tony (67)

Umpire: Pellis, Mark (131)
Field Judge: Dickson, Ryan (25)
Replay Official: Crudup, Denise (0)

Down Judge: Causey, Max (84)
Side Judge: Washington, Keith (7)

Lineups

Indianapolis Colts			
	Offense	Defense	
WR	11 M.Pittman	DE	94 T.Lewis
TE	81 M.Alie-Cox	DT	99 D.Buckner
T	73 D.Kelly	NT	90 G.Stewart
LG	56 Q.Nelson	DE	91 Y.Ngakoue
C	78 R.Kelly	WLB	58 B.Okereke
RG	69 M.Pryor	SAM	44 Z.Franklin
RT	72 B.Smith	CB	34 I.Rodgers
WR	14 A.Pierce	CB	23 K.Moore
WR	1 P.Campbell	S	25 R.Thomas
QB	2 M.Ryan	SS	26 R.McLeod
RB	28 J.Taylor	CB	5 S.Gilmore

Tennessee Titans			
	Offense		Defense
WR	15 N.Westbrook-Ikhine	NT	93 T.Tart
LT	71 D.Daley	DT	98 J.Simmons
LG	55 A.Brewer	OLB	48 B.Dupree
C	60 B.Jones	MLB	51 D.Long
RG	75 D.Radunz	ILB	53 D.Cole
RT	78 N.Petit-Frere	S	31 K.Byard
TE	85 C.Okonkwo	CB	21 R.McCreary
WR	2 R.Woods	CB	26 K.Fulton
QB	17 R.Tannehill	DB	47 A.Adams
RB	22 D.Henry	DB	37 A.Hooker
RB	40 D.Hilliard	DB	96 D.Autry

Substitutions

Substitutions

P 6 M.Haack, K 7 C.McLaughlin, WR 17 M.Strachan, S 20 N.Cross, RB 21 N.Hines, CB 31 B.Facyson, S 32 J.Blackmon, CB 33 D.Flowers, RB 35 D.Jackson, CB 38 T.Brown, LB 41 G.Stuard, LB 45 E.Speed, LS 46 L.Rhodes, DE 52 B.Banogu, DE 54 D.Odeyingbo, DE 59 I.Odenigbo, G 63 D.Pinter, G/T 75 W.Fries, T 79 B.Raimann, TE 80 J.Woods, TE 83 K.Granson, WR 84 E.Fernea, DT 95 C.Williams, DT 96 B.Cowart

CB 3 C.Farley, P 4 R.Stonehouse, QB 7 M.Willis, WR 8 C.Hollister, WR 12 M.Kinsey, K 14 R.Bullock, CB 20 L.Johnson, RB 25 H.Haskins, DB 28 J.Kalu, DB 29 J.Thompson, CB 30 T.Avery, DB 39 T.Mitchell, LS 46 M.Cox, LB 52 J.Schobert, LB 56 M.Rice, T 61 L.Clark, C/G 62 C.Levin, G 70 J.Roos, TE 81 A.Hooper, TE 86 K.Rader, TE 87 G.Swaim, DT 90 N.Jones, DE 94 M.Edwards, DL 95 D.Walker, DE 97 K.Strong, OLB 99 R.Weaver

Did Not Play

Did Not Play

QB 4 S.Ehlinger, WR 10 D.Patmon

WR 18 K.Philips, DB 32 U.Amadi, LB 41 Z.Cunningham, LB 42 J.Jones, FB 44 T.Carter, DT 59 S.Okuyinonu, G 64 N.Davis

Not Active

Not Active

QB 9 N.Foles, WR 15 K.Coutee, DE 51 K.Paye, LB 53 S.Leonard, LB 57 J.Domann, C 62 W.French, DT 93 E.Johnson

Field Goals (made () & missed)

		(50)	R.Bullock	(27)	(28)	(38)	(48)		
			1	2	3	4	OT	Total	
VISITOR:	Indianapolis Colts		0	0	7	3	0	10	
HOME:	Tennessee Titans		3	10	0	6	0	19	

Scoring Plays

Team	Qtr	Time	Play Description (Extra Point) (Drive Info)	Visitor	Home
Titans	1	4:03	R.Bullock 27 yd. Field Goal (11-62, 5:32)	0	3
Titans	2	9:25	A.Adams 76 yd. interception return (R.Bullock kick)	0	10
Titans	2	1:57	R.Bullock 28 yd. Field Goal (8-52, 3:44)	0	13
Colts	3	4:07	P.Campbell 4 yd. pass from M.Ryan (C.McLaughlin kick) (12-58, 6:20)	7	13
Titans	4	13:47	R.Bullock 38 yd. Field Goal (11-55, 5:20)	7	16
Colts	4	8:31	C.McLaughlin 50 yd. Field Goal (6-24, 2:35)	10	16
Titans	4	4:47	R.Bullock 48 yd. Field Goal (9-41, 3:44)	10	19

Paid Attendance: 69,459

Time: 2:51

Final Individual Statistics

Indianapolis Colts

Tennessee Titans

RUSHING							RUSHING						
	ATT	YDS	AVG	LG	TD		ATT	YDS	AVG	LG	TD		
J.Taylor	10	58	5.8	14	0	D.Henry	30	128	4.3	23	0		
D.Jackson	2	3	1.5	4	0	R.Tannehill	4	6	1.5	8	0		
N.Hines	4	2	0.5	2	0	D.Hilliard	1	4	4.0	4	0		
M.Ryan	1	2	2.0	2	0								
Total	17	65	3.8	14	0	Total	35	138	3.9	23	0		

PASSING									PASSING								
	ATT	CMP	YDS	SK/YD	TD	LG	IN	RT		ATT	CMP	YDS	SK/YD	TD	LG	IN	RT
M.Ryan	44	33	243	3/16	1	20	2	76.2	R.Tannehill	20	13	132	2/16	0	27	0	83.8
Total	44	33	243	3/16	1	20	2	76.2	Total	20	13	132	2/16	0	27	0	83.8

PASS RECEIVING								PASS RECEIVING							
	TAR	REC	YDS	AVG	LG	TD		TAR	REC	YDS	AVG	LG	TD		
P.Campbell	12	10	70	7.0	11	1	A.Hooper	3	3	56	18.7	23	0		
J.Taylor	8	7	27	3.9	9	0	R.Woods	4	3	26	8.7	13	0		
M.Pittman	9	6	58	9.7	14	0	D.Henry	3	3	10	3.3	9	0		
N.Hines	5	5	41	8.2	14	0	C.Hollister	2	2	32	16.0	27	0		
A.Pierce	4	3	37	12.3	20	0	H.Haskins	1	1	5	5.0	5	0		
K.Granson	1	1	6	6.0	6	0	M.Kinsey	1	1	3	3.0	3	0		
J.Woods	2	1	4	4.0	4	0	D.Hilliard	2	0	0	0.0	0	0		
							N.Westbrook-Ikhine	2	0	0	0.0	0	0		
							C.Okonkwo	1	0	0	0.0	0	0		
							G.Swaim	1	0	0	0.0	0	0		
Total	41	33	243	7.4	20	1	Total	20	13	132	10.2	27	0		

INTERCEPTIONS							INTERCEPTIONS						
	NO	YDS	AVG	LG	TD		NO	YDS	AVG	LG	TD		
Total	0	0	0	0	0	A.Adams	1	76	76.0	76	1		
						D.Long	1	4	4.0	4	0		
						Total	2	80	40.0	76	1		

PUNTING								PUNTING							
	NO	YDS	AVG	NET	TB	IN20	LG		NO	YDS	AVG	NET	TB	IN20	LG
M.Haack	5	176	35.2	31.2	1	0	60	R.Stonehouse	3	164	54.7	39.0	0	0	58
Total	5	176	35.2	31.2	1	0	60	Total	3	164	54.7	39.0	0	0	58

PUNT RETURNS								PUNT RETURNS							
	NO	YDS	AVG	FC	LG	TD		NO	YDS	AVG	FC	LG	TD		
N.Hines	3	47	15.7	0	24	0	R.Woods	0	0	0.0	1	0	0		
							[DOWNED]	2	0	0.0	0	0	0		
							[OUT OF BOUNDS]	1	0	0.0	0	0	0		
							[TOUCHBACK]	1	0	0.0	0	0	0		
Total	3	47	15.7	0	24	0	Total	0	0	0.0	1	0	0		

KICKOFF RETURNS								KICKOFF RETURNS							
	NO	YDS	AVG	FC	LG	TD		NO	YDS	AVG	FC	LG	TD		
I.Rodgers	3	48	16.0	0	18	0	H.Haskins	2	45	22.5	0	28	0		
[TOUCHBACK]	3	0	0.0	0	0	0	[TOUCHBACK]	1	0	0.0	0	0	0		
Total	3	48	16.0	0	18	0	Total	2	45	22.5	0	28	0		

Indianapolis Colts

FUMBLES	FUM	LOST	OWN-REC	YDS	TD	FORCED	OPP-REC	YDS	TD	OUT-BDS
M.Pittman	1	1	0	0	0	0	0	0	0	0
B.Okereke	0	0	0	0	0	0	1	0	0	0
Total	1	1	0	0	0	0	1	0	0	0

Tennessee Titans

FUMBLES	FUM	LOST	OWN-REC	YDS	TD	FORCED	OPP-REC	YDS	TD	OUT-BDS
R.Tannehill	1	1	0	-1	0	0	0	0	0	0
T.Mitchell	0	0	0	0	0	1	0	0	0	0
A.Hooker	0	0	0	0	0	0	1	0	0	0
Total	1	1	0	-1	0	1	1	0	0	0

Final Team Statistics

	Visitor Colts	Home Titans
TOTAL FIRST DOWNS	17	16
By Rushing	5	8
By Passing	12	6
By Penalty	0	2
THIRD DOWN EFFICIENCY	4-13-30.8%	5-12-41.7%
FOURTH DOWN EFFICIENCY	1-1-100.0%	0-0-0.0%
TOTAL NET YARDS	292	254
Total Offensive Plays (inc. times thrown passing)	64	57
Average gain per offensive play	4.6	4.5
NET YARDS RUSHING	65	138
Total Rushing Plays	17	35
Average gain per rushing play	3.8	3.9
Tackles for a loss-number and yards	2-3	3-6
NET YARDS PASSING	227	116
Times thrown - yards lost attempting to pass	3-16	2-16
Gross yards passing	243	132
PASS ATTEMPTS-COMPLETIONS-HAD INTERCEPTED	44-33-2	20-13-0
Avg gain per pass play (inc.# thrown passing)	4.8	5.3
KICKOFFS Number-In End Zone-Touchbacks	3-1-1	6-3-3
PUNTS Number and Average	5-35.2	3-54.7
Had Blocked	0	0
FGs - PATs Had Blocked	0-0	0-0
Net Punting Average	31.2	39.0
TOTAL RETURN YARDAGE (Not Including Kickoffs)	47	80
No. and Yards Punt Returns	3-47	0-0
No. and Yards Kickoff Returns	3-48	2-45
No. and Yards Interception Returns	0-0	2-80
PENALTIES Number and Yards	4-28	2-15
FUMBLES Number and Lost	1-1	1-1
TOUCHDOWNS	1	1
Rushing	0	0
Passing	1	0
Interceptions	0	1
EXTRA POINTS Made-Attempts	1-1	1-1
Kicking Made-Attempts	1-1	1-1
FIELD GOALS Made-Attempts	1-1	4-4
RED ZONE EFFICIENCY	1-1-100%	0-2-0%
GOAL TO GO EFFICIENCY	1-1-100%	0-0-0%
SAFETIES	0	0
FINAL SCORE	10	19
TIME OF POSSESSION	28:27	31:33

Ball Possession And Drive Chart

Indianapolis Colts

#	Time Recd	Time Lost	Time Poss	How Ball Obtained	Drive Began	# Play	Yds Gain	Yds Pen	Net Yds	1st Down	Last Scrm	How Given Up
1	10:53	9:35	1:18	Punt	IND 33	3	7	0	7	0	IND 40	Punt
2	4:03	1:10	2:53	Kickoff	IND 25	6	26	0	26	1	TEN 49	Punt
3	13:29	9:25	4:04	Punt	IND 23	9	49	0	49	3	TEN 28	Interception
4	9:25	5:41	3:44	Kickoff	IND 20	8	42	0	42	3	TEN 38	Interception
5	1:57	0:19	1:38	Kickoff	IND 16	7	29	0	29	2	IND 45	Punt
6	15:00	11:50	3:10	Kickoff	IND 17	6	28	-5	23	2	IND 40	Punt
7	10:27	4:07	6:20	Punt	IND 42	12	58	0	58	4	* TEN 4	Touchdown
8	13:47	12:27	1:20	Kickoff	IND 25	3	2	0	2	0	IND 27	Punt
9	11:06	8:31	2:35	Fumble	IND 45	6	24	0	24	1	TEN 31	Field Goal
10	4:47	3:22	1:25	Kickoff	IND 25	5	27	0	27	1	IND 43	Fumble

(271) Average IND 27

Tennessee Titans

#	Time Recd	Time Lost	Time Poss	How Ball Obtained	Drive Began	# Play	Yds Gain	Yds Pen	Net Yds	1st Down	Last Scrm	How Given Up
1	15:00	10:53	4:07	Kickoff	TEN 17	5	4	5	9	1	TEN 26	Punt
2	9:35	4:03	5:32	Punt	TEN 28	11	62	0	62	3	* IND 10	Field Goal
3	1:10	13:29	2:41	Punt	TEN 20	5	15	0	15	1	TEN 35	Punt
4	5:41	1:57	3:44	Interception	TEN 38	8	39	13	52	3	* IND 10	Field Goal
5	0:19	0:00	0:19	Punt	TEN 28	1	-9	0	-9	0	TEN 28	End of Half
6	11:50	10:27	1:23	Punt	TEN 20	3	4	0	4	0	TEN 24	Punt
7	4:07	13:47	5:20	Kickoff	TEN 25	11	55	0	55	3	IND 20	Field Goal
8	12:27	11:06	1:21	Punt	TEN 45	3	10	0	10	1	IND 44	Fumble
9	8:31	4:47	3:44	Kickoff	TEN 29	9	41	0	41	2	IND 30	Field Goal
10	3:22	0:00	3:22	Fumble	TEN 43	5	32	0	32	2	IND 24	End of Game

(293) Average TEN 29

* inside opponent's 20

Time of Possession by Quarter		1st	2nd	3rd	4th	OT	Total
Visitor	Indianapolis Colts	4:11	9:26	9:30	5:20		28:27
Home	Tennessee Titans	10:49	5:34	5:30	9:40		31:33
Kickoff Drive No.-Start Average		Colts: 6 - IND 21		Titans: 3 - TEN 24			

Play By Play

First Quarter

10/23/2022

IND wins the coin toss and elects to defer. TEN elects to Receive, and IND elects to defend the north goal.

C.McLaughlin kicks 55 yards from IND 35 to TEN 10. H.Haskins to TEN 27 for 17 yards (D.Flowers, N.Cross).

PENALTY on TEN-J.Schobert, Offensive Holding, 10 yards, enforced at TEN 27.

Tennessee Titans at 15:00, (1st play from scrimmage 14:56)

1-10-TEN 17 (14:56) (Shotgun) R.Tannehill pass short right to R.Woods to TEN 23 for 6 yards (I.Rodgers).

2-4-TEN 23 (14:12) D.Henry up the middle to TEN 32 for 9 yards (E.Speed). R1

1-10-TEN 32 (13:29) D.Henry left tackle to TEN 33 for 1 yard (T.Lewis, D.Buckner).

PENALTY on IND-D.Buckner, Defensive Offside, 5 yards, enforced at TEN 32 - No Play.

1-5-TEN 37 (13:05) D.Henry right guard to TEN 36 for -1 yards (E.Speed).

2-6-TEN 36 (12:30) R.Tannehill pass short left to D.Henry to TEN 33 for -3 yards (Z.Franklin, G.Stewart).

3-9-TEN 33 (11:43) (Shotgun) R.Tannehill sacked at TEN 26 for -7 yards (K.Moore).

4-16-TEN 26 (11:03) R.Stonehouse punts 52 yards to IND 22, Center-M.Cox. N.Hines to IND 33 for 11 yards (K.Rader, L.Johnson).

Indianapolis Colts at 10:53

1-10-IND 33 (10:53) M.Ryan pass short right to P.Campbell to IND 37 for 4 yards (K.Fulton).

2-6-IND 37 (10:27) (No Huddle, Shotgun) M.Ryan pass short left to P.Campbell to IND 40 for 3 yards (A.Hooker).

3-3-IND 40 (9:47) (Shotgun) M.Ryan pass incomplete short left to J.Taylor (D.Autry).

4-3-IND 40 (9:42) M.Haack punts 32 yards to TEN 28, Center-L.Rhodes, downed by IND-T.Brown.

Tennessee Titans at 9:35

1-10-TEN 28 (9:35) D.Henry right tackle to TEN 35 for 7 yards (G.Stewart, B.Cowart).

2-3-TEN 35 (8:58) D.Henry right end to TEN 37 for 2 yards (R.McLeod).

3-1-TEN 37 (8:12) (Shotgun) R.Tannehill left end to TEN 45 for 8 yards (Z.Franklin). R2

1-10-TEN 45 (7:31) R.Tannehill pass deep left to C.Hollister pushed ob at IND 28 for 27 yards (S.Gilmore). P3

1-10-IND 28 (7:00) (Shotgun) D.Henry right end pushed ob at IND 27 for 1 yard (K.Moore).

2-9-IND 27 (6:25) D.Henry right guard to IND 25 for 2 yards (Y.Ngakoue).

3-7-IND 25 (5:38) (Shotgun) R.Tannehill pass short middle to R.Woods to IND 12 for 13 yards (R.McLeod). P4

1-10-IND 12 (4:53) (Shotgun) R.Tannehill pass incomplete short left to D.Hilliard (B.Okereke).

2-10-IND 12 (4:49) D.Henry left tackle to IND 10 for 2 yards (R.McLeod; I.Rodgers). TEN-B.Jones was injured during the play. His return is Questionable.

3-8-IND 10 (4:11) (Shotgun) R.Tannehill pass incomplete short left to D.Hilliard.

4-8-IND 10 (4:07) R.Bullock 27 yard field goal is GOOD, Center-M.Cox, Holder-R.Stonehouse.

IND 0 TEN 3, 11 plays, 62 yards, 5:32 drive, 10:57 elapsed
--

R.Bullock kicks 65 yards from TEN 35 to end zone, Touchback.

Indianapolis Colts at 4:03

1-10-IND 25 (4:03) (Shotgun) J.Taylor left tackle to IND 30 for 5 yards (D.Long, D.Cole).

2-5-IND 30 (3:29) (No Huddle, Shotgun) M.Ryan pass short middle to P.Campbell to IND 34 for 4 yards (D.Long).

3-1-IND 34 (3:03) (No Huddle, Shotgun) J.Taylor left tackle to IND 45 for 11 yards (A.Adams). R1

1-10-IND 45 (2:30) (No Huddle, Shotgun) M.Ryan pass incomplete short right to P.Campbell.

2-10-IND 45 (2:27) (No Huddle, Shotgun) M.Ryan pass short left to J.Taylor to IND 45 for no gain (A.Adams).

3-10-IND 45 (1:55) (No Huddle, Shotgun) M.Ryan pass short left to J.Taylor to TEN 49 for 6 yards (A.Adams) [J.Simmons].

4-4-TEN 49 (1:17) M.Haack punts 29 yards to TEN 20, Center-L.Rhodes, fair catch by R.Woods.

Tennessee Titans at 1:10

1-10-TEN 20 (1:10) R.Tannehill pass short right to D.Henry to TEN 29 for 9 yards (G.Stewart, Z.Franklin).

2-1-TEN 29 (:44) (No Huddle, Shotgun) D.Henry right guard to TEN 30 for 1 yard (G.Stewart). R5

END OF QUARTER

	Score	Time Poss	First Downs				Efficiencies	
			R	P	X	T	3 Down	4 Down
Indianapolis Colts	0	4:11	1	0	0	1	1/3	0/0
Tennessee Titans	3	10:49	3	2	0	5	2/4	0/0

Second Quarter

10/23/2022

Play By Play

Tennessee Titans continued.

- 1-10-TEN 30 (15:00) (Shotgun) R.Tannehill pass incomplete short left to R.Woods (R.McLeod) [D.Buckner].
- 2-10-TEN 30 (14:55) D.Henry left tackle to TEN 30 for no gain (G.Stewart, B.Okereke).
- 3-10-TEN 30 (14:13) (Shotgun) R.Tannehill pass short left to H.Haskins to TEN 35 for 5 yards (Z.Franklin).
- 4-5-TEN 35 (13:43) R.Stonehouse punts 54 yards to IND 11, Center-M.Cox. N.Hines pushed ob at IND 23 for 12 yards (D.Hilliard).

Indianapolis Colts at 13:29

- 1-10-IND 23 (13:29) (Shotgun) J.Taylor up the middle to IND 27 for 4 yards (D.Long).
- 2-6-IND 27 (13:02) (No Huddle, Shotgun) J.Taylor up the middle to IND 41 for 14 yards (K.Byard; A.Adams). R2
- 1-10-IND 41 (12:35) (No Huddle, Shotgun) M.Ryan pass short left to J.Taylor to IND 48 for 7 yards (A.Adams; D.Long).
- 2-3-IND 48 (12:10) (No Huddle, Shotgun) J.Taylor right tackle to TEN 46 for 6 yards (A.Hooker, K.Byard). R3
- 1-10-TEN 46 (11:39) (No Huddle) M.Ryan pass incomplete short middle to A.Pierce (R.McCreary) [R.Weaver].
- 2-10-TEN 46 (11:36) (No Huddle, Shotgun) M.Ryan pass short right to M.Pittman to TEN 40 for 6 yards (J.Schobert; K.Fulton).
- 3-4-TEN 40 (10:51) (Shotgun) M.Ryan pass short left to M.Pittman to TEN 26 for 14 yards (K.Byard, A.Adams). P4
- 1-10-TEN 26 (10:18) (No Huddle, Shotgun) N.Hines up the middle to TEN 28 for -2 yards (J.Simmons).
- 2-12-TEN 28 (9:36) (Shotgun) M.Ryan pass short left intended for P.Campbell INTERCEPTED by A.Adams [B.Dupree] at TEN 24. A.Adams for 76 yards, TOUCHDOWN.

Tennessee Titans at 9:25

R.Bullock extra point is GOOD, Center-M.Cox, Holder-R.Stonehouse.

IND 0 TEN 10, 0 plays, 76 yards, 0:00 drive , 5:35 elapsed

R.Bullock kicks 63 yards from TEN 35 to IND 2. I.Rodgers to IND 20 for 18 yards (H.Haskins; J.Thompson). TEN-J.Kalu was injured during the play. His return is Questionable.

Indianapolis Colts at 9:25, (1st play from scrimmage 9:17)

- 1-10-IND 20 (9:17) (Shotgun) M.Ryan pass short right to M.Pittman to IND 28 for 8 yards (R.McCreary).
- 2-2-IND 28 (8:53) (No Huddle, Shotgun) D.Jackson right guard to IND 32 for 4 yards (D.Cole). R5
- 1-10-IND 32 (8:24) (No Huddle, Shotgun) M.Ryan pass short left to P.Campbell to IND 42 for 10 yards (A.Adams). P6
- 1-10-IND 42 (7:56) (No Huddle) D.Jackson right end to IND 41 for -1 yards (A.Hooker, D.Cole).
- 2-11-IND 41 (7:20) (No Huddle, Shotgun) M.Ryan pass short middle to N.Hines to TEN 45 for 14 yards (R.McCreary). P7
- 1-10-TEN 45 (6:45) (No Huddle, Shotgun) M.Ryan pass short left to K.Granson to TEN 39 for 6 yards (A.Adams).
- 2-4-TEN 39 (6:17) (No Huddle, Shotgun) N.Hines up the middle to TEN 38 for 1 yard (D.Autry; B.Dupree).
- 3-3-TEN 38 (5:47) (No Huddle, Shotgun) M.Ryan pass short middle intended for M.Pittman INTERCEPTED by D.Long at TEN 34. D.Long to TEN 38 for 4 yards (M.Pittman).

Tennessee Titans at 5:41

- 1-10-TEN 38 (5:41) D.Henry left tackle to TEN 38 for no gain (G.Stewart, B.Okereke).
- 2-10-TEN 38 (5:06) R.Tannehill pass incomplete short right.
PENALTY on IND-B.Facyson, Defensive Holding, 5 yards, enforced at TEN 38 - No Play. X6
- 1-10-TEN 43 (4:59) D.Henry up the middle to IND 34 for 23 yards (S.Gilmore). R7
- 1-10-IND 34 (4:14) D.Henry up the middle to IND 30 for 4 yards (E.Speed).
- 2-6-IND 30 (3:35) (Shotgun) R.Tannehill pass short right to D.Henry to IND 26 for 4 yards (B.Okereke).
PENALTY on IND-B.Okereke, Face Mask, 13 yards, enforced at IND 26. X8
- 1-10-IND 13 (3:03) (Shotgun) R.Tannehill pass incomplete short right to G.Swaim.
- 2-10-IND 13 (2:59) D.Henry right tackle to IND 10 for 3 yards (Y.Ngakoue, D.Buckner).
- 3-7-IND 10 (2:19) (Shotgun) R.Tannehill pass short left to C.Hollister to IND 5 for 5 yards (B.Facyson) [Y.Ngakoue].

Two-Minute Warning

- 4-2-IND 5 (2:00) (Shotgun) PENALTY on TEN-D.Radunz, False Start, 5 yards, enforced at IND 5 - No Play.
- 4-7-IND 10 (2:00) R.Bullock 28 yard field goal is GOOD, Center-M.Cox, Holder-R.Stonehouse.

IND 0 TEN 13, 8 plays, 52 yards, 2 penalties, 3:44 drive, 13:03 elapsed

R.Bullock kicks 64 yards from TEN 35 to IND 1. I.Rodgers to IND 16 for 15 yards (D.Cole).

Indianapolis Colts at 1:57, (1st play from scrimmage 1:51)

- 1-10-IND 16 (1:51) (Shotgun) M.Ryan pass incomplete short left to M.Pittman.
- 2-10-IND 16 (1:49) (Shotgun) M.Ryan pass deep right to A.Pierce to IND 36 for 20 yards (T.Mitchell). P8
- 1-10-IND 36 (1:24) (No Huddle, Shotgun) M.Ryan pass short middle to P.Campbell to IND 45 for 9 yards (D.Long, A.Hooker).
- 2-1-IND 45 (1:00) (No Huddle, Shotgun) M.Ryan pass short left to P.Campbell to TEN 46 for 9 yards (R.McCreary). P9

Indianapolis Colts vs Tennessee Titans at Nissan Stadium

- 1-10-TEN 46 (:40) (No Huddle, Shotgun) M.Ryan pass incomplete short left to M.Pittman.
- 2-10-TEN 46 (:36) (Shotgun) M.Ryan pass incomplete short left [D.Walker].
- 3-10-TEN 46 (:29) (No Huddle, Shotgun) M.Ryan sacked at IND 45 for -9 yards (J.Simmons).
- Timeout #1 by TEN at 00:25.
- 4-19-IND 45 (:25) M.Haack punts 27 yards to TEN 28, Center-L.Rhodes, out of bounds.

Tennessee Titans at 0:19

- 1-10-TEN 28 (:19) (Shotgun) R.Tannehill sacked at TEN 19 for -9 yards (Y.Ngakoue).

END OF QUARTER

	Score	Time Poss	First Downs				Efficiencies	
			R	P	X	T	3 Down	4 Down
Indianapolis Colts	0	9:26	3	5	0	8	1/3	0/0
Tennessee Titans	13	5:34	1	0	2	3	0/2	0/0

Play By Play

Third Quarter

10/23/2022

IND elects to Receive, and TEN elects to defend the North goal.

R.Bullock kicks 63 yards from TEN 35 to IND 2. I.Rodgers to IND 17 for 15 yards (M.Rice).

Indianapolis Colts at 15:00, (1st play from scrimmage 14:55)

1-10-IND 17	(14:55) (Shotgun) M.Ryan pass short right to P.Campbell to IND 28 for 11 yards (D.Long; J.Simmons).	P10
<u>1-10-IND 28</u>	(14:24) (No Huddle, Shotgun) J.Taylor up the middle to IND 35 for 7 yards (K.Fulton, J.Simmons).	
2-3-IND 35	(13:58) (No Huddle, Shotgun) J.Taylor right guard to IND 38 for 3 yards (D.Cole).	R11
<u>1-10-IND 38</u>	(13:12) (Shotgun) M.Ryan pass short right to J.Taylor to IND 38 for no gain (D.Autry).	
2-10-IND 38	(12:40) (No Huddle, Shotgun) M.Ryan pass incomplete short right to J.Woods (D.Long) [D.Long].	
3-10-IND 38	(12:35) (No Huddle, Shotgun) PENALTY on IND-B.Smith, False Start, 5 yards, enforced at IND 38 - No Play.	
3-15-IND 33	(12:35) (No Huddle, Shotgun) M.Ryan pass short left to M.Pittman to IND 40 for 7 yards (D.Long).	
4-8-IND 40	(11:59) M.Haack punts 60 yards to end zone, Center-L.Rhodes, Touchback.	

Tennessee Titans at 11:50

1-10-TEN 20	(11:50) (Shotgun) D.Henry left guard to TEN 27 for 7 yards (G.Stewart).	
2-3-TEN 27	(11:13) (Shotgun) Direct snap to D.Henry. D.Henry left guard to TEN 24 for -3 yards (T.Lewis). Penalty on TEN-N.Westbrook-Ikhine, Illegal Block Above the Waist, declined.	
3-6-TEN 24	(10:44) (Shotgun) R.Tannehill pass incomplete deep right to N.Westbrook-Ikhine [D.Buckner].	
4-6-TEN 24	(10:39) R.Stonehouse punts 58 yards to IND 18, Center-M.Cox. N.Hines to IND 42 for 24 yards (J.Thompson).	

Indianapolis Colts at 10:27

1-10-IND 42	(10:27) (Shotgun) J.Taylor left tackle to IND 43 for 1 yard (R.Weaver; K.Fulton).	
2-9-IND 43	(10:01) (No Huddle, Shotgun) M.Ryan pass short left to J.Taylor to IND 47 for 4 yards (K.Fulton; J.Simmons).	
3-5-IND 47	(9:18) (Shotgun) M.Ryan pass short right to P.Campbell to TEN 42 for 11 yards (R.McCreary) [R.Weaver].	P12
<u>1-10-TEN 42</u>	(8:52) (No Huddle, Shotgun) J.Taylor up the middle to TEN 35 for 7 yards (A.Hooker, A.Adams).	
2-3-TEN 35	(8:13) M.Ryan pass incomplete short left.	
3-3-TEN 35	(8:06) (Shotgun) M.Ryan pass short left to J.Taylor to TEN 34 for 1 yard (A.Hooker).	
4-2-TEN 34	(7:25) (Shotgun) M.Ryan pass short right to M.Pittman to TEN 20 for 14 yards (A.Hooker).	P13
<u>1-10-TEN 20</u>	(6:47) (No Huddle, Shotgun) N.Hines up the middle to TEN 19 for 1 yard (J.Schobert, D.Cole).	
2-9-TEN 19	(6:11) (Shotgun) M.Ryan pass short left to N.Hines pushed ob at TEN 12 for 7 yards (A.Hooker).	
3-2-TEN 12	(5:33) (Shotgun) M.Ryan pass short right to N.Hines to TEN 6 for 6 yards (A.Hooker).	P14
<u>1-6-TEN 6</u>	(4:55) (Shotgun) N.Hines up the middle to TEN 4 for 2 yards (B.Dupree).	
2-4-TEN 4	(4:12) (No Huddle, Shotgun) M.Ryan pass short left to P.Campbell for 4 yards, TOUCHDOWN. C.McLaughlin extra point is GOOD, Center-L.Rhodes, Holder-M.Haack.	P15

IND 7 TEN 13, 12 plays, 58 yards, 6:20 drive, 10:53 elapsed

C.McLaughlin kicks 65 yards from IND 35 to end zone, Touchback.

Tennessee Titans at 4:07

1-10-TEN 25	(4:07) R.Tannehill pass incomplete short left to C.Okonkwo.	
2-10-TEN 25	(4:03) D.Henry left tackle to TEN 25 for no gain (R.McLeod; G.Stewart).	
3-10-TEN 25	(3:27) (Shotgun) R.Tannehill pass short right to A.Hooper pushed ob at TEN 39 for 14 yards (K.Moore).	P9
<u>1-10-TEN 39</u>	(2:57) D.Henry up the middle to TEN 43 for 4 yards (E.Speed).	
2-6-TEN 43	(2:32) (No Huddle, Shotgun) D.Henry left guard to TEN 45 for 2 yards (Y.Ngakoue; G.Stewart).	
3-4-TEN 45	(1:48) (Shotgun) R.Tannehill pass short right to R.Woods to IND 48 for 7 yards (Z.Franklin, K.Moore).	P10
<u>1-10-IND 48</u>	(1:02) R.Tannehill pass deep right to A.Hooper to IND 25 for 23 yards (J.Blackmon) [D.Buckner].	P11
<u>1-10-IND 25</u>	(:18) (No Huddle) D.Henry left tackle to IND 27 for -2 yards (I.Odenigbo, B.Okereke).	

END OF QUARTER

	Score	Time Poss	First Downs				Efficiencies	
			R	P	X	T	3 Down	4 Down
Indianapolis Colts	7	9:30	1	5	0	6	2/4	1/1
Tennessee Titans	13	5:30	0	3	0	3	2/3	0/0

Tennessee Titans continued.

- 2-12-IND 27 (15:00) (Shotgun) R.Tannehill pass short left to M.Kinsey to IND 24 for 3 yards (B.Okereke) [D.Odeyingbo]. TEN-R.Tannehill was injured during the play. His return is Questionable.
- 3-9-IND 24 (14:23) (Shotgun) D.Hilliard up the middle to IND 20 for 4 yards (B.Okereke; G.Stewart).
- 4-5-IND 20 (13:51) R.Bullock 38 yard field goal is GOOD, Center-M.Cox, Holder-R.Stonehouse.

IND 7 TEN 16, 11 plays, 55 yards, 5:20 drive, 1:13 elapsed

R.Bullock kicks 65 yards from TEN 35 to end zone, Touchback.

Indianapolis Colts at 13:47

- 1-10-IND 25 (13:47) (Shotgun) J.Taylor left guard to IND 25 for no gain (M.Edwards).
- 2-10-IND 25 (13:20) (No Huddle, Shotgun) M.Ryan pass short left to A.Pierce to IND 30 for 5 yards (T.Mitchell).
- 3-5-IND 30 (12:48) (No Huddle, Shotgun) M.Ryan sacked at IND 27 for -3 yards (B.Dupree).
Penalty on IND-Q.Nelson, Offensive Holding, declined.
- 4-8-IND 27 (12:36) M.Haack punts 28 yards to TEN 45, Center-L.Rhodes, downed by IND-M.Alie-Cox.

Tennessee Titans at 12:27

- 1-10-TEN 45 (12:27) D.Henry left guard to 50 for 5 yards (B.Banogu).
- 2-5-50 (11:49) D.Henry up the middle to IND 44 for 6 yards (B.Okereke). R12
- 1-10-IND 44 (11:10) R.Tannehill FUMBLES (Aborted) at IND 48, RECOVERED by IND-B.Okereke at IND 45.

Indianapolis Colts at 11:06

- 1-10-IND 45 (11:06) (Shotgun) M.Ryan pass short left to P.Campbell to 50 for 5 yards (R.McCreary).
- 2-5-50 (10:39) (No Huddle, Shotgun) M.Ryan pass short left to A.Pierce to TEN 38 for 12 yards (K.Fulton). P16
Penalty on TEN-D.Autry, Illegal Use of Hands, declined.
- 1-10-TEN 38 (10:25) (No Huddle, Shotgun) M.Ryan sacked at TEN 42 for -4 yards (D.Autry). TEN-J.Simmons was injured during the play. His return is Questionable.
- 2-14-TEN 42 (9:57) (Shotgun) M.Ryan pass short left to J.Taylor pushed ob at TEN 33 for 9 yards (J.Schobert) [M.Edwards].
- 3-5-TEN 33 (9:20) (Shotgun) M.Ryan scrambles up the middle to TEN 31 for 2 yards (K.Byard).
- 4-3-TEN 31 (8:36) C.McLaughlin 50 yard field goal is GOOD, Center-L.Rhodes, Holder-M.Haack.

IND 10 TEN 16, 6 plays, 24 yards, 2:35 drive, 6:29 elapsed

C.McLaughlin kicks 64 yards from IND 35 to TEN 1. H.Haskins to TEN 29 for 28 yards (J.Blackmon, B.Banogu).

Tennessee Titans at 8:31, (1st play from scrimmage 8:24)

- 1-10-TEN 29 (8:24) D.Henry up the middle to TEN 33 for 4 yards (T.Lewis).
- 2-6-TEN 33 (7:40) D.Henry left guard to TEN 40 for 7 yards (B.Okereke). R13
- 1-10-TEN 40 (7:02) D.Henry left tackle to TEN 43 for 3 yards (Z.Franklin; D.Buckner).
Timeout #1 by TEN at 06:16.
- 2-7-TEN 43 (6:16) (Shotgun) D.Henry right guard to TEN 44 for 1 yard (B.Okereke, T.Lewis).
- 3-6-TEN 44 (5:32) (Shotgun) R.Tannehill pass deep middle to A.Hooper to IND 37 for 19 yards (R.Thomas). P14
Indianapolis challenged the pass completion ruling, and the play was Upheld. The ruling on the field stands. (Timeout #1.)
- 1-10-IND 37 (5:10) D.Henry up the middle to IND 33 for 4 yards (G.Stewart; D.Buckner).
Timeout #2 by IND at 05:02.
- 2-6-IND 33 (5:02) D.Henry up the middle to IND 30 for 3 yards (B.Okereke).
Timeout #3 by IND at 04:57.
- 3-3-IND 30 (4:57) (Shotgun) R.Tannehill pass incomplete short middle to N.Westbrook-Ikhine (B.Okereke).
- 4-3-IND 30 (4:52) R.Bullock 48 yard field goal is GOOD, Center-M.Cox, Holder-R.Stonehouse.

IND 10 TEN 19, 9 plays, 41 yards, 3:44 drive, 10:13 elapsed

R.Bullock kicks 65 yards from TEN 35 to end zone, Touchback.

Indianapolis Colts at 4:47

- 1-10-IND 25 (4:47) (Shotgun) M.Ryan pass short left to N.Hines to IND 32 for 7 yards (A.Adams).
- 2-3-IND 32 (4:22) (No Huddle, Shotgun) M.Ryan pass short left to J.Woods to IND 36 for 4 yards (A.Hooker). P17
- 1-10-IND 36 (4:00) (No Huddle, Shotgun) M.Ryan pass short middle to N.Hines to IND 43 for 7 yards (J.Simmons, D.Long).
- 2-3-IND 43 (3:33) (No Huddle, Shotgun) M.Ryan pass incomplete short left.
- 3-3-IND 43 (3:28) (Shotgun) M.Ryan pass incomplete short right to M.Pittman (T.Mitchell).
Tennessee challenged the incomplete pass ruling, and the play was REVERSED.
(Shotgun) M.Ryan pass short right to M.Pittman to TEN 48 for 9 yards (T.Mitchell). FUMBLES (T.Mitchell), RECOVERED by TEN-A.Hooker at TEN 43.

Tennessee Titans at 3:22

Indianapolis Colts vs Tennessee Titans at Nissan Stadium

1-10-TEN 43 (3:22) D.Henry right guard to IND 46 for 11 yards (G.Stewart).

R15

1-10-IND 46 (2:31) D.Henry right guard to IND 44 for 2 yards (Z.Franklin; Y.Ngakoue).

Two-Minute Warning

2-8-IND 44 (2:00) D.Henry left guard to IND 23 for 21 yards (J.Blackmon).

R16

1-10-IND 23 (1:10) R.Tannehill kneels to IND 24 for -1 yards.

2-11-IND 24 (:39) R.Tannehill kneels to IND 25 for -1 yards.

END OF QUARTER

	Score	Time Poss	First Downs				Efficiencies	
			R	P	X	T	3 Down	4 Down
Indianapolis Colts	10	5:20	0	2	0	2	0/3	0/0
Tennessee Titans	19	9:40	4	1	0	5	1/3	0/0

Miscellaneous Statistics Report

Indianapolis Colts vs Tennessee Titans
10/23/2022 at Nissan Stadium

Ten Longest Plays for Indianapolis Colts

Yards	Qtr	Play Start	Play Description
20	2	2-10-IND 16	(1:49) (Shotgun) M.Ryan pass deep right to A.Pierce to IND 36 for 20 yards (T.Mitchell).
14	2	2-6-IND 27	(13:02) (No Huddle, Shotgun) J.Taylor up the middle to IND 41 for 14 yards (K.Byard; A.Adams).
14	2	3-4-TEN 40	(10:51) (Shotgun) M.Ryan pass short left to M.Pittman to TEN 26 for 14 yards (K.Byard, A.Adams).
14	2	2-11-IND 41	(7:20) (No Huddle, Shotgun) M.Ryan pass short middle to N.Hines to TEN 45 for 14 yards (R.McCreary).
14	3	4-2-TEN 34	(7:25) (Shotgun) M.Ryan pass short right to M.Pittman to TEN 20 for 14 yards (A.Hooker).
12	4	2-5-50	(10:39) (No Huddle, Shotgun) M.Ryan pass short left to A.Pierce to TEN 38 for 12 yards (K.Fulton). Penalty on TEN-D.Autry, Illegal Use of Hands, declined.
11	1	3-1-IND 34	(3:03) (No Huddle, Shotgun) J.Taylor left tackle to IND 45 for 11 yards (A.Adams).
11	3	1-10-IND 17	(14:55) (Shotgun) M.Ryan pass short right to P.Campbell to IND 28 for 11 yards (D.Long; J.Simmons).
11	3	3-5-IND 47	(9:18) (Shotgun) M.Ryan pass short right to P.Campbell to TEN 42 for 11 yards (R.McCreary) [R.Weaver].
10	2	1-10-IND 32	(8:24) (No Huddle, Shotgun) M.Ryan pass short left to P.Campbell to IND 42 for 10 yards (A.Adams).

Ten Longest Plays for Tennessee Titans

Yards	Qtr	Play Start	Play Description
27	1	1-10-TEN 45	(7:31) R.Tannehill pass deep left to C.Hollister pushed ob at IND 28 for 27 yards (S.Gilmore).
23	2	1-10-TEN 43	(4:59) D.Henry up the middle to IND 34 for 23 yards (S.Gilmore).
23	3	1-10-IND 48	(1:02) R.Tannehill pass deep right to A.Hooper to IND 25 for 23 yards (J.Blackmon) [D.Buckner].
21	4	2-8-IND 44	(2:00) D.Henry left guard to IND 23 for 21 yards (J.Blackmon).
19	4	3-6-TEN 44	(5:32) (Shotgun) R.Tannehill pass deep middle to A.Hooper to IND 37 for 19 yards (R.Thomas).
17	2	2-6-IND 30	(3:35) (Shotgun) R.Tannehill pass short right to D.Henry to IND 26 for 4 yards (B.Okereke).
14	3	3-10-TEN 25	(3:27) (Shotgun) R.Tannehill pass short right to A.Hooper pushed ob at TEN 39 for 14 yards (K.Moore).
13	1	3-7-IND 25	(5:38) (Shotgun) R.Tannehill pass short middle to R.Woods to IND 12 for 13 yards (R.McLeod).
11	4	1-10-TEN 43	(3:22) D.Henry right guard to IND 46 for 11 yards (G.Stewart).
9	1	2-4-TEN 23	(14:12) D.Henry up the middle to TEN 32 for 9 yards (E.Speed).

Touchdown Scoring Information

		Offense	Defense	Special Teams
VISITOR	Indianapolis Colts	1	0	0
HOME	Tennessee Titans	0	1	0

Player Scoring Information

Club	Player	TD	Rush TD	Rec TD	KO TD	Punt TD	Int TD	Fum TD	Misc TD	FG	XP	2Pt Rush	2Pt Rec	Sfty	Points
IND	P.Campbell	0	0	1	0	0	0	0	0	0	0	0	0	0	6
IND	C.McLaughlin	0	0	0	0	0	0	0	0	1	1	0	0	0	4
TEN	R.Bullock	0	0	0	0	0	0	0	0	4	1	0	0	0	13
TEN	A.Adams	0	0	0	0	0	1	0	0	0	0	0	0	0	6

Possession Detail

	First Half		Second Half		Game	
	Visitor	Home	Visitor	Home	Visitor	Home
Largest Lead	0	13	0	9	0	13
Drives Leading	0	3	0	5	0	8
Time of Possession Leading	0:00	6:44	0:00	15:10	0:00	21:54
Largest Deficit	-13	0	-9	0	-13	0
Drives Trailing	4	0	5	0	9	0
Time of Possession Trailing	12:19	0:00	14:50	0:00	27:09	0:00
Times Score Tied Up		0		0		0
Lead Changes		1		0		1

Playtime Percentage

Percent of playtime per player on offense, defense and special teams (Unofficial)

Indianapolis Colts

Tennessee Titans

		Indianapolis Colts				Tennessee Titans								
		Offense	Defense	Special Teams				Offense	Defense	Special Teams				
D Kelly	T	64	100%		2	8%	A Brewer	G	59	100%	5	21%		
Q Nelson	G	64	100%		2	8%	D Daley	T	59	100%	5	21%		
R Kelly	C	64	100%				N Petit-Frere	T	59	100%	5	21%		
B Smith	T	64	100%				D Radunz	T	59	100%				
M Ryan	QB	64	100%				B Jones	C	58	98%				
M Pittman	WR	64	100%				R Tannehill	QB	58	98%				
P Campbell	WR	63	98%				N Westbrook-Ikhine	WR	45	76%				
A Pierce	WR	62	97%				R Woods	WR	44	75%	5	21%		
M Pryor	T	61	95%		2	8%	D Henry	RB	44	75%				
J Taylor	RB	35	55%				G Swaim	TE	37	63%	11	46%		
M Alie-Cox	TE	24	38%		7	29%	C Okonkwo	TE	27	46%	15	62%		
N Hines	RB	24	38%		3	12%	A Hooper	TE	26	44%				
K Granson	TE	21	33%		14	58%	C Hollister	WR	22	37%	12	50%		
J Woods	TE	19	30%		6	25%	D Hilliard	RB	17	29%	9	38%		
D Jackson	RB	5	8%		9	38%	K Rader	TE	14	24%	15	62%		
D Pinter	G	3	5%		2	8%	M Kinsey	WR	13	22%				
M Strachan	WR	2	3%				H Haskins	RB	4	7%	15	62%		
E Fernea	WR	1	2%		9	38%	M Willis	QB	3	5%				
B Okereke	LB			59	100%	10	42%	C Levin	C	1	2%	5	21%	
Z Franklin	LB			59	100%	10	42%	A Hooker	FS		64	100%	4	17%
R McLeod	FS			59	100%	8	33%	R McCreary	CB		64	100%	2	8%
K Moore	CB			59	100%	8	33%	K Fulton	CB		64	100%	1	4%
S Gilmore	CB			59	100%			K Byard	FS		64	100%		
D Buckner	DT			50	85%			A Adams	SS		62	97%	4	17%
T Lewis	DE			47	80%			D Long	LB		61	95%		
G Stewart	DT			44	75%	7	29%	J Simmons	DT		52	81%	3	12%
Y Ngakoué	DE			40	68%			B Dupree	LB		48	75%		
R Thomas	FS			38	64%	1	4%	D Autry	DE		46	72%	2	8%
E Speed	LB			23	39%	22	92%	D Cole	LB		33	52%	19	79%
I Rodgers	CB			22	37%	11	46%	T Tart	DT		30	47%	1	4%
J Blackmon	FS			21	36%	11	46%	M Edwards	DT		27	42%	2	8%
D Odeyingbo	DE			15	25%	5	21%	R Weaver	LB		26	41%	4	17%
I Odenigbo	DE			15	25%	3	12%	T Mitchell	CB		24	38%		
B Facyson	CB			14	24%	6	25%	K Strong	DE		13	20%	4	17%
C Williams	DT			13	22%			D Walker	DE		13	20%	4	17%
B Cowart	DT			8	14%	5	21%	J Schobert	LB		12	19%	4	17%
B Banogu	DE			4	7%	17	71%	N Jones	DT		1	2%	5	21%
N Cross	SS					17	71%	L Johnson	CB				17	71%
T Brown	CB					17	71%	M Rice	LB				16	67%
G Stuard	LB					16	67%	J Thompson	DB				16	67%
D Flowers	CB					11	46%	R Bullock	K				11	46%
L Rhodes	LS					7	29%	T Avery	CB				9	38%
M Haack	P					7	29%	R Stonehouse	P				8	33%
C McLaughlin	K					5	21%	M Cox	LS				8	33%
B Raimann	T					2	8%							

W Fries	G	2	8%	J Kalu	FS	6	25%
				L Clark	T	5	21%
				J Roos	G	5	21%
				C Farley	CB	2	8%

2022 TENNESSEE TITANS REGULAR SEASON STATISTICS

Won 4, Lost 2

Date	W-L	Score	OT	Opponent	Attendance
09/11	L	20-21		N.Y. Giants	67,805
09/19	L	7-41		at Buffalo	70,683
09/25	W	24-22		Las Vegas	68,649
10/02	W	24-17		at Indianapolis	65,781
10/09	W	21-17		at Washington	51,836
10/23	W	19-10		Indianapolis	69,459
10/30				at Houston	
11/06				at Kansas City	
11/13				Denver	
11/17				at Green Bay	
11/27				Cincinnati	
12/04				at Philadelphia	
12/11				Jacksonville	
12/18				at L.A. Chargers	
12/24				Houston	
12/29				Dallas	
01/08				at Jacksonville	

Statistic	Tenn.	Opp.
Total First Downs	100	121
Rushing	34	36
Passing	53	74
Penalty	13	11
3rd Down: Made/Att	26/71	20/72
3rd Down Pct.	36.6	27.8
4th Down: Made/Att	2/3	8/10
4th Down Pct.	66.7	80.0
Possession Avg.	29:50	30:10
Total Net Yards	1645	2246
Avg. Per Game	274.2	374.3
Total Plays	339	373
Avg. Per Play	4.9	6.0
Net Yards Rushing	652	581
Avg. Per Game	108.7	96.8
Total Rushes	175	132
Net Yards Passing	993	1665
Avg. Per Game	165.5	277.5
Sacked/Yards Lost	14/110	16/105
Gross Yards	1103	1770
Att./Completions	150/96	225/155
Completion Pct.	64.0	68.9
Had Intercepted	3	6
Punts/Average	30/54.9	25/43.5
Net Punting Avg.	30/46.5	25/39.4
Penalties/Yards	39/346	42/287
Fumbles/Ball Lost	7/4	10/4
Touchdowns	13	15
Rushing	6	1
Passing	6	13
Returns	1	1

Score By Periods	Q1	Q2	Q3	Q4	OT	PTS
Team	45	50	14	6	0	115
Opponents	13	34	61	20	0	128

Scoring	TD	Rush	Rec	Ret	K-PAT	FG	S	PTS
Bullock	0	0	0	0	13/13	8/9	0	37
Henry	5	5	0	0			0	30
Hilliard	3	0	3	0			0	18
Adams LG	1	0	0	1			0	6
Adams TM	1	0	0	1			0	6
Okonkwo	1	0	1	0			0	6
Swaim	1	0	1	0			0	6
Tannehill	1	1	0	0			0	6
Woods	1	0	1	0			0	6
Team	13	6	6	1	13/13	8/9	0	115
Opponents	15	1	13	1	12/12	8/9	0	128

2-Pt Conv: TM 0-0, OPP 1-3

Sacks: Autry 5, Simmons 4.5, Weaver 4, Dupree 2, Okuayinonu 0.5, **TM 16**, **OPP 14**

FUM/Lost: Philips 2/2, Tannehill 2/1, Henry 1/0, Hooker 1/0, Willis 1/1

Rushing	No.	Yds	Avg	Long	TD
Henry	134	536	4.0	24	5
Haskins	9	37	4.1	9	0
Tannehill	19	29	1.5	9	1
Hilliard	6	26	4.3	10	0
Willis	4	16	4.0	8	0
Burks	2	12	6.0	8	0
Okonkwo	1	-4	-4.0	-4	0
Team	175	652	3.7	24	6
Opponents	132	581	4.4	68	1

Receiving	No.	Yds	Avg	Long	TD
Woods	20	230	11.5	41	1
Henry	13	131	10.1	24	0
Hilliard	12	132	11.0	31	3
Burks	10	129	12.9	27	0
Hooper	9	111	12.3	23	0
Philips	8	78	9.8	21	0
Westbrook-Ikhine	7	138	19.7	61	0
Swaim	7	43	6.1	13	1
Okonkwo	4	49	12.3	23	1
Hollister	3	54	18.0	27	0
Haskins	2	5	2.5	5	0
Kinsey	1	3	3.0	3	0
Team	96	1103	11.5	61	6
Opponents	155	1770	11.4	75t	13

Interceptions	No.	Yds	Avg	Long	TD
Long	2	4	2.0	4	0
Adams LG	1	76	76.0	76t	1
Adams TM	1	76	76.0	76t	1
Byard	1	24	24.0	24	0
Hooker	1	0	0.0	0	0
Tart	1	0	0.0	0	0
Team	6	104	17.3	76t	1
Opponents	3	56	18.7	43t	1

Punting	No.	Yds	Avg	Net	TB	In	Lg	B
Stonehouse	30	1647	54.9	46.5	2	11	70	0
Team	30	1647	54.9	46.5	2	11	70	0
Opponents	25	1088	43.5	39.4	1	11	69	0

Punt Returns	Ret	FC	Yds	Avg	Long	TD
Philips	5	2	62	12.4	46	0
Woods	2	5	21	10.5	21	0
Hooker	1	0	0	0.0	0	0
Team	8	7	83	10.4	46	0
Opponents	20	4	212	10.6	24	0

Kickoff Returns	No.	Yds	Avg	Long	TD
Haskins	9	219	24.3	37	0
Cannon	2	33	16.5	19	0
Team	11	252	22.9	37	0
Opponents	9	158	17.6	24	0

Field Goals	1-19	20-29	30-39	40-49	50+
Bullock	0/0	3/3	1/1	4/5	0/0
Team	0/0	3/3	1/1	4/5	0/0
Opponents	0/0	2/2	3/3	1/1	2/3

Bullock: (46G,23G,47N)(48G)(44G)(27G,28G, 38G,48G)
 OPP: (49G,37G)(21G,32G,35G)(27G,51N)(50G)(50G)

Passing	Att	Cmp	Yds	Cmp%	Yds/Att	TD	TD%	Int	Int%	Long	Sack/Lost	Rating
Tannehill	146	95	1097	65.1	7.51	6	4.1	3	2.1	61	14/110	92.8
Willis	4	1	6	25.0	1.50	0	0.0	0	0.0	6	0/0	39.6
Team	150	96	1103	64.0	7.35	6	4.0	3	2.0	61	14/110	91.1
Opponents	225	155	1770	68.9	7.87	13	5.8	6	2.7	75t	16/105	100.4

**TITANS DOMINATE
TEXANS IN 17-10 WIN AS
RB DERRICK HENRY
GOES OVER THE 200-
YARD MARK ONCE AGAIN**

**BY JIM WYATT
TENNESSEETITANS.COM
OCTOBER 31, 2022**

HOUSTON – Malik Willis made his first career start for the Titans here on Sunday.

But this was a day made for a King.

Titans running back Derrick Henry ran for 219 yards and two touchdowns on 32 carries in the team's 17-10 win over the Texans in a record-setting performance.

"Am I tired?," Henry said after the game. "I'm winded, but I'm all right."

Henry was more than just all right on the field.

With the two touchdown runs, Henry set the franchise record for career touchdowns (75), breaking the mark previously held by former Titans running back Eddie George.

Henry racked up 124 yards and a touchdown on 15 carries in the first half, and he kept pounding in the second half as the Titans established their dominance.

Henry has now gone over the 200-yard mark, with two TDs, four times vs the Texans.

Henry gave the Titans an early 7-3 lead on a 29-yard touchdown run in the second quarter, and his one-yard touchdown run on fourth-and-goal in the third quarter gave the Titans a 14-3 lead.

"Credit to those guys up front, and all the guys blocking – o-line, receivers, tight ends, fullback," Henry said. "Just making the sacrifice to go out there and block and allow us to have success. I give all the credit to them, and I just have to go out there and do my job

... and we were able to win as a team."

Willis, playing in place of starter Ryan Tannehill, completed 6-of-10 passes for 55 yards with an interception on Sunday, and he threw just one pass in the second half.

"It was good – we got a W," Willis said. "That's all you want to go out there and do. Yeah, there's things you want back, but it was my first start, so I can't be too critical of myself. ... But I'm definitely appreciative, and Derrick, congrats to him. He got a new record, so that's cool. It's just cool to see our team fight back from setbacks."

The Titans were also suffocating on defense in this one, as the Texans managed just 161 yards and 10 first downs.

Bud Dupree, Jeffery Simmons and DeMarcus Walker all recorded sacks in the contest, and cornerback Kristian Fulton came up with an interception.

"Our mindset is we just wanted to come out and be a physical defense," Fulton said. "We wanted to make them earn everything."

With the win, the Titans improved to 5-2. It was the team's fifth straight win after starting the season 0-2. The Titans have now beaten the Texans in five of their last six meetings.

"Just trying to separate ourselves right now with the opportunities that we have, playing division opponents," Titans head coach Mike Vrabel said. "It's not going to get easier, but I am proud of the fact we have been able (to win). I told the guys: We won one game in a row five times. It's going to be a bigger challenge next week."

It was a struggle early.

The Titans had a chance to get some points early, but a 47-yard field goal by kicker Randy Bullock sailed wide right on the team's first possession.

Fulton stepped in front of Texans receiver Brevin Jordan and intercepted a pass thrown by quarterback Davis Mills on Houston's first possession, giving Tennessee the ball at their own 31-yard line midway through the first quarter.

But after a three-and-out from their defense, the Titans made another blunder, this time fumble by Robert Woods on a punt return. The turnover gave the Texans the ball at the Tennessee 41, but the defense got another stop to keep the game scoreless after one quarter.

Willis made a big mistake early in the second quarter when his pass intended for receiver Cody Hollister was late and errant, and picked off by Texans defensive back Steven Nelson, who returned it to the Tennessee 11-yard line.

But the Titans got another big stop on defense, including a sack by Dupree, and the Texans managed just a 33-yard field goal by Ka'imi Fairbairn to take a 3-0 lead with 10:40 left in the quarter.

Then came Henry's 29-yard touchdown run, which came after a defensive stop and a nice punt return by Woods.

The Titans led 7-3 at the half, when they outgained the Texans 183 to 35 in total yards.

The Titans dominated the second half.

The one-yard touchdown run by Henry capped a nine-play, 65-yard drive that included plenty of runs by Henry, and some nice production from running back Dontrell Hilliard as well.

The Titans, who didn't throw a pass in the third quarter, stretched the lead to 17-3 on a 29-yard field goal by Bullock with 11:08 left in the contest. The kick capped a 12-play, 81-yard drive that saw Henry go over the 200-yard mark once again.

The Texans scored on a pass from Mills to running back Dameon Pierce with 17 seconds left to make it 17-10.

The Titans return to action next Sunday at the Kansas City Chiefs.

"We just have to keep it going," safety Kevin Byard said. "Celebrate this one, flush it, because we have a huge challenge next week."

###

Texans vs. Titans

National Football League Game Summary

NFL Copyright © 2022 by The National Football League. All rights reserved. This summary and play-by-play is for the express purpose of assisting media in their coverage of the game; any other use of this material is prohibited without the written permission of the National Football League.

Date: Sunday, 10/30/2022

Tennessee Titans at Houston Texans
at NRG Stadium, Houston, TX

Start Time: 3:05 PM CDT

Game Day Weather

Game Weather: Sunny

Temp: 72° F (22.2° C) Humidity: 48%, Wind: WNW 10 mph

Played Retractable Roof - Closed on Turf: Artificial

Outdoor Weather: Sunny,

Officials

Referee: Martin, Clay (19)
Line Judge: Chaka, Maia (100)
Back Judge: Wilson, Greg (119)

Umpire: Bryan, Fred (11)
Field Judge: Coleman, James (95)
Replay Official: Matoren, Brian (0)

Down Judge: Phillips, Jerod (6)
Side Judge: Hawkshaw, Dave (107)

Lineups

Tennessee Titans			Houston Texans			
Offense		Defense	Offense		Defense	
WR 8	C.Hollister	DE 95	D.Walker	WR 4	P.Dorsett	
LT 71	D.Daley	NT 93	T.Tart	LT 78	L.Tunsil	
LG 55	A.Brewer	DT 98	J.Simmons	LG 59	K.Green	
C 60	B.Jones	OLB 48	B.Dupree	C 54	S.Quessenberry	
RG 64	N.Davis	ILB 51	D.Long	RG 64	J.McCray	
RT 78	N.Petit-Frere	ILB 41	Z.Cunningham	RT 71	T.Howard	
WR 2	R.Woods	LB 53	D.Cole	TE 83	O.Howard	
TE 87	G.Swaim	CB 21	R.McCreary	WR 13	B.Cooks	
WR 15	N.Westbrook-Ikhine	S 31	K.Byard	QB 10	D.Mills	
QB 7	M.Willis	S 37	A.Hooker	FB 34	T.Hairston	
RB 22	D.Henry	CB 26	K.Fulton	RB 31	D.Pierce	
					DE 92	R.Green
					DL 93	K.Hinish
					DE 56	T.Booker
					DL 55	J.Hughes
					LB 48	C.Harris
					LB 58	C.Kirksey
					CB 21	S.Nelson
					CB 24	D.Stingley
					S 36	J.Owens
					S 5	J.Pitre
					DB 25	D.King

Substitutions

CB 3 C.Farley, P 4 R.Stonehouse, K 14 R.Bullock, WR 19 C.Conley, CB 20 L.Johnson, RB 25 H.Haskins, DB 29 J.Thompson, CB 30 T.Avery, DB 39 T.Mitchell, RB 40 D.Hilliard, LB 42 J.Jones, LS 46 M.Cox, DB 47 A.Adams, LB 56 M.Rice, DT 59 S.Okuyinonu, T 61 L.Clark, C/G 62 C.Levin, OL 75 D.Radunz, TE 81 A.Hooper, TE 85 C.Okonkwo, TE 86 K.Rader, DL 91 L.Murchison, DE 94 M.Edwards, DL 96 D.Autry, DE 97 K.Strong

Substitutions

DB 1 T.Smith, K 7 K.Fairbairn, TE 9 B.Jordan, P 11 C.Johnston, WR 15 C.Moore, WR 18 T.Johnson, DB 23 E.Murray, RB 28 R.Burkhead, DB 29 M.Stewart, LB 32 G.Wallow, RB 33 D.Ogunbowale, DB 35 G.Arnold, LB 43 N.Hewitt, LB 44 J.Reeves-Maybin, DL 45 O.Okoronkwo, LS 46 J.Weeks, LB 53 B.Cashman, OL 62 K.McDermott, OL 67 C.Heck, OL 79 J.Morrissey, TE 88 J.Akins, DL 90 J.Johnson, DL 91 R.Lopez, DL 94 D.Harris, DL 97 M.Addison

Did Not Play

QB 5 L.Woodside

Did Not Play

QB 3 K.Allen

Not Active

QB 17 R.Tannehill, DB 28 J.Kalu, DB 32 U.Amadi, FB 44 T.Carter, G 70 J.Roos, DT 90 N.Jones, OLB 99 R.Weaver

Not Active

WR 12 N.Collins, WR 17 J.Camp, DB 20 I.Yiadom, LB 49 J.Hansen, OL 60 A.Cann, OL 76 A.Deculus, DL 96 M.Collins

Field Goals (made () & missed)

R.Bullock	48WR (29)	K.Fairbairn	(43)			
		1	2	3	4	OT
VISITOR:	Tennessee Titans	0	7	7	3	0
HOME:	Houston Texans	0	3	0	7	0
						Total
						17
						10

Scoring Plays

Team	Qtr	Time	Play Description (Extra Point) (Drive Info)	Visitor	Home
Texans	2	10:40	K.Fairbairn 43 yd. Field Goal (4--13, 1:11)	0	3
Titans	2	4:20	D.Henry 29 yd. run (R.Bullock kick) (3-37, 0:53)	7	3
Titans	3	6:31	D.Henry 1 yd. run (R.Bullock kick) (9-65, 6:19)	14	3
Titans	4	11:08	R.Bullock 29 yd. Field Goal (12-81, 7:16)	17	3
Texans	4	0:17	D.Pierce 3 yd. pass from D.Mills (K.Fairbairn kick) (12-90, 3:46)	17	10

Paid Attendance: 68,467

Time: 2:51

Final Individual Statistics

Tennessee Titans								Houston Texans									
RUSHING								RUSHING									
	ATT	YDS	AVG	LG	TD			ATT	YDS	AVG	LG	TD					
D.Henry	32	219	6.8	41	2	D.Pierce		15	35	2.3	16	0					
D.Hilliard	8	83	10.4	30	0	D.Mills		3	8	2.7	6	0					
M.Willis	5	12	2.4	6	0												
Total	45	314	7.0	41	2	Total		18	43	2.4	16	0					
PASSING								PASSING									
	ATT	CMP	YDS	SK/YD	TD	LG	IN	RT		ATT	CMP	YDS	SK/YD	TD	LG	IN	RT
M.Willis	10	6	55	3/15	0	16	1	35.4	D.Mills	29	17	152	3/34	1	44	1	69.9
									R.Burkhead	1	0	0	0/0	0	0	0	39.6
Total	10	6	55	3/15	0	16	1	35.4	Total	30	17	152	3/34	1	44	1	67.6
PASS RECEIVING								PASS RECEIVING									
	TAR	REC	YDS	AVG	LG	TD			TAR	REC	YDS	AVG	LG	TD			
R.Woods	2	2	26	13.0	16	0	B.Cooks		6	4	73	18.3	44	0			
D.Hilliard	1	1	12	12.0	12	0	D.Pierce		5	3	16	5.3	7	1			
D.Henry	1	1	9	9.0	9	0	O.Howard		3	2	24	12.0	24	0			
A.Hooper	1	1	5	5.0	5	0	B.Jordan		5	2	19	9.5	16	0			
C.Okonkwo	2	1	3	3.0	3	0	T.Hairston		2	2	7	3.5	5	0			
C.Hollister	1	0	0	0.0	0	0	P.Dorsett		5	1	6	6.0	6	0			
							J.Akins		2	1	5	5.0	5	0			
							R.Burkhead		1	1	2	2.0	2	0			
							D.Ogunbowale		1	1	0	0.0	0	0			
Total	8	6	55	9.2	16	0	Total		30	17	152	8.9	44	1			
INTERCEPTIONS								INTERCEPTIONS									
	NO	YDS	AVG	LG	TD			NO	YDS	AVG	LG	TD					
K.Fulton	1	0	0.0	0	0	S.Nelson		1	33	33.0	33	0					
Total	1	0	0.0	0	0	Total		1	33	33.0	33	0					
PUNTING								PUNTING									
	NO	YDS	AVG	NET	TB	IN20	LG		NO	YDS	AVG	NET	TB	IN20	LG		
R.Stonehouse	5	242	48.4	40.8	1	4	57	C.Johnston	8	374	46.8	41.8	0	3	60		
Total	5	242	48.4	40.8	1	4	57	Total	8	374	46.8	41.8	0	3	60		
PUNT RETURNS								PUNT RETURNS									
	NO	YDS	AVG	FC	LG	TD		NO	YDS	AVG	FC	LG	TD				
R.Woods	4	40	10.0	3	16	0	D.King		3	18	6.0	1	12	0			
[DOWNED]	1	0	0.0	0	0	0	[TOUCHBACK]		1	0	0.0	0	0	0			
Total	4	40	10.0	3	16	0	Total		3	18	6.0	1	12	0			
KICKOFF RETURNS								KICKOFF RETURNS									
	NO	YDS	AVG	FC	LG	TD		NO	YDS	AVG	FC	LG	TD				
H.Haskins	1	17	17.0	0	17	0	T.Smith		2	39	19.5	0	20	0			
[TOUCHBACK]	1	0	0.0	0	0	0	[TOUCHBACK]		2	0	0.0	0	0	0			
Total	1	17	17.0	0	17	0	Total		2	39	19.5	0	20	0			

Tennessee Titans

FUMBLES												
	FUM	LOST	OWN-REC	YDS	TD	FORCED	OPP-REC	YDS	TD	OUT-BDS		
R.Woods	1	1	0	0	0	0	0	0	0	0		0
Total	1	1	0	0	0	0	0	0	0	0		0

Houston Texans

FUMBLES												
	FUM	LOST	OWN-REC	YDS	TD	FORCED	OPP-REC	YDS	TD	OUT-BDS		
T.Smith	0	0	0	0	0	1	0	0	0	0		0
D.Ogunbowale	0	0	0	0	0	0	1	0	0	0		0
Total	0	0	0	0	0	1	1	0	0	0		0

Final Team Statistics

	Visitor Titans	Home Texans
TOTAL FIRST DOWNS	16	10
By Rushing	13	4
By Passing	3	5
By Penalty	0	1
THIRD DOWN EFFICIENCY	4-12-33.3%	2-14-14.3%
FOURTH DOWN EFFICIENCY	1-1-100.0%	2-2-100.0%
TOTAL NET YARDS	354	161
Total Offensive Plays (inc. times thrown passing)	58	51
Average gain per offensive play	6.1	3.2
NET YARDS RUSHING	314	43
Total Rushing Plays	45	18
Average gain per rushing play	7.0	2.4
Tackles for a loss-number and yards	3-3	4-14
NET YARDS PASSING	40	118
Times thrown - yards lost attempting to pass	3-15	3-34
Gross yards passing	55	152
PASS ATTEMPTS-COMPLETIONS-HAD INTERCEPTED	10-6-1	30-17-1
Avg gain per pass play (inc.# thrown passing)	3.1	3.6
KICKOFFS Number-In End Zone-Touchbacks	4-3-2	3-1-1
PUNTS Number and Average	5-48.4	8-46.8
Had Blocked	0	0
FGs - PATs Had Blocked	0-0	0-0
Net Punting Average	40.8	41.8
TOTAL RETURN YARDAGE (Not Including Kickoffs)	40	51
No. and Yards Punt Returns	4-40	3-18
No. and Yards Kickoff Returns	1-17	2-39
No. and Yards Interception Returns	1-0	1-33
PENALTIES Number and Yards	6-35	6-45
FUMBLES Number and Lost	1-1	0-0
TOUCHDOWNS	2	1
Rushing	2	0
Passing	0	1
EXTRA POINTS Made-Attempts	2-2	1-1
Kicking Made-Attempts	2-2	1-1
FIELD GOALS Made-Attempts	1-2	1-1
RED ZONE EFFICIENCY	1-2-50%	1-2-50%
GOAL TO GO EFFICIENCY	1-1-100%	1-1-100%
SAFETIES	0	0
FINAL SCORE	17	10
TIME OF POSSESSION	34:48	25:12

Ball Possession And Drive Chart

Tennessee Titans

#	Time Recd	Time Lost	Time Poss	How Ball Obtained	Drive Began	# Play	Yds Gain	Yds Pen	Net Yds	1st Down	Last Scrm	How Given Up
1	15:00	11:27	3:33	Kickoff	TEN 25	6	40	5	45	1	HST 30	Missed FG
2	6:46	4:27	2:19	Interception	TEN 31	3	5	0	5	0	TEN 36	Punt
3	1:22	11:51	4:31	Punt	TEN 7	7	38	-15	23	2	TEN 30	Interception
4	10:40	6:57	3:43	Kickoff	TEN 18	5	23	0	23	1	TEN 41	Punt
5	5:13	4:20	0:53	Punt	HST 37	3	37	0	37	1	HST 29	Touchdown
6	1:53	0:14	1:39	Punt	TEN 17	8	40	0	40	3	HST 43	Punt
7	12:50	6:31	6:19	Punt	TEN 35	9	80	-15	65	3	* HST 1	Touchdown
8	3:24	11:08	7:16	Punt	TEN 9	12	81	0	81	5	* HST 10	Field Goal
9	9:07	7:03	2:04	Punt	TEN 31	3	5	0	5	0	TEN 36	Punt
10	6:17	4:03	2:14	Punt	50	3	6	0	6	0	HST 44	Punt
11	0:17	0:00	0:17	Kickoff	50	1	-1	0	-1	0	50	End of Game

(336) Average TEN 31

Houston Texans

#	Time Recd	Time Lost	Time Poss	How Ball Obtained	Drive Began	# Play	Yds Gain	Yds Pen	Net Yds	1st Down	Last Scrm	How Given Up
1	11:27	6:46	4:41	Missed FG	HST 38	8	28	0	28	2	TEN 34	Interception
2	4:27	2:49	1:38	Punt	HST 6	3	2	0	2	0	HST 8	Punt
3	2:49	1:22	1:27	Fumble	TEN 42	3	-3	-10	-13	0	HST 45	Punt
4	11:51	10:40	1:11	Interception	TEN 11	4	-13	0	-13	0	* TEN 24	Field Goal
5	6:57	5:13	1:44	Punt	HST 10	3	0	0	0	0	HST 10	Punt
6	4:20	1:53	2:27	Kickoff	HST 18	4	22	0	22	1	HST 40	Punt
7	0:14	0:00	0:14	Punt	HST 20	1	-1	0	-1	0	HST 20	End of Half
8	15:00	12:50	2:10	Kickoff	HST 25	4	12	0	12	1	HST 37	Punt
9	6:31	3:24	3:07	Kickoff	HST 25	4	17	5	22	2	HST 47	Punt
10	11:08	9:07	2:01	Kickoff	HST 25	3	5	-10	-5	0	HST 20	Punt
11	7:03	6:17	0:46	Punt	HST 19	3	-3	0	-3	0	HST 16	Punt
12	4:03	0:17	3:46	Punt	HST 10	12	95	-5	90	4	* TEN 3	Touchdown

(343) Average HST 29

* inside opponent's 20

Time of Possession by Quarter		1st	2nd	3rd	4th	OT	Total
Visitor	Tennessee Titans	7:14	9:24	9:43	8:27		34:48
Home	Houston Texans	7:46	5:36	5:17	6:33		25:12

Kickoff Drive No.-Start Average Titans: 2 - TEN 22 Texans: 4 - HST 23

Final Defensive Statistics

Tennessee Titans	Regular Defensive Plays											Special Teams					Misc				
	TKL	AST	COMB	SK	/ YDS	TFL	Q	IN	PD	FF	FR	TKL	AST	FF	FR	BL	TKL	AST	FF	FR	
D.Long	6	2	8	0	0	2	0	0	0	0	0	0	0	0	0	0	0	0	0	0	0
R.McCreary	4	2	6	0	0	0	0	0	0	0	0	0	0	0	0	0	0	0	0	0	0
T.Tart	3	1	4	0	0	1	1	0	0	0	0	0	0	0	0	0	0	0	0	0	0
K.Byard	3	1	4	0	0	0	0	0	0	0	0	0	0	0	0	0	0	0	0	0	0
Z.Cunningham	1	3	4	0	0	0	0	0	0	0	0	0	0	0	0	0	0	0	0	0	0
K.Fulton	2	1	3	0	0	1	0	1	2	0	0	0	0	0	0	0	0	0	0	0	0
B.Dupree	2	0	2	1	13	1	1	0	0	0	0	0	0	0	0	0	0	0	0	0	0
J.Simmons	2	0	2	1	12	2	1	0	0	0	0	0	0	0	0	0	0	0	0	0	0
D.Walker	2	0	2	1	9	1	1	0	0	0	0	0	0	0	0	0	0	0	0	0	0
D.Cole	2	0	2	0	0	0	0	0	0	0	0	0	0	0	0	0	0	0	0	0	0
A.Hooker	1	0	1	0	0	0	0	0	0	0	0	0	0	0	0	0	0	0	0	0	0
A.Adams	1	0	1	0	0	0	0	0	0	0	0	0	0	0	0	0	0	0	0	0	0
T.Mitchell	1	0	1	0	0	0	0	0	0	0	0	0	0	0	0	0	0	0	0	0	0
L.Johnson	1	0	1	0	0	0	0	0	0	0	0	0	0	0	0	0	0	0	0	0	0
L.Murchison	0	1	1	0	0	0	0	0	0	0	0	0	0	0	0	0	0	0	0	0	0
S.Okuayinonu	0	1	1	0	0	0	0	0	0	0	0	0	0	0	0	0	0	0	0	0	0
K.Strong	0	1	1	0	0	0	0	0	0	0	0	0	0	0	0	0	0	0	0	0	0
D.Autry	0	0	0	0	0	0	2	0	0	0	0	0	0	0	0	0	0	0	0	0	0
H.Haskins	0	0	0	0	0	0	0	0	0	0	0	3	0	0	0	0	0	0	0	0	0
D.Hilliard	0	0	0	0	0	0	0	0	0	0	0	1	0	0	0	0	0	0	0	0	0
J.Thompson	0	0	0	0	0	0	0	0	0	0	0	1	0	0	0	0	0	0	0	0	0
M.Willis	0	0	0	0	0	0	0	0	0	0	0	0	0	0	0	0	1	0	0	0	0
Total	31	13	44	3	34	8	6	1	2	0	0	5	0	0	0	0	1	0	0	0	0

TKL = Tackle AST = Assist COMB = Combined QH=QB Hit IN = Interception PD = Pass Defense FF = Forced Fumble FR = Fumble Recovery

Houston Texans	Regular Defensive Plays											Special Teams					Misc				
	TKL	AST	COMB	SK	/ YDS	TFL	QH	IN	PD	FF	FR	TKL	AST	FF	FR	BL	TKL	AST	FF	FR	
C.Harris	5	2	7	0	0	0	0	0	0	0	0	0	0	0	0	0	0	0	0	0	0
E.Murray	5	1	6	0	0	0	0	0	0	0	0	1	0	0	0	0	0	0	0	0	0
J.Pitre	5	1	6	0	0	2	0	0	0	0	0	0	0	0	0	0	0	0	0	0	0
C.Kirksey	4	2	6	0	0	0	0	0	0	0	0	0	0	0	0	0	0	0	0	0	0
M.Stewart	4	1	5	0	0	0	0	0	0	0	0	0	0	0	0	0	0	0	0	0	0
D.Stingley	3	2	5	0	0	0	0	0	0	0	0	0	0	0	0	0	0	0	0	0	0
D.King	1	3	4	0	0	0	0	0	0	0	0	0	0	0	0	0	0	0	0	0	0
J.Johnson	3	0	3	1	0	0	1	0	0	0	0	0	0	0	0	0	0	0	0	0	0
G.Wallow	1	2	3	0	0	0	0	0	0	0	0	1	0	0	0	0	0	0	0	0	0
O.Okoronkwo	1	2	3	0	0	0	0	0	0	0	0	0	0	0	0	0	0	0	0	0	0
R.Lopez	2	0	2	1	7	1	2	0	0	0	0	0	0	0	0	0	0	0	0	0	0
J.Hughes	2	0	2	1	8	2	1	0	0	0	0	0	0	0	0	0	0	0	0	0	0
S.Nelson	2	0	2	0	0	0	0	1	1	0	0	0	0	0	0	0	0	0	0	0	0
T.Booker	2	0	2	0	0	0	0	0	0	0	0	0	0	0	0	0	0	0	0	0	0
J.Owens	1	1	2	0	0	0	0	0	0	0	0	0	0	0	0	0	0	0	0	0	0
R.Green	1	1	2	0	0	0	0	0	0	0	0	0	0	0	0	0	0	0	0	0	0
D.Harris	0	2	2	0	0	0	0	0	0	0	0	0	0	0	0	0	0	0	0	0	0
K.Hinish	1	0	1	0	0	0	0	0	0	0	0	0	0	0	0	0	0	0	0	0	0
B.Cashman	0	1	1	0	0	0	0	0	0	0	0	0	1	0	0	0	0	0	0	0	0
N.Hewitt	0	1	1	0	0	0	0	0	0	0	0	0	0	0	0	0	0	0	0	0	0
T.Smith	0	0	0	0	0	0	0	0	0	0	0	1	0	1	0	0	0	0	0	0	0
D.Ogunbowale	0	0	0	0	0	0	0	0	0	0	0	1	0	0	1	0	0	0	0	0	0
J.Weeks	0	0	0	0	0	0	0	0	0	0	0	0	1	0	0	0	0	0	0	0	0
B.Jordan	0	0	0	0	0	0	0	0	0	0	0	0	0	0	0	0	1	0	0	0	0
Total	43	22	65	3	15	5	4	1	1	0	0	4	2	1	1	0	1	0	0	0	0

Play By Play

First Quarter

10/30/2022

HST wins the coin toss and elects to defer. TEN elects to Receive, and HST elects to defend the south goal.

K.Fairbairn kicks 65 yards from HST 35 to end zone, Touchback.

Tennessee Titans at 15:00

1-10-TEN 25 (15:00) D.Henry right guard to TEN 27 for 2 yards (D.Stingley).
 2-8-TEN 27 (14:22) D.Henry up the middle to HST 32 for 41 yards (S.Nelson). R1
 1-10-HST 32 (13:36) M.Willis sacked at HST 40 for -8 yards (J.Hughes).
 2-18-HST 40 (12:53) (Shotgun) D.Henry right tackle to HST 37 for 3 yards (J.Pitre).
 3-15-HST 37 (12:15) (Shotgun) M.Willis scrambles left end to HST 35 for 2 yards (B.Cashman; O.Okoronkwo).
 4-13-HST 35 (11:36) (Field Goal formation) PENALTY on HST, Defensive Too Many Men on Field, 5 yards, enforced at HST 35 - No Play.
 4-8-HST 30 (11:31) R.Bullock 48 yard field goal is No Good, Wide Right, Center-M.Cox, Holder-R.Stonehouse.

Houston Texans at 11:27

1-10-HST 38 (11:27) D.Mills pass short right to O.Howard to HST 38 for no gain (T.Tart).
 2-10-HST 38 (10:46) D.Pierce right end pushed ob at HST 49 for 11 yards (R.McCreary). R1
 1-10-HST 49 (10:10) D.Pierce right guard to TEN 48 for 3 yards (A.Hooker, Z.Cunningham).
 2-7-TEN 48 (9:30) (Shotgun) D.Mills pass short right to B.Cooks ran ob at TEN 42 for 6 yards (R.McCreary).
 3-1-TEN 42 (8:54) D.Pierce right tackle to TEN 39 for 3 yards (R.McCreary). R2
 1-10-TEN 39 (8:18) D.Mills pass short left to T.Hairston to TEN 37 for 2 yards (D.Cole).
 2-8-TEN 37 (7:37) D.Mills pass short right to B.Jordan to TEN 34 for 3 yards (D.Long; K.Fulton).
 3-5-TEN 34 (6:49) (Shotgun) D.Mills pass short left intended for B.Jordan INTERCEPTED by K.Fulton at TEN 31. K.Fulton to TEN 31 for no gain (B.Jordan).

Tennessee Titans at 6:46

1-10-TEN 31 (6:46) D.Henry right tackle to TEN 33 for 2 yards (C.Kirksey).
 2-8-TEN 33 (6:11) D.Henry left guard to TEN 33 for no gain (J.Pitre, G.Wallow).
 3-8-TEN 33 (5:29) (Shotgun) M.Willis pass short middle to C.Okonkwo to TEN 36 for 3 yards (C.Harris).
 4-5-TEN 36 (4:39) R.Stonehouse punts 53 yards to HST 11, Center-M.Cox. D.King to HST 18 for 7 yards (D.Hilliard).
 PENALTY on HST-E.Murray, Illegal Block Above the Waist, 5 yards, enforced at HST 11.
 Penalty on HST-M.Stewart, Illegal Block Above the Waist, declined.

Houston Texans at 4:27

1-10-HST 6 (4:27) D.Pierce right tackle to HST 6 for no gain (B.Dupree, Z.Cunningham).
 2-10-HST 6 (3:49) D.Pierce right tackle to HST 8 for 2 yards (T.Tart; Z.Cunningham).
 3-8-HST 8 (3:06) (Shotgun) D.Mills pass incomplete short left to B.Cooks.
 4-8-HST 8 (3:02) C.Johnston punts 54 yards to TEN 38, Center-J.Weeks. R.Woods to TEN 41 for 3 yards (T.Smith). FUMBLES (T.Smith), RECOVERED by HST-D.Ogunbowale at TEN 42.

Houston Texans at 2:49

1-10-TEN 42 (2:49) D.Mills pass short right to D.Pierce to TEN 38 for 4 yards (S.Okuayinonu). TEN-A.Hooker was injured during the play. He is Out.
 PENALTY on HST-J.McCray, Illegal Block Above the Waist, 10 yards, enforced at TEN 42 - No Play.
 1-20-HST 48 (2:24) (Shotgun) D.Mills pass incomplete short right to B.Jordan.
 2-20-HST 48 (2:21) D.Pierce right guard to HST 45 for -3 yards (J.Simmons).
 3-23-HST 45 (1:38) (Shotgun) D.Mills pass incomplete deep right to B.Cooks.
 4-23-HST 45 (1:29) C.Johnston punts 48 yards to TEN 7, Center-J.Weeks, fair catch by R.Woods.

Tennessee Titans at 1:22

1-10-TEN 7 (1:22) D.Henry left tackle to TEN 27 for 20 yards (J.Owens).
 PENALTY on TEN-N.Westbrook-Ikhine, Offensive Holding, 10 yards, enforced at TEN 20.
 1-7-TEN 10 (:55) PENALTY on TEN-A.Brewer, False Start, 5 yards, enforced at TEN 10 - No Play.
 Timeout #1 by TEN at 00:29.
 1-12-TEN 5 (:29) D.Henry right guard to TEN 7 for 2 yards (K.Hinish).

END OF QUARTER

	Score	Time Poss	First Downs				Efficiencies	
			R	P	X	T	3 Down	4 Down
Tennessee Titans	0	7:14	1	0	0	1	0/2	0/0
Houston Texans	0	7:46	2	0	0	2	1/4	0/0

Second Quarter

10/30/2022

Play By Play

Tennessee Titans continued.

2-10-TEN 7	(15:00) (Shotgun) M.Willis left guard to TEN 8 for 1 yard (S.Nelson).	
3-9-TEN 8	(14:18) (Shotgun) D.Hilliard up the middle to TEN 18 for 10 yards (J.Owens; C.Kirksey).	R2
<u>1-10-TEN 18</u>	(13:31) M.Willis pass short right to D.Henry to TEN 27 for 9 yards (C.Kirksey).	
2-1-TEN 27	(12:47) D.Henry right guard to TEN 30 for 3 yards (G.Wallow; D.Harris).	R3
<u>1-10-TEN 30</u>	(12:02) M.Willis pass short middle intended for C.Hollister INTERCEPTED by S.Nelson at TEN 44. S.Nelson ran ob at TEN 11 for 33 yards (M.Willis).	

Houston Texans at 11:51

1-10-TEN 11	(11:51) R.Burkhead pass incomplete short right to J.Akins.	
2-10-TEN 11	(11:46) C.Heck reported in as eligible. D.Mills pass incomplete short left to O.Howard.	
3-10-TEN 11	(11:42) (Shotgun) D.Mills sacked at TEN 24 for -13 yards (B.Dupree).	
4-23-TEN 24	(10:43) K.Fairbairn 43 yard field goal is GOOD, Center-J.Weeks, Holder-C.Johnston.	

TEN 0 HST 3, 4 plays, -13 yards, 1:11 drive, 4:20 elapsed

K.Fairbairn kicks 64 yards from HST 35 to TEN 1. H.Haskins to TEN 18 for 17 yards (D.Ogunbowale).

Tennessee Titans at 10:40, (1st play from scrimmage 10:35)

1-10-TEN 18	(10:35) D.Henry left guard to TEN 21 for 3 yards (J.Johnson).	
2-7-TEN 21	(9:52) (Shotgun) M.Willis pass short left to R.Woods to TEN 37 for 16 yards (C.Harris) [R.Lopez].	P4
<u>1-10-TEN 37</u>	(9:10) D.Henry up the middle to TEN 36 for -1 yards (J.Pitre).	
2-11-TEN 36	(8:30) (Shotgun) M.Willis sacked at TEN 36 for 0 yards (J.Johnson).	
3-11-TEN 36	(7:47) (Shotgun) M.Willis pass short right to A.Hooper to TEN 41 for 5 yards (D.King; D.Stingley).	
4-6-TEN 41	(7:06) R.Stonehouse punts 55 yards to HST 4, Center-M.Cox. D.King to HST 10 for 6 yards (J.Thompson).	

Houston Texans at 6:57

1-10-HST 10	(6:57) D.Pierce left tackle to HST 9 for -1 yards (D.Long, L.Murchison).	
2-11-HST 9	(6:15) D.Pierce up the middle to HST 10 for 1 yard (S.Okuayinonu; K.Strong).	
3-10-HST 10	(5:28) (Shotgun) D.Mills pass incomplete deep left to P.Dorsett (K.Fulton).	
4-10-HST 10	(5:22) C.Johnston punts 43 yards to TEN 47, Center-J.Weeks. R.Woods pushed ob at HST 37 for 16 yards (E.Murray).	

Tennessee Titans at 5:13

1-10-HST 37	(5:13) M.Willis pass incomplete deep right to C.Okonkwo.	
2-10-HST 37	(5:09) (Shotgun) D.Henry up the middle to HST 29 for 8 yards (C.Kirksey, J.Pitre).	
3-2-HST 29	(4:29) (Shotgun) D.Henry right guard for 29 yards, TOUCHDOWN.	R5
	R.Bullock extra point is GOOD, Center-M.Cox, Holder-R.Stonehouse.	

TEN 7 HST 3, 3 plays, 37 yards, 0:53 drive, 10:40 elapsed

R.Bullock kicks 66 yards from TEN 35 to HST -1. T.Smith to HST 18 for 19 yards (H.Haskins).

Houston Texans at 4:20, (1st play from scrimmage 4:15)

1-10-HST 18	(4:15) D.Pierce right end pushed ob at HST 34 for 16 yards (K.Byard).	R3
<u>1-10-HST 34</u>	(3:40) D.Pierce up the middle to HST 37 for 3 yards (T.Tart).	
2-7-HST 37	(3:03) (Shotgun) D.Mills pass short right to P.Dorsett ran ob at HST 43 for 6 yards.	
3-1-HST 43	(2:25) C.Heck reported in as eligible. D.Pierce right guard to HST 40 for -3 yards (T.Tart).	

Two-Minute Warning

4-4-HST 40	(2:00) C.Johnston punts 43 yards to TEN 17, Center-J.Weeks, fair catch by R.Woods.	
------------	--	--

Tennessee Titans at 1:53

1-10-TEN 17	(1:53) D.Henry right guard to TEN 25 for 8 yards (E.Murray).	
2-2-TEN 25	(1:32) (No Huddle, Shotgun) D.Henry right guard to TEN 28 for 3 yards (R.Green).	R6
<u>1-10-TEN 28</u>	(1:14) (No Huddle, Shotgun) M.Willis pass short right to R.Woods pushed ob at TEN 38 for 10 yards (D.Stingley).	P7
<u>1-10-TEN 38</u>	(1:09) (Shotgun) M.Willis scrambles right end ran ob at TEN 44 for 6 yards (C.Harris).	
2-4-TEN 44	(1:03) (Shotgun) M.Willis pass short right to D.Hilliard to HST 44 for 12 yards (D.King; C.Kirksey).	P8
	Timeout #2 by TEN at 00:54.	
<u>1-10-HST 44</u>	(:54) (Shotgun) D.Henry left guard to HST 36 for 8 yards (O.Okoronkwo).	
2-2-HST 36	(:37) (No Huddle, Shotgun) M.Willis pass incomplete deep right.	
3-2-HST 36	(:31) M.Willis sacked at HST 43 for -7 yards (R.Lopez).	
	Timeout #1 by HST at 00:20.	

Tennessee Titans vs Houston Texans at NRG Stadium

4-9-HST 43 (:20) R.Stonehouse punts 43 yards to end zone, Center-M.Cox, Touchback.

Houston Texans at 0:14

1-10-HST 20 (:14) D.Mills kneels to HST 19 for -1 yards.

END OF QUARTER

	Score	Time Poss	First Downs				Efficiencies	
			R	P	X	T	3 Down	4 Down
Tennessee Titans	7	9:24	4	3	0	7	2/4	0/0
Houston Texans	3	5:36	1	0	0	1	0/3	0/0

Third Quarter

10/30/2022

Play By Play

HST elects to Receive, and TEN elects to defend the North goal.

R.Bullock kicks 65 yards from TEN 35 to end zone, Touchback.

Houston Texans at 15:00

- 1-10-HST 25 (15:00) D.Mills pass short right to B.Jordan to HST 41 for 16 yards (R.McCreary; K.Byard) [D.Autry]. P4
- 1-10-HST 41 (14:20) D.Mills pass incomplete deep left to P.Dorsett. TEN-T.Tart was injured during the play.
- 2-10-HST 41 (14:15) D.Pierce left tackle to HST 34 for -7 yards (D.Long).
- 3-17-HST 34 (13:34) (Shotgun) D.Mills scrambles right end pushed ob at HST 37 for 3 yards (D.Long).
- 4-14-HST 37 (13:01) C.Johnston punts 48 yards to TEN 15, Center-J.Weeks. R.Woods to TEN 25 for 10 yards (G.Wallow).
PENALTY on HST-J.Owens, Offensive Holding, 10 yards, enforced at TEN 25.

Tennessee Titans at 12:50

- 1-10-TEN 35 (12:50) D.Henry left guard to TEN 41 for 6 yards (C.Harris).
- 2-4-TEN 41 (12:08) PENALTY on TEN-N.Petit-Frere, False Start, 5 yards, enforced at TEN 41 - No Play.
- 2-9-TEN 36 (11:46) (Shotgun) D.Hilliard right tackle pushed ob at HST 43 for 21 yards (D.Stingley). R9
- 1-10-HST 43 (11:10) D.Henry left tackle to HST 38 for 5 yards (J.Johnson).
- 2-5-HST 38 (10:34) D.Henry right end to HST 39 for -1 yards (J.Pitre).
- 3-6-HST 39 (9:51) (Shotgun) D.Hilliard left tackle pushed ob at HST 9 for 30 yards (C.Harris). R10
- 1-9-HST 9 (9:14) PENALTY on TEN-A.Brewer, False Start, 5 yards, enforced at HST 9 - No Play.
- 1-14-HST 14 (8:51) D.Henry right guard to HST 6 for 8 yards (E.Murray; D.Harris).
- 2-6-HST 6 (8:11) (Shotgun) PENALTY on TEN-D.Henry, False Start, 5 yards, enforced at HST 6 - No Play.
- 2-11-HST 11 (7:48) D.Henry left guard to HST 5 for 6 yards (J.Pitre, D.King).
- 3-5-HST 5 (7:04) (Shotgun) M.Willis left end pushed ob at HST 1 for 4 yards (E.Murray).
- 4-1-HST 1 (6:34) D.Radunz reported in as eligible. D.Henry right end for 1 yard, TOUCHDOWN. R11
R.Bullock extra point is GOOD, Center-M.Cox, Holder-R.Stonehouse.

TEN 14 HST 3, 9 plays, 65 yards, 6:19 drive, 8:29 elapsed

R.Bullock kicks 60 yards from TEN 35 to HST 5. T.Smith to HST 25 for 20 yards (H.Haskins).

Houston Texans at 6:31, (1st play from scrimmage 6:27)

- 1-10-HST 25 (6:27) D.Mills pass incomplete deep right to P.Dorsett.
PENALTY on TEN-T.Mitchell, Illegal Contact, 5 yards, enforced at HST 25 - No Play. X5
- 1-10-HST 30 (6:21) D.Mills pass deep left to O.Howard pushed ob at TEN 46 for 24 yards (R.McCreary). P6
- 1-10-TEN 46 (5:40) D.Pierce left guard to TEN 46 for no gain (Z.Cunningham).
- 2-10-TEN 46 (4:58) D.Mills pass short right to T.Hairston to TEN 41 for 5 yards (D.Cole, R.McCreary).
- 3-5-TEN 41 (4:11) (Shotgun) D.Mills sacked at HST 47 for -12 yards (J.Simmons).
- 4-17-HST 47 (3:31) C.Johnston punts 44 yards to TEN 9, Center-J.Weeks, fair catch by R.Woods.

Tennessee Titans at 3:24

- 1-10-TEN 9 (3:24) D.Henry right end to TEN 22 for 13 yards (G.Wallow). R12
- 1-10-TEN 22 (2:42) D.Henry left guard to TEN 34 for 12 yards (E.Murray). R13
- 1-10-TEN 34 (2:04) D.Henry left guard to TEN 45 for 11 yards (E.Murray). R14
- 1-10-TEN 45 (1:23) D.Hilliard up the middle to HST 49 for 6 yards (M.Stewart).
- 2-4-HST 49 (:39) D.Hilliard right tackle to HST 47 for 2 yards (C.Kirksey).

END OF QUARTER

	Score	Time Poss	First Downs				Efficiencies	
			R	P	X	T	3 Down	4 Down
Tennessee Titans	14	9:43	6	0	0	6	1/2	1/1
Houston Texans	3	5:17	0	2	1	3	0/2	0/0

Tennessee Titans continued.

3-2-HST 47	(15:00) D.Henry right end to HST 30 for 17 yards (D.King, M.Stewart).	R15
<u>1-10-HST 30</u>	(14:18) D.Hilliard left guard to HST 21 for 9 yards (M.Stewart).	
2-1-HST 21	(13:25) D.Henry up the middle to HST 13 for 8 yards (M.Stewart).	R16
<u>1-10-HST 13</u>	(12:41) D.Henry left guard to HST 11 for 2 yards (R.Lopez).	
2-8-HST 11	(11:59) D.Henry up the middle to HST 10 for 1 yard (E.Murray, R.Green).	
3-7-HST 10	(11:17) M.Willis pass incomplete short right.	
4-7-HST 10	(11:11) R.Bullock 29 yard field goal is GOOD, Center-M.Cox, Holder-R.Stonehouse.	

TEN 17 HST 3, 12 plays, 81 yards, 7:16 drive, 3:52 elapsed

R.Bullock kicks 65 yards from TEN 35 to end zone, Touchback.

Houston Texans at 11:08

1-10-HST 25	(11:08) D.Mills pass incomplete short middle to D.Pierce [T.Tart].
2-10-HST 25	(11:03) (Shotgun) D.Pierce up the middle to HST 48 for 23 yards (A.Adams). HST-J.McCray was injured during the play. His return is Questionable. PENALTY on HST-J.McCray, Offensive Holding, 10 yards, enforced at HST 25 - No Play.
2-20-HST 15	(10:40) (Shotgun) D.Mills pass short left to D.Ogunbowale to HST 15 for no gain (A.Adams).
3-20-HST 15	(9:55) (Shotgun) D.Mills pass short right to J.Akins to HST 20 for 5 yards (T.Mitchell).
4-15-HST 20	(9:20) C.Johnston punts 60 yards to TEN 20, Center-J.Weeks. R.Woods to TEN 31 for 11 yards (J.Weeks; B.Cashman).

Tennessee Titans at 9:07

1-10-TEN 31	(9:07) D.Henry left tackle to TEN 30 for -1 yards (J.Hughes).
2-11-TEN 30	(8:29) D.Henry right tackle to TEN 36 for 6 yards (M.Stewart).
3-5-TEN 36	(7:44) (Shotgun) D.Hilliard left tackle to TEN 36 for no gain (T.Booker, D.Stingley). Penalty on TEN-A.Brewer, Offensive Holding, declined.
4-5-TEN 36	(7:15) R.Stonehouse punts 57 yards to HST 7, Center-M.Cox. D.King to HST 19 for 12 yards (H.Haskins).

Houston Texans at 7:03

1-10-HST 19	(7:03) (Shotgun) D.Mills pass short left to B.Cooks to HST 16 for -3 yards (K.Fulton).
2-13-HST 16	(6:37) (No Huddle, Shotgun) D.Mills pass incomplete short middle to D.Pierce.
3-13-HST 16	(6:32) (Shotgun) D.Mills pass incomplete short right to B.Jordan [D.Autry].
4-13-HST 16	(6:28) C.Johnston punts 34 yards to 50, Center-J.Weeks, downed by HST-J.Weeks.

Tennessee Titans at 6:17

1-10-50	(6:17) D.Henry left tackle to HST 49 for 1 yard (O.Okoronkwo; C.Harris).
2-9-HST 49	(5:39) D.Henry left guard to HST 49 for no gain (N.Hewitt; C.Harris).
3-9-HST 49	(4:55) (Shotgun) D.Hilliard right guard to HST 44 for 5 yards (T.Booker).
4-4-HST 44	(4:09) R.Stonehouse punts 34 yards to HST 10, Center-M.Cox, fair catch by D.King.

Houston Texans at 4:03

1-10-HST 10	(4:03) (Shotgun) D.Pierce up the middle to HST 17 for 7 yards (L.Johnson).	
2-3-HST 17	(3:38) (No Huddle, Shotgun) D.Mills pass incomplete short right to P.Dorsett. Timeout #1 by HST at 03:33.	
3-3-HST 17	(3:33) (Shotgun) D.Mills pass short right to R.Burkhead pushed ob at HST 19 for 2 yards (D.Long).	
4-1-HST 19	(3:27) D.Pierce left end to HST 22 for 3 yards (K.Fulton, D.Long).	R7
<u>1-10-HST 22</u>	(2:58) (No Huddle, Shotgun) D.Mills sacked at HST 13 for -9 yards (D.Walker).	
2-19-HST 13	(2:24) (No Huddle, Shotgun) D.Mills pass short middle to D.Pierce to HST 20 for 7 yards (D.Long).	

Two-Minute Warning

3-12-HST 20	(2:00) (Shotgun) D.Mills pass short right to D.Pierce to HST 26 for 6 yards (D.Walker).	
4-6-HST 26	(1:31) (No Huddle, Shotgun) D.Mills pass deep right to B.Cooks to TEN 48 for 26 yards (K.Byard).	P8
<u>1-10-TEN 48</u>	(1:05) (No Huddle, Shotgun) PENALTY on HST-K.McDermott, False Start, 5 yards, enforced at TEN 48 - No Play. Timeout #2 by HST at 01:05.	
1-15-HST 47	(1:05) (Shotgun) D.Mills scrambles left end to TEN 47 for 6 yards (D.Long).	
2-9-TEN 47	(:45) (No Huddle, Shotgun) D.Mills pass incomplete short left to P.Dorsett.	
3-9-TEN 47	(:41) (Shotgun) D.Mills pass deep right to B.Cooks to TEN 3 for 44 yards (K.Byard). Timeout #3 by HST at 00:21.	P9

Tennessee Titans vs Houston Texans at NRG Stadium

Timeout #1 by TEN at 00:21.

1-3-TEN 3

(:21) (Shotgun) D.Mills pass short right to D.Pierce for 3 yards, TOUCHDOWN.

P10

K.Fairbairn extra point is GOOD, Center-J.Weeks, Holder-C.Johnston.

TEN 17 HST 10, 12 plays, 90 yards, 3:46 drive, 14:43 elapsed

K.Fairbairn kicks onside 15 yards from HST 35 to 50. R.Woods (didn't try to advance) to 50 for no gain.

Tennessee Titans at 0:17, (1st play from scrimmage 0:16)

1-10-50 (:16) M.Willis kneels to TEN 49 for -1 yards.

END OF QUARTER

	Score	Time Poss	First Downs				Efficiencies	
			R	P	X	T	3 Down	4 Down
Tennessee Titans	17	8:27	2	0	0	2	1/4	0/0
Houston Texans	10	6:33	1	3	0	4	1/5	2/2

Miscellaneous Statistics Report

Tennessee Titans vs Houston Texans
10/30/2022 at NRG Stadium

Ten Longest Plays for Tennessee Titans

Yards	Qtr	Play Start	Play Description
41	1	2-8-TEN 27	(14:22) D.Henry up the middle to HST 32 for 41 yards (S.Nelson).
30	3	3-6-HST 39	(9:51) (Shotgun) D.Hilliard left tackle pushed ob at HST 9 for 30 yards (C.Harris).
29	2	3-2-HST 29	(4:29) (Shotgun) D.Henry right guard for 29 yards, TOUCHDOWN.
21	3	2-9-TEN 36	(11:46) (Shotgun) D.Hilliard right tackle pushed ob at HST 43 for 21 yards (D.Stingley).
17	4	3-2-HST 47	(15:00) D.Henry right end to HST 30 for 17 yards (D.King, M.Stewart).
16	2	2-7-TEN 21	(9:52) (Shotgun) M.Willis pass short left to R.Woods to TEN 37 for 16 yards (C.Harris) [R.Lopez].
13	3	1-10-TEN 9	(3:24) D.Henry right end to TEN 22 for 13 yards (G.Wallow).
12	2	2-4-TEN 44	(1:03) (Shotgun) M.Willis pass short right to D.Hilliard to HST 44 for 12 yards (D.King; C.Kirksey).
12	3	1-10-TEN 22	(2:42) D.Henry left guard to TEN 34 for 12 yards (E.Murray).
11	3	1-10-TEN 34	(2:04) D.Henry left guard to TEN 45 for 11 yards (E.Murray).

Ten Longest Plays for Houston Texans

Yards	Qtr	Play Start	Play Description
44	4	3-9-TEN 47	(:41) (Shotgun) D.Mills pass deep right to B.Cooks to TEN 3 for 44 yards (K.Byard).
26	4	4-6-HST 26	(1:31) (No Huddle, Shotgun) D.Mills pass deep right to B.Cooks to TEN 48 for 26 yards (K.Byard).
24	3	1-10-HST 30	(6:21) D.Mills pass deep left to O.Howard pushed ob at TEN 46 for 24 yards (R.McCreary).
16	2	1-10-HST 18	(4:15) D.Pierce right end pushed ob at HST 34 for 16 yards (K.Byard).
16	3	1-10-HST 25	(15:00) D.Mills pass short right to B.Jordan to HST 41 for 16 yards (R.McCreary; K.Byard) [D.Autry].
11	1	2-10-HST 38	(10:46) D.Pierce right end pushed ob at HST 49 for 11 yards (R.McCreary).
7	4	1-10-HST 10	(4:03) (Shotgun) D.Pierce up the middle to HST 17 for 7 yards (L.Johnson).
7	4	2-19-HST 13	(2:24) (No Huddle, Shotgun) D.Mills pass short middle to D.Pierce to HST 20 for 7 yards (D.Long).
6	1	2-7-TEN 48	(9:30) (Shotgun) D.Mills pass short right to B.Cooks ran ob at TEN 42 for 6 yards (R.McCreary).
6	2	2-7-HST 37	(3:03) (Shotgun) D.Mills pass short right to P.Dorsett ran ob at HST 43 for 6 yards.

Touchdown Scoring Information

		Offense	Defense	Special Teams
VISITOR	Tennessee Titans	2	0	0
HOME	Houston Texans	1	0	0

Player Scoring Information

Club	Player	TD	Rush TD	Rec TD	KO TD	Punt TD	Int TD	Fum TD	Misc TD	FG	XP	2Pt Rush	2Pt Rec	Sfty	Points
TEN	D.Henry	0	2	0	0	0	0	0	0	0	0	0	0	0	12
TEN	R.Bullock	0	0	0	0	0	0	0	0	1	2	0	0	0	5
HST	D.Pierce	0	0	1	0	0	0	0	0	0	0	0	0	0	6
HST	K.Fairbairn	0	0	0	0	0	0	0	0	1	1	0	0	0	4

Possession Detail

	First Half		Second Half		Game	
	Visitor	Home	Visitor	Home	Visitor	Home
Largest Lead	4	3	14	0	14	3
Drives Leading	1	1	5	0	6	1
Time of Possession Leading	1:39	1:44	18:10	0:00	19:49	1:44
Largest Deficit	-3	-4	0	-14	-3	-14
Drives Trailing	2	2	0	5	2	7
Time of Possession Trailing	4:36	2:41	0:00	11:50	4:36	14:31
Times Score Tied Up		0		0		0
Lead Changes		2		0		2

L Clark	T	5	19%	J Weeks	LS	10	37%
C Levin	C	5	19%	K Fairbairn	K	5	19%
				J Morrissey	C	1	4%

2022 TENNESSEE TITANS REGULAR SEASON STATISTICS

Won 5, Lost 2

Date	W-L	Score	OT	Opponent	Attendance
09/11	L	20-21		N.Y. Giants	67,805
09/19	L	7-41		at Buffalo	70,683
09/25	W	24-22		Las Vegas	68,649
10/02	W	24-17		at Indianapolis	65,781
10/09	W	21-17		at Washington	51,836
10/23	W	19-10		Indianapolis	69,459
10/30	W	17-10		at Houston	68,467
11/06				at Kansas City	
11/13				Denver	
11/17				at Green Bay	
11/27				Cincinnati	
12/04				at Philadelphia	
12/11				Jacksonville	
12/18				at L.A. Chargers	
12/24				Houston	
12/29				Dallas	
01/08				at Jacksonville	

Statistic	Tenn.	Opp.
Total First Downs	116	131
Rushing	47	40
Passing	56	79
Penalty	13	12
3rd Down: Made/Att	30/83	22/86
3rd Down Pct.	36.1	25.6
4th Down: Made/Att	3/4	10/12
4th Down Pct.	75.0	83.3
Possession Avg.	30:33	29:27
Total Net Yards	1999	2407
Avg. Per Game	285.6	343.9
Total Plays	397	424
Avg. Per Play	5.0	5.7
Net Yards Rushing	966	624
Avg. Per Game	138.0	89.1
Total Rushes	220	150
Net Yards Passing	1033	1783
Avg. Per Game	147.6	254.7
Sacked/Yards Lost	17/125	19/139
Gross Yards	1158	1922
Att./Completions	160/102	255/172
Completion Pct.	63.8	67.5
Had Intercepted	4	7
Punts/Average	35/54.0	33/44.3
Net Punting Avg.	35/45.7	33/40.0
Penalties/Yards	45/381	48/332
Fumbles/Ball Lost	8/5	10/4
Touchdowns	15	16
Rushing	8	1
Passing	6	14
Returns	1	1

Score By Periods	Q1	Q2	Q3	Q4	OT	PTS
Team	45	57	21	9	0	132
Opponents	13	37	61	27	0	138

Scoring	TD	Rush	Rec	Ret	K-PAT	FG	S	PTS
Bullock	0	0	0	0	15/15	9/11	0	42
Henry	7	7	0	0			0	42
Hilliard	3	0	3	0			0	18
Adams	1	0	0	1			0	6
Okonkwo	1	0	1	0			0	6
Swaim	1	0	1	0			0	6
Tannehill	1	1	0	0			0	6
Woods	1	0	1	0			0	6
Team	15	8	6	1	15/15	9/11	0	132
Opponents	16	1	14	1	13/13	9/10	0	138

2-Pt Conv: TM 0-0, OPP 1-3

Sacks: Simmons 5.5, Autry 5, Weaver 4, Dupree 3, Walker 1, Okuayinonu 0.5, **TM 19, OPP 17**

FUM/Lost: Philips 2/2, Tannehill 2/1, Henry 1/0, Hooker 1/0, Willis 1/1, Woods 1/1

Passing	Att	Cmp	Yds	Cmp%	Yds/Att	TD	TD%	Int	Int%	Long	Sack/Lost	Rating
Tannehill	146	95	1097	65.1	7.51	6	4.1	3	2.1	61	14/110	92.8
Willis	14	7	61	50.0	4.36	0	0.0	1	7.1	16	3/15	32.1
Team	160	102	1158	63.8	7.24	6	3.8	4	2.5	61	17/125	87.4
Opponents	255	172	1922	67.5	7.54	14	5.5	7	2.7	75t	19/139	96.6

Rushing	No.	Yds	Avg	Long	TD
Henry	166	755	4.5	41	7
Hilliard	14	109	7.8	30	0
Haskins	9	37	4.1	9	0
Tannehill	19	29	1.5	9	1
Willis	9	28	3.1	8	0
Burks	2	12	6.0	8	0
Okonkwo	1	-4	-4.0	-4	0
Team	220	966	4.4	41	8
Opponents	150	624	4.2	68	1

Receiving	No.	Yds	Avg	Long	TD
Woods	22	256	11.6	41	1
Henry	14	140	10.0	24	0
Hilliard	13	144	11.1	31	3
Burks	10	129	12.9	27	0
Hooper	10	116	11.6	23	0
Philips	8	78	9.8	21	0
Westbrook-Ikhine	7	138	19.7	61	0
Swaim	7	43	6.1	13	1
Okonkwo	5	52	10.4	23	1
Hollister	3	54	18.0	27	0
Haskins	2	5	2.5	5	0
Kinsey	1	3	3.0	3	0
Team	102	1158	11.4	61	6
Opponents	172	1922	11.2	75t	14

Interceptions	No.	Yds	Avg	Long	TD
Long	2	4	2.0	4	0
Adams	1	76	76.0	76t	1
Byard	1	24	24.0	24	0
Fulton	1	0	0.0	0	0
Hooker	1	0	0.0	0	0
Tart	1	0	0.0	0	0
Team	7	104	14.9	76t	1
Opponents	4	89	22.3	43t	1

Punting	No.	Yds	Avg	Net	TB	In	Lg	B
Stonehouse	35	1889	54.0	45.7	3	15	70	0
Team	35	1889	54.0	45.7	3	15	70	0
Opponents	33	1462	44.3	40.0	1	14	69	0

Punt Returns	Ret	FC	Yds	Avg	Long	TD
Woods	6	8	61	10.2	21	0
Philips	5	2	62	12.4	46	0
Hooker	1	0	0	0.0	0	0
Team	12	10	123	10.3	46	0
Opponents	23	5	230	10.0	24	0

Kickoff Returns	No.	Yds	Avg	Long	TD
Haskins	10	236	23.6	37	0
Cannon	2	33	16.5	19	0
Team	12	269	22.4	37	0
Opponents	11	197	17.9	24	0

Field Goals	1-19	20-29	30-39	40-49	50+
Bullock	0/0	4/4	1/1	4/6	0/0
Team	0/0	4/4	1/1	4/6	0/0
Opponents	0/0	2/2	3/3	2/2	2/3

Bullock: (46G,23G,47N)()(48G)(44G)()(27G,28G, 38G,48G)(48N,29G)
 OPP: ()(49G,37G)(21G,32G,35G)(27G,51N)(50G)(50G) (43G)

TITANS FALL 20-17 TO THE CHIEFS IN OVERTIME

**BY JIM WYATT
TENNESSEETITANS.COM
NOVEMBER 6, 2022**

KANSAS CITY – The Titans let one get away here last night against the Chiefs.

A decided underdog, the Titans led for a good chunk of the game at Arrowhead Stadium.

But the Chiefs rallied to win 20-17 in overtime, and they snapped Tennessee's five-game winning streak in the process.

"It's very disappointing," Titans coach Mike Vrabel said. "I feel terrible for the players that compete, that put so much into this and play through pain, through discomfort, through any situation. I am lucky that I get to coach them – they fight.

"There's no moral victories, that's the thing I want to make clear. We came over here to win, and that's all we were thinking about doing."

The Titans led 17-9 late in the fourth quarter, but the Chiefs tied the game 17-17 with 2:58 left in the fourth quarter on a 14-yard touchdown run by Patrick Mahomes, and then a two-point conversion run by Mahomes.

The Chiefs then took a 20-17 lead with a 28-yard field goal by kicker Harrison Butker with 4:04 left in overtime.

The Titans had a possession in overtime, but they couldn't do anything with the ball.

"We are just proud of how we played," Titans safety Kevin Byard said. "I don't know how many plays we played on defense – probably like 100 or something like that. We gave up a ton of yards, but we battled our asses off. We kept us in the game the majority of the game against an explosive offense.

"I told them when I walked to the sideline when they kicked the field goal – 'Hey, ... I can't ask for nothing more. Everybody was out there battling. Guys were injured, giving everything they've got, and that's all I can ask for at the end of the day.'"

Malik Willis made his second career start for the Titans in place of an injured Ryan Tannehill.

Willis completed 5-of-16 passes in the contest for 80 yards, and he also ran for 40 yards on eight carries. Willis saw receivers let catchable deep balls escape their grasp in a game when he was sacked three times.

Running back Derrick Henry went over the 100-yard mark for the fifth straight game, this time finishing with 115 yards and two touchdowns on 17 carries.

But the Titans dropped to 5-3 with the loss on a night when Mahomes completed 43-of-68 passes for 446 yards with a touchdown. Titans cornerback Roger McCreary picked off Mahomes in the contest.

"More than anything, I am proud of the guys for the way they fought," Willis said. "We didn't give up regardless of the situation, and I am super-proud of the guys. We didn't come out on top this time, but it's something to learn from."

The Titans were a resilient bunch on defense.

Early on, the defense rose up early after Kansas City put together a long drive to start the game, holding the Chiefs to a 24-yard field goal by Butker after they'd held the ball over eight minutes on a 15-play, 69-yard drive.

The Titans turned in an explosive play on their first offensive play – a 48-yard completion from Willis to rookie tight end Chig Okonkwo. But the drive stalled, and the Titans were forced to punt.

On Kansas City's next possession, Mahomes connected with Mecole Hardman for a seven-yard touchdown pass, which made it 9-0. The Titans appeared to be on the verge of getting another stop, but a missed tackle by McCreary on Hardman allowed him to score.

But the Titans answered back with a beautiful seven-play, 74-yard drive of their own, and capped it off with a four-yard touchdown run by Henry. Willis connected with tight end Austin Hooper on a 16-yard completion on the drive, and he also ran twice for 25 yards on the possession. Henry put the Titans inside the red zone on a 24-yard run.

When the Titans got the ball back, they scored again – on another touchdown run by Henry, this one from one-yard out. The five-play, 79-yard drive gave the Titans a 14-9 lead. The drive featured a 56-yard run by Henry, who broke Earl Campbell franchise record for rushing touchdowns with the 74th touchdown run of his career.

Early in the second half, the Titans extended their lead to 17-9 on a 44-yard field goal by kicker Randy Bullock. The field goal was set up by an interception by McCreary, who hauled in the Mahomes pass after it went off of Kelce's hands.

The Titans continued to play bend-but-don't-break defense in the third quarter, as they stopped a Kansas City drive, and then saw a 47-yard field goal attempt by Butker sail wide, and the score remained 17-9 with 5:17 left in the third quarter.

For the longest time, it looked like the Titans might pull off the upset.

Then came the disappointing finish.

The Titans return to action on Sunday against the Broncos at Nissan Stadium.

"This one is tough, for sure," Titans defensive lineman Jeffery Simmons said. "We will see them in the playoffs again. One play could have changed this game, especially

in overtime. Our mindset is: How can we make that one play? But I am proud of the team – we fought 'til the end."

###

National Football League Game Summary

NFL Copyright © 2022 by The National Football League. All rights reserved. This summary and play-by-play is for the express purpose of assisting media in their coverage of the game; any other use of this material is prohibited without the written permission of the National Football League.

Date: Sunday, 11/6/2022

Tennessee Titans at Kansas City Chiefs
at GEHA Field at Arrowhead Stadium, Kansas City, MO

Start Time: 7:22 PM CST

Game Day Weather

Temp: 58° F (14.4° C) Humidity: 40%, Wind: NNW 14 mph

Played Open Stadium on Turf: Natural Grass

Officials

Referee: Blakeman, Clete (34)	Umpire: Slaughter, Tab (110)	Down Judge: McKenzie, Dana (8)
Line Judge: Mapp, Julian (10)	Field Judge: Brown, Terry (43)	Side Judge: Pham, Lo van (99)
Back Judge: Paganelli, Perry (46)	Replay Official: Adams, Chad (0)	

Lineups

Tennessee Titans			Kansas City Chiefs				
Offense		Defense	Offense		Defense		
TE 81	A.Hooper	NT 93	T.Tart	TE 87	T.Kelce	DE 56	G.Karlaftis
LT 71	D.Daley	DT 98	J.Simmons	TE 83	N.Gray	DT 91	D.Nnadi
LG 55	A.Brewer	OLB 48	B.Dupree	LT 57	O.Brown	DT 95	C.Jones
C 60	B.Jones	ILB 51	D.Long	LG 62	J.Thuney	DE 8	C.Dunlap
RG 64	N.Davis	ILB 41	Z.Cunningham	C 52	C.Humphrey	LB 32	N.Bolton
RT 78	N.Petit-Frere	OLB 96	D.Autry	RG 65	T.Smith	LB 50	W.Gay
TE 87	G.Swaim	DB 28	J.Kalu	RT 77	A.Wylie	LB 54	L.Chenal
TE 85	C.Okonkwo	CB 21	R.McCreary	WR 19	K.Toney	CB 38	L.Sneed
WR 8	C.Hollister	S 31	K.Byard	WR 9	J.Smith-Schuster	CB 21	T.McDuffie
QB 7	M.Willis	S 47	A.Adams	QB 15	P.Mahomes	S 22	J.Thornhill
RB 22	D.Henry	CB 26	K.Fulton	RB 10	I.Pacheco	S 20	J.Reid

Substitutions

WR 2 R.Woods, CB 3 C.Farley, P 4 R.Stonehouse, K 14 R.Bullock, WR 15 N.Westbrook-Ikhine, WR 19 C.Conley, CB 20 L.Johnson, RB 25 H.Haskins, DB 29 J.Thompson, CB 30 T.Avery, DB 39 T.Mitchell, RB 40 D.Hilliard, LB 42 J.Jones, LS 46 M.Cox, LB 53 D.Cole, LB 56 M.Rice, T 61 L.Clark, C/G 62 C.Levin, OL 75 D.Radunz, TE 86 K.Rader, DT 90 N.Jones, DL 91 L.Murchison, DE 94 M.Edwards, DL 95 D.Walker, OLB 99 R.Weaver

Substitutions

RB 1 J.McKinnon, P 5 T.Townsend, S 6 B.Cook, K 7 H.Butker, WR 11 M.Valdes-Scantling, WR 17 M.Hardman, DB 23 J.Williams, WR 24 S.Moore, RB 25 C.Edwards-Helaire, DB 26 D.Bush, CB 29 C.Lammons, CB 35 Ja.Watson, LS 41 J.Winchester, LB 43 J.Cochrane, FB 45 M.Burton, LB 47 D.Harris, DE 51 M.Danna, T 70 P.Wanogho, G 73 N.Allegretti, T 74 G.Christian, WR 84 Ju.Watson, WR 85 M.Kemp, DT 90 T.Stallworth, DE 94 M.Herring, DT 99 K.Saunders

Did Not Play

QB 5 L.Woodside

Did Not Play

QB 4 C.Henne

Not Active

QB 17 R.Tannehill, DB 37 A.Hooker, FB 44 T.Carter, DT 59 S.Okuayinonu, G 70 J.Roos, DE 97 K.Strong

Not Active

RB 2 R.Jones, QB 12 S.Buechele, S 13 N.Johnson, DE 59 J.Kaindoh, T 75 D.Kinnard, TE 88 J.Fortson

Field Goals (made () & missed)

R.Bullock (44)		H.Butker (23)		47WR (28)			
		1	2	3	4	OT	Total
VISITOR:	Tennessee Titans	0	14	3	0	0	17
HOME:	Kansas City Chiefs	3	6	0	8	3	20

Scoring Plays

Team	Qtr	Time	Play Description (Extra Point) (Drive Info)	Visitor	Home
Chiefs	1	6:47	H.Butker 23 yd. Field Goal (15-69, 8:13)	0	3
Chiefs	2	14:55	M.Hardman 7 yd. pass from P.Mahomes (kick failed, wl) (9-79, 4:30)	0	9
Titans	2	10:48	D.Henry 4 yd. run (R.Bullock kick) (7-74, 4:07)	7	9
Titans	2	5:24	D.Henry 1 yd. run (R.Bullock kick) (5-79, 2:50)	14	9
Titans	3	9:58	R.Bullock 44 yd. Field Goal (4-8, 1:29)	17	9
Chiefs	4	2:56	P.Mahomes 14 yd. run (P.Mahomes run) (13-93, 6:58)	17	17
Chiefs	5	4:04	H.Butker 28 yd. Field Goal (13-64, 5:56)	17	20

Paid Attendance: 73,475

Time: 3:29

Final Team Statistics

	Visitor Titans	Home Chiefs
TOTAL FIRST DOWNS	9	29
By Rushing	6	5
By Passing	3	23
By Penalty	0	1
THIRD DOWN EFFICIENCY	1-11-9.1%	8-19-42.1%
FOURTH DOWN EFFICIENCY	0-1-0.0%	2-2-100.0%
TOTAL NET YARDS	229	499
Total Offensive Plays (inc. times thrown passing)	48	91
Average gain per offensive play	4.8	5.5
NET YARDS RUSHING	172	77
Total Rushing Plays	29	19
Average gain per rushing play	5.9	4.1
Tackles for a loss-number and yards	1-2	0-0
NET YARDS PASSING	57	422
Times thrown - yards lost attempting to pass	3-23	4-24
Gross yards passing	80	446
PASS ATTEMPTS-COMPLETIONS-HAD INTERCEPTED	16-5-0	68-43-1
Avg gain per pass play (inc.# thrown passing)	3.0	5.9
KICKOFFS Number-In End Zone-Touchbacks	5-4-3	5-2-1
PUNTS Number and Average	8-48.8	6-47.2
Had Blocked	0	0
FGs - PATs Had Blocked	0-0	0-0
Net Punting Average	41.4	42.0
TOTAL RETURN YARDAGE (Not Including Kickoffs)	15	59
No. and Yards Punt Returns	2-11	5-59
No. and Yards Kickoff Returns	4-72	2-39
No. and Yards Interception Returns	1-4	0-0
PENALTIES Number and Yards	8-51	10-69
FUMBLES Number and Lost	0-0	0-0
TOUCHDOWNS	2	2
Rushing	2	1
Passing	0	1
EXTRA POINTS Made-Attempts	2-2	1-2
Kicking Made-Attempts	2-2	0-1
Rushing Made-Attempts	0-0	1-1
FIELD GOALS Made-Attempts	1-1	2-3
RED ZONE EFFICIENCY	2-2-100%	2-4-50%
GOAL TO GO EFFICIENCY	1-1-100%	0-1-0%
SAFETIES	0	0
FINAL SCORE	17	20
TIME OF POSSESSION	26:23	41:28

Ball Possession And Drive Chart

Tennessee Titans

#	Time Recd	Time Lost	Time Poss	How Ball Obtained	Drive Began	# Play	Yds Gain	Yds Pen	Net Yds	1st Down	Last Scrm	How Given Up
1	6:47	4:25	2:22	Kickoff	TEN 18	4	48	-5	43	1	KC 39	Punt
2	14:55	10:48	4:07	Kickoff	TEN 26	7	70	4	74	4	* KC 4	Touchdown
3	8:14	5:24	2:50	Punt	TEN 21	5	79	0	79	3	* KC 1	Touchdown
4	3:55	1:52	2:03	Punt	TEN 39	4	11	-10	1	0	TEN 40	Punt
5	0:19	0:00	0:19	Punt	TEN 9	1	-1	0	-1	0	TEN 9	End of Half
6	15:00	12:33	2:27	Kickoff	TEN 16	3	12	-5	7	0	TEN 23	Punt
7	11:27	9:58	1:29	Interception	KC 34	4	8	0	8	0	KC 26	Field Goal
8	5:17	2:53	2:24	Missed FG	TEN 37	3	8	-10	-2	0	TEN 35	Punt
9	0:43	13:56	1:47	Punt	TEN 10	3	6	0	6	0	TEN 16	Punt
10	12:55	9:54	3:01	Punt	50	5	8	0	8	1	KC 42	Punt
11	2:56	1:47	1:09	Kickoff	TEN 17	3	-4	0	-4	0	TEN 13	Punt
12	0:35	0:05	0:30	Punt	TEN 30	3	0	0	0	0	TEN 30	Punt
13	4:04	2:09	1:55	Kickoff	TEN 25	4	-16	0	-16	0	TEN 9	Downs

(364) Average TEN 28

Kansas City Chiefs

#	Time Recd	Time Lost	Time Poss	How Ball Obtained	Drive Began	# Play	Yds Gain	Yds Pen	Net Yds	1st Down	Last Scrm	How Given Up
1	15:00	6:47	8:13	Kickoff	KC 26	15	84	-15	69	5	* TEN 5	Field Goal
2	4:25	14:55	4:30	Punt	KC 21	9	83	-4	79	4	* TEN 7	Touchdown
3	10:48	8:14	2:34	Kickoff	KC 25	5	17	-10	7	1	KC 32	Punt
4	5:24	3:55	1:29	Kickoff	KC 25	3	-4	0	-4	0	KC 21	Punt
5	1:52	0:19	1:33	Punt	KC 2	7	42	0	42	2	KC 44	Punt
6	12:33	11:27	1:06	Punt	KC 25	3	12	0	12	1	KC 37	Interception
7	9:58	5:17	4:41	Kickoff	KC 16	10	50	5	55	3	TEN 29	Missed FG
8	2:53	0:43	2:10	Punt	KC 40	4	8	0	8	1	KC 48	Punt
9	13:56	12:55	1:01	Punt	KC 11	3	1	0	1	0	KC 12	Punt
10	9:54	2:56	6:58	Punt	KC 7	13	93	0	93	7	* TEN 14	Touchdown
11	1:47	0:35	1:12	Punt	KC 36	7	11	0	11	1	KC 47	Punt
12	0:05	0:00	0:05	Punt	KC 40	2	33	0	33	1	KC 40	End of Half
13	10:00	4:04	5:56	Kickoff	KC 25	13	69	-5	64	3	* TEN 11	Field Goal

(299) Average KC 23

* inside opponent's 20

Time of Possession by Quarter		1st	2nd	3rd	4th	OT	Total
Visitor	Tennessee Titans	2:22	9:19	7:03	5:44	1:55	26:23
Home	Kansas City Chiefs	12:38	5:41	7:57	9:16	5:56	41:28
Kickoff Drive No.-Start Average		Titans: 5 - TEN 20			Chiefs: 5 - KC 23		

Final Defensive Statistics

Tennessee Titans	Regular Defensive Plays											Special Teams					Misc				
	TKL	AST	COMB	SK	/ YDS	TFL	QH	IN	PD	FF	FR	TKL	AST	FF	FR	BL	TKL	AST	FF	FR	
K.Byard	6	6	12	0	0	0	0	0	0	0	0	0	0	0	0	0	0	0	0	0	0
D.Long	6	4	10	0	0	0	1	0	0	0	0	0	0	0	0	0	0	0	0	0	0
J.Kalu	3	6	9	0	0	0	0	0	0	0	0	0	0	0	0	0	0	0	0	0	0
R.McCreary	6	2	8	0	0	0	0	1	1	0	0	0	0	0	0	0	0	0	0	0	0
A.Adams	6	1	7	0	0	0	0	0	0	0	0	0	0	0	0	0	0	0	0	0	0
D.Cole	4	2	6	0	0	0	0	0	0	0	0	0	2	0	0	0	0	0	0	0	0
T.Mitchell	4	2	6	0	0	0	0	0	0	0	0	0	0	0	0	0	0	0	0	0	0
K.Fulton	4	0	4	0	0	0	0	0	2	0	0	0	0	0	0	0	0	0	0	0	0
J.Simmons	3	1	4	0	0	0	0	0	1	0	0	0	0	0	0	0	0	0	0	0	0
Z.Cunningham	3	1	4	0	0	0	0	0	0	0	0	0	0	0	0	0	0	0	0	0	0
D.Autry	3	0	3	2	11	2	3	0	0	0	0	0	0	0	0	0	0	0	0	0	0
M.Edwards	2	0	2	1	6	1	2	0	0	0	0	0	0	0	0	0	0	0	0	0	0
D.Walker	1	1	2	1	7	1	2	0	0	0	0	0	0	0	0	0	0	0	0	0	0
N.Jones	1	1	2	0	0	0	0	0	0	0	0	0	0	0	0	0	0	0	0	0	0
B.Dupree	0	1	1	0	0	0	0	0	0	0	0	0	0	0	0	0	0	0	0	0	0
L.Johnson	0	1	1	0	0	0	0	0	0	0	0	0	0	0	0	0	0	0	0	0	0
T.Tart	0	1	1	0	0	0	0	0	0	0	0	0	0	0	0	0	0	0	0	0	0
R.Weaver	0	0	0	0	0	0	1	0	0	0	0	0	0	0	0	0	0	0	0	0	0
H.Haskins	0	0	0	0	0	0	0	0	0	0	0	3	1	0	0	0	0	0	0	0	0
T.Avery	0	0	0	0	0	0	0	0	0	0	0	1	0	0	0	0	0	0	0	0	0
M.Rice	0	0	0	0	0	0	0	0	0	0	0	1	0	0	0	0	0	0	0	0	0
C.Hollister	0	0	0	0	0	0	0	0	0	0	0	0	1	0	0	0	0	0	0	0	0
Total	52	30	82	4	24	4	9	1	4	0	0	5	4	0	0	0	0	0	0	0	0

TKL = Tackle AST = Assist COMB = Combined QH=QB Hit IN = Interception PD = Pass Defense FF = Forced Fumble FR = Fumble Recovery

Kansas City Chiefs	Regular Defensive Plays											Special Teams					Misc				
	TKL	AST	COMB	SK	/ YDS	TFL	QH	IN	PD	FF	FR	TKL	AST	FF	FR	BL	TKL	AST	FF	FR	
K.Saunders	3	3	6	1	12	1	1	0	0	0	0	0	0	0	0	0	0	0	0	0	0
L.Sneed	3	2	5	0	0	0	0	0	2	0	0	0	0	0	0	0	0	0	0	0	0
W.Gay	3	2	5	0	0	0	0	0	0	0	0	0	0	0	0	0	0	0	0	0	0
C.Dunlap	2	2	4	1.5	8.5	1	2	0	0	0	0	0	0	0	0	0	0	0	0	0	0
M.Danna	0	4	4	0	0	0	0	0	0	0	0	0	0	0	0	0	0	0	0	0	0
J.Reid	3	0	3	0	0	0	0	0	0	0	0	0	0	0	0	0	0	0	0	0	0
N.Bolton	1	2	3	0	0	1	0	0	0	0	0	0	0	0	0	0	0	0	0	0	0
J.Williams	2	0	2	0	0	1	0	0	0	0	0	0	0	0	0	0	0	0	0	0	0
T.McDuffie	1	1	2	0	0	0	0	0	1	0	0	0	0	0	0	0	0	0	0	0	0
T.Stallworth	1	1	2	0	0	0	0	0	0	0	0	0	0	0	0	0	0	0	0	0	0
G.Karlaftis	1	1	2	0	0	0	0	0	0	0	0	0	0	0	0	0	0	0	0	0	0
L.Chenal	1	1	2	0	0	0	0	0	0	0	0	0	0	0	0	0	0	0	0	0	0
C.Jones	0	2	2	0.5	2.5	0	1	0	0	0	0	0	0	0	0	0	0	0	0	0	0
D.Nnadi	0	2	2	0	0	0	0	0	0	0	0	0	0	0	0	0	0	0	0	0	0
B.Cook	1	0	1	0	0	0	0	0	0	0	0	1	1	0	0	0	0	0	0	0	0
J.Thornhill	1	0	1	0	0	0	0	0	0	0	0	0	0	0	0	0	0	0	0	0	0
M.Herring	0	1	1	0	0	0	0	0	0	0	0	0	0	0	0	0	0	0	0	0	0
Ja.Watson	0	0	0	0	0	0	0	0	1	0	0	0	0	0	0	0	0	0	0	0	0
D.Bush	0	0	0	0	0	0	0	0	0	0	0	2	1	0	0	0	0	0	0	0	0
M.Kemp	0	0	0	0	0	0	0	0	0	0	0	1	1	0	0	0	0	0	0	0	0
C.Lammons	0	0	0	0	0	0	0	0	0	0	0	0	1	0	0	0	0	0	0	0	0
J.Cochrane	0	0	0	0	0	0	0	0	0	0	0	0	1	0	0	0	0	0	0	0	0
T.Kelce	0	0	0	0	0	0	0	0	0	0	0	0	0	0	0	0	1	0	0	0	0
Total	23	24	47	3	23	4	4	0	4	0	0	4	5	0	0	0	1	0	0	0	0

Play By Play

First Quarter

11/6/2022

TEN wins the coin toss and elects to defer. KC elects to Receive, and TEN elects to defend the west goal.

R.Bullock kicks 65 yards from TEN 35 to KC 0. I.Pacheco to KC 26 for 26 yards (D.Cole; C.Hollister).

Kansas City Chiefs at 15:00, (1st play from scrimmage 14:55)

1-10-KC 26	(14:55) (Shotgun) P.Mahomes pass short right to K.Toney to KC 28 for 2 yards (J.Kalu, R.McCreary).	
2-8-KC 28	(14:21) (Shotgun) P.Mahomes pass short left to T.Kelce to KC 36 for 8 yards (D.Long; J.Kalu).	P1
<u>1-10-KC 36</u>	(13:41) (Shotgun) P.Mahomes pass short right to Ju.Watson ran ob at KC 42 for 6 yards.	
2-4-KC 42	(13:16) (Shotgun) P.Mahomes pass short left to T.Kelce pushed ob at TEN 48 for 10 yards (K.Byard) [D.Long].	P2
<u>1-10-TEN 48</u>	(12:39) I.Pacheco up the middle to TEN 46 for 2 yards (D.Cole, D.Long).	
2-8-TEN 46	(12:07) (Shotgun) P.Mahomes pass short middle to J.Smith-Schuster to TEN 34 for 12 yards (A.Adams).	P3
<u>1-10-TEN 34</u>	(11:33) (Shotgun) I.Pacheco left guard to TEN 22 for 12 yards (K.Fulton; A.Adams).	
	PENALTY on KC-T.Smith, Illegal Use of Hands, 10 yards, enforced at TEN 34 - No Play.	
1-20-TEN 44	(11:08) (Shotgun) P.Mahomes pass incomplete short left to C.Edwards-Helaire.	
2-20-TEN 44	(11:05) (Shotgun) P.Mahomes pass deep middle intended for S.Moore INTERCEPTED by K.Byard at TEN 12. K.Byard to TEN 14 for 2 yards (S.Moore).	
	PENALTY on TEN-R.Weaver, Defensive Offside, 5 yards, enforced at TEN 44 - No Play.	
2-15-TEN 39	(10:44) (Shotgun) P.Mahomes scrambles left guard to TEN 23 for 16 yards (A.Adams).	R4
<u>1-10-TEN 23</u>	(10:04) C.Edwards-Helaire left guard to TEN 23 for no gain (Z.Cunningham, B.Dupree).	
2-10-TEN 23	(9:28) (Shotgun) P.Mahomes pass short left to I.Pacheco to TEN 19 for 4 yards (Z.Cunningham).	
3-6-TEN 19	(8:48) (Shotgun) P.Mahomes pass short right to M.Hardman pushed ob at TEN 8 for 11 yards (T.Mitchell).	P5
<u>1-8-TEN 8</u>	(8:11) (Shotgun) P.Mahomes pass incomplete short left.	
2-8-TEN 8	(8:02) M.Hardman left end to TEN 5 for 3 yards (A.Adams).	
	PENALTY on KC-N.Gray, Offensive Holding, 10 yards, enforced at TEN 8 - No Play.	
2-18-TEN 18	(7:36) (Shotgun) P.Mahomes pass incomplete short middle to T.Kelce.	
3-18-TEN 18	(7:31) (Shotgun) P.Mahomes pass short middle to M.Hardman to TEN 5 for 13 yards (T.Mitchell).	
4-5-TEN 5	(6:50) H.Butker 23 yard field goal is GOOD, Center-J.Winchester, Holder-T.Townsend.	

TEN 0 KC 3, 15 plays, 69 yards, 1 penalty, 8:13 drive, 8:13 elapsed

H.Butker kicks 62 yards from KC 35 to TEN 3. H.Haskins to TEN 18 for 15 yards (D.Bush, C.Lammons).

Tennessee Titans at 6:47, (1st play from scrimmage 6:40)

1-10-TEN 18	(6:40) (Shotgun) M.Willis pass short right to C.Okonkwo to KC 34 for 48 yards (J.Reid).	P1
<u>1-10-KC 34</u>	(5:48) PENALTY on TEN-C.Okonkwo, False Start, 5 yards, enforced at KC 34 - No Play.	
1-15-KC 39	(5:26) D.Henry left guard to KC 39 for no gain (N.Bolton; D.Nnadi).	
2-15-KC 39	(4:49) (Shotgun) M.Willis pass incomplete deep right to R.Woods.	
3-15-KC 39	(4:44) (Shotgun) M.Willis pass incomplete deep right.	
4-15-KC 39	(4:35) R.Stonehouse punts 35 yards to KC 4, Center-M.Cox. Ju.Watson pushed ob at KC 21 for 17 yards (H.Haskins).	

Kansas City Chiefs at 4:25

1-10-KC 21	(4:25) P.Mahomes pass deep right to T.Kelce to KC 44 for 23 yards (R.McCreary).	P6
<u>1-10-KC 44</u>	(3:49) (Shotgun) I.Pacheco left end to KC 44 for no gain (J.Kalu).	
2-10-KC 44	(3:14) (Shotgun) P.Mahomes scrambles right end pushed ob at KC 47 for 3 yards (K.Byard).	
3-7-KC 47	(2:38) (Shotgun) P.Mahomes pass deep left to Ju.Watson to TEN 22 for 31 yards (K.Fulton).	P7
<u>1-10-TEN 22</u>	(2:12) (No Huddle, Shotgun) P.Mahomes pass incomplete short left to J.McKinnon.	
2-10-TEN 22	(2:08) (Shotgun) P.Mahomes pass short middle to K.Toney to TEN 12 for 10 yards (K.Byard).	P8
<u>1-10-TEN 12</u>	(1:28) (Shotgun) P.Mahomes pass short right to J.Smith-Schuster to TEN 3 for 9 yards (K.Byard; J.Kalu).	
2-1-TEN 3	(:46) (Shotgun) C.Edwards-Helaire right tackle to TEN 3 for no gain (R.McCreary, J.Simmons).	

END OF QUARTER

	Score	Time Poss	First Downs				Efficiencies	
			R	P	X	T	3 Down	4 Down
Tennessee Titans	0	2:22	0	1	0	1	0/1	0/0
Kansas City Chiefs	3	12:38	1	7	0	8	2/3	0/0

Play By Play

Second Quarter

11/6/2022

Kansas City Chiefs continued.

- 3-1-TEN 3 (15:00) PENALTY on KC-J.Thuney, False Start, 4 yards, enforced at TEN 3 - No Play.
- 3-5-TEN 7 (15:00) (Shotgun) P.Mahomes pass short right to M.Hardman for 7 yards, TOUCHDOWN.
H.Butker extra point is No Good, Wide Left, Center-J.Winchester, Holder-T.Townsend.

P9

TEN 0 KC 9, 9 plays, 79 yards, 4:30 drive, 0:05 elapsed

H.Butker kicks 55 yards from KC 35 to TEN 10. H.Haskins to TEN 26 for 16 yards (D.Bush; J.Cochrane).

Tennessee Titans at 14:55, (1st play from scrimmage 14:51)

- 1-10-TEN 26 (14:51) M.Willis pass short right to A.Hooper pushed ob at TEN 42 for 16 yards (J.Reid).
- 1-10-TEN 42 (14:17) D.Henry up the middle to TEN 46 for 4 yards (M.Danna; K.Saunders).
- 2-6-TEN 46 (13:39) (Shotgun) M.Willis right end to KC 37 for 17 yards (J.Williams).
- 1-10-KC 37 (12:57) D.Henry left guard to KC 13 for 24 yards (J.Reid).
- 1-10-KC 13 (12:12) D.Henry right end to KC 15 for -2 yards (J.Williams).
- 2-12-KC 15 (11:33) (Shotgun) M.Willis left end pushed ob at KC 8 for 7 yards (B.Cook).
- 3-5-KC 8 (10:55) (Shotgun) M.Willis pass incomplete short right to D.Hilliard.
PENALTY on KC-C.Jones, Defensive Offside, 4 yards, enforced at KC 8 - No Play.
- 3-1-KC 4 (10:51) (Shotgun) Direct snap to D.Henry. D.Henry right guard for 4 yards, TOUCHDOWN.
R.Bullock extra point is GOOD, Center-M.Cox, Holder-R.Stonehouse.

P2

R3

R4

R5

TEN 7 KC 9, 7 plays, 74 yards, 1 penalty, 4:07 drive, 4:12 elapsed

R.Bullock kicks 65 yards from TEN 35 to end zone, Touchback.

Kansas City Chiefs at 10:48

- 1-10-KC 25 (10:48) P.Mahomes pass short left to M.Burton to KC 34 for 9 yards (K.Fulton).
- 2-1-KC 34 (10:13) (Shotgun) I.Pacheco left tackle to KC 36 for 2 yards (D.Long).
- 1-10-KC 36 (9:36) (Shotgun) P.Mahomes pass incomplete short right [D.Walker].
- 2-10-KC 36 (9:30) (Shotgun) P.Mahomes pass incomplete short middle to J.Smith-Schuster [D.Autry].
- 3-10-KC 36 (9:26) (Shotgun) P.Mahomes pass short middle to T.Kelce to TEN 39 for 25 yards (K.Byard).
PENALTY on KC-A.Wylie, Offensive Holding, 10 yards, enforced at KC 36 - No Play.
- 3-20-KC 26 (9:00) (Shotgun) P.Mahomes pass short middle to J.McKinnon to KC 32 for 6 yards (L.Johnson; D.Long).
- 4-14-KC 32 (8:22) T.Townsend punts 47 yards to TEN 21, Center-J.Winchester, fair catch by R.Woods.

R10

Tennessee Titans at 8:14

- 1-10-TEN 21 (8:14) D.Henry right tackle to KC 23 for 56 yards (L.Sneed; T.McDuffie).
- 1-10-KC 23 (7:33) (Shotgun) D.Hilliard up the middle to KC 20 for 3 yards (N.Bolton; T.Stallworth).
- 2-7-KC 20 (6:51) (Shotgun) M.Willis pass deep left to A.Hooper to KC 2 for 18 yards (J.Thornhill).
- 1-2-KC 2 (6:08) D.Radunz reported in as eligible. D.Henry up the middle to KC 1 for 1 yard (T.Stallworth, D.Nnadi).
- 2-1-KC 1 (5:28) D.Radunz reported in as eligible. D.Henry left guard for 1 yard, TOUCHDOWN.
Penalty on KC-C.Jones, Defensive Offside, declined.
R.Bullock extra point is GOOD, Center-M.Cox, Holder-R.Stonehouse.

R6

P7

R8

TEN 14 KC 9, 5 plays, 79 yards, 2:50 drive, 9:36 elapsed

R.Bullock kicks 65 yards from TEN 35 to end zone, Touchback.

Kansas City Chiefs at 5:24

- 1-10-KC 25 (5:24) (Shotgun) I.Pacheco left guard to KC 26 for 1 yard (J.Simmons).
- 2-9-KC 26 (4:50) (Shotgun) P.Mahomes pass incomplete short left to T.Kelce (K.Fulton).
- 3-9-KC 26 (4:46) (Shotgun) P.Mahomes sacked at KC 21 for -5 yards (D.Autry).
- 4-14-KC 21 (4:06) T.Townsend punts 51 yards to TEN 28, Center-J.Winchester. R.Woods to TEN 39 for 11 yards (M.Kemp; B.Cook).

Tennessee Titans at 3:55

- 1-10-TEN 39 (3:55) (Shotgun) D.Henry right end to TEN 43 for 4 yards (L.Sneed).
- 2-6-TEN 43 (3:15) (Shotgun) M.Willis left end pushed ob at KC 46 for 11 yards (T.McDuffie).
PENALTY on TEN-C.Hollister, Illegal Block Above the Waist, 10 yards, enforced at TEN 45.
- 2-14-TEN 35 (2:50) (Shotgun) D.Hilliard right end to TEN 40 for 5 yards (C.Dunlap).
- 3-9-TEN 40 (2:09) (Shotgun) M.Willis pass incomplete deep right to C.Conley (Ja.Watson). KC-Ja.Watson was injured during the play. His return is Questionable.
- 4-9-TEN 40 (2:04) R.Stonehouse punts 57 yards to KC 3, Center-M.Cox, downed by TEN-K.Rader.

Tennessee Titans vs Kansas City Chiefs at GEHA Field at Arrowhead Stadium
PENALTY on KC-C.Lammons, Offensive Holding, 1 yard, enforced at KC 3.

Two-Minute Warning

Kansas City Chiefs at 1:52

- 1-10-KC 2 (1:52) (Shotgun) P.Mahomes pass short middle to J.Smith-Schuster to KC 7 for 5 yards (A.Adams; T.Mitchell).
- 2-5-KC 7 (1:17) (Shotgun) P.Mahomes pass short middle to T.Kelce to KC 16 for 9 yards (K.Byard). P11
- 1-10-KC 16 (1:01) (No Huddle, Shotgun) P.Mahomes pass short right to M.Hardman to KC 25 for 9 yards (T.Mitchell).
Timeout #1 by KC at 00:53.
- 2-1-KC 25 (:53) (Shotgun) P.Mahomes pass short left to J.McKinnon ran ob at KC 41 for 16 yards (R.McCreary). P12
Penalty on TEN-K.Fulton, Illegal Contact, declined.
- 1-10-KC 41 (:45) (Shotgun) P.Mahomes pass incomplete short left to T.Kelce.
- 2-10-KC 41 (:41) (Shotgun) P.Mahomes scrambles right end ran ob at TEN 48 for 11 yards (A.Adams).
The Replay Official reviewed the first down ruling, and the play was REVERSED.
(Shotgun) P.Mahomes scrambles right end ran ob at 50 for 9 yards (A.Adams).
- 3-1-50 (:34) (Shotgun) P.Mahomes sacked at KC 44 for -6 yards (D.Autry).
Timeout #1 by TEN at 00:26.
- 4-7-KC 44 (:26) T.Townsend punts 47 yards to TEN 9, Center-J.Winchester, downed by KC-C.Lammons.

Tennessee Titans at 0:19

- 1-10-TEN 9 (:19) M.Willis kneels to TEN 8 for -1 yards.

END OF QUARTER

	Score	Time Poss	First Downs				Efficiencies	
			R	P	X	T	3 Down	4 Down
Tennessee Titans	14	9:19	5	2	0	7	1/2	0/0
Kansas City Chiefs	9	5:41	1	3	0	4	1/4	0/0

Third Quarter

11/6/2022

Play By Play

TEN elects to Receive, and KC elects to defend the East goal.

H.Butker kicks 61 yards from KC 35 to TEN 4. H.Haskins to TEN 27 for 23 yards (B.Cook).

PENALTY on TEN-D.Cole, Offensive Holding, 10 yards, enforced at TEN 26.

Tennessee Titans at 15:00, (1st play from scrimmage 14:54)

1-10-TEN 16 (14:54) (Shotgun) D.Henry up the middle to TEN 17 for 1 yard (W.Gay).

2-9-TEN 17 (14:13) M.Willis pass short left to A.Hooper to TEN 21 for 4 yards (M.Danna).

PENALTY on TEN-N.Davis, Ineligible Downfield Pass, 5 yards, enforced at TEN 17 - No Play.

2-14-TEN 12 (13:52) (Shotgun) M.Willis right end pushed ob at TEN 18 for 6 yards (L.Sneed; M.Herring).

3-8-TEN 18 (13:11) (Shotgun) H.Haskins right guard to TEN 23 for 5 yards (G.Karlaftis).

4-3-TEN 23 (12:40) R.Stonehouse punts 52 yards to KC 25, Center-M.Cox, fair catch by M.Hardman.

Kansas City Chiefs at 12:33

1-10-KC 25 (12:33) (Shotgun) I.Pacheco left tackle to KC 25 for no gain (J.Simmons).

2-10-KC 25 (11:54) (Shotgun) P.Mahomes pass short right to T.Kelce to KC 37 for 12 yards (K.Byard). P13

Penalty on TEN-K.Byard, Illegal Contact, declined.

1-10-KC 37 (11:35) (Shotgun) P.Mahomes pass short right intended for T.Kelce INTERCEPTED by R.McCreary at KC 38. R.McCreary to KC 34 for 4 yards (T.Kelce).

Tennessee Titans at 11:27

1-10-KC 34 (11:27) D.Radunz reported in as eligible. M.Willis pass incomplete deep left to C.Okonkwo.

2-10-KC 34 (11:22) (Shotgun) D.Henry up the middle to KC 29 for 5 yards (W.Gay; K.Saunders).

3-5-KC 29 (10:37) (Shotgun) M.Willis left end to KC 26 for 3 yards (G.Karlaftis; W.Gay).

4-2-KC 26 (10:03) R.Bullock 44 yard field goal is GOOD, Center-M.Cox, Holder-R.Stonehouse.

TEN 17 KC 9, 4 plays, 8 yards, 1:29 drive, 5:02 elapsed

R.Bullock kicks 62 yards from TEN 35 to KC 3. I.Pacheco to KC 16 for 13 yards (H.Haskins).

Kansas City Chiefs at 9:58, (1st play from scrimmage 9:54)

1-10-KC 16 (9:54) (Shotgun) P.Mahomes pass incomplete deep left to S.Moore [B.Dupree].

PENALTY on TEN-D.Long, Illegal Contact, 5 yards, enforced at KC 16 - No Play. X14

1-10-KC 21 (9:46) (Shotgun) P.Mahomes pass incomplete short right to J.Smith-Schuster (K.Fulton).

2-10-KC 21 (9:40) (Shotgun) P.Mahomes pass short left to J.Smith-Schuster to KC 30 for 9 yards (R.McCreary).

3-1-KC 30 (8:57) P.Mahomes pass short left to C.Edwards-Helaire to KC 44 for 14 yards (Z.Cunningham). P15

1-10-KC 44 (8:19) C.Edwards-Helaire up the middle to KC 47 for 3 yards (M.Edwards).

2-7-KC 47 (7:39) (Shotgun) P.Mahomes pass short right to N.Gray to TEN 48 for 5 yards (K.Byard; Z.Cunningham).

3-2-TEN 48 (7:00) (Shotgun) P.Mahomes pass short middle to J.Smith-Schuster to TEN 31 for 17 yards (K.Byard). P16

1-10-TEN 31 (6:14) (Shotgun) P.Mahomes pass short left to J.McKinnon to TEN 29 for 2 yards (J.Kalu; D.Long).

2-8-TEN 29 (5:35) (Shotgun) P.Mahomes pass incomplete short right.

3-8-TEN 29 (5:27) (Shotgun) P.Mahomes pass incomplete deep left to Ju.Watson.

4-8-TEN 29 (5:21) H.Butker 47 yard field goal is No Good, Wide Right, Center-J.Winchester, Holder-T.Townsend.

Tennessee Titans at 5:17

1-10-TEN 37 (5:17) D.Henry left end to TEN 46 for 9 yards (J.Thornhill).

PENALTY on TEN-A.Brewer, Offensive Holding, 10 yards, enforced at TEN 37 - No Play.

1-20-TEN 27 (4:55) (Shotgun) D.Hilliard right guard to TEN 31 for 4 yards (C.Jones; M.Danna).

2-16-TEN 31 (4:17) (Shotgun) M.Willis scrambles left end to TEN 33 for 2 yards (W.Gay).

3-14-TEN 33 (3:34) (Shotgun) M.Willis pass short right to H.Haskins to TEN 35 for 2 yards (L.Sneed, M.Danna).

4-12-TEN 35 (3:03) R.Stonehouse punts 45 yards to KC 20, Center-M.Cox. M.Hardman ran ob at KC 40 for 20 yards (T.Avery).

Kansas City Chiefs at 2:53

1-10-KC 40 (2:53) (Shotgun) P.Mahomes pass short middle to T.Kelce to TEN 46 for 14 yards (R.McCreary). P17

1-10-TEN 46 (2:19) (Shotgun) P.Mahomes pass short left to T.Kelce to TEN 46 for no gain (D.Long, J.Kalu).

2-10-TEN 46 (1:39) (Shotgun) P.Mahomes sacked at KC 48 for -6 yards (M.Edwards).

3-16-KC 48 (:56) (Shotgun) P.Mahomes pass incomplete deep left to M.Hardman.

4-16-KC 48 (:51) T.Townsend punts 42 yards to TEN 10, Center-J.Winchester, fair catch by R.Woods.

Tennessee Titans at 0:43

1-10-TEN 10 (:43) D.Henry right end to TEN 12 for 2 yards (L.Chenal; K.Saunders).

Tennessee Titans vs Kansas City Chiefs at GEHA Field at Arrowhead Stadium

END OF QUARTER

	Score	Time Poss	First Downs				Efficiencies	
			R	P	X	T	3 Down	4 Down
Tennessee Titans	17	7:03	0	0	0	0	0/3	0/0
Kansas City Chiefs	9	7:57	0	4	1	5	2/4	0/0

Play By Play

Fourth Quarter

11/6/2022

Tennessee Titans continued.

- 2-8-TEN 12 (15:00) (Shotgun) M.Willis scrambles left end to TEN 16 for 4 yards (C.Dunlap; M.Danna).
Timeout #1 by TEN at 14:13.
- 3-4-TEN 16 (14:13) (Shotgun) M.Willis pass incomplete deep left to A.Hooper (T.McDuffie).
- 4-4-TEN 16 (14:09) R.Stonehouse punts 63 yards to KC 21, Center-M.Cox. M.Hardman ran ob at KC 36 for 15 yards (H.Haskins).
PENALTY on KC-J.Cochrane, Offensive Holding, 10 yards, enforced at KC 21.

Kansas City Chiefs at 13:56

- 1-10-KC 11 (13:56) (Shotgun) P.Mahomes scrambles right end pushed ob at KC 12 for 1 yard (J.Simmons).
- 2-9-KC 12 (13:16) P.Mahomes pass incomplete short left [M.Edwards].
- 3-9-KC 12 (13:13) (Shotgun) P.Mahomes pass incomplete deep right to S.Moore. TEN-L.Johnson was injured during the play. His return is Questionable.
- 4-9-KC 12 (13:04) T.Townsend punts 43 yards to TEN 45, Center-J.Winchester. R.Woods to TEN 46 for 1 yard (M.Kemp).
PENALTY on KC-C.Lammons, Player Out of Bounds on Kick, 5 yards, enforced at TEN 45.

Tennessee Titans at 12:55

- 1-10-50 (12:55) D.Henry left end to KC 46 for 4 yards (L.Chenal).
- 2-6-KC 46 (12:18) D.Henry right end to KC 39 for 7 yards (L.Sneed). R9
- 1-10-KC 39 (11:37) (Shotgun) D.Henry right guard to KC 38 for 1 yard (W.Gay).
- 2-9-KC 38 (10:51) (Shotgun) M.Willis pass incomplete deep right to N.Westbrook-Ikhine (L.Sneed).
- 3-9-KC 38 (10:44) (Shotgun) M.Willis pass short left to D.Hilliard to KC 42 for -4 yards (N.Bolton).
- 4-13-KC 42 (10:01) R.Stonehouse punts 35 yards to KC 7, Center-M.Cox, fair catch by M.Hardman.

Kansas City Chiefs at 9:54

- 1-10-KC 7 (9:54) (Shotgun) P.Mahomes pass short right to J.Smith-Schuster to KC 19 for 12 yards (D.Cole). P18
- 1-10-KC 19 (9:22) (Shotgun) P.Mahomes pass short middle to M.Hardman to KC 25 for 6 yards (A.Adams).
- 2-4-KC 25 (8:41) (Shotgun) P.Mahomes pass short middle to N.Gray to KC 38 for 13 yards (A.Adams). P19
- 1-10-KC 38 (7:55) (Shotgun) P.Mahomes pass incomplete short middle to T.Kelce.
- 2-10-KC 38 (7:50) (Shotgun) P.Mahomes sacked at KC 31 for -7 yards (D.Walker).
- 3-17-KC 31 (7:11) (Shotgun) P.Mahomes scrambles right end to TEN 49 for 20 yards (K.Fulton). R20
- 1-10-TEN 49 (6:24) (Shotgun) P.Mahomes pass incomplete short right to Ju.Watson.
- 2-10-TEN 49 (6:22) (Shotgun) P.Mahomes pass short right to M.Valdes-Scantling to TEN 37 for 12 yards (T.Mitchell). P21
- 1-10-TEN 37 (5:37) (Shotgun) P.Mahomes pass short right to J.Smith-Schuster to TEN 26 for 11 yards (D.Cole, R.McCreary). P22
- 1-10-TEN 26 (5:02) (Shotgun) P.Mahomes pass short middle to J.McKinnon to TEN 15 for 11 yards (K.Byard; D.Cole). P23
- 1-10-TEN 15 (4:29) (Shotgun) J.McKinnon right end to TEN 15 for no gain (D.Long, J.Kalu).
- 2-10-TEN 15 (3:49) (Shotgun) P.Mahomes pass short right to J.McKinnon to TEN 14 for 1 yard (D.Cole; K.Byard).
- 3-9-TEN 14 (3:05) (Shotgun) P.Mahomes scrambles right end for 14 yards, TOUCHDOWN. R24
- TWO-POINT CONVERSION ATTEMPT. P.Mahomes pass to T.Kelce is incomplete. ATTEMPT FAILS.
Penalty on TEN-K.Fulton, Defensive Holding, offsetting, enforced at TEN 2 - No Play.
Penalty on KC-A.Wylie, Ineligible Downfield Pass, offsetting.
Penalty on TEN-J.Jones, Defensive Holding, offsetting.
TWO-POINT CONVERSION ATTEMPT. P.Mahomes pass to T.Kelce is incomplete. ATTEMPT FAILS.
PENALTY on TEN-J.Kalu, Defensive Holding, 1 yard, enforced at TEN 2 - No Play.
TWO-POINT CONVERSION ATTEMPT. P.Mahomes rushes left end. ATTEMPT SUCCEEDS.

TEN 17 KC 17, 13 plays, 93 yards, 6:58 drive, 12:04 elapsed

H.Butker kicks 67 yards from KC 35 to TEN -2. H.Haskins to TEN 17 for 19 yards (D.Bush).

Tennessee Titans at 2:56, (1st play from scrimmage 2:52)

- 1-10-TEN 17 (2:52) D.Henry up the middle to TEN 19 for 2 yards (K.Saunders).
- 2-8-TEN 19 (2:19) M.Willis pass incomplete short right.
- 3-8-TEN 19 (2:13) (Shotgun) M.Willis sacked at TEN 13 for -6 yards (C.Dunlap).

Two-Minute Warning

- 4-14-TEN 13 (2:00) R.Stonehouse punts 51 yards to KC 36, Center-M.Cox. M.Hardman to KC 36 for no gain (H.Haskins; D.Cole).

Kansas City Chiefs at 1:47

- 1-10-KC 36 (1:47) (Shotgun) P.Mahomes pass short left to J.McKinnon to KC 40 for 4 yards (A.Adams).
- 2-6-KC 40 (1:13) (Shotgun) P.Mahomes pass short left to J.Smith-Schuster pushed ob at KC 45 for 5 yards (K.Fulton).

Tennessee Titans vs Kansas City Chiefs at GEHA Field at Arrowhead Stadium

- 3-1-KC 45 (1:08) N.Allegretti reported in as eligible. M.Burton right guard to KC 45 for no gain (D.Cole).
Timeout #2 by TEN at 01:01.
- 4-1-KC 45 (1:01) C.Edwards-Helaire up the middle to KC 47 for 2 yards (J.Kalu; T.Tart).
Timeout #1 by KC at 00:57.
- 1-10-KC 47 (:57) (Shotgun) P.Mahomes pass incomplete deep right to T.Kelce.
- 2-10-KC 47 (:51) (Shotgun) P.Mahomes pass incomplete short middle to Ju.Watson.
- 3-10-KC 47 (:48) (Shotgun) P.Mahomes pass incomplete deep left to M.Hardman (J.Simmons).
- 4-10-KC 47 (:43) T.Townsend punts 53 yards to end zone, Center-J.Winchester, Touchback.
PENALTY on KC-J.Winchester, Offensive Holding, 10 yards, enforced at TEN 20.

R25

Tennessee Titans at 0:35

- 1-10-TEN 30 (:35) (Shotgun) M.Willis pass incomplete short right.
- 2-10-TEN 30 (:26) (Shotgun) M.Willis pass incomplete deep left to C.Hollister.
- 3-10-TEN 30 (:22) (Shotgun) M.Willis pass incomplete short right to C.Okonkwo.
- 4-10-TEN 30 (:18) R.Stonehouse punts 52 yards to KC 18, Center-M.Cox. M.Hardman to KC 40 for 22 yards (M.Rice).
Timeout #3 by TEN at 00:05.

Kansas City Chiefs at 0:05

- 1-10-KC 40 (:05) (Shotgun) P.Mahomes pass incomplete short left to T.Kelce.
- 2-10-KC 40 (:03) (Shotgun) P.Mahomes pass short right to M.Hardman to TEN 27 for 33 yards (T.Mitchell; K.Byard).

P26

END OF QUARTER

	Score	Time Poss	First Downs				Efficiencies	
			R	P	X	T	3 Down	4 Down
Tennessee Titans	17	5:44	1	0	0	1	0/4	0/0
Kansas City Chiefs	17	9:16	3	6	0	9	2/5	1/1

Overtime

11/6/2022

Play By Play

KC wins toss, elects to Receive, and TEN elects to defend the West goal.

R.Bullock kicks 65 yards from TEN 35 to end zone, Touchback.

Kansas City Chiefs at 10:00

<u>1-10-KC 25</u>	(10:00) (Shotgun) P.Mahomes pass short left to K.Toney to KC 29 for 4 yards (K.Fulton; J.Kalu). PENALTY on KC-A.Wylie, Ineligible Downfield Pass, 5 yards, enforced at KC 25 - No Play.	
1-15-KC 20	(9:47) (Shotgun) P.Mahomes pass short left to T.Kelce to KC 24 for 4 yards (D.Long).	
2-11-KC 24	(9:08) (Shotgun) P.Mahomes pass short right to T.Kelce to KC 42 for 18 yards (D.Long) [R.Weaver].	P27
<u>1-10-KC 42</u>	(8:27) (Shotgun) J.McKinnon right guard to KC 45 for 3 yards (N.Jones).	
2-7-KC 45	(7:49) (Shotgun) P.Mahomes pass short left to J.Smith-Schuster to TEN 49 for 6 yards (D.Long).	
3-1-TEN 49	(7:04) P.Mahomes pass deep middle to N.Gray to TEN 22 for 27 yards (R.McCreary).	P28
<u>1-10-TEN 22</u>	(6:32) (Shotgun) P.Mahomes pass short right to T.Kelce to TEN 14 for 8 yards (K.Byard; N.Jones).	
2-2-TEN 14	(5:53) (Shotgun) J.McKinnon right end to TEN 13 for 1 yard (D.Autry, D.Walker).	
3-1-TEN 13	(5:17) (Shotgun) P.Mahomes pass incomplete short left to M.Hardman. Timeout #1 by KC at 05:13.	
4-1-TEN 13	(5:13) (Shotgun) P.Mahomes pass short left to J.Smith-Schuster to TEN 11 for 2 yards (J.Kalu).	P29
<u>1-10-TEN 11</u>	(4:27) (Shotgun) P.Mahomes pass incomplete short right.	
2-10-TEN 11	(4:21) (Shotgun) P.Mahomes pass incomplete short left to J.McKinnon.	
3-10-TEN 11	(4:16) (Shotgun) P.Mahomes pass incomplete short right.	
4-10-TEN 11	(4:07) H.Butker 28 yard field goal is GOOD, Center-J.Winchester, Holder-T.Townsend.	

TEN 17 KC 20, 13 plays, 64 yards, 5:56 drive, 5:56 elapsed
--

H.Butker kicks 65 yards from KC 35 to end zone, Touchback.

Tennessee Titans at 4:04

1-10-TEN 25	(4:04) D.Henry right guard to TEN 26 for 1 yard (K.Saunders).	
2-9-TEN 26	(3:26) (Shotgun) M.Willis sacked at TEN 14 for -12 yards (K.Saunders).	
3-21-TEN 14	(2:39) (Shotgun) M.Willis sacked at TEN 9 for -5 yards (sack split by C.Jones and C.Dunlap). Timeout #1 by TEN at 02:13.	
4-26-TEN 9	(2:13) (Shotgun) M.Willis pass incomplete short right to R.Woods (L.Sneed).	

END OF QUARTER

	Score	Time Poss	First Downs				Efficiencies	
			R	P	X	T	3 Down	4 Down
Tennessee Titans	17	1:55	0	0	0	0	0/1	0/1
Kansas City Chiefs	20	5:56	0	3	0	3	1/3	1/1

Miscellaneous Statistics Report

Tennessee Titans vs Kansas City Chiefs
11/6/2022 at GEHA Field at Arrowhead Stadium

Ten Longest Plays for Tennessee Titans

Yards	Qtr	Play Start	Play Description
56	2	1-10-TEN 21	(8:14) D.Henry right tackle to KC 23 for 56 yards (L.Sneed; T.McDuffie).
48	1	1-10-TEN 18	(6:40) (Shotgun) M.Willis pass short right to C.Okonkwo to KC 34 for 48 yards (J.Reid).
24	2	1-10-KC 37	(12:57) D.Henry left guard to KC 13 for 24 yards (J.Reid).
18	2	2-7-KC 20	(6:51) (Shotgun) M.Willis pass deep left to A.Hooper to KC 2 for 18 yards (J.Thornhill).
17	2	2-6-TEN 46	(13:39) (Shotgun) M.Willis right end to KC 37 for 17 yards (J.Williams).
16	2	1-10-TEN 26	(14:51) M.Willis pass short right to A.Hooper pushed ob at TEN 42 for 16 yards (J.Reid).
7	2	2-12-KC 15	(11:33) (Shotgun) M.Willis left end pushed ob at KC 8 for 7 yards (B.Cook).
7	4	2-6-KC 46	(12:18) D.Henry right end to KC 39 for 7 yards (L.Sneed).
6	3	2-14-TEN 12	(13:52) (Shotgun) M.Willis right end pushed ob at TEN 18 for 6 yards (L.Sneed; M.Herring).
5	2	2-14-TEN 35	(2:50) (Shotgun) D.Hilliard right end to TEN 40 for 5 yards (C.Dunlap).

Ten Longest Plays for Kansas City Chiefs

Yards	Qtr	Play Start	Play Description
33	4	2-10-KC 40	(:03) (Shotgun) P.Mahomes pass short right to M.Hardman to TEN 27 for 33 yards (T.Mitchell; K.Byard).
31	1	3-7-KC 47	(2:38) (Shotgun) P.Mahomes pass deep left to Ju.Watson to TEN 22 for 31 yards (K.Fulton).
27	5	3-1-TEN 49	(7:04) P.Mahomes pass deep middle to N.Gray to TEN 22 for 27 yards (R.McCreary).
23	1	1-10-KC 21	(4:25) P.Mahomes pass deep right to T.Kelce to KC 44 for 23 yards (R.McCreary).
20	4	3-17-KC 31	(7:11) (Shotgun) P.Mahomes scrambles right end to TEN 49 for 20 yards (K.Fulton).
18	5	2-11-KC 24	(9:08) (Shotgun) P.Mahomes pass short right to T.Kelce to KC 42 for 18 yards (D.Long) [R.Weaver].
17	3	3-2-TEN 48	(7:00) (Shotgun) P.Mahomes pass short middle to J.Smith-Schuster to TEN 31 for 17 yards (K.Byard).
16	1	2-15-TEN 39	(10:44) (Shotgun) P.Mahomes scrambles left guard to TEN 23 for 16 yards (A.Adams).
16	2	2-1-KC 25	(:53) (Shotgun) P.Mahomes pass short left to J.McKinnon ran ob at KC 41 for 16 yards (R.McCreary).
14	3	3-1-KC 30	(8:57) P.Mahomes pass short left to C.Edwards-Helaire to KC 44 for 14 yards (Z.Cunningham).

Touchdown Scoring Information

		Offense	Defense	Special Teams
VISITOR	Tennessee Titans	2	0	0
HOME	Kansas City Chiefs	2	0	0

Player Scoring Information

Club	Player	TD	Rush TD	Rec TD	KO TD	Punt TD	Int TD	Fum TD	Misc TD	FG	XP	2Pt Rush	2Pt Rec	Sfty	Points
TEN	D.Henry	0	2	0	0	0	0	0	0	0	0	0	0	0	12
TEN	R.Bullock	0	0	0	0	0	0	0	0	1	2	0	0	0	5
KC	P.Mahomes	0	1	0	0	0	0	0	0	0	0	1	0	0	8
KC	M.Hardman	0	0	1	0	0	0	0	0	0	0	0	0	0	6
KC	H.Butker	0	0	0	0	0	0	0	0	2	0	0	0	0	6

Possession Detail

	First Half		Second Half		Game	
	Visitor	Home	Visitor	Home	Visitor	Home
Largest Lead	5	9	8	3	8	9
Drives Leading	2	2	5	0	7	2
Time of Possession Leading	2:22	7:04	11:08	0:00	13:30	7:04
Largest Deficit	-9	-5	-3	-8	-9	-8
Drives Trailing	3	2	1	5	4	7
Time of Possession Trailing	9:19	3:02	1:55	15:56	11:14	18:58
Times Score Tied Up		0		1		1
Lead Changes		2		1		3

Playtime Percentage

Percent of playtime per player on offense, defense and special teams (Unofficial)

Tennessee Titans

Kansas City Chiefs

		Tennessee Titans				Kansas City Chiefs							
		Offense	Defense	Special Teams		Offense	Defense	Special Teams					
A Brewer	G	51	100%		3	10%	A Wylie	G	100	100%	4	13%	
D Daley	T	51	100%		3	10%	C Humphrey	C	100	100%	4	13%	
N Davis	G	51	100%		3	10%	O Brown	T	100	100%	4	13%	
N Petit-Frere	T	51	100%		3	10%	T Smith	G	100	100%	4	13%	
B Jones	C	51	100%				P Mahomes	QB	100	100%			
M Willis	QB	51	100%				J Thuney	G	100	100%			
N Westbrook-Ikhine	WR	40	78%	1	1%	1	3%	J Smith-Schuster	WR	83	83%		
G Swaim	TE	33	65%			3	10%	T Kelce	TE	83	83%		
R Woods	WR	32	63%			6	19%	M Valdes-Scantling	WR	71	71%		
A Hooper	TE	31	61%					J McKinnon	RB	62	62%	12	39%
D Henry	RB	30	59%					M Hardman	WR	54	54%	7	23%
C Hollister	WR	25	49%			17	55%	N Gray	TE	40	40%	24	77%
C Okonkwo	TE	18	35%			15	48%	S Moore	WR	26	26%	1	3%
D Hilliard	RB	16	31%			20	65%	J Watson	WR	26	26%	1	3%
K Rader	TE	12	24%			23	74%	I Pacheco	RB	22	22%	10	32%
C Conley	WR	9	18%					C Edwards-Helaire	RB	17	17%		
H Haskins	RB	6	12%			23	74%	K Toney	WR	9	9%		
D Radunz	T	3	6%					M Burton	FB	5	5%	16	52%
K Fulton	CB			100	100%	1	3%	N Allegretti	G	2	2%	4	13%
R McCreary	CB			100	100%	1	3%	L Sneed	CB			51	100%
K Byard	FS			100	100%			N Bolton	LB			51	100%
D Long	LB			100	100%			J Thornhill	FS			51	100%
A Adams	SS			97	97%	5	16%	J Reid	SS			50	98%
J Simmons	DT			81	81%	3	10%	C Jones	DT			49	96%
D Autry	DE			76	76%	4	13%	T McDuffie	CB			49	96%
J Kalu	FS			62	62%	16	52%	M Danna	DE			43	84%
R Weaver	LB			55	55%	4	13%	W Gay	LB			37	73%
M Edwards	DT			47	47%	5	16%	G Karlaftis	DE			33	65%
B Dupree	LB			44	44%			C Dunlap	LB			31	61%
T Tart	DT			37	37%	3	10%	L Chenal	LB			22	43%
Z Cunningham	LB			37	37%			J Williams	CB			21	41%
D Cole	LB			34	34%	28	90%	D Nnadi	DT			21	41%
T Mitchell	CB			34	34%			K Saunders	DT			19	37%
N Jones	DT			29	29%	1	3%	B Cook	SS			12	24%
L Johnson	CB			27	27%	19	61%	M Herring	DE			8	16%
D Walker	DE			25	25%	2	6%	J Watson	CB			6	12%
M Rice	LB			5	5%	23	74%	T Stallworth	DT			4	8%
L Murchison	DT			4	4%	5	16%	D Harris	LB			3	6%
J Jones	LB			3	3%	28	90%	C Lammons	CB				27
T Avery	CB			2	2%	19	61%	J Cochrane	LB				24
R Stonehouse	P					11	35%	M Kemp	WR				24
M Cox	LS					11	35%	D Bush	SS				21
C Farley	CB					10	32%	J Winchester	LS				10
R Bullock	K					8	26%	T Townsend	P				10
J Thompson	DB					7	23%						10

L Clark	T	3	10%	H Butker	K	9	29%
C Levin	C	3	10%	G Christian	T	4	13%
				P Wanogho	T	4	13%

2022 TENNESSEE TITANS REGULAR SEASON STATISTICS

Won 5, Lost 3

Date	W-L	Score	OT	Opponent	Attendance
09/11	L	20-21		N.Y. Giants	67,805
09/19	L	7-41		at Buffalo	70,683
09/25	W	24-22		Las Vegas	68,649
10/02	W	24-17		at Indianapolis	65,781
10/09	W	21-17		at Washington	51,836
10/23	W	19-10		Indianapolis	69,459
10/30	W	17-10		at Houston	68,467
11/06	L	17-20	OT	at Kansas City	73,475
11/13				Denver	
11/17				at Green Bay	
11/27				Cincinnati	
12/04				at Philadelphia	
12/11				Jacksonville	
12/18				at L.A. Chargers	
12/24				Houston	
12/29				Dallas	
01/08				at Jacksonville	

Statistic	Tenn.	Opp.
Total First Downs	125	160
Rushing	53	45
Passing	59	102
Penalty	13	13
3rd Down: Made/Att	31/94	30/105
3rd Down Pct.	33.0	28.6
4th Down: Made/Att	3/5	12/14
4th Down Pct.	60.0	85.7
Possession Avg.	29:33	30:27
Total Net Yards	2228	2906
Avg. Per Game	278.5	363.3
Total Plays	445	515
Avg. Per Play	5.0	5.6
Net Yards Rushing	1138	701
Avg. Per Game	142.3	87.6
Total Rushes	249	169
Net Yards Passing	1090	2205
Avg. Per Game	136.3	275.6
Sacked/Yards Lost	20/148	23/163
Gross Yards	1238	2368
Att./Completions	176/107	323/215
Completion Pct.	60.8	66.6
Had Intercepted	4	8
Punts/Average	43/53.0	39/44.7
Net Punting Avg.	43/44.9	39/40.3
Penalties/Yards	53/432	58/401
Fumbles/Ball Lost	8/5	10/4
Touchdowns	17	18
Rushing	10	2
Passing	6	15
Returns	1	1

Score By Periods	Q1	Q2	Q3	Q4	OT	PTS
Team	45	71	24	9	0	149
Opponents	16	43	61	35	3	158

Scoring	TD	Rush	Rec	Ret	K-PAT	FG	S	PTS
Henry	9	9	0	0			0	54
Bullock	0	0	0	0	17/17	10/12	0	47
Hilliard	3	0	3	0			0	18
Adams LG	1	0	0	1			0	6
Adams TM	1	0	0	1			0	6
Okonkwo	1	0	1	0			0	6
Swaim	1	0	1	0			0	6
Tannehill	1	1	0	0			0	6
Woods	1	0	1	0			0	6
Team	17	10	6	1	17/17	10/12	0	149
Opponents	18	2	15	1	13/14	11/13	0	158

2-Pt Conv: TM 0-0, OPP 2-4

Sacks: Autry 7, Simmons 5.5, Weaver 4, Dupree 3, Walker 2, Edwards LG 1, Edwards TM 1, Okuayinonu 0.5, **TM 23, OPP 20**

FUM/Lost: Philips 2/2, Tannehill 2/1, Henry 1/0, Hooker 1/0, Willis 1/1, Woods 1/1

Passing	Att	Cmp	Yds	Cmp%	Yds/Att	TD	TD%	Int	Int%	Long	Sack/Lost	Rating
Tannehill	146	95	1097	65.1	7.51	6	4.1	3	2.1	61	14/110	92.8
Willis	30	12	141	40.0	4.70	0	0.0	1	3.3	48	6/38	41.1
Team	176	107	1238	60.8	7.03	6	3.4	4	2.3	61	20/148	83.9
Opponents	323	215	2368	66.6	7.33	15	4.6	8	2.5	75t	23/163	93.3

Rushing	No.	Yds	Avg	Long	TD
Henry	183	870	4.8	56	9
Hilliard	17	121	7.1	30	0
Willis	17	68	4.0	17	0
Haskins	10	42	4.2	9	0
Tannehill	19	29	1.5	9	1
Burks	2	12	6.0	8	0
Okonkwo	1	-4	-4.0	-4	0
Team	249	1138	4.6	56	10
Opponents	169	701	4.1	68	2

Receiving	No.	Yds	Avg	Long	TD
Woods	22	256	11.6	41	1
Henry	14	140	10.0	24	0
Hilliard	14	140	10.0	31	3
Hooper	12	150	12.5	23	0
Burks	10	129	12.9	27	0
Philips	8	78	9.8	21	0
Westbrook-Ikhine	7	138	19.7	61	0
Swaim	7	43	6.1	13	1
Okonkwo	6	100	16.7	48	1
Hollister	3	54	18.0	27	0
Haskins	3	7	2.3	5	0
Kinsey	1	3	3.0	3	0
Team	107	1238	11.6	61	6
Opponents	215	2368	11.0	75t	15

Interceptions	No.	Yds	Avg	Long	TD
Long	2	4	2.0	4	0
Adams	1	76	76.0	76t	1
Byard	1	24	24.0	24	0
McCreary	1	4	4.0	4	0
Fulton	1	0	0.0	0	0
Hooker	1	0	0.0	0	0
Tart	1	0	0.0	0	0
Team	8	108	13.5	76t	1
Opponents	4	89	22.3	43t	1

Punting	No.	Yds	Avg	Net	TB	In	Lg	B
Stonehouse	43	2279	53.0	44.9	3	17	70	0
Team	43	2279	53.0	44.9	3	17	70	0
Opponents	39	1745	44.7	40.3	2	16	69	0

Punt Returns	Ret	FC	Yds	Avg	Long	TD
Woods	8	10	72	9.0	21	0
Philips	5	2	62	12.4	46	0
Hooker	1	0	0	0.0	0	0
Team	14	12	134	9.6	46	0
Opponents	28	7	289	10.3	24	0

Kickoff Returns	No.	Yds	Avg	Long	TD
Haskins	14	308	22.0	37	0
Cannon	2	33	16.5	19	0
Team	16	341	21.3	37	0
Opponents	13	236	18.2	26	0

Field Goals	1-19	20-29	30-39	40-49	50+
Bullock	0/0	4/4	1/1	5/7	0/0
Team	0/0	4/4	1/1	5/7	0/0
Opponents	0/0	4/4	3/3	2/3	2/3

Bullock: (46G,23G,47N)()(48G)(44G)()(27G,28G,38G,48G)(48N,29G)(44G)
 OPP: ()(49G,37G)(21G,32G,35G)(27G,51N)(50G)(50G) (43G)(23G,47N,28G)

TITANS FIND A WAY IN 17-10 WIN OVER THE BRONCOS

**BY JIM WYATT
TENNESSEETITANS.COM
NOVEMBER 13, 2022**

NASHVILLE – The Titans found a way on Sunday.

Playing without five starters on defense, and on a day when starting quarterback Ryan Tannehill returned to action, the Titans beat the Broncos 17-10 at Nissan Stadium.

The defense was relentless all day, and the offense made enough plays to win it.

"It definitely makes me proud," Titans safety Kevin Byard said. "I say it all the time: Guys get an opportunity to go out there and ball out when other guys are down. It's the way this league goes: When one guy goes down, 'Are you going to take advantage of your opportunity? Or, 'Are you going to let it slip away?'"

The Titans didn't let it slip away.

The defense produced six sacks and 18 quarterback hits while shutting out the Broncos in the second half.

Tannehill, meanwhile, completed 19-of-36 passes for 255 yards and two touchdowns – both to receiver Nick Westbrook-Ikhine.

It all added up to another win, as the Titans improved to 6-3.

"For us to go out there and keep battling in all three phases, it is absolutely huge," Titans HC Mike Vrabel said. "I thought (the guys) never quit, and they tried to pick each other up and support each other. When the offense needed a play, the defense was able to come and help. And when we gave up a touchdown on defense, we needed a drive offensively, we needed a big play (our offense came through). And I thought our special teams kept us in there.

"Guys took advantage of their opportunities. ... They battled."

It was ugly early.

The Broncos took a 7-0 lead on a 66-yard touchdown pass from quarterback Russell Wilson to receiver Jalen Virgil.

The Broncos extended their lead to 10-0 on a 39-yard field goal by kicker Brandon McManus.

But the Titans got off the mat.

The Titans put together a beautiful scoring drive at the end of the first half, and capped off the 13-play, 75-yard drive with a nine-yard touchdown pass from Tannehill to Nick Westbrook-Ikhine with 12 seconds left before halftime, which made it 10-7 at the break.

The Titans then took a 14-10 lead on a beautifully executed flea-flicker that ended with Westbrook-Ikhine being on the receiving end of a 63-yard touchdown toss from Tannehill, who took a pitch back from Derrick Henry.

"I've felt better in my life," said Tannehill, who missed the past two games with an ankle injury, "but the win tastes good, I'll tell you that much. ... Things were ugly early, but guys hung with me and kept battling and we found a way to start making some plays."

The Titans made it 17-10 with 2:59 left on a 35-yard field goal by kicker Randy Bullock, and the team then held on down the stretch.

Cornerback Terrance Mitchell intercepted Wilson with 11 seconds left to seal the win on a day when DeMarcus Walker (1.5), Rashad Weaver (1.5), Mario Edwards (1), Naquan Jones (1) and Dylan Cole (1) all tallied sacks.

The Titans were without five starters on defense – DL Jeffery Simmons, OLB Bud Dupree, ILB Zach Cunningham, CB Kristian Fulton and safety Amani Hooker.

"Next man up," Walker said. "We just had to continue fighting, and the guys on the field had to make the plays they had to make."

The Titans return to action on Thursday night at the Green Bay Packers.

###

Week 10

National Football League Game Summary

NFL Copyright © 2022 by The National Football League. All rights reserved. This summary and play-by-play is for the express purpose of assisting media in their coverage of the game; any other use of this material is prohibited without the written permission of the National Football League.

Date: Sunday, 11/13/2022

Denver Broncos at Tennessee Titans
at Nissan Stadium, Nashville, TN

Start Time: 12:03 PM CST

Game Day Weather

Game Weather: Cloudy

Temp: 35° F (1.7° C) Humidity: 55%, Wind: NNE 7 mph

Played Open Stadium on Turf: Grass

Outdoor Weather: Cloudy, Wind Chill: 29

Officials

Referee: Novak, Scott (1)
Line Judge: Coleman IV, Walt (65)
Back Judge: Paganelli, Dino (105)

Umpire: Neale, Bryan (92)
Field Judge: Boger, Trawick (2)
Replay Official: Sumstine, Matt (0)

Down Judge: Bowers, Derick (74)
Side Judge: Meslow, David (118)

Lineups

Denver Broncos				Tennessee Titans							
Offense		Defense		Offense		Defense					
WR	14	C.Sutton	OLB	53	J.Cooper	WR	2	R.Woods	DE	94	M.Edwards
WR	10	J.Jeudy	DL	99	D.Williams	TE	87	G.Swaim	DE	97	K.Strong
LT	76	C.Anderson	DL	98	M.Purcell	LT	71	D.Daley	NT	93	T.Tart
LG	66	D.Risner	DT	97	Dj.Jones	LG	55	A.Brewer	OLB	96	D.Autry
C	61	G.Glasgow	DE	93	D.Jones	C	60	B.Jones	ILB	51	D.Long
RG	77	Q.Meinerz	ILB	47	J.Jewell	RG	64	N.Davis	LB	56	M.Rice
RT	57	B.Turner	ILB	50	J.Griffith	RT	78	N.Petit-Frere	CB	21	R.McCreary
TE	80	G.Dulcich	ILB	49	A.Singleton	TE	85	C.Okonkwo	S	31	K.Byard
WR	15	J.Virgil	LCB	2	P.Surtain	WR	15	N.Westbrook-Ikhine	S	47	A.Adams
QB	3	R.Wilson	RCB	27	D.Mathis	QB	17	R.Tannehill	CB	39	T.Mitchell
RB	25	M.Gordon	SS	22	K.Jackson	RB	22	D.Henry	CB	24	E.Molden

Substitutions

S 6 P.Locke, K 8 B.McManus, WR 9 K.Hinton, WR 12 M.Washington, CB 13 M.Ojemudia, WR 16 T.Cleveland, P 17 C.Waitman, RB 19 C.Edmonds, CB 21 K.Williams, RB 28 L.Murray, S 32 D.Turner-Yell, CB 34 E.Bassey, ILB 40 J.Strnad, S 41 A.Harris, OLB 42 N.Bonitto, LS 48 M.Fraboni, OLB 54 J.Martin, C 60 L.Wattenberg, T 75 Q.Bailey, TE 82 E.Saubert, TE 87 E.Tomlinson, DE 91 M.Henningsen, DL 92 J.Harris

CB 3 C.Farley, P 4 R.Stonehouse, QB 7 M.Willis, WR 8 C.Hollister, K 14 R.Bullock, WR 16 T.Burks, CB 20 L.Johnson, RB 25 H.Haskins, DB 28 J.Kalu, CB 30 T.Avery, RB 40 D.Hilliard, LB 42 J.Jones, FB 44 T.Carter, LS 46 M.Cox, LB 53 D.Cole, DT 59 S.Okuyinonu, T 61 L.Clark, C/G 62 C.Levin, WR 80 C.Board, TE 81 A.Hooper, TE 86 K.Rader, DT 90 N.Jones, DL 91 L.Murchison, DL 95 D.Walker, OLB 99 R.Weaver

Did Not Play

QB 4 B.Rypien, TE 85 A.Okwuegbunam

OL 75 D.Radunz

Not Active

WR 1 K.Hamler, CB 20 D.Phillips, S 31 J.Simmons, RB 37 M.Mack, OLB 56 B.Browning, T 73 C.Fleming, FB/TE 83 A.Beck, DL 96 E.Uwazurike

WR 19 C.Conley, CB 26 K.Fulton, DB 37 A.Hooker, OLB 48 B.Dupree, G 70 J.Roos, DT 98 J.Simmons

Field Goals (made () & missed)

		(39)					(35)			
		B.McManus	R.Bullock					R.Bullock		
				1	2	3	4	OT	Total	
VISITOR:	Denver Broncos			0	10	0	0	0	10	
HOME:	Tennessee Titans			0	7	7	3	0	17	

Scoring Plays

Team	Qtr	Time	Play Description (Extra Point) (Drive Info)	Visitor	Home
Broncos	2	8:21	J.Virgil 66 yd. pass from R.Wilson (B.McManus kick) (6-80, 3:00)	7	0
Broncos	2	2:23	B.McManus 39 yd. Field Goal (9-41, 3:55)	10	0
Titans	2	0:12	N.Westbrook-Ikhine 9 yd. pass from R.Tannehill (R.Bullock kick) (13-75, 2:11)	10	7
Titans	3	5:14	N.Westbrook-Ikhine 63 yd. pass from R.Tannehill (R.Bullock kick) (3-80, 1:39)	10	14
Titans	4	2:59	R.Bullock 35 yd. Field Goal (10-63, 3:52)	10	17

Paid Attendance: 69,240

Time: 3:20

Final Individual Statistics

Denver Broncos

RUSHING	ATT	YDS	AVG	LG	TD
L.Murray	9	24	2.7	10	0
M.Gordon	7	24	3.4	11	0
C.Edmonds	2	9	4.5	10	0
R.Wilson	7	8	1.1	9	0
Total	25	65	2.6	11	0

PASSING	ATT	CMP	YDS	SK/YD	TD	LG	IN	RT
R.Wilson	42	21	286	6/38	1	66	1	70.1
Total	42	21	286	6/38	1	66	1	70.1

PASS RECEIVING	TAR	REC	YDS	AVG	LG	TD
C.Sutton	11	6	66	11.0	17	0
K.Hinton	5	4	62	15.5	35	0
M.Gordon	6	4	46	11.5	17	0
L.Murray	3	3	23	7.7	14	0
J.Virgil	1	1	66	66.0	66	1
E.Saubert	1	1	12	12.0	12	0
G.Dulcich	4	1	11	11.0	11	0
C.Edmonds	2	1	0	0.0	0	0
T.Cleveland	3	0	0	0.0	0	0
E.Tomlinson	1	0	0	0.0	0	0
M.Washington	1	0	0	0.0	0	0
J.Jeudy	1	0	0	0.0	0	0
Total	39	21	286	13.6	66	1

INTERCEPTIONS	NO	YDS	AVG	LG	TD
Total	0	0	0	0	0

PUNTING	NO	YDS	AVG	NET	TB	IN20	LG
C.Waitman	9	411	45.7	37.8	1	0	58
Total	9	411	45.7	37.8	1	0	58

PUNT RETURNS	NO	YDS	AVG	FC	LG	TD
M.Washington	3	14	4.7	1	8	0
[DOWNED]	2	0	0.0	0	0	0
[TOUCHBACK]	2	0	0.0	0	0	0
Total	3	14	4.7	1	8	0

KICKOFF RETURNS	NO	YDS	AVG	FC	LG	TD
T.Cleveland	2	18	9.0	0	10	0
[TOUCHBACK]	2	0	0.0	0	0	0
Total	2	18	9.0	0	10	0

Tennessee Titans

RUSHING	ATT	YDS	AVG	LG	TD
D.Henry	19	53	2.8	10	0
R.Tannehill	2	12	6.0	11	0
D.Hilliard	1	2	2.0	2	0
M.Willis	1	-4	-4.0	-4	0
Total	23	63	2.7	11	0

PASSING	ATT	CMP	YDS	SK/YD	TD	LG	IN	RT
R.Tannehill	36	19	255	1/11	2	63	0	94.1
Total	36	19	255	1/11	2	63	0	94.1

PASS RECEIVING	TAR	REC	YDS	AVG	LG	TD
N.Westbrook-Ikhine	8	5	119	23.8	63	2
A.Hooper	7	5	41	8.2	17	0
T.Burks	6	3	24	8.0	15	0
D.Henry	3	2	14	7.0	7	0
R.Woods	7	2	10	5.0	6	0
C.Okonkwo	2	1	41	41.0	41	0
D.Hilliard	2	1	6	6.0	6	0
G.Swaim	1	0	0	0.0	0	0
Total	36	19	255	13.4	63	2

INTERCEPTIONS	NO	YDS	AVG	LG	TD
T.Mitchell	1	1	1.0	1	0
Total	1	1	1.0	1	0

PUNTING	NO	YDS	AVG	NET	TB	IN20	LG
R.Stonehouse	8	432	54.0	47.3	2	3	74
Total	8	432	54.0	47.3	2	3	74

PUNT RETURNS	NO	YDS	AVG	FC	LG	TD
C.Board	4	51	12.8	3	17	0
[DOWNED]	1	0	0.0	0	0	0
[TOUCHBACK]	1	0	0.0	0	0	0
Total	4	51	12.8	3	17	0

KICKOFF RETURNS	NO	YDS	AVG	FC	LG	TD
H.Haskins	1	17	17.0	0	17	0
[TOUCHBACK]	2	0	0.0	0	0	0
Total	1	17	17.0	0	17	0

Denver Broncos

FUMBLES	FUM	LOST	OWN-REC	YDS	TD	FORCED	OPP-REC	YDS	TD	OUT-BDS
R.Wilson	3	0	2	-4	0	0	0	0	0	0
Q.Bailey	0	0	1	0	0	0	0	0	0	0
P.Locke	0	0	0	0	0	1	0	0	0	0
M.Purcell	0	0	0	0	0	0	1	0	0	0
Total	3	0	3	-4	0	1	1	0	0	0

Tennessee Titans

FUMBLES	FUM	LOST	OWN-REC	YDS	TD	FORCED	OPP-REC	YDS	TD	OUT-BDS
C.Board	1	0	1	0	0	0	0	0	0	0
M.Willis	1	1	0	0	0	0	0	0	0	0
R.Weaver	0	0	0	0	0	1	0	0	0	0
Total	2	1	1	0	0	1	0	0	0	0

Final Team Statistics

	Visitor Broncos	Home Titans
TOTAL FIRST DOWNS	18	14
By Rushing	5	2
By Passing	10	11
By Penalty	3	1
THIRD DOWN EFFICIENCY	4-17-23.5%	6-16-37.5%
FOURTH DOWN EFFICIENCY	2-3-66.7%	0-0-0.0%
TOTAL NET YARDS	313	307
Total Offensive Plays (inc. times thrown passing)	73	60
Average gain per offensive play	4.3	5.1
NET YARDS RUSHING	65	63
Total Rushing Plays	25	23
Average gain per rushing play	2.6	2.7
Tackles for a loss-number and yards	4-5	1-3
NET YARDS PASSING	248	244
Times thrown - yards lost attempting to pass	6-38	1-11
Gross yards passing	286	255
PASS ATTEMPTS-COMPLETIONS-HAD INTERCEPTED	42-21-1	36-19-0
Avg gain per pass play (inc.# thrown passing)	5.2	6.6
KICKOFFS Number-In End Zone-Touchbacks	3-2-2	4-2-2
PUNTS Number and Average	9-45.7	8-54.0
Had Blocked	0	0
FGs - PATs Had Blocked	0-0	0-0
Net Punting Average	37.8	47.3
TOTAL RETURN YARDAGE (Not Including Kickoffs)	14	52
No. and Yards Punt Returns	3-14	4-51
No. and Yards Kickoff Returns	2-18	1-17
No. and Yards Interception Returns	0-0	1-1
PENALTIES Number and Yards	8-50	9-60
FUMBLES Number and Lost	3-0	2-1
TOUCHDOWNS	1	2
Rushing	0	0
Passing	1	2
EXTRA POINTS Made-Attempts	1-1	2-2
Kicking Made-Attempts	1-1	2-2
FIELD GOALS Made-Attempts	1-1	1-1
RED ZONE EFFICIENCY	0-0-0%	1-2-50%
GOAL TO GO EFFICIENCY	0-0-0%	1-1-100%
SAFETIES	0	0
FINAL SCORE	10	17
TIME OF POSSESSION	33:57	26:03

Ball Possession And Drive Chart

Denver Broncos

#	Time Recd	Time Lost	Time Poss	How Ball Obtained	Drive Began	# Play	Yds Gain	Yds Pen	Net Yds	1st Down	Last Scrm	How Given Up
1	13:28	11:41	1:47	Punt	DEN 4	6	35	0	35	1	DEN 39	Punt
2	8:31	7:16	1:15	Punt	DEN 21	3	7	0	7	0	DEN 28	Punt
3	5:46	1:37	4:09	Punt	DEN 6	7	18	0	18	2	DEN 24	Punt
4	0:03	12:28	2:35	Punt	DEN 8	6	37	-5	32	2	DEN 40	Punt
5	11:21	8:21	3:00	Punt	DEN 20	6	85	-5	80	2	DEN 34	Touchdown
6	6:18	2:23	3:55	Punt	DEN 38	9	26	15	41	3	TEN 21	Field Goal
7	0:12	0:00	0:12	Kickoff	DEN 26	1	-1	0	-1	0	DEN 26	End of Half
8	15:00	13:54	1:06	Kickoff	DEN 25	3	5	0	5	0	DEN 30	Punt
9	11:26	6:53	4:33	Punt	DEN 20	6	32	0	32	2	TEN 48	Punt
10	5:14	0:50	4:24	Kickoff	DEN 25	9	9	5	14	2	DEN 39	Punt
11	14:49	11:19	3:30	Punt	DEN 18	5	1	0	1	1	DEN 19	Punt
12	7:34	6:51	0:43	Fumble	DEN 38	3	9	-5	4	0	DEN 42	Punt
13	2:59	0:11	2:48	Kickoff	DEN 25	10	45	5	50	3	TEN 25	Interception

(274) Average DEN 21

Tennessee Titans

#	Time Recd	Time Lost	Time Poss	How Ball Obtained	Drive Began	# Play	Yds Gain	Yds Pen	Net Yds	1st Down	Last Scrm	How Given Up
1	15:00	13:28	1:32	Kickoff	TEN 25	3	2	5	7	0	TEN 32	Punt
2	11:41	8:31	3:10	Punt	TEN 25	6	13	0	13	1	TEN 38	Punt
3	7:16	5:46	1:30	Punt	TEN 28	4	28	0	28	1	DEN 44	Punt
4	1:37	0:03	1:34	Punt	TEN 42	3	8	0	8	0	50	Punt
5	12:28	11:21	1:07	Punt	TEN 20	3	6	0	6	0	TEN 26	Punt
6	8:21	6:18	2:03	Kickoff	TEN 29	3	-11	0	-11	0	TEN 18	Punt
7	2:23	0:12	2:11	Kickoff	TEN 25	13	70	5	75	7	* DEN 9	Touchdown
8	13:54	11:26	2:28	Punt	TEN 30	3	19	-15	4	0	TEN 34	Punt
9	6:53	5:14	1:39	Punt	TEN 20	3	80	0	80	2	TEN 37	Touchdown
10	0:50	14:49	1:01	Punt	TEN 20	3	3	0	3	0	TEN 23	Punt
11	11:19	7:34	3:45	Punt	TEN 42	6	25	-5	20	1	DEN 34	Fumble
12	6:51	2:59	3:52	Punt	TEN 20	10	63	0	63	2	* DEN 17	Field Goal
13	0:11	0:00	0:11	Interception	TEN 1	1	1	0	1	0	TEN 1	End of Game

(327) Average TEN 25

* inside opponent's 20

Time of Possession by Quarter

Visitor	Home	1st	2nd	3rd	4th	OT	Total
Denver Broncos	Tennessee Titans	7:14	9:39	10:03	7:01		33:57
Tennessee Titans	Denver Broncos	7:46	5:21	4:57	7:59		26:03

Kickoff Drive No.-Start Average

Broncos: 4 - DEN 25

Titans: 3 - TEN 26

Play By Play

First Quarter

11/13/2022

DEN wins the coin toss and elects to defer. TEN elects to Receive, and DEN elects to defend the north goal.

B.McManus kicks 65 yards from DEN 35 to end zone, Touchback.

Tennessee Titans at 15:00

- 1-10-TEN 25 (15:00) D.Henry left guard to TEN 27 for 2 yards (M.Purcell).
- 2-8-TEN 27 (14:15) (Shotgun) R.Tannehill pass incomplete short left to T.Burks [K.Williams].
- 3-8-TEN 27 (14:12) (Shotgun) R.Tannehill sacked at TEN 18 for -9 yards (J.Martin).
- PENALTY on DEN-J.Martin, Defensive Offside, 5 yards, enforced at TEN 27 - No Play.
- 3-3-TEN 32 (13:45) (Shotgun) R.Tannehill pass incomplete short right to G.Swaim.
- 4-3-TEN 32 (13:40) R.Stonehouse punts 64 yards to DEN 4, Center-M.Cox, downed by TEN-T.Avery.

Denver Broncos at 13:28

- 1-10-DEN 4 (13:28) (Shotgun) R.Wilson pass incomplete deep left to J.Jeudy. DEN-J.Jeudy was injured during the play. His return is Questionable.
- 2-10-DEN 4 (13:22) (Shotgun) R.Wilson pass incomplete short left.
- 3-10-DEN 4 (13:17) (Shotgun) R.Wilson pass deep left to K.Hinton to DEN 39 for 35 yards (T.Mitchell) [M.Edwards].
- 1-10-DEN 39 (12:45) (No Huddle, Shotgun) R.Wilson pass incomplete short middle to G.Dulcich.
- 2-10-DEN 39 (12:42) (Shotgun) M.Gordon up the middle to DEN 39 for no gain (T.Tart).
- 3-10-DEN 39 (11:58) (Shotgun) R.Wilson pass incomplete deep left [A.Adams].
- 4-10-DEN 39 (11:53) C.Waitman punts 53 yards to TEN 8, Center-M.Fraboni. C.Board to TEN 25 for 17 yards (E.Bassey).

P1

Tennessee Titans at 11:41

- 1-10-TEN 25 (11:41) (Shotgun) D.Henry up the middle to TEN 27 for 2 yards (J.Harris, Dj.Jones).
- 2-8-TEN 27 (11:02) (Shotgun) R.Tannehill pass short right to A.Hooper to TEN 34 for 7 yards (A.Singleton).
- 3-1-TEN 34 (10:19) D.Henry left tackle to TEN 35 for 1 yard (J.Jewell).
- 1-10-TEN 35 (9:37) (Shotgun) R.Tannehill pass incomplete short middle to N.Westbrook-Ikhine (K.Jackson).
- 2-10-TEN 35 (9:33) (Shotgun) R.Tannehill pass short right to T.Burks pushed ob at TEN 38 for 3 yards (J.Jewell).
- 3-7-TEN 38 (8:49) (Shotgun) R.Tannehill pass incomplete short right to N.Westbrook-Ikhine (E.Bassey).
- 4-7-TEN 38 (8:42) R.Stonehouse punts 49 yards to DEN 13, Center-M.Cox. M.Washington to DEN 21 for 8 yards (D.Cole).

R1

Denver Broncos at 8:31

- 1-10-DEN 21 (8:31) (Shotgun) R.Wilson pass short left to G.Dulcich to DEN 23 for 2 yards (D.Long).
- Penalty on TEN-S.Okuayinonu, Defensive Offside, offsetting, enforced at DEN 21 - No Play.
- Penalty on DEN-G.Glasgow, Ineligible Downfield Pass, offsetting.
- 1-10-DEN 21 (8:17) (Shotgun) R.Wilson pass incomplete short left to C.Sutton.
- 2-10-DEN 21 (8:13) M.Gordon up the middle to DEN 28 for 7 yards (S.Okuayinonu).
- 3-3-DEN 28 (7:28) (No Huddle, Shotgun) R.Wilson pass incomplete deep left to C.Sutton (T.Mitchell).
- 4-3-DEN 28 (7:23) C.Waitman punts 44 yards to TEN 28, Center-M.Fraboni, fair catch by C.Board.

Tennessee Titans at 7:16

- 1-10-TEN 28 (7:16) R.Tannehill pass short right to N.Westbrook-Ikhine pushed ob at DEN 47 for 25 yards (K.Jackson).
- 1-10-DEN 47 (6:43) D.Henry left guard to DEN 44 for 3 yards (A.Singleton; J.Jewell).
- 2-7-DEN 44 (6:00) (Shotgun) R.Tannehill pass incomplete short right to D.Hilliard.
- 3-7-DEN 44 (5:57) (Shotgun) R.Tannehill pass incomplete short right to T.Burks.
- 4-7-DEN 44 (5:53) R.Stonehouse punts 38 yards to DEN 6, Center-M.Cox, downed by TEN-C.Board.

P2

Denver Broncos at 5:46

- 1-10-DEN 6 (5:46) (Shotgun) R.Wilson pass short middle to G.Dulcich to DEN 17 for 11 yards (D.Long; M.Rice).
- 1-10-DEN 17 (5:17) (Shotgun) R.Wilson pass short left to C.Edmonds pushed ob at DEN 17 for no gain (A.Adams).
- 2-10-DEN 17 (4:39) M.Gordon right tackle to DEN 16 for -1 yards (M.Rice, R.McCreary).
- 3-11-DEN 16 (3:52) (Shotgun) R.Wilson pass deep right to C.Sutton to DEN 32 for 16 yards (R.McCreary).
- 1-10-DEN 32 (3:19) (No Huddle, Shotgun) L.Murray right guard to DEN 33 for 1 yard (D.Long; S.Okuayinonu).
- 2-9-DEN 33 (2:38) (Shotgun) R.Wilson pass incomplete deep middle to G.Dulcich.
- 3-9-DEN 33 (2:31) (Shotgun) R.Wilson sacked at DEN 24 for -9 yards (M.Edwards).
- 4-18-DEN 24 (1:48) C.Waitman punts 50 yards to TEN 26, Center-M.Fraboni. C.Board to TEN 42 for 16 yards (M.Fraboni, P.Locke). FUMBLES (P.Locke), and recovers at TEN 42.

P2

P3

Tennessee Titans at 1:37

- 1-10-TEN 42 (1:37) D.Henry up the middle to TEN 45 for 3 yards (M.Purcell; J.Harris).
- 2-7-TEN 45 (:57) D.Henry right guard to 50 for 5 yards (A.Singleton, N.Bonitto).

Denver Broncos vs Tennessee Titans at Nissan Stadium

3-2-50 (:13) (Shotgun) R.Tannehill pass incomplete short middle to R.Woods (K.Williams).

4-2-50 (:10) R.Stonehouse punts 42 yards to DEN 8, Center-M.Cox, fair catch by M.Washington.

Denver Broncos at 0:03

1-10-DEN 8 (:03) R.Wilson pass short right to K.Hinton to DEN 25 for 17 yards (M.Rice).

P4

END OF QUARTER

	Score	Time Poss	First Downs				Efficiencies	
			R	P	X	T	3 Down	4 Down
Denver Broncos	0	7:14	0	4	0	4	2/5	0/0
Tennessee Titans	0	7:46	1	1	0	2	1/5	0/0

Play By Play

Second Quarter

11/13/2022

Denver Broncos continued.

- 1-10-DEN 25 (15:00) (Shotgun) PENALTY on DEN-E.Tomlinson, False Start, 5 yards, enforced at DEN 25 - No Play.
- 1-15-DEN 20 (15:00) (Shotgun) R.Wilson pass short left to K.Hinton pushed ob at DEN 29 for 9 yards (T.Mitchell).
- 2-6-DEN 29 (14:28) (Shotgun) L.Murray left tackle to DEN 39 for 10 yards (D.Cole, M.Edwards). R5
- 1-10-DEN 39 (13:54) (Shotgun) R.Wilson left end to DEN 37 for -2 yards (M.Edwards).
- 2-12-DEN 37 (13:26) (Shotgun) R.Wilson pass short left to C.Sutton to DEN 40 for 3 yards (T.Mitchell; A.Adams).
- 3-9-DEN 40 (12:44) (Shotgun) R.Wilson pass incomplete short middle to G.Dulcich.
- 4-9-DEN 40 (12:39) C.Waitman punts 46 yards to TEN 14, Center-M.Fraboni. C.Board to TEN 20 for 6 yards (A.Singleton, M.Fraboni).

Tennessee Titans at 12:28

- 1-10-TEN 20 (12:28) (Shotgun) R.Tannehill pass incomplete short left to N.Westbrook-Ikhine (Dj.Jones).
- 2-10-TEN 20 (12:26) R.Tannehill pass short left to D.Hilliard to TEN 26 for 6 yards (Dj.Jones, J.Cooper).
- 3-4-TEN 26 (11:34) (Shotgun) R.Tannehill pass incomplete short right to A.Hooper.
- 4-4-TEN 26 (11:31) R.Stonehouse punts 74 yards to end zone, Center-M.Cox, Touchback.

Denver Broncos at 11:21

- 1-10-DEN 20 (11:21) (Shotgun) PENALTY on DEN-G.Glasgow, False Start, 5 yards, enforced at DEN 20 - No Play.
- 1-15-DEN 15 (11:21) (Shotgun) R.Wilson pass short left to L.Murray pushed ob at DEN 29 for 14 yards (T.Mitchell).
- 2-1-DEN 29 (10:54) L.Murray right guard to DEN 28 for -1 yards (D.Cole, M.Rice).
- 3-2-DEN 28 (10:18) (Shotgun) L.Murray right guard to DEN 30 for 2 yards (T.Tart). R6
- 1-10-DEN 30 (9:44) (Shotgun) R.Wilson pass short right to L.Murray pushed ob at DEN 30 for no gain (R.McCreary).
- 2-10-DEN 30 (9:14) (No Huddle, Shotgun) L.Murray right tackle to DEN 34 for 4 yards (S.Okuayinonu).
- 3-6-DEN 34 (8:30) (Shotgun) R.Wilson pass deep left to J.Virgil for 66 yards, TOUCHDOWN. P7
B.McManus extra point is GOOD, Center-M.Fraboni, Holder-C.Waitman.

DEN 7 TEN 0, 6 plays, 80 yards, 3:00 drive, 6:39 elapsed

B.McManus kicks 53 yards from DEN 35 to TEN 12. H.Haskins to TEN 29 for 17 yards (E.Bassey; D.Turner-Yell).

Tennessee Titans at 8:21, (1st play from scrimmage 8:15)

- 1-10-TEN 29 (8:15) D.Henry right tackle to TEN 32 for 3 yards (Dj.Jones).
- 2-7-TEN 32 (7:38) (Shotgun) D.Henry up the middle to TEN 29 for -3 yards (N.Bonitto).
- 3-10-TEN 29 (6:57) (Shotgun) R.Tannehill sacked at TEN 18 for -11 yards (J.Martin).
- 4-21-TEN 18 (6:28) R.Stonehouse punts 49 yards to DEN 33, Center-M.Cox. M.Washington to DEN 38 for 5 yards (J.Jones, K.Rader). TEN-L.Johnson was injured during the play. His return is Questionable.

Denver Broncos at 6:18

- 1-10-DEN 38 (6:18) L.Murray up the middle to DEN 45 for 7 yards (A.Adams, K.Byard). DEN-B.Turner was injured during the play. His return is Questionable.
- 2-3-DEN 45 (5:56) L.Murray left guard to DEN 46 for 1 yard (M.Rice).
PENALTY on TEN-L.Murchison, Defensive Holding, 5 yards, enforced at DEN 46. X8
- 1-10-TEN 49 (5:30) L.Murray up the middle to TEN 49 for no gain (D.Autry; M.Edwards).
- 2-10-TEN 49 (5:00) R.Wilson pass deep right to C.Sutton to TEN 32 for 17 yards (R.McCreary). P9
- 1-10-TEN 32 (4:24) (Shotgun) R.Wilson scrambles up the middle to TEN 28 for 4 yards (T.Mitchell).
PENALTY on DEN-Q.Meinerz, Offensive Holding, 10 yards, enforced at TEN 32 - No Play.
- 1-20-TEN 42 (3:54) (Shotgun) R.Wilson pass incomplete short right to M.Gordon.
- 2-20-TEN 42 (3:51) (Shotgun) R.Wilson scrambles right end to TEN 41 for 1 yard (S.Okuayinonu; M.Rice).
PENALTY on TEN-S.Okuayinonu, Defensive Offside, 5 yards, enforced at TEN 42 - No Play.
- 2-15-TEN 37 (3:16) (Shotgun) R.Wilson pass incomplete short right to G.Dulcich.
PENALTY on TEN-S.Okuayinonu, Roughing the Passer, 15 yards, enforced at TEN 37 - No Play. X10
- 1-10-TEN 22 (3:13) M.Gordon left guard to TEN 21 for 1 yard (D.Long). TEN-K.Strong was injured during the play. His return is Questionable.
- 2-9-TEN 21 (2:40) R.Wilson pass incomplete short left to M.Gordon [T.Tart].
- 3-9-TEN 21 (2:35) (Shotgun) R.Wilson pass incomplete deep middle to T.Cleveland (J.Kalu) [R.Weaver].
- 4-9-TEN 21 (2:27) B.McManus 39 yard field goal is GOOD, Center-M.Fraboni, Holder-C.Waitman.

DEN 10 TEN 0, 9 plays, 41 yards, 3 penalties, 3:55 drive, 12:37 elapsed

B.McManus kicks 65 yards from DEN 35 to end zone, Touchback.

Tennessee Titans at 2:23

- 1-10-TEN 25 (2:23) (Shotgun) R.Tannehill pass short middle to D.Henry to TEN 32 for 7 yards (J.Jewell; K.Williams).

Denver Broncos vs Tennessee Titans at Nissan Stadium

Two-Minute Warning

2-3-TEN 32	(2:00) (Shotgun) R.Tannehill pass incomplete short right to D.Henry.	
3-3-TEN 32	(1:57) (Shotgun) R.Tannehill pass short middle to R.Woods to TEN 38 for 6 yards (K.Jackson, J.Jewell).	P3
<u>1-10-TEN 38</u>	(1:37) (No Huddle, Shotgun) R.Tannehill pass incomplete deep right to A.Hooper (P.Locke).	
2-10-TEN 38	(1:32) (Shotgun) R.Tannehill pass short right to N.Westbrook-Ikhine to DEN 46 for 16 yards (P.Locke).	P4
<u>1-10-DEN 46</u>	(1:11) (No Huddle, Shotgun) R.Tannehill pass short middle to A.Hooper to DEN 41 for 5 yards (E.Bassey).	
2-5-DEN 41	(:54) (No Huddle, Shotgun) R.Tannehill pass short middle to N.Westbrook-Ikhine to DEN 35 for 6 yards (K.Jackson).	P5
	Timeout #1 by TEN at 00:50.	
<u>1-10-DEN 35</u>	(:50) (Shotgun) R.Tannehill pass short left to T.Burks to DEN 29 for 6 yards (P.Surtain).	
2-4-DEN 29	(:34) (No Huddle, Shotgun) R.Tannehill pass short right to R.Woods to DEN 25 for 4 yards (D.Mathis). The Replay Official reviewed the first down ruling, and the play was Upheld. The ruling on the field stands. Timeout #2 by TEN at 00:29.	P6
<u>1-10-DEN 25</u>	(:29) (Shotgun) R.Tannehill scrambles up the middle to DEN 14 for 11 yards (J.Jewell).	R7
	PENALTY on DEN-K.Williams, Defensive Holding, 5 yards, enforced at DEN 14.	X8
<u>1-9-DEN 9</u>	(:22) (Shotgun) R.Tannehill pass incomplete short left to R.Woods (D.Williams).	
2-9-DEN 9	(:19) (Shotgun) R.Tannehill pass incomplete short right to T.Burks.	
	Timeout #1 by DEN at 00:16.	
3-9-DEN 9	(:16) (Shotgun) R.Tannehill pass short left to N.Westbrook-Ikhine for 9 yards, TOUCHDOWN.	P9
	R.Bullock extra point is GOOD, Center-M.Cox, Holder-R.Stonehouse.	

DEN 10 TEN 7, 13 plays, 75 yards, 1 penalty, 2:11 drive, 14:48 elapsed
--

R.Bullock kicks 47 yards from TEN 35 to DEN 18. T.Cleveland to DEN 26 for 8 yards (T.Avery).

Denver Broncos at 0:12, (1st play from scrimmage 0:06)

1-10-DEN 26 (:06) R.Wilson kneels to DEN 25 for -1 yards.

END OF QUARTER

	Score	Time Poss	First Downs				Efficiencies	
			R	P	X	T	3 Down	4 Down
Denver Broncos	10	9:39	2	2	2	6	2/4	0/0
Tennessee Titans	7	5:21	1	5	1	7	2/4	0/0

Third Quarter

11/13/2022

Play By Play

DEN elects to Receive, and TEN elects to defend the North goal.

R.Stonehouse kicks 65 yards from TEN 35 to end zone, Touchback.

Denver Broncos at 15:00

- 1-10-DEN 25 (15:00) R.Wilson pass incomplete short right to E.Tomlinson.
- 2-10-DEN 25 (14:56) M.Gordon left tackle to DEN 30 for 5 yards (T.Mitchell).
- 3-5-DEN 30 (14:11) (Shotgun) R.Wilson pass incomplete deep middle to M.Washington (J.Kalu) [D.Autry].
- 4-5-DEN 30 (14:01) C.Waitman punts 40 yards to TEN 30, Center-M.Fraboni, fair catch by C.Board.

Tennessee Titans at 13:54

- 1-10-TEN 30 (13:54) D.Henry left tackle to TEN 37 for 7 yards (M.Purcell).
- 2-3-TEN 37 (13:18) (Shotgun) R.Tannehill pass incomplete deep right to A.Hooper.
PENALTY on TEN-A.Brewer, Offensive Holding, 10 yards, enforced at TEN 37 - No Play.
- 2-13-TEN 27 (13:12) D.Henry left end to TEN 37 for 10 yards (K.Jackson).
- 3-3-TEN 37 (12:35) (Shotgun) D.Hilliard up the middle to TEN 39 for 2 yards (A.Singleton; D.Jones).
- 4-1-TEN 39 (11:46) (Punt formation) PENALTY on TEN, Delay of Game, 5 yards, enforced at TEN 39 - No Play.
- 4-6-TEN 34 (11:34) R.Stonehouse punts 66 yards to end zone, Center-M.Cox, Touchback.

Denver Broncos at 11:26

- 1-10-DEN 20 (11:26) M.Gordon left end pushed ob at DEN 31 for 11 yards (M.Rice; E.Molden). R11
- 1-10-DEN 31 (11:00) (No Huddle) M.Gordon left guard to DEN 32 for 1 yard (T.Tart).
PENALTY on TEN-T.Tart, Defensive Offside, 5 yards, enforced at DEN 31 - No Play.
- 1-5-DEN 36 (10:41) M.Gordon right end to DEN 37 for 1 yard (D.Autry).
- 2-4-DEN 37 (10:00) R.Wilson pass short right to M.Gordon to DEN 46 for 9 yards (M.Rice, D.Long). P12
- 1-10-DEN 46 (9:20) L.Murray left guard to DEN 46 for no gain (D.Long).
- 2-10-DEN 46 (8:41) PENALTY on DEN-C.Anderson, False Start, 5 yards, enforced at DEN 46 - No Play.
- 2-15-DEN 41 (8:19) (Shotgun) R.Wilson sacked at DEN 40 for -1 yards (N.Jones).
- 3-16-DEN 40 (7:39) (Shotgun) R.Wilson pass short right to E.Saubert pushed ob at TEN 48 for 12 yards (E.Molden).
- 4-4-TEN 48 (7:00) C.Waitman punts 28 yards to TEN 20, Center-M.Fraboni, fair catch by C.Board.

Tennessee Titans at 6:53

- 1-10-TEN 20 (6:53) D.Henry left end to TEN 22 for 2 yards (J.Harris).
- 2-8-TEN 22 (6:09) (Shotgun) R.Tannehill pass short right to T.Burks to TEN 37 for 15 yards (P.Surtain; J.Jewell). P10
- 1-10-TEN 37 (5:25) R.Tannehill pass deep right to N.Westbrook-Ikhine for 63 yards, TOUCHDOWN. P11
R.Bullock extra point is GOOD, Center-M.Cox, Holder-R.Stonehouse.

DEN 10 TEN 14, 3 plays, 80 yards, 1:39 drive, 9:46 elapsed

R.Stonehouse kicks 65 yards from TEN 35 to end zone, Touchback.

Denver Broncos at 5:14

- 1-10-DEN 25 (5:14) R.Wilson pass short left to K.Hinton to DEN 26 for 1 yard (T.Mitchell).
- 2-9-DEN 26 (4:36) R.Wilson pass incomplete short right [E.Molden].
- 3-9-DEN 26 (4:29) (Shotgun) R.Wilson sacked at DEN 16 for -10 yards (D.Walker).
PENALTY on TEN-R.McCreary, Defensive Holding, 5 yards, enforced at DEN 26 - No Play. X13
- 1-10-DEN 31 (4:07) C.Edmonds left guard to DEN 30 for -1 yards (N.Jones, D.Long). DEN-G.Glasgow was injured during the play. His return is Questionable.
- 2-11-DEN 30 (3:36) (Shotgun) C.Edmonds left guard to DEN 40 for 10 yards (A.Adams, N.Jones).
- 3-1-DEN 40 (2:55) R.Wilson up the middle to DEN 40 for no gain (K.Strong). TEN-D.Long was injured during the play. His return is Questionable.
- 4-1-DEN 40 (2:30) R.Wilson up the middle to DEN 42 for 2 yards (T.Tart). R14
- 1-10-DEN 42 (1:53) (Shotgun) R.Wilson pass incomplete short left to C.Edmonds (R.Weaver).
- 2-10-DEN 42 (1:49) (Shotgun) R.Wilson FUMBLES (Aborted) at DEN 37, and recovers at DEN 38. R.Wilson to DEN 39 for 1 yard (E.Molden).
- 3-13-DEN 39 (1:08) (Shotgun) R.Wilson pass incomplete deep right to T.Cleveland [M.Edwards].
- 4-13-DEN 39 (1:00) C.Waitman punts 41 yards to TEN 20, Center-M.Fraboni, downed by DEN-J.Martin.

Tennessee Titans at 0:50

- 1-10-TEN 20 (:50) D.Henry left tackle to TEN 23 for 3 yards (J.Cooper, D.Mathis).
- 2-7-TEN 23 (:06) R.Tannehill pass incomplete short middle to R.Woods [J.Harris].
- 3-7-TEN 23 (:02) (Shotgun) R.Tannehill pass incomplete deep middle to R.Woods [D.Jones].

Denver Broncos vs Tennessee Titans at Nissan Stadium

END OF QUARTER

	Score	Time Poss	First Downs				Efficiencies	
			R	P	X	T	3 Down	4 Down
Denver Broncos	10	10:03	2	1	1	4	0/4	1/1
Tennessee Titans	14	4:57	0	2	0	2	0/2	0/0

Play By Play

Fourth Quarter

11/13/2022

Tennessee Titans continued.

- 4-7-TEN 23 (15:00) R.Stonehouse punts 50 yards to DEN 27, Center-M.Cox. M.Washington to DEN 31 for 4 yards (D.Hilliard, H.Haskins).
PENALTY on DEN-T.Cleveland, Illegal Block Above the Waist, 10 yards, enforced at DEN 28.

Denver Broncos at 14:49

- 1-10-DEN 18 (14:49) R.Wilson FUMBLES (Aborted) at DEN 17, and recovers at DEN 17.
2-11-DEN 17 (14:12) (Shotgun) R.Wilson pass short left to M.Gordon pushed ob at DEN 28 for 11 yards (A.Adams) [D.Walker]. P15
1-10-DEN 28 (13:36) (Shotgun) R.Wilson sacked at DEN 19 for -9 yards (D.Walker).
2-19-DEN 19 (12:50) (Shotgun) R.Wilson pass short middle to M.Gordon to DEN 28 for 9 yards (D.Long, D.Walker). TEN-D.Long was injured during the play. His return is Questionable.
3-10-DEN 28 (12:08) (Shotgun) R.Wilson sacked at DEN 19 for -9 yards (D.Cole).
4-19-DEN 19 (11:29) C.Waitman punts 51 yards to TEN 30, Center-M.Fraboni. C.Board to TEN 42 for 12 yards (J.Cooper).

Tennessee Titans at 11:19

- 1-10-TEN 42 (11:19) D.Henry right tackle to TEN 42 for no gain (D.Williams).
Timeout #1 by TEN at 10:30.
2-10-TEN 42 (10:30) (Shotgun) R.Tannehill pass short right to A.Hooper to TEN 46 for 4 yards (P.Locke).
3-6-TEN 46 (9:50) (Shotgun) PENALTY on TEN-T.Burks, False Start, 5 yards, enforced at TEN 46 - No Play.
3-11-TEN 41 (9:48) (Shotgun) R.Tannehill pass short left to A.Hooper to DEN 42 for 17 yards (E.Bassey; K.Jackson). P12
1-10-DEN 42 (8:58) R.Tannehill pass short right to D.Henry to DEN 35 for 7 yards (A.Singleton, D.Williams).
2-3-DEN 35 (8:16) D.Henry right end to DEN 34 for 1 yard (J.Jewell).
3-2-DEN 34 (7:39) (Shotgun) M.Willis to DEN 38 for -4 yards. FUMBLES, RECOVERED by DEN-M.Purcell at DEN 38.

Denver Broncos at 7:34

- 1-10-DEN 38 (7:34) (Shotgun) R.Wilson pass incomplete deep middle to K.Hinton [D.Autry].
2-10-DEN 38 (7:30) (Shotgun) PENALTY on DEN-L.Murray, False Start, 5 yards, enforced at DEN 38 - No Play.
2-15-DEN 33 (7:30) (Shotgun) R.Wilson pass incomplete short left to C.Sutton (T.Mitchell).
3-15-DEN 33 (7:26) (Shotgun) R.Wilson pass short left to L.Murray pushed ob at DEN 42 for 9 yards (A.Adams).
4-6-DEN 42 (6:58) C.Waitman punts 58 yards to end zone, Center-M.Fraboni, Touchback.

Tennessee Titans at 6:51

- 1-10-TEN 20 (6:51) D.Henry left tackle to TEN 25 for 5 yards (J.Harris).
2-5-TEN 25 (6:22) (No Huddle) R.Tannehill pass incomplete short left to R.Woods (P.Surtain).
3-5-TEN 25 (6:17) (Shotgun) R.Tannehill pass short middle to A.Hooper to TEN 33 for 8 yards (A.Singleton). P13
1-10-TEN 33 (5:36) D.Henry left guard to TEN 37 for 4 yards (J.Jewell; M.Henningsen).
2-6-TEN 37 (4:52) D.Henry left tackle to TEN 39 for 2 yards (D.Williams, A.Singleton).
3-4-TEN 39 (4:07) (Shotgun) R.Tannehill pass deep middle to C.Okonkwo to DEN 20 for 41 yards (P.Surtain). P14
1-10-DEN 20 (3:17) D.Henry left tackle to DEN 20 for no gain (J.Jewell).
Timeout #1 by DEN at 03:13.
2-10-DEN 20 (3:13) D.Henry left tackle to DEN 17 for 3 yards (M.Purcell, J.Cooper).
Timeout #2 by DEN at 03:08.
3-7-DEN 17 (3:08) (Shotgun) R.Tannehill pass incomplete deep left to C.Okonkwo (D.Mathis).
4-7-DEN 17 (3:02) R.Bullock 35 yard field goal is GOOD, Center-M.Cox, Holder-R.Stonehouse.

DEN 10 TEN 17, 10 plays, 63 yards, 3:52 drive, 12:01 elapsed

R.Stonehouse kicks 50 yards from TEN 35 to DEN 15. T.Cleveland to DEN 25 for 10 yards (T.Avery).

Denver Broncos at 2:59, (1st play from scrimmage 2:54)

- 1-10-DEN 25 (2:54) (Shotgun) R.Wilson sacked at DEN 23 for -2 yards (sack split by R.Weaver and D.Walker).
2-12-DEN 23 (2:27) (No Huddle, Shotgun) R.Wilson pass short left to C.Sutton to DEN 30 for 7 yards (T.Mitchell, K.Byard).
3-5-DEN 30 (2:03) (No Huddle, Shotgun) R.Wilson pass incomplete short left to C.Sutton [R.Weaver].

Two-Minute Warning

- 4-5-DEN 30 (1:54) (Shotgun) R.Wilson scrambles left end pushed ob at DEN 39 for 9 yards (A.Adams). R16
1-10-DEN 39 (1:48) (No Huddle, Shotgun) R.Wilson pass short middle to M.Gordon to TEN 44 for 17 yards (K.Byard; R.McCreary). P17
1-10-TEN 44 (1:15) (No Huddle, Shotgun) R.Wilson pass short left to C.Sutton to TEN 27 for 17 yards (D.Cole). P18
1-10-TEN 27 (:48) (No Huddle, Shotgun) R.Wilson pass short left to C.Sutton pushed ob at TEN 21 for 6 yards (T.Mitchell).
2-4-TEN 21 (:42) (No Huddle, Shotgun) R.Wilson pass incomplete short left to T.Cleveland.

Denver Broncos vs Tennessee Titans at Nissan Stadium

- 3-4-TEN 21 (:38) (Shotgun) R.Wilson sacked at TEN 30 for -9 yards (R.Weaver). FUMBLES (R.Weaver) [R.Weaver], touched at TEN 29, recovered by DEN-Q.Bailey at TEN 30.
 Timeout #3 by DEN at 00:30.
 Timeout #2 by TEN at 00:30.
- 4-13-TEN 30 (:30) (Shotgun) R.Wilson pass short left to G.Dulcich to TEN 31 for -1 yards (J.Kalu) [T.Tart].
 PENALTY on TEN-R.Weaver, Defensive Offside, 5 yards, enforced at TEN 30 - No Play.
- 4-8-TEN 25 (:20) (Shotgun) R.Wilson pass deep middle intended for C.Sutton INTERCEPTED by T.Mitchell (J.Kalu) [M.Edwards] at TEN 0. T.Mitchell to TEN 1 for 1 yard.
- Tennessee Titans at 0:11
- 1-10-TEN 1 (:11) R.Tannehill up the middle to TEN 2 for 1 yard (M.Purcell; D.Jones).

END OF QUARTER

	Score	Time Poss	First Downs				Efficiencies	
			R	P	X	T	3 Down	4 Down
Denver Broncos	10	7:01	1	3	0	4	0/4	1/2
Tennessee Titans	17	7:59	0	3	0	3	3/5	0/0

Miscellaneous Statistics Report

Denver Broncos vs Tennessee Titans
11/13/2022 at Nissan Stadium

Ten Longest Plays for Denver Broncos

Yards	Qtr	Play Start	Play Description
66	2	3-6-DEN 34	(8:30) (Shotgun) R.Wilson pass deep left to J.Virgil for 66 yards, TOUCHDOWN.
35	1	3-10-DEN 4	(13:17) (Shotgun) R.Wilson pass deep left to K.Hinton to DEN 39 for 35 yards (T.Mitchell) [M.Edwards].
17	1	1-10-DEN 8	(:03) R.Wilson pass short right to K.Hinton to DEN 25 for 17 yards (M.Rice).
17	2	2-10-TEN 49	(5:00) R.Wilson pass deep right to C.Sutton to TEN 32 for 17 yards (R.McCreary).
17	4	1-10-DEN 39	(1:48) (No Huddle, Shotgun) R.Wilson pass short middle to M.Gordon to TEN 44 for 17 yards (K.Byard; R.McCreary).
17	4	1-10-TEN 44	(1:15) (No Huddle, Shotgun) R.Wilson pass short left to C.Sutton to TEN 27 for 17 yards (D.Cole).
16	1	3-11-DEN 16	(3:52) (Shotgun) R.Wilson pass deep right to C.Sutton to DEN 32 for 16 yards (R.McCreary).
14	2	1-15-DEN 15	(11:21) (Shotgun) R.Wilson pass short left to L.Murray pushed ob at DEN 29 for 14 yards (T.Mitchell).
12	3	3-16-DEN 40	(7:39) (Shotgun) R.Wilson pass short right to E.Saubert pushed ob at TEN 48 for 12 yards (E.Molden).
11	1	1-10-DEN 6	(5:46) (Shotgun) R.Wilson pass short middle to G.Dulcich to DEN 17 for 11 yards (D.Long; M.Rice).

Ten Longest Plays for Tennessee Titans

Yards	Qtr	Play Start	Play Description
63	3	1-10-TEN 37	(5:25) R.Tannehill pass deep right to N.Westbrook-Ikhine for 63 yards, TOUCHDOWN.
41	4	3-4-TEN 39	(4:07) (Shotgun) R.Tannehill pass deep middle to C.Okonkwo to DEN 20 for 41 yards (P.Surtain).
25	1	1-10-TEN 28	(7:16) R.Tannehill pass short right to N.Westbrook-Ikhine pushed ob at DEN 47 for 25 yards (K.Jackson).
17	4	3-11-TEN 41	(9:48) (Shotgun) R.Tannehill pass short left to A.Hooper to DEN 42 for 17 yards (E.Bassey; K.Jackson).
16	2	2-10-TEN 38	(1:32) (Shotgun) R.Tannehill pass short right to N.Westbrook-Ikhine to DEN 46 for 16 yards (P.Locke).
16	2	1-10-DEN 25	(:29) (Shotgun) R.Tannehill scrambles up the middle to DEN 14 for 11 yards (J.Jewell).
15	3	2-8-TEN 22	(6:09) (Shotgun) R.Tannehill pass short right to T.Burks to TEN 37 for 15 yards (P.Surtain; J.Jewell).
10	3	2-13-TEN 27	(13:12) D.Henry left end to TEN 37 for 10 yards (K.Jackson).
9	2	3-9-DEN 9	(:16) (Shotgun) R.Tannehill pass short left to N.Westbrook-Ikhine for 9 yards, TOUCHDOWN.
8	4	3-5-TEN 25	(6:17) (Shotgun) R.Tannehill pass short middle to A.Hooper to TEN 33 for 8 yards (A.Singleton).

Touchdown Scoring Information

		Offense	Defense	Special Teams
VISITOR	Denver Broncos	1	0	0
HOME	Tennessee Titans	2	0	0

Player Scoring Information

Club	Player	TD	Rush TD	Rec TD	KO TD	Punt TD	Int TD	Fum TD	Misc TD	FG	XP	2Pt Rush	2Pt Rec	Sfty	Points
DEN	J.Virgil	0	0	1	0	0	0	0	0	0	0	0	0	0	6
DEN	B.McManus	0	0	0	0	0	0	0	0	1	1	0	0	0	4
TEN	N.Westbrook-Ikhine	0	0	2	0	0	0	0	0	0	0	0	0	0	12
TEN	R.Bullock	0	0	0	0	0	0	0	0	1	2	0	0	0	5

Possession Detail

	First Half		Second Half		Game	
	Visitor	Home	Visitor	Home	Visitor	Home
Largest Lead	10	0	0	7	10	7
Drives Leading	2	0	2	4	4	4
Time of Possession Leading	4:07	0:00	5:39	8:49	9:46	8:49
Largest Deficit	0	-10	-7	0	-7	-10
Drives Trailing	0	2	4	2	4	4
Time of Possession Trailing	0:00	4:14	11:25	4:07	11:25	8:21
Times Score Tied Up		0		0		0
Lead Changes		1		1		2

Playtime Percentage

Percent of playtime per player on offense, defense and special teams (Unofficial)

Denver Broncos					Tennessee Titans				
		Offense	Defense	Special Teams			Offense	Defense	Special Teams
C Anderson	T	80 100%		2 7%	A Brewer	G	62 100%		3 10%
Q Meinerz	G	80 100%		2 7%	D Daley	T	62 100%		3 10%
R Wilson	QB	80 100%			N Davis	G	62 100%		3 10%
D Risner	G	80 100%			N Petit-Frere	T	62 100%		3 10%
K Hinton	WR	77 96%			B Jones	C	62 100%		
C Sutton	WR	74 92%			R Tannehill	QB	61 98%		
G Dulcich	TE	71 89%			R Woods	WR	50 81%		
G Glasgow	G	55 69%			N Westbrook-Ikhine	WR	48 77%		
Q Bailey	T	50 62%		2 7%	A Hooper	TE	38 61%		
M Gordon	RB	43 54%			D Henry	RB	36 58%		
B Turner	T	30 38%			T Burks	WR	35 56%		
T Cleveland	WR	27 34%		23 79%	G Swaim	TE	33 53%		3 10%
L Wattenberg	C	25 31%		2 7%	D Hilliard	RB	26 42%		19 66%
L Murray	RB	25 31%			C Okonkwo	TE	20 32%		23 79%
J Virgil	WR	24 30%		5 17%	K Rader	TE	13 21%		16 55%
E Tomlinson	TE	21 26%		6 21%	C Hollister	WR	9 15%		15 52%
E Saubert	TE	15 19%		25 86%	H Haskins	RB	2 3%		23 79%
C Edmonds	RB	15 19%			M Willis	QB	1 2%		
M Washington	WR	7 9%		14 48%	A Adams	SS		80 100%	5 17%
J Jeudy	WR	1 1%			R McCreary	CB		80 100%	4 14%
D Mathis	CB		62 100%	2 7%	T Mitchell	CB		80 100%	
J Jewell	LB		62 100%	1 3%	K Byard	FS		80 100%	
P Surtain	CB		62 100%	1 3%	D Long	LB		61 76%	
K Jackson	SS		62 100%		M Edwards	DT		59 74%	3 10%
D Jones	DE		51 82%	1 3%	E Molden	CB		56 70%	
P Locke	FS		49 79%	13 45%	D Autry	DE		52 65%	2 7%
J Cooper	LB		43 69%	15 52%	D Walker	DE		44 55%	1 3%
K Williams	CB		38 61%	1 3%	M Rice	LB		43 54%	10 34%
D Jones	DT		38 61%		T Tart	DT		43 54%	4 14%
M Purcell	NT		35 56%	5 17%	R Weaver	LB		43 54%	2 7%
A Singleton	LB		33 53%	13 45%	D Cole	LB		36 45%	26 90%
D Williams	DT		32 52%	4 14%	K Strong	DE		27 34%	2 7%
N Bonitto	LB		31 50%	1 3%	S Okuyayinonu	DE		26 32%	
J Harris	DE		24 39%	3 10%	J Kalu	FS		23 29%	14 48%
J Martin	DE		22 35%	27 93%	T Avery	CB		14 18%	23 79%
E Basse	CB		16 26%	27 93%	L Murchison	DT		13 16%	3 10%
J Griffith	LB		13 21%	26 90%	N Jones	DT		13 16%	
M Henningsen	DE		9 15%	12 41%	L Johnson	CB		7 9%	10 34%
J Strnad	LB			26 90%	J Jones	LB			26 90%
D Turner-Yell	SS			14 48%	T Carter	FB			15 52%
A Harris	FS			14 48%	R Stonehouse	P			14 48%
C Waitman	P			11 38%	C Board	WR			13 45%
M Fraboni	LS			11 38%	M Cox	LS			11 38%
B McManus	K			5 17%	C Farley	CB			10 34%
M Ojemudia	CB			5 17%					

R Bullock	K	4	14%
L Clark	T	3	10%
C Levin	C	3	10%

2022 TENNESSEE TITANS REGULAR SEASON STATISTICS

Won 6, Lost 3

Date	W-L	Score	OT	Opponent	Attendance
09/11	L	20-21		N.Y. Giants	67,805
09/19	L	7-41		at Buffalo	70,683
09/25	W	24-22		Las Vegas	68,649
10/02	W	24-17		at Indianapolis	65,781
10/09	W	21-17		at Washington	51,836
10/23	W	19-10		Indianapolis	69,459
10/30	W	17-10		at Houston	68,467
11/06	L	17-20	OT	at Kansas City	73,475
11/13	W	17-10		Denver	69,240
11/17				at Green Bay	
11/27				Cincinnati	
12/04				at Philadelphia	
12/11				Jacksonville	
12/18				at L.A. Chargers	
12/24				Houston	
12/29				Dallas	
01/08				at Jacksonville	

Statistic	Tenn.	Opp.
Total First Downs	139	178
Rushing	55	50
Passing	70	112
Penalty	14	16
3rd Down: Made/Att	37/110	34/122
3rd Down Pct.	33.6	27.9
4th Down: Made/Att	3/5	14/17
4th Down Pct.	60.0	82.4
Possession Avg.	29:10	30:50
Total Net Yards	2535	3219
Avg. Per Game	281.7	357.7
Total Plays	505	588
Avg. Per Play	5.0	5.5
Net Yards Rushing	1201	766
Avg. Per Game	133.4	85.1
Total Rushes	272	194
Net Yards Passing	1334	2453
Avg. Per Game	148.2	272.6
Sacked/Yards Lost	21/159	29/201
Gross Yards	1493	2654
Att./Completions	212/126	365/236
Completion Pct.	59.4	64.7
Had Intercepted	4	9
Punts/Average	51/53.2	48/44.9
Net Punting Avg.	51/45.3	48/39.8
Penalties/Yards	62/492	66/451
Fumbles/Ball Lost	10/6	13/4
Touchdowns	19	19
Rushing	10	2
Passing	8	16
Returns	1	1

Score By Periods	Q1	Q2	Q3	Q4	OT	PTS
Team	45	78	31	12	0	166
Opponents	16	53	61	35	3	168

Scoring	TD	Rush	Rec	Ret	K-PAT	FG	S	PTS
Henry	9	9	0	0			0	54
Bullock	0	0	0	0	19/19	11/13	0	52
Hilliard	3	0	3	0			0	18
Westbrook-Ikhine	2	0	2	0			0	12
Adams	1	0	0	1			0	6
Okonkwo	1	0	1	0			0	6
Swaim	1	0	1	0			0	6
Tannehill	1	1	0	0			0	6
Woods	1	0	1	0			0	6
Team	19	10	8	1	19/19	11/13	0	166
Opponents	19	2	16	1	14/15	12/14	0	168

2-Pt Conv: TM 0-0, OPP 2-4

Sacks: Autry 7, Simmons 5.5, Weaver 5.5, Walker 3.5, Dupree 3, Edwards LG 2, Edwards TM 2, Cole 1, N. Jones 1, Okuayinonu 0.5, **TM 29, OPP 21**
FUM/Lost: Philips 2/2, Tannehill 2/1, Willis 2/2, Board(TM) 1/0, Board(LG) 1/0, Henry 1/0, Hooker 1/0, Woods 1/1

Passing	Att	Cmp	Yds	Cmp%	Yds/Att	TD	TD%	Int	Int%	Long	Sack/Lost	Rating
Tannehill	182	114	1352	62.6	7.43	8	4.4	3	1.6	63t	15/121	93.0
Willis	30	12	141	40.0	4.70	0	0.0	1	3.3	48	6/38	41.1
Team	212	126	1493	59.4	7.04	8	3.8	4	1.9	63t	21/159	85.7
Opponents	365	236	2654	64.7	7.27	16	4.4	9	2.5	75t	29/201	90.6

Rushing	No.	Yds	Avg	Long	TD
Henry	202	923	4.6	56	9
Hilliard	18	123	6.8	30	0
Willis	18	64	3.6	17	0
Haskins	10	42	4.2	9	0
Tannehill	21	41	2.0	11	1
Burks	2	12	6.0	8	0
Okonkwo	1	-4	-4.0	-4	0
Team	272	1201	4.4	56	10
Opponents	194	766	3.9	68	2

Receiving	No.	Yds	Avg	Long	TD
Woods	24	266	11.1	41	1
Hooper	17	191	11.2	23	0
Henry	16	154	9.6	24	0
Hilliard	15	146	9.7	31	3
Burks	13	153	11.8	27	0
Westbrook-Ikhine	12	257	21.4	63t	2
Philips	8	78	9.8	21	0
Okonkwo	7	141	20.1	48	1
Swaim	7	43	6.1	13	1
Hollister	3	54	18.0	27	0
Haskins	3	7	2.3	5	0
Kinsey	1	3	3.0	3	0
Team	126	1493	11.8	63t	8
Opponents	236	2654	11.2	75t	16

Interceptions	No.	Yds	Avg	Long	TD
Long	2	4	2.0	4	0
Adams	1	76	76.0	76t	1
Byard	1	24	24.0	24	0
McCreary	1	4	4.0	4	0
Mitchell	1	1	1.0	1	0
Fulton	1	0	0.0	0	0
Hooker	1	0	0.0	0	0
Tart	1	0	0.0	0	0
Team	9	109	12.1	76t	1
Opponents	4	89	22.3	43t	1

Punting	No.	Yds	Avg	Net	TB	In	Lg	B
Stonehouse	51	2711	53.2	45.3	5	20	74	0
Team	51	2711	53.2	45.3	5	20	74	0
Opponents	48	2156	44.9	39.8	3	16	69	0

Punt Returns	Ret	FC	Yds	Avg	Long	TD
Woods	8	10	72	9.0	21	0
Philips	5	2	62	12.4	46	0
Board	4	3	51	12.8	17	0
Hooker	1	0	0	0.0	0	0
Team	18	15	185	10.3	46	0
Opponents	31	8	303	9.8	24	0

Kickoff Returns	No.	Yds	Avg	Long	TD
Haskins	15	325	21.7	37	0
Cannon	2	33	16.5	19	0
Team	17	358	21.1	37	0
Opponents	15	254	16.9	26	0

Field Goals	1-19	20-29	30-39	40-49	50+
Bullock	0/0	4/4	2/2	5/7	0/0
Team	0/0	4/4	2/2	5/7	0/0
Opponents	0/0	4/4	4/4	2/3	2/3

Bullock: (46G,23G,47N)(48G)(44G)(27G,28G, 38G,48G)(48N,29G)(44G) (35G)
 OPP:)(49G,37G)(21G,32G,35G)(27G,51N)(50G)(50G) (43G)(23G,47N,28G) (39G)

TITANS DELIVER WITH 27-17 WIN OVER THE PACKERS

**BY JIM WYATT
TENNESSEETITANS.COM
NOVEMBER 17, 2022**

GREEN Bay, Wisc. – On Amazon Prime, the Titans delivered at Lambeau Field.

The team's 27-17 win over the Packers arrived just in time.

"It felt good," Titans running back Derrick Henry said. "On a short week, we came in determined, paying attention to the little details and focused on getting better. We came into a great environment, a hostile environment, and we were able to get the win. We played a great game as a team."

Titans quarterback Ryan Tannehill completed 22-of-27 passes for 333 yards and two touchdowns in the contest, along with an interception.

Henry ran for a touchdown, and he also threw for another. He also went over the 1,000-yard mark for the season, thanks to 87 rushing yards against the Packers.

With the win, the Titans improved to 7-3.

"I'm proud of the way the guys came out and competed," Tannehill said. "We came in and wanted to be the more physical team, and I thought we were."

Titans head coach Mike Vrabel said the win "is indicative of who we are."

Rookie receiver Treyton Burks had a breakout game with the Titans, as he caught seven passes for 111 yards.

Tight end Austin Hooper caught a pair of touchdowns, including one from Henry.

Defensively, the Titans held the Packers to just 271 yards of offense, and 15 first downs.

Packers quarterback Aaron Rodgers completed 24-of-39 passes for 227 yards and two touchdowns, but the Titans stopped the run, and got off the field at critical times. The Packers were 0-2 on fourth down.

"It feels great, to come to Lambeau and get a big W," Titans safety Kevin Byard said, "especially against a Hall of Fame quarterback."

The Titans took a 7-0 lead early on a 14-yard touchdown pass from Tannehill to running back Dontrell Hilliard, which capped an eight-play, 83-yard drive.

The Packers cut the lead to 7-6 on a 14-yard touchdown pass from Rodgers to Christian Watson, with Kristian Fulton defending. Denico Autry blocked the extra point attempt, and it was 7-6 Titans at the end of the first quarter.

The Titans dominated the second quarter, when they surged ahead.

After an 18-play drive was stopped inside the Green Bay five when Henry was stuffed on fourth-and-one, the Titans forced a three-and-out, and they got the ball back.

The Titans then put together an eight-play, 41-yard drive that was capped off with a four-yard run by Henry, which made it 14-6 Titans at the half. The Titans ran 27 offensive plays to Green Bay's six in the second quarter, as they dominated play.

The Packers cut the lead to 14-9 on a 39-yard field goal by kicker Mason Crosby at the 8:25 mark of the third quarter.

The Titans scored a touchdown on a little trickery on their next possession, as Henry threw a "jump pass" to Hooper for a three-yard touchdown. The score made it 20-9, as the extra point attempt by Josh Lambo was no good.

"When it got called in the huddle, I was like, "It's time," Hooper said.

"Luckily it worked like it did in the walk-through."

The Packers responded, as they cut the lead to 20-17 on another touchdown pass from Rodgers to Watson, this one from eight yards, and a successful two-point try.

But the Titans just kept on coming, and Tannehill connected with Hooper for a 16-yard touchdown to cap off a five-play, 63-yard drive, to make it 27-17.

The Titans return to action on November 27 against the Bengals at Nissan Stadium

###

National Football League Game Summary

NFL Copyright © 2022 by The National Football League. All rights reserved. This summary and play-by-play is for the express purpose of assisting media in their coverage of the game; any other use of this material is prohibited without the written permission of the National Football League.

Date: Thursday, 11/17/2022

Tennessee Titans at Green Bay Packers
at Lambeau Field, Green Bay, WI

Start Time: 7:15 PM CST

Game Day Weather

Game Weather: Cloudy

Temp: 26° F (-3.3° C) Humidity: 78%, Wind: W 10 mph

Played Open Stadium on Turf: SISGrass

Outdoor Weather: , Wind Chill: 16

Officials

Referee: Vinovich, Bill (52)
Line Judge: Perlman, Mark (9)
Back Judge: Russell, Jimmy (82)

Umpire: Moore, Alex (49)
Field Judge: Blubaugh, Joe (57)
Replay Official: Butterworth, Mark (0)

Down Judge: Bergman, Jerry (91)
Side Judge: Buchanan, Jimmy (86)

Lineups

Tennessee Titans			Green Bay Packers				
Offense		Defense	Offense		Defense		
WR 2	R.Woods	DL 95	D.Walker	WR 9	C.Watson	DE 94	D.Lowry
TE 85	C.Okonkwo	DT 98	J.Simmons	LT 69	D.Bakhtiari	NT 97	K.Clark
LT 71	D.Daley	NT 93	T.Tart	LG 74	E.Jenkins	DE 90	J.Reed
LG 75	D.Radunz	OLB 96	D.Autry	C 71	J.Myers	OLB 91	P.Smith
C 55	A.Brewer	ILB 51	D.Long	RG 76	J.Runyan	ILB 7	Q.Walker
RG 64	N.Davis	ILB 56	M.Rice	RT 73	Y.Nijman	OLB 55	K.Enagbare
RT 78	N.Petit-Frere	OLB 52	J.Schobert	TE 89	M.Lewis	CB 29	R.Douglas
WR 15	N.Westbrook-Ikhine	CB 21	R.McCreary	WR 13	A.Lazard	CB 23	J.Alexander
WR 16	T.Burks	CB 26	K.Fulton	QB 12	A.Rodgers	S 20	R.Ford
QB 17	R.Tannehill	S 31	K.Byard	TE 81	J.Deguara	S 31	A.Amos
RB 22	D.Henry	S 47	A.Adams	RB 33	A.Jones	S 26	D.Savage

Substitutions

P 4 R.Stonehouse, K 6 J.Lambo, WR 8 C.Hollister, RB 25 H.Haskins, DB 28 J.Kalu, CB 30 T.Avery, CB 32 G.Mabin, DB 38 D.Harris, DB 39 T.Mitchell, RB 40 D.Hilliard, LB 42 J.Jones, FB 44 T.Carter, LS 46 M.Cox, LB 53 D.Cole, DT 59 S.Okuayinonu, T 61 L.Clark, C/G 62 C.Levin, WR 80 C.Board, TE 81 A.Hooper, TE 87 G.Swaim, DL 91 L.Murchison, DE 94 M.Edwards, DE 97 K.Strong, OLB 99 R.Weaver

Substitutions

K 2 M.Crosby, S 6 D.Leavitt, WR 11 S.Watkins, P 16 P.O'Donnell, WR 18 R.Cobb, S 24 T.Carpenter, CB 25 K.Nixon, RB 27 P.Taylor, RB 28 A.Dillon, CB 35 C.Ballentine, S 44 J.Abram, LB 45 E.Wilson, LB 51 K.Barnes, LB 53 J.Garvin, LB 54 L.Hamilton, LS 56 J.Coco, LB 58 I.McDuffie, G/T 70 R.Newman, WR 83 S.Toure, TE 84 T.Davis, TE 85 R.Tonyan, DL 93 T.Slaton, DL 95 D.Wyatt

Did Not Play

QB 7 M.Willis, G 70 J.Roos

Did Not Play

QB 10 J.Love, OL 50 Z.Tom, T/G 75 S.Rhyan

Not Active

K 14 R.Bullock, CB 24 E.Molden, DB 37 A.Hooker, OLB 48 B.Dupree, C 60 B.Jones, TE 86 K.Rader, DT 90 N.Jones

Not Active

CB 22 S.Jean-Charles, LB 59 D.Campbell, T 63 R.Walker, T 78 L.Tenuta, WR 87 R.Doubs, DL 99 J.Ford

Field Goals (made () & missed)

		M.Crosby	(39)				
		1	2	3	4	OT	Total
VISITOR:	Tennessee Titans	7	7	6	7	0	27
HOME:	Green Bay Packers	6	0	11	0	0	17

Scoring Plays

Team	Qtr	Time	Play Description (Extra Point) (Drive Info)	Visitor	Home
Titans	1	10:31	D.Hilliard 14 yd. pass from R.Tannehill (J.Lambo kick) (8-83, 4:29)	7	0
Packers	1	0:00	C.Watson 14 yd. pass from A.Rodgers (kick blocked) (11-78, 7:01)	7	6
Titans	2	0:32	D.Henry 4 yd. run (J.Lambo kick) (9-41, 2:49)	14	6
Packers	3	8:25	M.Crosby 39 yd. Field Goal (13-51, 6:35)	14	9
Titans	3	5:17	A.Hooper 3 yd. pass from D.Henry (kick failed, hru) (6-91, 3:08)	20	9
Packers	3	2:04	C.Watson 8 yd. pass from A.Rodgers (A.Rodgers-A.Jones pass) (7-69, 3:13)	20	17
Titans	4	14:55	A.Hooper 16 yd. pass from R.Tannehill (J.Lambo kick) (5-63, 2:09)	27	17

Paid Attendance: 77,506

Time: 3:02

Final Team Statistics

	Visitor Titans	Home Packers
TOTAL FIRST DOWNS	21	15
By Rushing	5	4
By Passing	15	11
By Penalty	1	0
THIRD DOWN EFFICIENCY	7-13-53.8%	7-14-50.0%
FOURTH DOWN EFFICIENCY	1-2-50.0%	0-2-0.0%
TOTAL NET YARDS	408	271
Total Offensive Plays (inc. times thrown passing)	64	59
Average gain per offensive play	6.4	4.6
NET YARDS RUSHING	88	56
Total Rushing Plays	32	19
Average gain per rushing play	2.8	2.9
Tackles for a loss-number and yards	2-3	4-8
NET YARDS PASSING	320	215
Times thrown - yards lost attempting to pass	3-17	1-12
Gross yards passing	337	227
PASS ATTEMPTS-COMPLETIONS-HAD INTERCEPTED	29-24-1	39-24-0
Avg gain per pass play (inc.# thrown passing)	10.0	5.4
KICKOFFS Number-In End Zone-Touchbacks	5-1-0	4-1-0
PUNTS Number and Average	3-50.7	4-47.3
Had Blocked	0	0
FGs - PATs Had Blocked	0-0	0-1
Net Punting Average	36.7	44.3
TOTAL RETURN YARDAGE (Not Including Kickoffs)	12	64
No. and Yards Punt Returns	2-12	3-42
No. and Yards Kickoff Returns	4-89	5-108
No. and Yards Interception Returns	0-0	1-22
PENALTIES Number and Yards	2-19	5-40
FUMBLES Number and Lost	0-0	1-0
TOUCHDOWNS	4	2
Rushing	1	0
Passing	3	2
EXTRA POINTS Made-Attempts	3-4	1-2
Kicking Made-Attempts	3-4	0-1
Passing Made-Attempts	0-0	1-1
FIELD GOALS Made-Attempts	0-0	1-1
RED ZONE EFFICIENCY	4-6-67%	2-3-67%
GOAL TO GO EFFICIENCY	2-3-67%	1-1-100%
SAFETIES	0	0
FINAL SCORE	27	17
TIME OF POSSESSION	32:28	27:32

Ball Possession And Drive Chart

Tennessee Titans

#	Time Recd	Time Lost	Time Poss	How Ball Obtained	Drive Began	# Play	Yds Gain	Yds Pen	Net Yds	1st Down	Last Scrm	How Given Up
1	15:00	10:31	4:29	Kickoff	TEN 17	8	83	0	83	4	* GB 14	Touchdown
2	9:02	7:01	2:01	Punt	TEN 39	3	-3	0	-3	0	TEN 36	Punt
3	15:00	4:54	10:06	Kickoff	TEN 33	18	55	6	61	5	* GB 4	Downs
4	3:21	0:32	2:49	Punt	GB 41	9	36	5	41	4	* GB 4	Touchdown
5	8:25	5:17	3:08	Kickoff	TEN 9	6	91	0	91	3	* GB 3	Touchdown
6	2:04	14:55	2:09	Kickoff	TEN 37	5	63	0	63	3	* GB 16	Touchdown
7	13:45	10:44	3:01	Punt	TEN 37	5	29	0	29	1	GB 34	Interception
8	9:13	6:59	2:14	Punt	TEN 13	3	9	0	9	0	TEN 22	Punt
9	5:21	4:54	0:27	Downs	TEN 38	3	-3	0	-3	0	TEN 35	Punt
10	2:04	0:00	2:04	Downs	TEN 44	4	48	0	48	1	* GB 7	End of Game

(326) Average TEN 33

Green Bay Packers

#	Time Recd	Time Lost	Time Poss	How Ball Obtained	Drive Began	# Play	Yds Gain	Yds Pen	Net Yds	1st Down	Last Scrm	How Given Up
1	10:31	9:02	1:29	Kickoff	GB 12	3	4	0	4	0	GB 16	Punt
2	7:01	0:00	7:01	Punt	GB 22	11	78	0	78	5	* TEN 14	Touchdown
3	4:54	3:21	1:33	Downs	GB 6	3	4	-9	-5	0	GB 1	Punt
4	0:32	0:00	0:32	Kickoff	GB 22	3	13	0	13	1	GB 35	End of Half
5	15:00	8:25	6:35	Kickoff	GB 28	13	51	0	51	4	* TEN 21	Field Goal
6	5:17	2:04	3:13	Kickoff	GB 31	7	69	0	69	3	* TEN 8	Touchdown
7	14:55	13:45	1:10	Kickoff	GB 23	3	3	0	3	0	GB 26	Punt
8	10:44	9:13	1:31	Interception	GB 34	3	8	-10	-2	0	GB 32	Punt
9	6:59	5:21	1:38	Punt	TEN 44	4	7	0	7	0	TEN 37	Downs
10	4:54	2:04	2:50	Punt	GB 19	10	37	0	37	2	TEN 44	Downs

(253) Average GB 25

* inside opponent's 20

Time of Possession by Quarter		1st	2nd	3rd	4th	OT	Total
Visitor	Tennessee Titans	6:30	12:55	5:12	7:51		32:28
Home	Green Bay Packers	8:30	2:05	9:48	7:09		27:32

Kickoff Drive No.-Start Average

Titans: 4 - TEN 24

Packers: 5 - GB 23

Final Defensive Statistics

Tennessee Titans	Regular Defensive Plays											Special Teams					Misc				
	TKL	AST	COMB	SK	/ YDS	TFL	Q	IN	PD	FF	FR	TKL	AST	FF	FR	BL	TKL	AST	FF	FR	
D.Long	6	3	9	0	0	3	0	0	0	0	0	0	0	0	0	0	0	0	0	0	0
J.Kalu	6	0	6	0	0	0	0	0	1	1	0	1	0	0	0	0	0	0	0	0	0
K.Byard	6	0	6	0	0	0	0	0	0	0	0	0	0	0	0	0	0	0	0	0	0
R.McCreary	4	1	5	0	0	1	0	0	0	0	0	0	0	0	0	0	0	0	0	0	0
J.Simmons	1	4	5	1	12	1	1	0	0	0	0	0	0	0	0	0	0	0	0	0	0
K.Fulton	3	1	4	0	0	0	0	0	0	0	0	0	0	0	0	0	0	0	0	0	0
D.Cole	2	1	3	0	0	0	0	0	0	0	0	2	1	0	0	0	0	0	0	0	0
M.Rice	1	2	3	0	0	0	0	0	0	0	0	0	0	0	0	0	0	0	0	0	0
K.Strong	1	2	3	0	0	0	0	0	0	0	0	0	0	0	0	0	0	0	0	0	0
S.Okuayinonu	0	3	3	0	0	0	0	0	0	0	0	0	0	0	0	0	0	0	0	0	0
A.Adams	1	1	2	0	0	0	0	0	0	0	0	0	0	0	0	0	0	0	0	0	0
D.Walker	1	0	1	0	0	0	1	0	0	0	0	0	0	0	0	0	0	0	0	0	0
T.Avery	1	0	1	0	0	1	0	0	2	0	0	0	0	0	0	0	0	0	0	0	0
T.Tart	1	0	1	0	0	0	0	0	0	0	0	0	0	0	0	0	0	0	0	0	0
T.Mitchell	1	0	1	0	0	0	0	0	0	0	0	0	0	0	0	0	0	0	0	0	0
J.Schobert	1	0	1	0	0	0	0	0	0	0	0	0	0	0	0	0	0	0	0	0	0
M.Edwards	0	1	1	0	0	0	0	0	0	0	0	0	0	0	0	0	0	0	0	0	0
D.Autry	0	0	0	0	0	0	1	0	0	0	0	0	0	0	0	1	0	0	0	0	0
D.Harris	0	0	0	0	0	0	0	0	0	0	0	1	0	0	0	0	0	0	0	0	0
J.Jones	0	0	0	0	0	0	0	0	0	0	0	1	0	0	0	0	0	0	0	0	0
J.Lambo	0	0	0	0	0	0	0	0	0	0	0	1	0	0	0	0	0	0	0	0	0
R.Stonehouse	0	0	0	0	0	0	0	0	0	0	0	1	0	0	0	0	0	0	0	0	0
D.Hilliard	0	0	0	0	0	0	0	0	0	0	0	0	1	0	0	0	0	0	0	0	0
R.Tannehill	0	0	0	0	0	0	0	0	0	0	0	0	0	0	0	0	1	0	0	0	0
Total	36	19	55	1	12	6	3	0	3	1	0	7	2	0	0	1	1	0	0	0	0

TKL = Tackle AST = Assist COMB = Combined QH=QB Hit IN = Interception PD = Pass Defense FF = Forced Fumble FR = Fumble Recovery

Play By Play

First Quarter

11/17/2022

GB wins the coin toss and elects to defer. TEN elects to Receive, and GB elects to defend the north goal.

M.Crosby kicks 56 yards from GB 35 to TEN 9. H.Haskins to TEN 37 for 28 yards (R.Douglas, I.McDuffie).

PENALTY on TEN-J.Jones, Offensive Holding, 10 yards, enforced at TEN 27.

Tennessee Titans at 15:00, (1st play from scrimmage 14:53)

- 1-10-TEN 17 (14:53) (Shotgun) R.Tannehill pass incomplete short middle to C.Okonkwo.
 - 2-10-TEN 17 (14:49) D.Henry right tackle to TEN 20 for 3 yards (J.Reed).
 - 3-7-TEN 20 (14:05) (Shotgun) R.Tannehill pass deep middle to T.Burks to GB 37 for 43 yards (K.Nixon). P1
 - 1-10-GB 37 (13:25) D.Henry left guard to GB 28 for 9 yards (A.Amos, K.Barnes).
 - 2-1-GB 28 (12:45) R.Tannehill pass short left to D.Henry to GB 25 for 3 yards (A.Amos). P2
 - 1-10-GB 25 (12:00) D.Henry right end to GB 22 for 3 yards (R.Douglas; D.Savage).
 - 2-7-GB 22 (11:21) (Shotgun) R.Tannehill pass short left to A.Hooper to GB 14 for 8 yards (I.McDuffie, J.Alexander). P3
 - 1-10-GB 14 (10:36) (Shotgun) R.Tannehill pass short left to D.Hilliard for 14 yards, TOUCHDOWN. P4
- J.Lambo extra point is GOOD, Center-M.Cox, Holder-R.Stonehouse.

TEN 7 GB 0, 8 plays, 83 yards, 4:29 drive, 4:29 elapsed

J.Lambo kicks 61 yards from TEN 35 to GB 4. K.Nixon to GB 22 for 18 yards (D.Harris).

PENALTY on GB-J.Abram, Offensive Holding, 10 yards, enforced at GB 22.

Green Bay Packers at 10:31, (1st play from scrimmage 10:27)

- 1-10-GB 12 (10:27) A.Jones up the middle to GB 11 for -1 yards (D.Long).
- 2-11-GB 11 (9:51) (Shotgun) A.Jones left end ran ob at GB 16 for 5 yards (M.Rice).
- 3-6-GB 16 (9:14) (Shotgun) A.Rodgers pass incomplete short right to R.Tonyan.
- 4-6-GB 16 (9:11) P.O'Donnell punts 48 yards to TEN 36, Center-J.Coco. C.Board to TEN 39 for 3 yards (R.Ford).

Tennessee Titans at 9:02

- 1-10-TEN 39 (9:02) D.Henry right guard to TEN 41 for 2 yards (D.Lowry, K.Barnes).
- 2-8-TEN 41 (8:22) R.Tannehill sacked at TEN 32 for -9 yards (sack split by P.Smith and Q.Walker).
- 3-17-TEN 32 (7:40) (Shotgun) D.Hilliard up the middle to TEN 36 for 4 yards (J.Reed).
- 4-13-TEN 36 (7:10) R.Stonehouse punts 47 yards to GB 17, Center-M.Cox. R.Cobb to GB 22 for 5 yards (J.Jones).

Green Bay Packers at 7:01

- 1-10-GB 22 (7:01) (Shotgun) A.Jones up the middle to GB 31 for 9 yards (K.Byard).
- 2-1-GB 31 (6:17) (Shotgun) A.Jones up the middle to GB 35 for 4 yards (T.Tart, M.Rice). R1
- 1-10-GB 35 (5:33) (Shotgun) A.Rodgers pass short left to A.Jones to GB 36 for 1 yard (M.Rice; K.Fulton).
- 2-9-GB 36 (4:51) A.Rodgers pass deep right to R.Cobb to TEN 40 for 24 yards (K.Byard). P2
- 1-10-TEN 40 (4:02) A.Dillon left tackle to TEN 42 for -2 yards (D.Long, K.Strong).
- 2-12-TEN 42 (3:23) (Shotgun) A.Rodgers pass short left to A.Dillon to TEN 32 for 10 yards (D.Long).
- 3-2-TEN 32 (2:42) (Shotgun) A.Jones right end to TEN 28 for 4 yards (J.Kalu). FUMBLES (J.Kalu), touched at TEN 25, recovered by GB-R.Cobb at TEN 25. R3
- 1-10-TEN 25 (1:47) (Shotgun) A.Rodgers pass short right to R.Tonyan to TEN 15 for 10 yards (K.Byard). P4
- 1-10-TEN 15 (:59) (Shotgun) A.Rodgers pass short right to A.Lazard to TEN 13 for 2 yards (R.McCreary, D.Long).
- 2-8-TEN 13 (:20) A.Jones up the middle to TEN 14 for -1 yards (D.Long).
- 3-9-TEN 14 (:05) (No Huddle) A.Rodgers pass short left to C.Watson for 14 yards, TOUCHDOWN. P5

Penalty on TEN, Defensive Too Many Men on Field, declined.

M.Crosby extra point is Blocked (D.Autry), Center-J.Coco, Holder-P.O'Donnell. DEFENSIVE TWO-POINT ATTEMPT. D.Cole recovered the blocked kick. ATTEMPT FAILS.

TEN 7 GB 6, 11 plays, 78 yards, 7:01 drive, 15:00 elapsed

END OF QUARTER	Score	Time Poss	First Downs				Efficiencies	
			R	P	X	T	3 Down	4 Down
Tennessee Titans	7	6:30	0	4	0	4	1/2	0/0
Green Bay Packers	6	8:30	2	3	0	5	2/3	0/0

Second Quarter

11/17/2022

Play By Play

Tennessee Titans continued.

M.Crosby kicks 59 yards from GB 35 to TEN 6. H.Haskins to TEN 33 for 27 yards (T.Carpenter; D.Leavitt).

Tennessee Titans at 15:00, (1st play from scrimmage 14:54)

1-10-TEN 33	(14:54) D.Henry right tackle to TEN 35 for 2 yards (K.Barnes, D.Wyatt).	
2-8-TEN 35	(14:12) (Shotgun) R.Tannehill pass short middle to N.Westbrook-Ikhine to TEN 42 for 7 yards (D.Savage). PENALTY on GB-D.Savage, Defensive Pass Interference, 6 yards, enforced at TEN 35 - No Play.	X5
<u>1-10-TEN 41</u>	(13:53) R.Tannehill pass short right to T.Burks to TEN 40 for -1 yards (R.Douglas).	
2-11-TEN 40	(13:09) (Shotgun) D.Henry right tackle to TEN 41 for 1 yard (A.Amos; K.Clark).	
3-10-TEN 41	(12:23) (Shotgun) R.Tannehill pass short left to A.Hooper to GB 49 for 10 yards (R.Ford). Green Bay challenged the first down ruling, and the play was REVERSED. (Shotgun) R.Tannehill pass short left to A.Hooper to 50 for 9 yards (R.Ford).	
4-1-50	(12:05) (Shotgun) Direct snap to D.Henry. D.Henry up the middle to GB 49 for 1 yard (A.Amos; K.Barnes).	R6
<u>1-10-GB 49</u>	(11:29) (Shotgun) Direct snap to D.Henry. D.Henry right tackle to GB 45 for 4 yards (Q.Walker; L.Hamilton).	
2-6-GB 45	(10:59) (No Huddle) D.Henry right end to GB 40 for 5 yards (T.Slaton).	
3-1-GB 40	(10:18) D.Henry left end to GB 38 for 2 yards (D.Savage). Timeout #1 by TEN at 09:32.	R7
<u>1-10-GB 38</u>	(9:32) (Shotgun) R.Tannehill pass short left to T.Burks to GB 32 for 6 yards (J.Alexander; K.Barnes).	
2-4-GB 32	(8:48) D.Henry right guard to GB 29 for 3 yards (K.Clark).	
3-1-GB 29	(8:17) (No Huddle) D.Henry up the middle to GB 24 for 5 yards (Q.Walker).	R8
<u>1-10-GB 24</u>	(7:37) (Shotgun) R.Tannehill pass short middle to T.Burks to GB 19 for 5 yards (Q.Walker).	
2-5-GB 19	(6:57) R.Tannehill pass short left to G.Swaim to GB 16 for 3 yards (J.Reed, A.Amos).	
3-2-GB 16	(6:25) (No Huddle) D.Henry up the middle to GB 13 for 3 yards (K.Barnes; J.Reed).	R9
<u>1-10-GB 13</u>	(5:45) (Shotgun) R.Tannehill pass incomplete short left to R.Woods. Timeout #2 by TEN at 05:41.	
2-10-GB 13	(5:41) R.Tannehill pass incomplete short right.	
3-10-GB 13	(5:34) (Shotgun) R.Tannehill pass short middle to R.Woods to GB 4 for 9 yards (K.Barnes). Timeout #1 by GB at 04:59.	
4-1-GB 4	(4:59) C.Levin reported in as eligible. D.Henry up the middle to GB 6 for -2 yards (Q.Walker, P.Smith).	

Green Bay Packers at 4:54

1-10-GB 6	(4:54) A.Dillon up the middle to GB 7 for 1 yard (S.Okuayinonu; J.Simmons).	
2-9-GB 7	(4:18) (Shotgun) A.Dillon up the middle to GB 10 for 3 yards (D.Long; S.Okuayinonu).	
3-6-GB 10	(3:35) (Shotgun) A.Rodgers pass incomplete short right [D.Autry]. PENALTY on GB-A.Rodgers, Intentional Grounding, 9 yards, enforced at GB 10.	
4-15-GB 1	(3:29) P.O'Donnell punts 40 yards to GB 41, Center-J.Coco, downed by GB-R.Ford.	

Tennessee Titans at 3:21

1-10-GB 41	(3:21) (Shotgun) R.Tannehill pass incomplete deep right to T.Burks. PENALTY on GB-K.Clark, Defensive Offside, 5 yards, enforced at GB 41 - No Play.	
1-5-GB 36	(3:15) D.Henry left end to GB 35 for 1 yard (K.Clark).	
2-4-GB 35	(2:36) (Shotgun) R.Tannehill pass short left to R.Woods pushed ob at GB 29 for 6 yards (A.Amos).	P10

Two-Minute Warning

<u>1-10-GB 29</u>	(2:00) (Shotgun) Direct snap to D.Henry. D.Henry pass short middle to T.Burks to GB 28 for 1 yard (Q.Walker). Timeout #2 by GB at 01:52.	
2-9-GB 28	(1:52) (Shotgun) D.Henry left end to GB 26 for 2 yards (Q.Walker, A.Amos). Timeout #3 by GB at 01:45.	
3-7-GB 26	(1:45) (Shotgun) R.Tannehill pass short left to R.Woods to GB 17 for 9 yards (Q.Walker).	P11
<u>1-10-GB 17</u>	(1:24) (No Huddle, Shotgun) R.Tannehill pass short left to R.Woods pushed ob at GB 10 for 7 yards (J.Alexander).	
2-3-GB 10	(1:20) (Shotgun) R.Tannehill pass incomplete short middle.	
3-3-GB 10	(1:16) (Shotgun) R.Tannehill pass short middle to T.Burks to GB 4 for 6 yards (R.Ford).	P12
<u>1-4-GB 4</u>	(:36) D.Henry left tackle for 4 yards, TOUCHDOWN. J.Lambo extra point is GOOD, Center-M.Cox, Holder-R.Stonehouse.	R13

TEN 14 GB 6, 9 plays, 41 yards, 1 penalty, 2:49 drive, 14:28 elapsed

Tennessee Titans vs Green Bay Packers at Lambeau Field

J.Lambo kicks 58 yards from TEN 35 to GB 7. K.Nixon to GB 22 for 15 yards (D.Cole).

Green Bay Packers at 0:32, (1st play from scrimmage 0:28)

1-10-GB 22 (:28) (Shotgun) A.Rodgers pass short left to A.Jones ran ob at GB 24 for 2 yards (K.Fulton).

2-8-GB 24 (:23) (Shotgun) A.Rodgers pass short middle to A.Jones to GB 35 for 11 yards (K.Byard).

1-10-GB 35 (:01) (No Huddle, Shotgun) A.Rodgers pass incomplete short left to A.Jones.

P6

END OF QUARTER

	Score	Time Poss	First Downs				Efficiencies	
			R	P	X	T	3 Down	4 Down
Tennessee Titans	14	12:55	5	3	1	9	5/7	1/2
Green Bay Packers	6	2:05	0	1	0	1	0/1	0/0

Third Quarter

11/17/2022

Play By Play

GB elects to Receive, and TEN elects to defend the South goal.

J.Lambo kicks 60 yards from TEN 35 to GB 5. K.Nixon to GB 28 for 23 yards (D.Cole).

Green Bay Packers at 15:00, (1st play from scrimmage 14:54)

1-10-GB 28	(14:54) (Shotgun) A.Rodgers pass short left to A.Lazard to GB 37 for 9 yards (K.Fulton).	
2-1-GB 37	(14:16) (Shotgun) A.Rodgers pass short right to R.Cobb to GB 43 for 6 yards (J.Kalu).	P7
1-10-GB 43	(13:35) (Shotgun) A.Jones right end to TEN 43 for 14 yards (K.Byard, D.Cole).	R8
1-10-TEN 43	(12:54) A.Rodgers pass short left to R.Cobb to TEN 39 for 4 yards (J.Kalu).	
2-6-TEN 39	(12:09) (Shotgun) A.Dillon up the middle to TEN 34 for 5 yards (K.Strong; J.Simmons).	
3-1-TEN 34	(11:28) A.Dillon up the middle to TEN 31 for 3 yards (K.Strong).	R9
1-10-TEN 31	(10:50) (Shotgun) A.Rodgers pass incomplete deep right to A.Lazard.	
2-10-TEN 31	(10:43) (Shotgun) A.Rodgers pass incomplete short middle to A.Lazard.	
3-10-TEN 31	(10:34) (Shotgun) A.Rodgers pass short right to A.Lazard ran ob at TEN 20 for 11 yards (T.Mitchell).	P10
1-10-TEN 20	(9:55) C.Watson right end pushed ob at TEN 17 for 3 yards (R.McCreary).	
2-7-TEN 17	(9:25) A.Jones right end to TEN 21 for -4 yards (R.McCreary, S.Okuayinonu). TEN-T.Tart was injured during the play.	
3-11-TEN 21	(8:34) (Shotgun) A.Rodgers pass incomplete short middle. TEN-D.Autry was injured during the play.	
4-11-TEN 21	(8:29) M.Crosby 39 yard field goal is GOOD, Center-J.Coco, Holder-P.O'Donnell.	

TEN 14 GB 9, 13 plays, 51 yards, 6:35 drive, 6:35 elapsed

M.Crosby kicks 65 yards from GB 35 to TEN 0. H.Haskins to TEN 26 for 26 yards (J.Abram; E.Wilson).

PENALTY on TEN-D.Hilliard, Illegal Blindside Block, 9 yards, enforced at TEN 18.

Tennessee Titans at 8:25, (1st play from scrimmage 8:20)

1-10-TEN 9	(8:20) D.Henry right tackle to TEN 12 for 3 yards (R.Douglas, D.Lowry).	
2-7-TEN 12	(7:38) (Shotgun) R.Tannehill pass deep left to C.Okonkwo ran ob at TEN 43 for 31 yards [D.Lowry].	P14
1-10-TEN 43	(7:26) (No Huddle) D.Henry left tackle to TEN 49 for 6 yards (K.Barnes; Q.Walker).	
2-4-TEN 49	(6:48) R.Tannehill pass short left to D.Henry to GB 9 for 42 yards (A.Amos).	P15
1-9-GB 9	(6:04) (Shotgun) R.Tannehill pass short right to R.Woods to GB 3 for 6 yards (D.Savage).	
2-3-GB 3	(5:21) (Shotgun) D.Henry pass short middle to A.Hooper for 3 yards, TOUCHDOWN.	P16
	J.Lambo extra point is No Good, Hit Right Upright, Center-M.Cox, Holder-R.Stonehouse.	

TEN 20 GB 9, 6 plays, 91 yards, 3:08 drive, 9:43 elapsed

J.Lambo kicks 66 yards from TEN 35 to GB -1. K.Nixon to GB 31 for 32 yards (J.Lambo).

Green Bay Packers at 5:17, (1st play from scrimmage 5:11)

1-10-GB 31	(5:11) A.Dillon up the middle to GB 34 for 3 yards (D.Cole, J.Simmons).	
2-7-GB 34	(4:36) (Shotgun) A.Rodgers pass deep middle to R.Cobb to TEN 38 for 28 yards (A.Adams, R.McCreary).	P11
1-10-TEN 38	(3:55) A.Jones left end ran ob at TEN 35 for 3 yards (K.Fulton).	
2-7-TEN 35	(3:15) (Shotgun) A.Rodgers pass short right to A.Jones to TEN 31 for 4 yards (D.Cole, A.Adams).	
3-3-TEN 31	(2:34) (Shotgun) A.Rodgers pass deep right to A.Lazard pushed ob at TEN 8 for 23 yards (R.McCreary).	P12
1-8-TEN 8	(2:12) (No Huddle) A.Rodgers pass incomplete short left to C.Watson.	
2-8-TEN 8	(2:09) A.Rodgers pass short left to C.Watson for 8 yards, TOUCHDOWN.	P13
	TWO-POINT CONVERSION ATTEMPT. A.Rodgers pass to A.Jones is complete. ATTEMPT SUCCEEDS.	

TEN 20 GB 17, 7 plays, 69 yards, 3:13 drive, 12:56 elapsed

M.Crosby kicks 54 yards from GB 35 to TEN 11. H.Haskins to TEN 37 for 26 yards (A.Amos).

Tennessee Titans at 2:04, (1st play from scrimmage 1:59)

1-10-TEN 37	(1:59) D.Henry left guard to TEN 40 for 3 yards (T.Slaton). GB-T.Slaton was injured during the play.	
2-7-TEN 40	(1:34) R.Tannehill pass short right to R.Woods to GB 28 for 32 yards (K.Barnes).	P17
1-10-GB 28	(:58) (No Huddle) D.Henry left tackle to GB 25 for 3 yards (Q.Walker).	
2-7-GB 25	(:16) (Shotgun) R.Tannehill pass short right to N.Westbrook-Ikhine pushed ob at GB 16 for 9 yards (R.Douglas).	P18

END OF QUARTER

	Score	Time Poss	First Downs				Efficiencies	
			R	P	X	T	3 Down	4 Down
Tennessee Titans	20	5:12	0	5	0	5	0/0	0/0
Green Bay Packers	17	9:48	2	5	0	7	3/4	0/0

Tennessee Titans continued.

1-10-GB 16 (15:00) (Shotgun) R.Tannehill pass deep middle to A.Hooper for 16 yards, TOUCHDOWN.
J.Lambo extra point is GOOD, Center-M.Cox, Holder-R.Stonehouse.

P19

TEN 27 GB 17, 5 plays, 63 yards, 2:09 drive, 0:05 elapsed

J.Lambo kicks 62 yards from TEN 35 to GB 3. K.Nixon pushed ob at GB 23 for 20 yards (J.Kalu).

Green Bay Packers at 14:55, (1st play from scrimmage 14:49)

1-10-GB 23 (14:49) (Shotgun) A.Rodgers pass incomplete deep middle to C.Watson.
2-10-GB 23 (14:42) (Shotgun) A.Jones left tackle to GB 26 for 3 yards (D.Walker).
3-7-GB 26 (14:01) (Shotgun) A.Rodgers pass incomplete deep left to R.Tonyan [D.Walker].
4-7-GB 26 (13:55) P.O'Donnell punts 46 yards to TEN 28, Center-J.Coco. C.Board to TEN 37 for 9 yards (Q.Walker).

Tennessee Titans at 13:45

1-10-TEN 37 (13:45) D.Henry right tackle to TEN 39 for 2 yards (D.Lowry; K.Barnes).
2-8-TEN 39 (13:03) D.Henry right guard to TEN 38 for -1 yards (K.Enagbare; J.Garvin).
3-9-TEN 38 (12:14) (Shotgun) R.Tannehill pass short left to N.Westbrook-Ikhine pushed ob at GB 43 for 19 yards (R.Ford).
1-10-GB 43 (11:39) D.Henry right end to GB 34 for 9 yards (A.Amos, P.Smith).
2-1-GB 34 (10:55) R.Tannehill pass deep middle intended for T.Burks INTERCEPTED by R.Douglas at GB 12. R.Douglas to GB 34 for 22 yards (R.Tannehill).

P20

Green Bay Packers at 10:44

1-10-GB 34 (10:44) (Shotgun) A.Jones right end to GB 41 for 7 yards (K.Byard). TEN-T.Tart was injured during the play.
PENALTY on GB-Y.Nijman, Offensive Holding, 10 yards, enforced at GB 34 - No Play.
1-20-GB 24 (10:18) (Shotgun) A.Rodgers pass incomplete deep middle to A.Lazard (J.Kalu).
2-20-GB 24 (10:12) (Shotgun) A.Rodgers pass short left to R.Cobb to GB 32 for 8 yards (J.Kalu, D.Long).
3-12-GB 32 (9:29) (Shotgun) A.Rodgers pass incomplete deep middle to S.Watkins.
4-12-GB 32 (9:23) P.O'Donnell punts 55 yards to TEN 13, Center-J.Coco, downed by GB-R.Ford.

Tennessee Titans at 9:13

1-10-TEN 13 (9:13) D.Henry left end to TEN 19 for 6 yards (J.Reed; Q.Walker). GB-D.Savage was injured during the play. GB-Q.Walker was injured during the play. His return is Questionable.
2-4-TEN 19 (8:31) D.Henry right end to TEN 22 for 3 yards (P.Smith, J.Garvin).
3-1-TEN 22 (8:05) (No Huddle) R.Tannehill sacked at TEN 22 for 0 yards (K.Barnes).
4-1-TEN 22 (7:14) R.Stonehouse punts 46 yards to GB 32, Center-M.Cox. K.Nixon pushed ob at TEN 44 for 24 yards (R.Stonehouse).

Green Bay Packers at 6:59

1-10-TEN 44 (6:59) (Shotgun) A.Rodgers pass short right to A.Jones to TEN 41 for 3 yards (J.Schobert).
2-7-TEN 41 (6:16) (Shotgun) A.Jones right end to TEN 37 for 4 yards (M.Edwards; J.Simmons).
3-3-TEN 37 (5:32) (Shotgun) A.Rodgers pass incomplete short middle to A.Lazard.
4-3-TEN 37 (5:26) (Shotgun) A.Rodgers pass incomplete deep left to A.Lazard.

Tennessee Titans at 5:21

1-10-TEN 38 (5:21) D.Henry left end to TEN 39 for 1 yard (K.Barnes).
Timeout #1 by GB at 05:15.
2-9-TEN 39 (5:15) D.Henry up the middle to TEN 43 for 4 yards (D.Lowry).
Timeout #2 by GB at 05:10.
3-5-TEN 43 (5:10) (Shotgun) R.Tannehill sacked at TEN 35 for -8 yards (P.Smith).
Timeout #3 by GB at 05:05.
4-13-TEN 35 (5:05) R.Stonehouse punts 59 yards to GB 6, Center-M.Cox. K.Nixon pushed ob at GB 19 for 13 yards (D.Hilliard; D.Cole).

Green Bay Packers at 4:54

1-10-GB 19 (4:54) (Shotgun) A.Rodgers pass short middle to R.Tonyan to GB 28 for 9 yards (J.Kalu).
2-1-GB 28 (4:34) (No Huddle, Shotgun) A.Rodgers pass incomplete short left to A.Lazard (T.Avery).
3-1-GB 28 (4:30) (Shotgun) A.Rodgers pass short right to C.Watson ran ob at GB 36 for 8 yards.
1-10-GB 36 (4:25) (No Huddle, Shotgun) A.Rodgers pass short left to A.Jones pushed ob at GB 35 for -1 yards (T.Avery).
2-11-GB 35 (4:19) (No Huddle, Shotgun) A.Rodgers pass incomplete short middle to S.Watkins (T.Avery).
3-11-GB 35 (4:14) (Shotgun) A.Rodgers pass short middle to A.Lazard to GB 47 for 12 yards (K.Byard).
1-10-GB 47 (3:53) (No Huddle, Shotgun) A.Rodgers pass short left to R.Cobb to 50 for 3 yards (D.Long).
2-7-50 (3:24) (No Huddle, Shotgun) A.Rodgers sacked at GB 38 for -12 yards (J.Simmons).

P14

P15

Tennessee Titans vs Green Bay Packers at Lambeau Field

3-19-GB 38 (2:39) (Shotgun) A.Rodgers pass deep middle to C.Watson to TEN 44 for 18 yards (J.Kalu).

4-1-TEN 44 (2:12) (No Huddle, Shotgun) A.Jones up the middle to TEN 44 for no gain (D.Long).

Tennessee Titans at 2:04

1-10-TEN 44 (2:04) L.Clark reported in as eligible. R.Tannehill pass deep left to T.Burks to GB 5 for 51 yards (J.Alexander).

P21

Two-Minute Warning

1-5-GB 5 (1:55) R.Tannehill kneels to GB 6 for -1 yards.

2-6-GB 6 (1:14) R.Tannehill kneels to GB 7 for -1 yards.

3-7-GB 7 (:38) R.Tannehill kneels to GB 8 for -1 yards.

END OF QUARTER

	Score	Time Poss	First Downs				Efficiencies	
			R	P	X	T	3 Down	4 Down
Tennessee Titans	27	7:51	0	3	0	3	1/4	0/0
Green Bay Packers	17	7:09	0	2	0	2	2/6	0/2

Miscellaneous Statistics Report

Tennessee Titans vs Green Bay Packers

11/17/2022 at Lambeau Field

Ten Longest Plays for Tennessee Titans

Yards	Qtr	Play Start	Play Description
51	4	1-10-TEN 44	(2:04) L.Clark reported in as eligible. R.Tannehill pass deep left to T.Burks to GB 5 for 51 yards (J.Alexander).
43	1	3-7-TEN 20	(14:05) (Shotgun) R.Tannehill pass deep middle to T.Burks to GB 37 for 43 yards (K.Nixon).
42	3	2-4-TEN 49	(6:48) R.Tannehill pass short left to D.Henry to GB 9 for 42 yards (A.Amos).
32	3	2-7-TEN 40	(1:34) R.Tannehill pass short right to R.Woods to GB 28 for 32 yards (K.Barnes).
31	3	2-7-TEN 12	(7:38) (Shotgun) R.Tannehill pass deep left to C.Okonkwo ran ob at TEN 43 for 31 yards [D.Lowry].
19	4	3-9-TEN 38	(12:14) (Shotgun) R.Tannehill pass short left to N.Westbrook-Ikhine pushed ob at GB 43 for 19 yards (R.Ford).
16	4	1-10-GB 16	(15:00) (Shotgun) R.Tannehill pass deep middle to A.Hooper for 16 yards, TOUCHDOWN.
14	1	1-10-GB 14	(10:36) (Shotgun) R.Tannehill pass short left to D.Hilliard for 14 yards, TOUCHDOWN.
9	1	1-10-GB 37	(13:25) D.Henry left guard to GB 28 for 9 yards (A.Amos, K.Barnes).
9	2	3-10-TEN 41	(12:23) (Shotgun) R.Tannehill pass short left to A.Hooper to GB 49 for 10 yards (R.Ford). Green Bay challenged the first down ruling, and the play was REVERSED. (Shotgun) R.Tannehill pass short left to A.Hooper to 50 for 9 yards (R.Ford).

Ten Longest Plays for Green Bay Packers

Yards	Qtr	Play Start	Play Description
28	3	2-7-GB 34	(4:36) (Shotgun) A.Rodgers pass deep middle to R.Cobb to TEN 38 for 28 yards (A.Adams, R.McCreary).
24	1	2-9-GB 36	(4:51) A.Rodgers pass deep right to R.Cobb to TEN 40 for 24 yards (K.Byard).
23	3	3-3-TEN 31	(2:34) (Shotgun) A.Rodgers pass deep right to A.Lazard pushed ob at TEN 8 for 23 yards (R.McCreary).
18	4	3-19-GB 38	(2:39) (Shotgun) A.Rodgers pass deep middle to C.Watson to TEN 44 for 18 yards (J.Kalu).
14	1	3-9-TEN 14	(:05) (No Huddle) A.Rodgers pass short left to C.Watson for 14 yards, TOUCHDOWN.
14	3	1-10-GB 43	(13:35) (Shotgun) A.Jones right end to TEN 43 for 14 yards (K.Byard, D.Cole).
12	4	3-11-GB 35	(4:14) (Shotgun) A.Rodgers pass short middle to A.Lazard to GB 47 for 12 yards (K.Byard).
11	2	2-8-GB 24	(:23) (Shotgun) A.Rodgers pass short middle to A.Jones to GB 35 for 11 yards (K.Byard).
11	3	3-10-TEN 31	(10:34) (Shotgun) A.Rodgers pass short right to A.Lazard ran ob at TEN 20 for 11 yards (T.Mitchell).
10	1	2-12-TEN 42	(3:23) (Shotgun) A.Rodgers pass short left to A.Dillon to TEN 32 for 10 yards (D.Long).

Touchdown Scoring Information

		Offense	Defense	Special Teams
VISITOR	Tennessee Titans	4	0	0
HOME	Green Bay Packers	2	0	0

Player Scoring Information

Club	Player	TD	Rush TD	Rec TD	KO TD	Punt TD	Int TD	Fum TD	Misc TD	FG	XP	2Pt Rush	2Pt Rec	Sfty	Points
TEN	A.Hooper	0	0	2	0	0	0	0	0	0	0	0	0	0	12
TEN	D.Henry	0	1	0	0	0	0	0	0	0	0	0	0	0	6
TEN	D.Hilliard	0	0	1	0	0	0	0	0	0	0	0	0	0	6
TEN	J.Lambo	0	0	0	0	0	0	0	0	0	3	0	0	0	3
GB	C.Watson	0	0	2	0	0	0	0	0	0	0	0	0	0	12
GB	M.Crosby	0	0	0	0	0	0	0	0	1	0	0	0	0	3
GB	A.Jones	0	0	0	0	0	0	0	0	0	0	0	1	0	2

Possession Detail

	First Half		Second Half		Game	
	Visitor	Home	Visitor	Home	Visitor	Home
Largest Lead	8	0	11	0	11	0
Drives Leading	3	0	6	0	9	0
Time of Possession Leading	14:56	0:00	13:03	0:00	27:59	0:00
Largest Deficit	0	-8	0	-11	0	-11
Drives Trailing	0	4	0	6	0	10
Time of Possession Trailing	0:00	10:35	0:00	16:57	0:00	27:32
Times Score Tied Up		0		0		0
Lead Changes		1		0		1

R Stonehouse

P

7 32% R Newman

T

2

9%

2022 TENNESSEE TITANS REGULAR SEASON STATISTICS

Won 7, Lost 3

Date	W-L	Score	OT	Opponent	Attendance
09/11	L	20-21		N.Y. Giants	67,805
09/19	L	7-41		at Buffalo	70,683
09/25	W	24-22		Las Vegas	68,649
10/02	W	24-17		at Indianapolis	65,781
10/09	W	21-17		at Washington	51,836
10/23	W	19-10		Indianapolis	69,459
10/30	W	17-10		at Houston	68,467
11/06	L	17-20	OT	at Kansas City	73,475
11/13	W	17-10		Denver	69,240
11/17	W	27-17		at Green Bay	77,506
11/27				Cincinnati	
12/04				at Philadelphia	
12/11				Jacksonville	
12/18				at L.A. Chargers	
12/24				Houston	
12/29				Dallas	
01/08				at Jacksonville	

Statistic	Tenn.	Opp.
Total First Downs	160	193
Rushing	60	54
Passing	85	123
Penalty	15	16
3rd Down: Made/Att	44/123	41/136
3rd Down Pct.	35.8	30.1
4th Down: Made/Att	4/7	14/19
4th Down Pct.	57.1	73.7
Possession Avg.	29:29	30:31
Total Net Yards	2943	3490
Avg. Per Game	294.3	349.0
Total Plays	569	647
Avg. Per Play	5.2	5.4
Net Yards Rushing	1289	822
Avg. Per Game	128.9	82.2
Total Rushes	304	213
Net Yards Passing	1654	2668
Avg. Per Game	165.4	266.8
Sacked/Yards Lost	24/176	30/213
Gross Yards	1830	2881
Att./Completions	241/150	404/260
Completion Pct.	62.2	64.4
Had Intercepted	5	9
Punts/Average	54/53.0	52/45.1
Net Punting Avg.	54/44.8	52/40.2
Penalties/Yards	64/512	71/491
Fumbles/Ball Lost	10/6	14/4
Touchdowns	23	21
Rushing	11	2
Passing	11	18
Returns	1	1

Score By Periods	Q1	Q2	Q3	Q4	OT	PTS
Team	52	85	37	19	0	193
Opponents	22	53	72	35	3	185

Scoring	TD	Rush	Rec	Ret	K-PAT	FG	S	PTS
Henry	10	10	0	0			0	60
Bullock	0	0	0	0	19/19	11/13	0	52
Hilliard	4	0	4	0			0	24
Hooper	2	0	2	0			0	12
Westbrook-Ikhine	2	0	2	0			0	12
Adams	1	0	0	1			0	6
Okonkwo	1	0	1	0			0	6
Swaim	1	0	1	0			0	6
Tannehill	1	1	0	0			0	6
Woods	1	0	1	0			0	6
Lambo	0	0	0	0	3/4	0/0	0	3
Team	23	11	11	1	22/23	11/13	0	193
Opponents	21	2	18	1	14/16	13/15	0	185

2-Pt Conv: TM 0-0, OPP 3-5

Sacks: Autry 7, Simmons 6.5, Weaver 5.5, Walker 3.5, Dupree 3, Edwards LG 2, Edwards TM 2, Cole 1, N. Jones 1, Okuayinonu 0.5, **TM 30, OPP 24**
FUM/Lost: Philips 2/2, Tannehill 2/1, Willis 2/2, Board(LG) 1/0, Board(TM) 1/0, Henry 1/0, Hooker 1/0, Woods 1/1

Passing	Att	Cmp	Yds	Cmp%	Yds/Att	TD	TD%	Int	Int%	Long	Sack/Lost	Rating
Tannehill	209	136	1685	65.1	8.06	10	4.8	4	1.9	63t	18/138	97.9
Willis	30	12	141	40.0	4.70	0	0.0	1	3.3	48	6/38	41.1
Henry	2	2	4	100.0	2.00	1	50.0	0	0.0	3t	0/0	118.8
Team	241	150	1830	62.2	7.59	11	4.6	5	2.1	63t	24/176	92.2
Opponents	404	260	2881	64.4	7.13	18	4.5	9	2.2	75t	30/213	91.0

Rushing	No.	Yds	Avg	Long	TD
Henry	230	1010	4.4	56	10
Hilliard	19	127	6.7	30	0
Willis	18	64	3.6	17	0
Haskins	10	42	4.2	9	0
Tannehill	24	38	1.6	11	1
Burks	2	12	6.0	8	0
Okonkwo	1	-4	-4.0	-4	0
Team	304	1289	4.2	56	11
Opponents	213	822	3.9	68	2

Receiving	No.	Yds	Avg	Long	TD
Woods	30	335	11.2	41	1
Hooper	21	227	10.8	23	2
Burks	20	264	13.2	51	0
Henry	18	199	11.1	42	0
Hilliard	16	160	10.0	31	4
Westbrook-Ikhine	14	285	20.4	63t	2
Okonkwo	8	172	21.5	48	1
Philips	8	78	9.8	21	0
Swaim	8	46	5.8	13	1
Hollister	3	54	18.0	27	0
Haskins	3	7	2.3	5	0
Kinsey	1	3	3.0	3	0
Team	150	1830	12.2	63t	11
Opponents	260	2881	11.1	75t	18

Interceptions	No.	Yds	Avg	Long	TD
Long	2	4	2.0	4	0
Adams	1	76	76.0	76t	1
Byard	1	24	24.0	24	0
McCreary	1	4	4.0	4	0
Mitchell	1	1	1.0	1	0
Fulton	1	0	0.0	0	0
Hooker	1	0	0.0	0	0
Tart	1	0	0.0	0	0
Team	9	109	12.1	76t	1
Opponents	5	111	22.2	43t	1

Punting	No.	Yds	Avg	Net	TB	In	Lg	B
Stonehouse	54	2863	53.0	44.8	5	21	74	0
Team	54	2863	53.0	44.8	5	21	74	0
Opponents	52	2345	45.1	40.2	3	17	69	0

Punt Returns	Ret	FC	Yds	Avg	Long	TD
Woods	8	10	72	9.0	21	0
Board	6	3	63	10.5	17	0
Philips	5	2	62	12.4	46	0
Hooker	1	0	0	0.0	0	0
Team	20	15	197	9.9	46	0
Opponents	34	8	345	10.1	24	0

Kickoff Returns	No.	Yds	Avg	Long	TD
Haskins	19	405	21.3	37	0
Cannon	2	33	16.5	19	0
Team	21	438	20.9	37	0
Opponents	20	362	18.1	32	0

Field Goals	1-19	20-29	30-39	40-49	50+
Bullock	0/0	4/4	2/2	5/7	0/0
Team	0/0	4/4	2/2	5/7	0/0
Opponents	0/0	4/4	5/5	2/3	2/3

Bullock: (46G,23G,47N)()(48G)(44G)()(27G,28G, 38G,48G)(48N,29G)(44G)(35G)()
 OPP: ()(49G,37G)(21G,32G,35G)(27G,51N)(50G)(50G) (43G)(23G,47N,28G)(39G)
 (39G)

TITANS MISSING THEIR EDGE IN 20-16 LOSS TO BENGALS

BY JIM WYATT
TENNESSEETITANS.COM
NOVEMBER 27, 2022

NASHVILLE – The 1,000th all-time game in franchise history was a forgettable one for the Tennessee Titans.

The Bengals came into Nissan Stadium on Sunday and walked away with a 20-16 win over the Titans.

"All four phases, we didn't go a good enough job today," Titans coach Mike Vrabel. "Coaching, special teams, offense and defense."

Quarterback Ryan Tannehill completed 22-of-34 passes for 291 yards in the contest, but the Titans stalled in the red zone time and again and had to settle for field goals instead of touchdowns.

Running back Derrick Henry had little or no room to run all game, and he finished the contest with just 38 yards on 17 carries.

Defensively, the Titans couldn't get stops, especially when it mattered most.

"We couldn't stop the run, and we couldn't run the football," Titans safety Kevin Byard said. "They were just being more physical than us, bottom line."

The Titans fell to 7-4 with the loss.

"It is very tough – nobody wants to lose," linebacker David Long Jr. said. "But the thing is, this is a family, and we've been here before. We have to get back in the film room, lick our wounds, and get back to (being) us."

It was a struggle throughout the game for the Titans.

The Titans took a 3-0 lead early in the second quarter on a 33-yard

field goal by kicker Caleb Shudak, which capped off a 10-play, 39-yard drive that included big third down catches from tight end Austin Hooper and receiver Nick Westbrook-Ikhine.

Minutes later, the Bengals tied it at 3-3 on a 47-yard field goal by kicker Evan McPherson.

The Titans then took the lead 10-3 in an unpredictable way. Tannehill connected with Henry on a 69-yard screen pass, but Henry had the ball knocked from his grasp as he approached the end zone. Rookie receiver Treyton Burks pounced on the loose football in the end zone for a touchdown.

But the Bengals answered back with a long scoring drive, and tied the game at 10-10 on a seven-yard touchdown run by running back Samaje Perine with 1:55 before halftime.

The Titans missed a great chance for a halftime lead, but a drive stalled inside the Bengals 20, and Shudak missed a 35-yard kick with four seconds left and it was 10-10 at the break.

After the Bengals took a 13-10 lead with 2:35 left in the third quarter on a 38-yard field goal by McPherson, the Titans answered back quickly on a 24-yard kick by Shudak, which was set up by a beautiful 52-yard catch by Burks, and it was 13-13 at the end of the third quarter.

The Bengals put together a long drive on their next possession, however, and capped it off with a 27-yard touchdown pass from quarterback Joe Burrow to Tee Higgins with 13:42 left in the fourth quarter.

The Titans cut the lead to 20-16 on a 38-yard field goal by Shudak with 6:07 left, but they couldn't get the ball back.

A late-game unnecessary roughness call on defensive lineman Kevin Strong, who was called for hitting a defenseless player on a late

Bengals field goal, allowed the Bengals to run out the clock.

"This one, it definitely hurts," Henry said. "But at the end of the day, you have to learn and grow from it. We have to come in tomorrow and watch the film and see what we need to correct to get better and focus on improving for the next one."

The Titans return to action next Sunday in Philadelphia against the Eagles.

###

Week 12

National Football League Game Summary

NFL Copyright © 2022 by The National Football League. All rights reserved. This summary and play-by-play is for the express purpose of assisting media in their coverage of the game; any other use of this material is prohibited without the written permission of the National Football League.

Date: Sunday, 11/27/2022 Cincinnati Bengals at Tennessee Titans Start Time: 12:02 PM CST
 at Nissan Stadium, Nashville, TN

Game Day Weather

Game Weather: Cloudy Temp: 55° F (12.8° C) Humidity: 63%, Wind: SW 20 mph
 Played Open Stadium on Turf: Grass Outdoor Weather: Cloudy,

Officials

Referee: Cheffers, Carl (51)	Umpire: Cruse, Brandon (22)	Down Judge: Carr, Mike (63)
Line Judge: Seeman, Jeff (45)	Field Judge: Jones, Nathan (33)	Side Judge: Hall, Eugene (103)
Back Judge: Edwards, Matt (96)	Replay Official: Brown, Kevin (0)	

Lineups

Cincinnati Bengals			Tennessee Titans				
Offense		Defense	Offense		Defense		
WR 85	T.Higgins	LDE 94	S.Hubbard	TE 87	G.Swaim	OLB 48	B.Dupree
WR 83	T.Boyd	NT 98	D.Reader	LT 71	D.Daley	NT 93	T.Tart
TE 88	H.Hurst	DT 92	B.Hill	LG 75	D.Radunz	DT 98	J.Simmons
LT 73	J.Williams	DT 95	Z.Carter	C 55	A.Brewer	DE 94	M.Edwards
LG 67	C.Volson	RDE 91	T.Hendrickson	RG 64	N.Davis	ILB 51	D.Long
C 64	T.Karras	LB 55	L.Wilson	RT 78	N.Petit-Frere	LB 53	D.Cole
RG 65	A.Cappa	LB 57	G.Pratt	TE 86	K.Rader	CB 21	R.McCreary
RT 71	L.Collins	CB 20	E.Apple	WR 2	R.Woods	CB 26	K.Fulton
TE 84	M.Wilcox	CB 29	C.Taylor-Britt	WR 15	N.Westbrook-Ikhine	DB 37	A.Hooker
QB 9	J.Burrow	S 24	V.Bell	QB 17	R.Tannehill	S 31	K.Byard
HB 34	S.Perine	S 30	J.Bates	RB 22	D.Henry	S 47	A.Adams

Substitutions

K 2 E.McPherson, P 4 D.Chrisman, WR 11 T.Taylor, WR 16 T.Irwin, WR 17 S.Morgan, WR 18 K.Lassiter, CB 21 M.Hilton, S 23 D.Hill, HB 25 C.Evans, S 31 M.Thomas, HB 32 T.Williams, CB 33 T.Flowers, CB 35 Ja.Davis, LB 44 C.Johnston, LS 48 C.Adomitis, LB 49 J.Bachie, LB 51 M.Bailey, DE 58 J.Ossai, LB 59 A.Davis-Gaither, C 63 T.Hill, G 74 M.Scharping, OT 77 H.Adeniji, TE 86 D.Asiasi, DE 96 C.Sample, DT 97 J.Tufele

Substitutions

P 4 R.Stonehouse, WR 8 C.Hollister, K 11 C.Shudak, WR 16 T.Burks, CB 24 E.Molden, RB 25 H.Haskins, DB 28 J.Kalu, CB 30 T.Avery, CB 32 G.Mabin, RB 40 D.Hilliard, LB 42 J.Jones, FB 44 T.Carter, LS 46 M.Cox, LB 54 A.Smith, LB 56 M.Rice, DT 59 S.Okuyinonu, T 61 L.Clark, C/G 62 C.Levin, WR 80 C.Board, TE 81 A.Hooper, TE 85 C.Okonkwo, DL 95 D.Walker, DE 97 K.Strong, OLB 99 R.Weaver

Did Not Play

QB 8 B.Allen

Did Not Play

QB 7 M.Willis, G 70 J.Roos

Not Active

WR 1 J.Chase, P 10 K.Huber, HB 28 J.Mixon, DT 68 J.Tupou, OT 70 D.Smith, G 79 J.Carman, DE 93 J.Gunter

Not Active

K 14 R.Bullock, DB 39 T.Mitchell, LB 52 J.Schobert, C 60 B.Jones, DT 90 N.Jones, DL 91 L.Murchison, DL 96 D.Autry

Field Goals (made () & missed)

		(47)	(38)	C.Shudak	(33)	35WR	(24)	(38)	
				1	2	3	4	OT	Total
VISITOR:	Cincinnati Bengals			0	10	3	7	0	20
HOME:	Tennessee Titans			0	10	3	3	0	16

Scoring Plays

Team	Qtr	Time	Play Description (Extra Point) (Drive Info)	Visitor	Home
Titans	2	14:06	C.Shudak 33 yd. Field Goal (10-39, 4:01)	0	3
Bengals	2	11:30	E.McPherson 47 yd. Field Goal (7-47, 2:36)	3	3
Titans	2	11:15	T.Burks fumble recovery in end zone (C.Shudak kick) (1-75, 0:15)	3	10
Bengals	2	1:55	S.Perine 7 yd. run (E.McPherson kick) (9-92, 5:34)	10	10
Bengals	3	2:35	E.McPherson 38 yd. Field Goal (14-60, 5:19)	13	10
Titans	3	0:39	C.Shudak 24 yd. Field Goal (5-69, 1:56)	13	13
Bengals	4	13:42	T.Higgins 27 yd. pass from J.Burrow (E.McPherson kick) (6-75, 1:57)	20	13
Titans	4	6:07	C.Shudak 38 yd. Field Goal (12-55, 7:35)	20	16

Paid Attendance: 69,441

Time: 2:58

Final Individual Statistics

Cincinnati Bengals

RUSHING	ATT	YDS	AVG	LG	TD
S.Perine	17	58	3.4	9	1
J.Burrow	9	32	3.6	13	0
T.Williams	2	18	9.0	16	0
Total	28	108	3.9	16	1

PASSING	ATT	CMP	YDS	SK/YD	TD	LG	IN	RT
J.Burrow	37	22	270	1/4	1	32	0	91.0
Total	37	22	270	1/4	1	32	0	91.0

PASS RECEIVING	TAR	REC	YDS	AVG	LG	TD
T.Higgins	9	7	114	16.3	29	1
H.Hurst	9	6	57	9.5	29	0
S.Perine	7	4	35	8.8	32	0
T.Boyd	4	2	16	8.0	9	0
T.Williams	1	1	24	24.0	24	0
T.Irwin	4	1	16	16.0	16	0
T.Taylor	2	1	8	8.0	8	0
Total	36	22	270	12.3	32	1

INTERCEPTIONS	NO	YDS	AVG	LG	TD
Total	0	0	0	0	0

PUNTING	NO	YDS	AVG	NET	TB	IN20	LG
D.Chrisman	5	259	51.8	43.4	0	2	62
Total	5	259	51.8	43.4	0	2	62

PUNT RETURNS	NO	YDS	AVG	FC	LG	TD
T.Taylor	2	10	5.0	1	10	0
[TOUCHBACK]	2	0	0.0	0	0	0
Total	2	10	5.0	1	10	0

KICKOFF RETURNS	NO	YDS	AVG	FC	LG	TD
T.Williams	1	14	14.0	0	14	0
[TOUCHBACK]	4	0	0.0	0	0	0
Total	1	14	14.0	0	14	0

Tennessee Titans

RUSHING	ATT	YDS	AVG	LG	TD
D.Henry	17	38	2.2	9	0
D.Hilliard	2	16	8.0	11	0
R.Tannehill	2	9	4.5	5	0
Total	21	63	3.0	11	0

PASSING	ATT	CMP	YDS	SK/YD	TD	LG	IN	RT
R.Tannehill	34	22	291	1/10	0	69	0	91.7
Total	34	22	291	1/10	0	69	0	91.7

PASS RECEIVING	TAR	REC	YDS	AVG	LG	TD
T.Burks	6	4	70	17.5	51	0
N.Westbrook-Ikhine	6	4	58	14.5	25	0
D.Henry	3	3	79	26.3	69	0
C.Okonkwo	5	3	35	11.7	17	0
A.Hooper	4	3	30	10.0	12	0
D.Hilliard	3	3	3	1.0	6	0
R.Woods	6	2	16	8.0	10	0
G.Swaim	1	0	0	0.0	0	0
Total	34	22	291	13.2	69	0

INTERCEPTIONS	NO	YDS	AVG	LG	TD
Total	0	0	0	0	0

PUNTING	NO	YDS	AVG	NET	TB	IN20	LG
R.Stonehouse	5	269	53.8	43.8	2	2	71
Total	5	269	53.8	43.8	2	2	71

PUNT RETURNS	NO	YDS	AVG	FC	LG	TD
C.Board	4	42	10.5	1	13	0
Total	4	42	10.5	1	13	0

KICKOFF RETURNS	NO	YDS	AVG	FC	LG	TD
C.Board	1	20	20.0	0	20	0
[TOUCHBACK]	4	0	0.0	0	0	0
Total	1	20	20.0	0	20	0

Cincinnati Bengals

FUMBLES	FUM	LOST	OWN-REC	YDS	TD	FORCED	OPP-REC	YDS	TD	OUT-BDS
C.Taylor-Britt	0	0	0	0	0	1	0	0	0	0
Total	0	0	0	0	0	1	0	0	0	0

Tennessee Titans

FUMBLES	FUM	LOST	OWN-REC	YDS	TD	FORCED	OPP-REC	YDS	TD	OUT-BDS
D.Henry	1	0	0	0	0	0	0	0	0	0
T.Burks	0	0	1	0	1	0	0	0	0	0
Total	1	0	1	0	1	0	0	0	0	0

Final Team Statistics

	Visitor Bengals	Home Titans
TOTAL FIRST DOWNS	21	15
By Rushing	7	2
By Passing	11	12
By Penalty	3	1
THIRD DOWN EFFICIENCY	5-14-35.7%	7-16-43.8%
FOURTH DOWN EFFICIENCY	0-0-0.0%	0-0-0.0%
TOTAL NET YARDS	374	344
Total Offensive Plays (inc. times thrown passing)	66	56
Average gain per offensive play	5.7	6.1
NET YARDS RUSHING	108	63
Total Rushing Plays	28	21
Average gain per rushing play	3.9	3.0
Tackles for a loss-number and yards	2-6	2-3
NET YARDS PASSING	266	281
Times thrown - yards lost attempting to pass	1-4	1-10
Gross yards passing	270	291
PASS ATTEMPTS-COMPLETIONS-HAD INTERCEPTED	37-22-0	34-22-0
Avg gain per pass play (inc.# thrown passing)	7.0	8.0
KICKOFFS Number-In End Zone-Touchbacks	5-5-4	5-4-4
PUNTS Number and Average	5-51.8	5-53.8
Had Blocked	0	0
FGs - PATs Had Blocked	0-0	0-0
Net Punting Average	43.4	43.8
TOTAL RETURN YARDAGE (Not Including Kickoffs)	10	42
No. and Yards Punt Returns	2-10	4-42
No. and Yards Kickoff Returns	1-14	1-20
No. and Yards Interception Returns	0-0	0-0
PENALTIES Number and Yards	9-80	8-57
FUMBLES Number and Lost	0-0	1-0
TOUCHDOWNS	2	1
Rushing	1	0
Passing	1	0
Fumbles	0	1
EXTRA POINTS Made-Attempts	2-2	1-1
Kicking Made-Attempts	2-2	1-1
FIELD GOALS Made-Attempts	2-2	3-4
RED ZONE EFFICIENCY	1-3-33%	0-3-0%
GOAL TO GO EFFICIENCY	1-2-50%	0-0-0%
SAFETIES	0	0
FINAL SCORE	20	16
TIME OF POSSESSION	31:46	28:14

Ball Possession And Drive Chart

Cincinnati Bengals

#	Time Recd	Time Lost	Time Poss	How Ball Obtained	Drive Began	# Play	Yds Gain	Yds Pen	Net Yds	1st Down	Last Scrm	How Given Up
1	15:00	11:50	3:10	Kickoff	CIN 25	7	31	-10	21	2	CIN 46	Punt
2	7:26	6:36	0:50	Punt	CIN 4	3	3	0	3	0	CIN 7	Punt
3	5:08	3:07	2:01	Punt	CIN 10	3	-3	0	-3	0	CIN 7	Punt
4	14:06	11:30	2:36	Kickoff	CIN 25	7	47	0	47	2	TEN 28	Field Goal
5	11:15	9:09	2:06	Kickoff	CIN 24	3	9	-10	-1	0	CIN 23	Punt
6	7:29	1:55	5:34	Punt	CIN 8	9	92	0	92	5	* TEN 7	Touchdown
7	0:04	0:00	0:04	Missed FG	CIN 25	1	-1	0	-1	0	CIN 25	End of Half
8	13:38	11:36	2:02	Punt	TEN 45	3	9	-9	0	0	TEN 45	Punt
9	7:54	2:35	5:19	Punt	CIN 20	14	58	2	60	4	* TEN 20	Field Goal
10	0:39	13:42	1:57	Kickoff	CIN 25	6	70	5	75	4	TEN 27	Touchdown
11	6:07	0:00	6:07	Kickoff	CIN 25	12	59	7	66	4	* TEN 8	End of Game

(246) Average CIN 22

Tennessee Titans

#	Time Recd	Time Lost	Time Poss	How Ball Obtained	Drive Began	# Play	Yds Gain	Yds Pen	Net Yds	1st Down	Last Scrm	How Given Up
1	11:50	7:26	4:24	Punt	TEN 18	7	41	-10	31	2	TEN 49	Punt
2	6:36	5:08	1:28	Punt	TEN 40	3	1	5	6	0	TEN 46	Punt
3	3:07	14:06	4:01	Punt	TEN 46	10	39	0	39	2	* CIN 15	Field Goal
4	11:30	11:15	0:15	Kickoff	TEN 25	1	75	0	75	1	TEN 25	Touchdown
5	9:09	7:29	1:40	Punt	TEN 31	3	1	0	1	0	TEN 32	Punt
6	1:55	0:04	1:51	Kickoff	TEN 25	10	68	-10	58	4	* CIN 17	Missed FG
7	15:00	13:38	1:22	Kickoff	TEN 18	3	-6	0	-6	0	TEN 12	Punt
8	11:36	7:54	3:42	Punt	TEN 10	6	19	0	19	1	TEN 29	Punt
9	2:35	0:39	1:56	Kickoff	TEN 25	5	57	12	69	2	* CIN 6	Field Goal
10	13:42	6:07	7:35	Kickoff	TEN 25	12	55	0	55	3	CIN 20	Field Goal

(263) Average TEN 26

* inside opponent's 20

Time of Possession by Quarter		1st	2nd	3rd	4th	OT	Total
Visitor	Cincinnati Bengals	6:01	10:20	8:00	7:25		31:46
Home	Tennessee Titans	8:59	4:40	7:00	7:35		28:14

Kickoff Drive No.-Start Average

Bengals: 5 - CIN 25

Titans: 5 - TEN 24

Play By Play

First Quarter

11/27/2022

TEN wins the coin toss and elects to defer. CIN elects to Receive, and TEN elects to defend the south goal.

C.Shudak kicks 65 yards from TEN 35 to end zone, Touchback.

Cincinnati Bengals at 15:00

- 1-10-CIN 25 (15:00) J.Burrow pass short left to S.Perine to CIN 32 for 7 yards (K.Fulton, A.Hooker).
- 2-3-CIN 32 (14:19) (Shotgun) J.Burrow pass short left to T.Higgins pushed ob at CIN 36 for 4 yards (K.Fulton). P1
- 1-10-CIN 36 (13:50) (Shotgun) J.Burrow pass incomplete short left to H.Hurst (A.Adams).
- 2-10-CIN 36 (13:47) (Shotgun) J.Burrow scrambles up the middle to CIN 49 for 13 yards (K.Fulton). R2
- 1-10-CIN 49 (13:09) (Shotgun) J.Burrow pass short right to T.Higgins pushed ob at TEN 44 for 7 yards (R.McCreary).
- 2-3-TEN 44 (12:35) (Shotgun) J.Burrow pass incomplete short right to S.Perine (M.Edwards).
- 3-3-TEN 44 (12:32) (Shotgun) J.Burrow pass short left to T.Higgins to TEN 22 for 22 yards (R.McCreary, D.Long).
PENALTY on CIN-C.Evans, Offensive Pass Interference, 10 yards, enforced at TEN 44 - No Play.
- 3-13-CIN 46 (12:05) (Shotgun) J.Burrow pass incomplete short right to T.Irwin (T.Avery).
- 4-13-CIN 46 (12:01) D.Chrisman punts 48 yards to TEN 6, Center-C.Adomitis. C.Board to TEN 18 for 12 yards (M.Thomas, J.Bachie).

Tennessee Titans at 11:50

- 1-10-TEN 18 (11:50) D.Henry right tackle to TEN 27 for 9 yards (C.Taylor-Britt).
- 2-1-TEN 27 (11:21) (No Huddle) PENALTY on TEN-D.Radunz, False Start, 5 yards, enforced at TEN 27 - No Play.
- 2-6-TEN 22 (11:00) (Shotgun) D.Hilliard right end to TEN 27 for 5 yards (G.Pratt).
- 3-1-TEN 27 (10:21) (Shotgun) R.Tannehill pass short left to T.Burks to TEN 31 for 4 yards (L.Wilson). P1
- 1-10-TEN 31 (9:43) (Shotgun) R.Tannehill pass short right to C.Okonkwo pushed ob at TEN 43 for 12 yards (E.Apple). P2
- 1-10-TEN 43 (9:11) (No Huddle) D.Henry left guard to TEN 46 for 3 yards (S.Hubbard; B.Hill).
- 2-7-TEN 46 (8:36) PENALTY on TEN-R.Tannehill, False Start, 5 yards, enforced at TEN 46 - No Play.
- 2-12-TEN 41 (8:16) (Shotgun) R.Tannehill pass incomplete short left to N.Westbrook-Ikhine (D.Reader).
- 3-12-TEN 41 (8:14) (Shotgun) R.Tannehill pass short right to T.Burks to TEN 49 for 8 yards (L.Wilson).
- 4-4-TEN 49 (7:33) R.Stonehouse punts 44 yards to CIN 7, Center-M.Cox, fair catch by T.Taylor. TEN-J.Jones was injured during the play. His return is Questionable.
PENALTY on CIN-J.Bachie, Offensive Holding, 3 yards, enforced at CIN 7.

Cincinnati Bengals at 7:26

- 1-10-CIN 4 (7:26) (Shotgun) S.Perine right guard to CIN 7 for 3 yards (R.Weaver; J.Simmons).
- 2-7-CIN 7 (6:55) (Shotgun) J.Burrow pass incomplete short right to T.Higgins.
- 3-7-CIN 7 (6:52) (Shotgun) J.Burrow pass incomplete short left to T.Boyd.
- 4-7-CIN 7 (6:48) D.Chrisman punts 62 yards to TEN 31, Center-C.Adomitis. C.Board to TEN 40 for 9 yards (M.Bailey).

Tennessee Titans at 6:36

- 1-10-TEN 40 (6:36) (Shotgun) R.Tannehill pass incomplete short left to R.Woods (D.Reader).
- 2-10-TEN 40 (6:33) (Shotgun) R.Tannehill pass short left to D.Henry to TEN 41 for 1 yard (V.Bell, B.Hill).
- 3-9-TEN 41 (5:44) (Shotgun) PENALTY on CIN-T.Hendrickson, Neutral Zone Infraction, 5 yards, enforced at TEN 41 - No Play.
- 3-4-TEN 46 (5:21) (Shotgun) R.Tannehill pass incomplete short left to R.Woods.
- 4-4-TEN 46 (5:15) R.Stonehouse punts 54 yards to end zone, Center-M.Cox, Touchback.
PENALTY on CIN-M.Bailey, Offensive Holding, 10 yards, enforced at CIN 20.

Cincinnati Bengals at 5:08

- 1-10-CIN 10 (5:08) (Shotgun) J.Burrow pass short right to S.Perine pushed ob at CIN 11 for 1 yard (K.Byard).
- 2-9-CIN 11 (4:36) (Shotgun) J.Burrow sacked at CIN 7 for -4 yards (D.Walker).
- 3-13-CIN 7 (3:56) (Shotgun) J.Burrow pass short left to H.Hurst to CIN 7 for no gain (D.Long).
- 4-13-CIN 7 (3:22) D.Chrisman punts 55 yards to TEN 38, Center-C.Adomitis. C.Board to TEN 46 for 8 yards (S.Morgan).

Tennessee Titans at 3:07

- 1-10-TEN 46 (3:07) D.Henry left tackle to TEN 45 for -1 yards (L.Wilson).
- 2-11-TEN 45 (2:24) (Shotgun) R.Tannehill pass short left to D.Hilliard to CIN 49 for 6 yards (C.Taylor-Britt).
- 3-5-CIN 49 (1:46) (Shotgun) R.Tannehill pass short left to A.Hooper to CIN 41 for 8 yards (G.Pratt). P3
- 1-10-CIN 41 (1:09) D.Henry right end to CIN 41 for no gain (B.Hill; V.Bell).
- 2-10-CIN 41 (:27) R.Tannehill pass incomplete deep middle to T.Burks [T.Hendrickson].
- 3-10-CIN 41 (:22) (Shotgun) R.Tannehill pass deep middle to N.Westbrook-Ikhine to CIN 16 for 25 yards (V.Bell). P4

Cincinnati Bengals vs Tennessee Titans at Nissan Stadium

END OF QUARTER

	Score	Time Poss	First Downs				Efficiencies	
			R	P	X	T	3 Down	4 Down
Cincinnati Bengals	0	6:01	1	1	0	2	0/3	0/0
Tennessee Titans	0	8:59	0	4	0	4	3/5	0/0

Second Quarter

11/27/2022

Play By Play

Tennessee Titans continued.

- 1-10-CIN 16 (15:00) (Shotgun) R.Tannehill pass incomplete short right to G.Swaim.
 2-10-CIN 16 (14:57) D.Henry up the middle to CIN 15 for 1 yard (M.Hilton, C.Taylor-Britt).
 3-9-CIN 15 (14:13) (Shotgun) R.Tannehill pass incomplete short right to R.Woods.
 4-9-CIN 15 (14:10) C.Shudak 33 yard field goal is GOOD, Center-M.Cox, Holder-R.Stonehouse.

CIN 0 TEN 3, 10 plays, 39 yards, 4:01 drive, 0:54 elapsed

C.Shudak kicks 65 yards from TEN 35 to end zone, Touchback.

Cincinnati Bengals at 14:06

- 1-10-CIN 25 (14:06) S.Perine right tackle to CIN 30 for 5 yards (K.Byard).
 2-5-CIN 30 (13:31) (Shotgun) S.Perine left guard to CIN 39 for 9 yards (A.Hooker, S.Okuayinonu).
1-10-CIN 39 (12:58) (Shotgun) J.Burrow pass deep left to H.Hurst to TEN 32 for 29 yards (A.Hooker; D.Long).
1-10-TEN 32 (12:17) S.Perine left tackle to TEN 28 for 4 yards (A.Hooker).
 2-6-TEN 28 (11:43) (Shotgun) J.Burrow pass incomplete short right to T.Higgins.
 3-6-TEN 28 (11:38) (Shotgun) J.Burrow pass incomplete short left to H.Hurst (R.McCreary).
 4-6-TEN 28 (11:35) E.McPherson 47 yard field goal is GOOD, Center-C.Adomitis, Holder-D.Chrisman.

CIN 3 TEN 3, 7 plays, 47 yards, 2:36 drive, 3:30 elapsed

E.McPherson kicks 65 yards from CIN 35 to end zone, Touchback.

Tennessee Titans at 11:30

- 1-10-TEN 25 (11:30) R.Tannehill pass short left to D.Henry to CIN 6 for 69 yards (C.Taylor-Britt). FUMBLES (C.Taylor-Britt), recovered by TEN-T.Burks at CIN -2. TOUCHDOWN.
 C.Shudak extra point is GOOD, Center-M.Cox, Holder-R.Stonehouse.

CIN 3 TEN 10, 1 plays, 75 yards, 0:15 drive, 3:45 elapsed

C.Shudak kicks 55 yards from TEN 35 to CIN 10. T.Williams to CIN 24 for 14 yards (A.Smith; C.Hollister).

Cincinnati Bengals at 11:15, (1st play from scrimmage 11:10)

- 1-10-CIN 24 (11:10) (Shotgun) J.Burrow pass short left to H.Hurst pushed ob at CIN 31 for 7 yards (B.Dupree).
 PENALTY on CIN-T.Higgins, Offensive Pass Interference, 10 yards, enforced at CIN 24 - No Play.
 1-20-CIN 14 (10:35) (Shotgun) S.Perine up the middle to CIN 15 for 1 yard (B.Dupree).
 2-19-CIN 15 (10:00) (Shotgun) J.Burrow pass incomplete short right to T.Irwin (T.Avery).
 3-19-CIN 15 (9:52) (Shotgun) J.Burrow pass short middle to T.Taylor to CIN 23 for 8 yards (D.Long).
 4-11-CIN 23 (9:20) D.Chrisman punts 59 yards to TEN 18, Center-C.Adomitis. C.Board to TEN 31 for 13 yards (M.Thomas; M.Bailey).

Tennessee Titans at 9:09

- 1-10-TEN 31 (9:09) D.Henry right tackle to TEN 29 for -2 yards (S.Hubbard).
 2-12-TEN 29 (8:30) (Shotgun) D.Henry up the middle to TEN 32 for 3 yards (T.Hendrickson, S.Hubbard).
 3-9-TEN 32 (7:44) (Shotgun) R.Tannehill pass incomplete short middle to T.Burks (E.Apple) [D.Hill].
 4-9-TEN 32 (7:41) R.Stonehouse punts 52 yards to CIN 16, Center-M.Cox. T.Taylor to CIN 28 for 12 yards (J.Jones).
 PENALTY on CIN-T.Flowers, Unnecessary Roughness, 8 yards, enforced at CIN 16.

Cincinnati Bengals at 7:29

- 1-10-CIN 8 (7:29) (Shotgun) J.Burrow pass short left to S.Perine pushed ob at CIN 40 for 32 yards (K.Byard; K.Fulton).
1-10-CIN 40 (6:55) T.Williams right end to CIN 42 for 2 yards (D.Long).
 2-8-CIN 42 (6:20) (Shotgun) J.Burrow scrambles up the middle to CIN 46 for 4 yards (B.Dupree).
 3-4-CIN 46 (5:34) (Shotgun) J.Burrow pass short middle to H.Hurst to TEN 42 for 12 yards (T.Avery; K.Byard).
1-10-TEN 42 (4:52) (Shotgun) J.Burrow scrambles left end to TEN 29 for 13 yards (T.Tart).
1-10-TEN 29 (4:10) (Shotgun) J.Burrow pass short left to S.Perine to TEN 34 for -5 yards (J.Simmons).
 2-15-TEN 34 (3:27) (Shotgun) J.Burrow pass short right to H.Hurst to TEN 31 for 3 yards (K.Byard).
 3-12-TEN 31 (2:48) (Shotgun) J.Burrow pass deep right to T.Williams to TEN 7 for 24 yards (K.Byard).

Two-Minute Warning

- 1-7-TEN 7 (2:00) S.Perine right tackle for 7 yards, TOUCHDOWN.
 E.McPherson extra point is GOOD, Center-C.Adomitis, Holder-D.Chrisman.
 PENALTY on TEN-J.Kalu, Defensive Offside, 5 yards, enforced between downs.

CIN 10 TEN 10, 9 plays, 92 yards, 5:34 drive, 13:05 elapsed

E.McPherson kicks 60 yards from CIN 40 to end zone, Touchback.

R3

P4

P5

P5

P6

R7

P8

R9

Cincinnati Bengals vs Tennessee Titans at Nissan Stadium

Tennessee Titans at 1:55

- 1-10-TEN 25 (1:55) (Shotgun) R.Tannehill pass short right to N.Westbrook-Ikhine to TEN 45 for 20 yards (M.Hilton). P6
- ~~1-10-TEN 45~~ (1:34) (No Huddle, Shotgun) D.Hilliard right tackle to CIN 44 for 11 yards (J.Bates, E.Apple). R7
- 1-10-CIN 44 (1:16) (No Huddle, Shotgun) R.Tannehill pass short middle to A.Hooper to CIN 34 for 10 yards (L.Wilson; T.Flowers). P8
- 1-10-CIN 34 (:59) (No Huddle, Shotgun) R.Tannehill pass short left to D.Hilliard to CIN 27 for 7 yards (C.Sample, C.Taylor-Britt).
PENALTY on TEN-D.Radunz, Offensive Holding, 10 yards, enforced at CIN 34 - No Play.
- 1-20-CIN 44 (:53) (Shotgun) R.Tannehill pass short middle to A.Hooper to CIN 32 for 12 yards (L.Wilson, G.Pratt).
Timeout #1 by TEN at 00:47.
- 2-8-CIN 32 (:47) (Shotgun) R.Tannehill pass short left to N.Westbrook-Ikhine to CIN 29 for 3 yards (V.Bell).
Timeout #2 by TEN at 00:42.
- 3-5-CIN 29 (:42) (Shotgun) R.Tannehill pass short right to R.Woods to CIN 19 for 10 yards (C.Taylor-Britt). P9
- 1-10-CIN 19 (:21) (No Huddle, Shotgun) R.Tannehill pass short left to D.Hilliard to CIN 17 for 2 yards (M.Hilton; L.Wilson).
Timeout #3 by TEN at 00:17.
- 2-8-CIN 17 (:17) (Shotgun) R.Tannehill pass incomplete short right to A.Hooper (M.Hilton).
- 3-8-CIN 17 (:12) (Shotgun) R.Tannehill pass incomplete deep left to N.Westbrook-Ikhine (L.Wilson).
- 4-8-CIN 17 (:08) C.Shudak 35 yard field goal is No Good, Wide Right, Center-M.Cox, Holder-R.Stonehouse.

Cincinnati Bengals at 0:04

- 1-10-CIN 25 (:04) J.Burrow kneels to CIN 24 for -1 yards.

END OF QUARTER

	Score	Time Poss	First Downs				Efficiencies	
			R	P	X	T	3 Down	4 Down
Cincinnati Bengals	10	10:20	3	4	0	7	2/4	0/0
Tennessee Titans	10	4:40	1	4	0	5	1/4	0/0

Play By Play

Third Quarter

11/27/2022

TEN elects to Receive, and CIN elects to defend the North goal.

E.McPherson kicks 67 yards from CIN 35 to TEN -2. C.Board to TEN 18 for 20 yards (A.Davis-Gaither; M.Thomas).

Tennessee Titans at 15:00, (1st play from scrimmage 14:54)

- 1-10-TEN 18 (14:54) (Shotgun) D.Henry left guard to TEN 22 for 4 yards (B.Hill, J.Ossai).
 2-6-TEN 22 (14:19) (Shotgun) R.Tannehill pass incomplete short right to R.Woods (E.Apple).
 3-6-TEN 22 (14:15) (Shotgun) R.Tannehill sacked at TEN 12 for -10 yards (S.Hubbard).
 4-16-TEN 12 (13:47) R.Stonehouse punts 48 yards to CIN 40, Center-M.Cox. T.Taylor pushed ob at 50 for 10 yards (H.Haskins).
 PENALTY on TEN-J.Jones, Ineligible Downfield Kick, 5 yards, enforced at 50.

Cincinnati Bengals at 13:38

- 1-10-TEN 45 (13:38) (Shotgun) S.Perine left tackle to TEN 40 for 5 yards (A.Hooker).
 2-5-TEN 40 (12:58) (Shotgun) S.Perine left guard to TEN 36 for 4 yards (D.Cole).
 3-1-TEN 36 (12:14) S.Perine right guard to TEN 34 for 2 yards (R.McCreary).
 PENALTY on CIN-L.Collins, Offensive Holding, 9 yards, enforced at TEN 36 - No Play.
 3-10-TEN 45 (11:46) (Shotgun) J.Burrow pass incomplete short left to T.Boyd.
 4-10-TEN 45 (11:43) D.Chrisman punts 35 yards to TEN 10, Center-C.Adomitis, fair catch by C.Board.

Tennessee Titans at 11:36

- 1-10-TEN 10 (11:36) D.Henry right guard to TEN 12 for 2 yards (B.Hill, E.Apple).
 2-8-TEN 12 (10:52) (Shotgun) R.Tannehill scrambles left end to TEN 17 for 5 yards (S.Hubbard).
 3-3-TEN 17 (10:04) (Shotgun) R.Tannehill pass short left to R.Woods to TEN 23 for 6 yards (C.Taylor-Britt). P10
 1-10-TEN 23 (9:25) R.Tannehill pass incomplete deep left to C.Okonkwo [C.Sample].
 2-10-TEN 23 (9:20) D.Henry up the middle to TEN 23 for no gain (M.Hilton).
 3-10-TEN 23 (8:39) (Shotgun) R.Tannehill pass short left to C.Okonkwo to TEN 29 for 6 yards (J.Bates; A.Davis-Gaither) [S.Hubbard].
 4-4-TEN 29 (8:01) R.Stonehouse punts 71 yards to end zone, Center-M.Cox, Touchback.

Cincinnati Bengals at 7:54

- 1-10-CIN 20 (7:54) (Shotgun) J.Burrow pass incomplete short right to S.Perine.
 2-10-CIN 20 (7:51) (Shotgun) S.Perine up the middle to CIN 21 for 1 yard (R.Weaver).
 3-9-CIN 21 (7:13) (Shotgun) J.Burrow pass short left to T.Higgins pushed ob at CIN 36 for 15 yards (K.Fulton) [D.Walker]. P10
 1-10-CIN 36 (6:39) (Shotgun) J.Burrow pass short left to H.Hurst to CIN 41 for 5 yards (D.Cole).
 2-5-CIN 41 (6:06) (Shotgun) J.Burrow pass incomplete short left to S.Perine.
 3-5-CIN 41 (6:03) (Shotgun) J.Burrow pass short right to T.Boyd to CIN 48 for 7 yards (T.Avery). P11
 1-10-CIN 48 (5:22) (Shotgun) S.Perine left tackle to TEN 44 for 8 yards (A.Hooker).
 2-2-TEN 44 (4:34) S.Perine right guard to TEN 37 for 7 yards (E.Molden). R12
 1-10-TEN 37 (3:59) (Shotgun) J.Burrow pass incomplete short right to T.Taylor (D.Long).
 2-10-TEN 37 (3:54) (Shotgun) J.Burrow scrambles up the middle to TEN 31 for 6 yards (E.Molden).
 PENALTY on TEN-A.Hooker, Unnecessary Roughness, 15 yards, enforced at TEN 31. X13
 1-10-TEN 16 (3:31) (Shotgun) J.Burrow pass incomplete short right [B.Dupree].
 PENALTY on CIN-J.Burrow, Intentional Grounding, 13 yards, enforced at TEN 16.
 2-23-TEN 29 (3:25) (Shotgun) J.Burrow pass incomplete deep right to T.Irwin.
 3-23-TEN 29 (3:20) (Shotgun) J.Burrow pass short middle to T.Boyd to TEN 20 for 9 yards (A.Hooker).
 4-14-TEN 20 (2:38) E.McPherson 38 yard field goal is GOOD, Center-C.Adomitis, Holder-D.Chrisman.

CIN 13 TEN 10, 14 plays, 60 yards, 1 penalty, 5:19 drive, 12:25 elapsed

E.McPherson kicks 65 yards from CIN 35 to end zone, Touchback.

Tennessee Titans at 2:35

- 1-10-TEN 25 (2:35) R.Tannehill pass deep middle to T.Burks to CIN 24 for 51 yards (C.Taylor-Britt). P11
 PENALTY on CIN-T.Hendrickson, Roughing the Passer, 12 yards, enforced at CIN 24. X12
 1-10-CIN 12 (2:06) D.Henry left tackle to CIN 7 for 5 yards (L.Wilson, D.Reader).
 2-5-CIN 7 (1:25) D.Henry left tackle to CIN 6 for 1 yard (S.Hubbard; J.Bates).
 3-4-CIN 6 (:46) (Shotgun) R.Tannehill pass incomplete short middle to C.Okonkwo.
 4-4-CIN 6 (:42) C.Shudak 24 yard field goal is GOOD, Center-M.Cox, Holder-R.Stonehouse.

CIN 13 TEN 13, 5 plays, 69 yards, 1 penalty, 1:56 drive, 14:21 elapsed

Cincinnati Bengals vs Tennessee Titans at Nissan Stadium

C.Shudak kicks 65 yards from TEN 35 to end zone, Touchback.

Cincinnati Bengals at 0:39

1-10-CIN 25 (:39) (Shotgun) S.Perine left tackle to CIN 30 for 5 yards (S.Okuayinonu; D.Cole). CIN-L.Collins was injured during the play. His return is Questionable.

2-5-CIN 30 (:06) (Shotgun) J.Burrow pass incomplete deep right to T.Higgins (K.Byard).

PENALTY on TEN-T.Tart, Defensive Offside, 5 yards, enforced at CIN 30 - No Play.

X14

END OF QUARTER

	Score	Time Poss	First Downs				Efficiencies	
			R	P	X	T	3 Down	4 Down
Cincinnati Bengals	13	8:00	1	2	2	5	2/4	0/0
Tennessee Titans	13	7:00	0	2	1	3	1/4	0/0

Play By Play

Fourth Quarter

11/27/2022

Cincinnati Bengals continued.

<u>1-10-CIN 35</u>	(15:00) J.Burrow pass deep right to T.Higgins pushed ob at TEN 41 for 24 yards (K.Byard).	P15
<u>1-10-TEN 41</u>	(14:36) S.Perine right guard to TEN 43 for -2 yards (D.Cole).	
2-12-TEN 43	(14:01) (Shotgun) J.Burrow pass incomplete short middle to H.Hurst.	
3-12-TEN 43	(13:58) (Shotgun) J.Burrow pass deep right to T.Irwin ran ob at TEN 27 for 16 yards. Tennessee challenged the pass completion ruling, and the play was Upheld. The ruling on the field stands. (Timeout #1.)	P16
<u>1-10-TEN 27</u>	(13:47) (Shotgun) J.Burrow pass deep right to T.Higgins for 27 yards, TOUCHDOWN. E.McPherson extra point is GOOD, Center-C.Adomitis, Holder-D.Chrisman.	P17

CIN 20 TEN 13, 6 plays, 75 yards, 1 penalty, 1:57 drive, 1:18 elapsed

E.McPherson kicks 65 yards from CIN 35 to end zone, Touchback.

Tennessee Titans at 13:42

1-10-TEN 25	(13:42) D.Henry up the middle to TEN 32 for 7 yards (B.Hill).	
2-3-TEN 32	(13:05) R.Tannehill pass short right to T.Burks to TEN 39 for 7 yards (E.Apple).	P13
<u>1-10-TEN 39</u>	(12:27) (Shotgun) D.Henry right tackle to TEN 45 for 6 yards (V.Bell; G.Pratt).	
2-4-TEN 45	(11:51) D.Henry left tackle to TEN 45 for no gain (G.Pratt).	
3-4-TEN 45	(11:09) (Shotgun) R.Tannehill scrambles left tackle to TEN 49 for 4 yards (C.Taylor-Britt).	R14
<u>1-10-TEN 49</u>	(10:20) R.Tannehill pass short right to D.Henry to CIN 42 for 9 yards (G.Pratt, L.Wilson).	
2-1-CIN 42	(9:34) D.Henry up the middle to CIN 42 for no gain (M.Hilton, B.Hill).	
3-1-CIN 42	(8:48) (Shotgun) R.Tannehill pass short right to C.Okonkwo to CIN 25 for 17 yards (J.Bates; V.Bell) [J.Tufele].	P15
<u>1-10-CIN 25</u>	(7:58) D.Henry left tackle to CIN 25 for no gain (M.Hilton).	
2-10-CIN 25	(7:14) (Shotgun) R.Tannehill pass short right to D.Hilliard to CIN 30 for -5 yards (C.Sample). Penalty on TEN-D.Daley, Ineligible Downfield Pass, declined.	
3-15-CIN 30	(6:47) (Shotgun) R.Tannehill pass short left to N.Westbrook-Ikhine to CIN 20 for 10 yards (M.Hilton, L.Wilson).	
4-5-CIN 20	(6:11) C.Shudak 38 yard field goal is GOOD, Center-M.Cox, Holder-R.Stonehouse.	

CIN 20 TEN 16, 12 plays, 55 yards, 7:35 drive, 8:53 elapsed

C.Shudak kicks 65 yards from TEN 35 to end zone, Touchback.

Cincinnati Bengals at 6:07

1-10-CIN 25	(6:07) (Shotgun) J.Burrow pass short right to T.Higgins pushed ob at CIN 33 for 8 yards (R.McCreary).	
2-2-CIN 33	(5:27) (Shotgun) S.Perine right guard to CIN 35 for 2 yards (A.Hooker, R.Weaver).	R18
<u>1-10-CIN 35</u>	(4:43) (Shotgun) J.Burrow pass short middle to H.Hurst to CIN 43 for 8 yards (D.Long, D.Cole).	
2-2-CIN 43	(3:57) T.Williams right end pushed ob at TEN 41 for 16 yards (J.Simmons).	R19
<u>1-10-TEN 41</u>	(3:49) (Shotgun) S.Perine up the middle to TEN 41 for no gain (D.Long, J.Simmons).	
2-10-TEN 41	(3:08) (Shotgun) J.Burrow pass deep right to T.Higgins to TEN 12 for 29 yards (K.Fulton) [M.Edwards]. Timeout #2 by TEN at 02:53.	P20
<u>1-10-TEN 12</u>	(2:53) S.Perine up the middle to TEN 9 for 3 yards (K.Strong; J.Simmons).	
2-7-TEN 9	(2:06) S.Perine left end to TEN 13 for -4 yards (D.Walker).	

Two-Minute Warning

3-11-TEN 13	(2:00) (Shotgun) J.Burrow up the middle to TEN 13 for no gain (J.Simmons). Timeout #3 by TEN at 01:57.	
4-11-TEN 13	(1:57) E.McPherson 31 yard field goal is GOOD, NULLIFIED by Penalty, Center-C.Adomitis, Holder-D.Chrisman. PENALTY on TEN-K.Strong, Unnecessary Roughness, 7 yards, enforced at TEN 13 - No Play.	X21
<u>1-6-TEN 6</u>	(1:53) J.Burrow kneels to TEN 7 for -1 yards.	
2-7-TEN 7	(1:11) J.Burrow kneels to TEN 8 for -1 yards.	
3-8-TEN 8	(:36) J.Burrow kneels to TEN 9 for -1 yards.	

END OF QUARTER

	Score	Time Poss	First Downs				Efficiencies	
			R	P	X	T	3 Down	4 Down
Cincinnati Bengals	20	7:25	2	4	1	7	1/3	0/0
Tennessee Titans	16	7:35	1	2	0	3	2/3	0/0

Miscellaneous Statistics Report

Cincinnati Bengals vs Tennessee Titans
11/27/2022 at Nissan Stadium

Ten Longest Plays for Cincinnati Bengals

Yards	Qtr	Play Start	Play Description
32	2	1-10-CIN 8	(7:29) (Shotgun) J.Burrow pass short left to S.Perine pushed ob at CIN 40 for 32 yards (K.Byard; K.Fulton).
29	2	1-10-CIN 39	(12:58) (Shotgun) J.Burrow pass deep left to H.Hurst to TEN 32 for 29 yards (A.Hooker; D.Long).
29	4	2-10-TEN 41	(3:08) (Shotgun) J.Burrow pass deep right to T.Higgins to TEN 12 for 29 yards (K.Fulton) [M.Edwards].
27	4	1-10-TEN 27	(13:47) (Shotgun) J.Burrow pass deep right to T.Higgins for 27 yards, TOUCHDOWN.
24	2	3-12-TEN 31	(2:48) (Shotgun) J.Burrow pass deep right to T.Williams to TEN 7 for 24 yards (K.Byard).
24	4	1-10-CIN 35	(15:00) J.Burrow pass deep right to T.Higgins pushed ob at TEN 41 for 24 yards (K.Byard).
21	3	2-10-TEN 37	(3:54) (Shotgun) J.Burrow scrambles up the middle to TEN 31 for 6 yards (E.Molden). PENALTY on TEN-A.Hooker, Unnecessary Roughness, 15 yards, enforced at TEN 31.
16	4	3-12-TEN 43	(13:58) (Shotgun) J.Burrow pass deep right to T.Irwin ran ob at TEN 27 for 16 yards. Tennessee challenged the pass completion ruling, and the play was Upheld. The ruling on the field stands. (Timeout #1.)
16	4	2-2-CIN 43	(3:57) T.Williams right end pushed ob at TEN 41 for 16 yards (J.Simmons).
15	3	3-9-CIN 21	(7:13) (Shotgun) J.Burrow pass short left to T.Higgins pushed ob at CIN 36 for 15 yards (K.Fulton) [D.Walker].

Ten Longest Plays for Tennessee Titans

Yards	Qtr	Play Start	Play Description
75	2	1-10-TEN 25	(11:30) R.Tannehill pass short left to D.Henry to CIN 6 for 69 yards (C.Taylor-Britt). FUMBLES (C.Taylor-Britt), recovered by
63	3	1-10-TEN 25	(2:35) R.Tannehill pass deep middle to T.Burks to CIN 24 for 51 yards (C.Taylor-Britt).
25	1	3-10-CIN 41	(:22) (Shotgun) R.Tannehill pass deep middle to N.Westbrook-Ikhine to CIN 16 for 25 yards (V.Bell).
20	2	1-10-TEN 25	(1:55) (Shotgun) R.Tannehill pass short right to N.Westbrook-Ikhine to TEN 45 for 20 yards (M.Hilton).
17	4	3-1-CIN 42	(8:48) (Shotgun) R.Tannehill pass short right to C.Okonkwo to CIN 25 for 17 yards (J.Bates; V.Bell) [J.Tufele].
12	1	1-10-TEN 31	(9:43) (Shotgun) R.Tannehill pass short right to C.Okonkwo pushed ob at TEN 43 for 12 yards (E.Apple).
12	2	1-20-CIN 44	(:53) (Shotgun) R.Tannehill pass short middle to A.Hooper to CIN 32 for 12 yards (L.Wilson, G.Pratt).
11	2	1-10-TEN 45	(1:34) (No Huddle, Shotgun) D.Hilliard right tackle to CIN 44 for 11 yards (J.Bates, E.Apple).
10	2	1-10-CIN 44	(1:16) (No Huddle, Shotgun) R.Tannehill pass short middle to A.Hooper to CIN 34 for 10 yards (L.Wilson; T.Flowers).
10	2	3-5-CIN 29	(:42) (Shotgun) R.Tannehill pass short right to R.Woods to CIN 19 for 10 yards (C.Taylor-Britt).

Touchdown Scoring Information

VISITOR	HOME	Offense	Defense	Special Teams
Cincinnati Bengals	Tennessee Titans	2	0	0
		1	0	0

Player Scoring Information

Club	Player	TD	Rush TD	Rec TD	KO TD	Punt TD	Int TD	Fum TD	Misc TD	FG	XP	2Pt Rush	2Pt Rec	Sfty	Points
CIN	E.McPherson	0	0	0	0	0	0	0	0	2	2	0	0	0	8
CIN	S.Perine	0	1	0	0	0	0	0	0	0	0	0	0	0	6
CIN	T.Higgins	0	0	1	0	0	0	0	0	0	0	0	0	0	6
TEN	C.Shudak	0	0	0	0	0	0	0	0	3	1	0	0	0	10
TEN	T.Burks	0	0	0	0	0	0	1	0	0	0	0	0	0	6

Possession Detail

	First Half		Second Half		Game	
	Visitor	Home	Visitor	Home	Visitor	Home
Largest Lead	0	7	7	0	7	7
Drives Leading	0	1	1	0	1	1
Time of Possession Leading	0:00	1:40	6:07	0:00	6:07	1:40
Largest Deficit	-7	0	0	-7	-7	-7
Drives Trailing	3	0	0	2	3	2
Time of Possession Trailing	10:16	0:00	0:00	9:31	10:16	9:31
Times Score Tied Up		2		1		3
Lead Changes		2		2		4

Playtime Percentage

Percent of playtime per player on offense, defense and special teams (Unofficial)

Cincinnati Bengals

Tennessee Titans

		Cincinnati Bengals				Tennessee Titans							
		Offense	Defense	Special Teams		Offense	Defense	Special Teams					
C Volson	G	70	100%	5	17%	A Brewer	G	57	100%	5	17%		
J Williams	T	70	100%	5	17%	D Daley	T	57	100%	5	17%		
T Karras	C	70	100%	5	17%	N Davis	G	57	100%	5	17%		
J Burrow	QB	70	100%			N Petit-Frere	T	57	100%	5	17%		
A Cappa	G	70	100%			D Radunz	T	57	100%				
L Collins	T	69	99%			R Tannehill	QB	57	100%				
T Higgins	WR	58	83%			R Woods	WR	46	81%				
S Perine	RB	56	80%			N Westbrook-Ikhine	WR	43	75%				
T Boyd	WR	53	76%			A Hooper	TE	38	67%				
T Irwin	WR	52	74%			T Burks	WR	38	67%				
H Hurst	TE	46	66%	5	17%	D Henry	RB	32	56%				
M Wilcox	TE	25	36%	15	50%	G Swaim	TE	31	54%	5	17%		
T Williams	RB	14	20%	20	67%	D Hilliard	RB	21	37%	9	30%		
D Asiasi	TE	14	20%	5	17%	C Okonkwo	TE	19	33%	19	63%		
T Taylor	WR	11	16%	5	17%	H Haskins	RB	6	11%	9	30%		
K Lassiter	WR	8	11%			K Rader	TE	5	9%	15	50%		
S Morgan	WR	5	7%	20	67%	C Hollister	WR	4	7%	14	47%		
H Adeniji	G	5	7%	5	17%	C Levin	C	2	4%	5	17%		
C Evans	RB	4	6%	10	33%	A Hooker	FS		70	100%	4	13%	
J Bates	FS		57	100%	5	17%	R McCreary	CB		70	100%	3	10%
L Wilson	LB		57	100%	5	17%	K Fulton	CB		70	100%		
V Bell	SS		57	100%	5	17%	K Byard	FS		70	100%		
E Apple	CB		57	100%			D Long	LB		66	94%		
S Hubbard	DE		53	93%			J Simmons	DT		63	90%	6	20%
C Taylor-Britt	DB		52	91%	5	17%	B Dupree	LB		57	81%		
B Hill	DT		45	79%	5	17%	D Cole	LB		55	79%	17	57%
D Reader	NT		42	74%	5	17%	M Edwards	DT		38	54%	5	17%
M Hilton	CB		42	74%			T Tart	DT		37	53%	10	33%
G Pratt	LB		41	72%	4	13%	R Weaver	LB		34	49%	5	17%
T Hendrickson	DE		41	72%			A Adams	SS		33	47%	15	50%
Z Carter	DT		22	39%	5	17%	E Molden	CB		26	37%	5	17%
C Sample	DE		15	26%	7	23%	D Walker	DE		24	34%	1	3%
J Tufele	DT		11	19%			K Strong	DE		20	29%	6	20%
A Davis-Gaither	LB		10	18%	21	70%	T Avery	CB		18	26%	15	50%
T Flowers	CB		8	14%	19	63%	S Okuyinonu	DE		13	19%		
J Ossai	DE		8	14%	5	17%	M Rice	LB		6	9%	14	47%
D Hill	FS		6	11%	9	30%	J Jones	LB				25	83%
M Bailey	LB		3	5%	20	67%	J Kalu	FS				20	67%
C Johnston	LB				25	83%	A Smith	LB				19	63%
M Thomas	SS				20	67%	C Board	WR				15	50%
J Bachie	LB				20	67%	C Shudak	K				10	33%
C Adomitis	LS				10	33%	M Cox	LS				10	33%
E McPherson	K				10	33%	R Stonehouse	P				10	33%
D Chrisman	P				10	33%	T Carter	FB				10	33%
J Davis	CB				5	17%							

M Scharping	G	5	17%	L Clark	T	5	17%
T Hill	C	5	17%	G Mabin	CB	2	7%

2022 TENNESSEE TITANS REGULAR SEASON STATISTICS

Won 7, Lost 4

Date	W-L	Score	OT	Opponent	Attendance
09/11	L	20-21		N.Y. Giants	67,805
09/19	L	7-41		at Buffalo	70,683
09/25	W	24-22		Las Vegas	68,649
10/02	W	24-17		at Indianapolis	65,781
10/09	W	21-17		at Washington	51,836
10/23	W	19-10		Indianapolis	69,459
10/30	W	17-10		at Houston	68,467
11/06	L	17-20	OT	at Kansas City	73,475
11/13	W	17-10		Denver	69,240
11/17	W	27-17		at Green Bay	77,506
11/27	L	16-20		Cincinnati	69,441
12/04				at Philadelphia	
12/11				Jacksonville	
12/18				at L.A. Chargers	
12/24				Houston	
12/29				Dallas	
01/08				at Jacksonville	

Statistic	Tenn.	Opp.
Total First Downs	175	214
Rushing	62	61
Passing	97	134
Penalty	16	19
3rd Down: Made/Att	51/139	46/150
3rd Down Pct.	36.7	30.7
4th Down: Made/Att	4/7	14/19
4th Down Pct.	57.1	73.7
Possession Avg.	29:23	30:37
Total Net Yards	3287	3864
Avg. Per Game	298.8	351.3
Total Plays	625	713
Avg. Per Play	5.3	5.4
Net Yards Rushing	1352	930
Avg. Per Game	122.9	84.5
Total Rushes	325	241
Net Yards Passing	1935	2934
Avg. Per Game	175.9	266.7
Sacked/Yards Lost	25/186	31/217
Gross Yards	2121	3151
Att./Completions	275/172	441/282
Completion Pct.	62.5	63.9
Had Intercepted	5	9
Punts/Average	59/53.1	57/45.7
Net Punting Avg.	59/44.7	57/40.4
Penalties/Yards	72/568	80/571
Fumbles/Ball Lost	11/6	14/4
Touchdowns	24	23
Rushing	11	3
Passing	11	19
Returns	2	1

Score By Periods	Q1	Q2	Q3	Q4	OT	PTS
Team	52	95	40	22	0	209
Opponents	22	63	75	42	3	205

Scoring	TD	Rush	Rec	Ret	K-PAT	FG	S	PTS
Henry	10	10	0	0			0	60
Bullock	0	0	0	0	19/19	11/13	0	52
Hilliard	4	0	4	0			0	24
Hooper	2	0	2	0			0	12
Westbrook-Ikhine	2	0	2	0			0	12
Shudak	0	0	0	0	1/1	3/4	0	10
Adams	1	0	0	1			0	6
Burks	1	0	0	1			0	6
Okonkwo	1	0	1	0			0	6
Swaim	1	0	1	0			0	6
Tannehill	1	1	0	0			0	6
Woods	1	0	1	0			0	6
Lambo	0	0	0	0	3/4	0/0	0	3
Team	24	11	11	2	23/24	14/17	0	209
Opponents	23	3	19	1	16/18	15/17	0	205

2-Pt Conv: TM 0-0, OPP 3-5

Sacks: Auty 7, Simmons 6.5, Weaver 5.5, Walker 4.5, Dupree 3, Edwards LG 2, Edwards TM 2, Cole 1, N. Jones 1, Okuyinonu 0.5, **TM 31, OPP 25**
FUM/Lost: Henry 2/0, Philips 2/2, Tannehill 2/1, Willis 2/2, Board 1/0, Hooker 1/0, Woods 1/1

Passing	Att	Cmp	Yds	Cmp%	Yds/Att	TD	TD%	Int	Int%	Long	Sack/Lost	Rating
Tannehill	243	158	1976	65.0	8.13	10	4.1	4	1.6	69	19/148	97.0
Willis	30	12	141	40.0	4.70	0	0.0	1	3.3	48	6/38	41.1
Henry	2	2	4	100.0	2.00	1	50.0	0	0.0	3t	0/0	118.8
Team	275	172	2121	62.5	7.71	11	4.0	5	1.8	69	25/186	92.1
Opponents	441	282	3151	63.9	7.15	19	4.3	9	2.0	75t	31/217	91.0

Rushing	No.	Yds	Avg	Long	TD
Henry	247	1048	4.2	56	10
Hilliard	21	143	6.8	30	0
Willis	18	64	3.6	17	0
Tannehill	26	47	1.8	11	1
Haskins	10	42	4.2	9	0
Burks	2	12	6.0	8	0
Okonkwo	1	-4	-4.0	-4	0
Team	325	1352	4.2	56	11
Opponents	241	930	3.9	68	3

Receiving	No.	Yds	Avg	Long	TD
Woods	32	351	11.0	41	1
Burks	24	334	13.9	51	0
Hooper	24	257	10.7	23	2
Henry	21	278	13.2	69	0
Hilliard	19	163	8.6	31	4
Westbrook-Ikhine	18	343	19.1	63t	2
Okonkwo	11	207	18.8	48	1
Philips	8	78	9.8	21	0
Swaim	8	46	5.8	13	1
Hollister	3	54	18.0	27	0
Haskins	3	7	2.3	5	0
Kinsey	1	3	3.0	3	0
Team	172	2121	12.3	69	11
Opponents	282	3151	11.2	75t	19

Interceptions	No.	Yds	Avg	Long	TD
Long	2	4	2.0	4	0
Adams	1	76	76.0	76t	1
Byard	1	24	24.0	24	0
McCreary	1	4	4.0	4	0
Mitchell	1	1	1.0	1	0
Fulton	1	0	0.0	0	0
Hooker	1	0	0.0	0	0
Tart	1	0	0.0	0	0
Team	9	109	12.1	76t	1
Opponents	5	111	22.2	43t	1

Punting	No.	Yds	Avg	Net	TB	In	Lg	B
Stonehouse	59	3132	53.1	44.7	7	23	74	0
Team	59	3132	53.1	44.7	7	23	74	0
Opponents	57	2604	45.7	40.4	3	19	69	0

Punt Returns	Ret	FC	Yds	Avg	Long	TD
Board	10	4	105	10.5	17	0
Woods	8	10	72	9.0	21	0
Philips	5	2	62	12.4	46	0
Hooker	1	0	0	0.0	0	0
Team	24	16	239	10.0	46	0
Opponents	36	9	355	9.9	24	0

Kickoff Returns	No.	Yds	Avg	Long	TD
Haskins	19	414	21.8	37	0
Cannon	2	33	16.5	19	0
Board	1	20	20.0	20	0
Team	22	467	21.2	37	0
Opponents	21	376	17.9	32	0

Field Goals	1-19	20-29	30-39	40-49	50+
Bullock	0/0	4/4	2/2	5/7	0/0
Shudak	0/0	1/1	2/3	0/0	0/0
Team	0/0	5/5	4/5	5/7	0/0
Opponents	0/0	4/4	6/6	3/4	2/3

Bullock: (46G,23G,47N)()()48G)(44G)()27G,28G, 38G,48G)(48N,29G)(44G)(35G)()()
 Shudak: ()()()()()()()()()33G,35N,24G,38G)
 OPP: ()(49G,37G)(21G,32G,35G)(27G,51N)(50G)(50G) (43G)(23G,47N,28G)(39G)(39G)(47G,38G)

TITANS DROP SECOND STRAIGHT, THIS ONE A 35-10 LOSS TO THE EAGLES

**BY JIM WYATT
TENNESSEETITANS.COM
DECEMBER 4, 2022**

PHILADELPHIA – Oh, brother.

In the city of brotherly love, the Philadelphia Eagles proved to be too much to handle for the Tennessee Titans.

With Rocky music blaring at kickoff, the underdog Titans fell behind early and ended up falling to the Eagles by a score of 35-10.

"I think it's always about the Titans needing to be better," Titans coach Mike Vrabel said after the game. "(The Eagles) have a good football team, but when you make mistakes, know that any margin of error against a good football team is going to come back to hurt you. ... We struggled everywhere today."

Vrabel said he gave the team a reality check in the locker room after the contest.

The Titans dropped to 7-5 with their second loss in a row.

The Eagles, meanwhile, improved to 11-1.

"I think we're at a crossroads," Vrabel said. "I told the team I think we're at a crossroads on how we want to continue down the season. We can't point fingers. We have to assume that each and every one of us didn't do a good enough job because we didn't. We have to come to work with greater energy and greater resolve. ... It sucks losing, and it sucks losing a game the way we did. But we have to make a decision on how much we are willing to invest and trust what the coaches are doing, what other players are doing. I think it's a critical time for us."

Making matters worse: Three Titans starters left the game with

injuries, and none of them returned to the contest.

Receiver Treyton Burks (concussion), linebacker David Long Jr. (hamstring) and cornerback Kristian Fulton (groin) all left the contest in the first half, which made a tough day for the Titans even tougher at Lincoln Financial Field.

Safety Kevin Byard was among those who made no excuses.

"It's December football, and we talk about wanting to play in the postseason and making a late-season run," Byard said. "We can't lose any more games in my opinion. We have to find a way to get this thing back rolling. We don't really look like a good football team right now, and it's going to be on us as players, coaches, leaders, to figure out what is not working right now and get out of it and start playing winning football again."

"Speaking on today, we got dominated in all three phases. We got our behinds whupped, plain and simple."

Titans quarterback Ryan Tannehill was sacked six times in the contest on a day when Tennessee's offense struggled throughout the contest. Running back Derrick Henry managed just 30 yards on 11 carries.

At the same time, the Titans had trouble slowing down the Eagles.

The Eagles took a 7-0 lead on their opening possession on a 34-yard touchdown pass from quarterback Jalen Hurts to receiver DeVonta Smith.

The Titans answered back with a 10-play, 71-yard drive that was capped off by a tough catch from Burks for a 25-yard touchdown, which tied the game at 7-7. Burks took a big hit in the end zone as he caught the ball – Eagles defender Marcus Epps was flagged for unnecessary roughness on the play – but he managed to hold on.

After receiving medical attention on the field, Burks eventually went to the locker room and was evaluated for a concussion. Burks did not return to the contest, and it was a hint of trouble ahead.

A 40-yard touchdown from Hurts to A.J. Brown on the Philadelphia's next possession gave the Eagles a 14-7 lead.

After the Titans cut the lead to 14-10 on a 36-yard field goal by kicker Randy Bullock, which capped another 10-play drive, the Eagles then stretched their lead to 21-10 on a two-yard touchdown run by Hurts with 51 seconds left in the first half.

Early in the second half, the Eagles made it 28-10 on another touchdown catch from Brown, this one from 29 yards.

A three-yard run by Eagles running back Miles Sanders then made it 35-10 with 11:27 left in the contest.

Quarterback Malik Willis replaced Tannehill in the fourth quarter of Sunday's game, as both teams replaced starters with back-ups to finish the contest.

The Titans return to action next Sunday against the Jaguars at Nissan Stadium.

"It's a long season," center Ben Jones said. "We're right there in our division, and now we have to clean stuff up and get ready."

###

National Football League Game Summary

NFL Copyright © 2022 by The National Football League. All rights reserved. This summary and play-by-play is for the express purpose of assisting media in their coverage of the game; any other use of this material is prohibited without the written permission of the National Football League.

Date: Sunday, 12/4/2022

Tennessee Titans at Philadelphia Eagles
at Lincoln Financial Field, Philadelphia, PA

Start Time: 1:02 PM EST

Game Day Weather

Game Weather: Mostly Sunny
Played Open Stadium on Turf: Grass

Temp: 45° F (7.2° C) Humidity: 37%, Wind: NW 7 mph
Outdoor Weather: Mostly Sunny, Wind Chill: 44

Officials

Referee: Hill, Adrian (29)
Line Judge: Mapp, Julian (10)
Back Judge: Bell, Grantis (27)

Umpire: Ellison, Roy (81)
Field Judge: Robinson, Mearl (31)
Replay Official: Ames, Roddy (0)

Down Judge: Turner, Patrick (13)
Side Judge: Cheek, Boris (41)

Lineups

Tennessee Titans				Philadelphia Eagles			
Offense		Defense		Offense		Defense	
WR 16	T.Burks	OLB 48	B.Dupree	WR 11	A.Brown	DE 94	J.Sweet
LT 71	D.Daley	NT 93	T.Tart	TE 89	J.Stoll	DT 97	J.Hargrave
LG 55	A.Brewer	DT 98	J.Simmons	LT 68	J.Mailata	DE 72	L.Joseph
C 60	B.Jones	S 47	A.Adams	LG 69	L.Dickerson	DT 91	F.Cox
RG 64	N.Davis	ILB 51	D.Long	C 62	J.Kelce	SAM 7	H.Reddick
RT 78	N.Petit-Frere	ILB 53	D.Cole	RG 56	I.Seumalo	MIKE 57	T.Edwards
TE 87	G.Swaim	DE 94	M.Edwards	RT 65	L.Johnson	WILL 43	K.White
TE 81	A.Hooper	CB 26	K.Fulton	WR 16	Q.Watkins	CB 24	J.Bradberry
WR 2	R.Woods	CB 21	R.McCreary	WR 6	D.Smith	CB 2	D.Slay
QB 17	R.Tannehill	DB 37	A.Hooker	QB 1	J.Hurts	S 22	M.Epps
RB 22	D.Henry	S 31	K.Byard	RB 26	M.Sanders	S 32	R.Blankenship

Substitutions

P 4 R.Stonehouse, QB 7 M.Willis, K 14 R.Bullock, WR 15 N.Westbrook-Ikhine, DB 28 J.Kalu, CB 30 T.Avery, RB 36 J.Chestnut, DB 38 D.Harris, DB 39 T.Mitchell, RB 40 D.Hilliard, LB 42 J.Jones, FB 44 T.Carter, LS 46 M.Cox, LB 52 J.Schobert, LB 56 M.Rice, T 61 L.Clark, C/G 62 C.Levin, OL 75 D.Radunz, WR 80 C.Board, TE 85 C.Okonkwo, TE 86 K.Rader, DL 91 L.Murchison, OLB 92 O.Adeniyi, DL 95 D.Walker, DE 97 K.Strong, OLB 99 R.Weaver

Substitutions

WR 3 Z.Pascal, K 4 J.Elliott, P 8 A.Siposs, QB 10 G.Minschew, RB 14 K.Gainwell, LB 17 N.Dean, WR 18 B.Covey, S 21 A.Chachere, CB 27 Z.McPhearson, CB 33 J.Scott, RB 35 B.Scott, S 42 K.Wallace, LS 45 R.Lovato, LB 48 P.Johnson, C/G 51 C.Jurgens, LB 53 C.Elliss, LB 54 S.Bradley, DE 55 B.Graham, LB 58 K.Johnson, T/G 63 J.Driscoll, DT 74 N.Suh, T 77 A.Dillard, TE 80 T.Jackson, TE 81 G.Calcaterra, DT 90 J.Davis, DT 93 M.Williams

Did Not Play

Did Not Play

Not Active

Not Active

WR 8 C.Hollister, CB 24 E.Molden, RB 25 H.Haskins, DT 59 S.Okuayinonu, G 70 J.Roos, DT 90 N.Jones, DL 96 D.Autry

QB 19 I.Book, CB 28 J.Jobbe, RB 34 T.Sermon, G 61 J.Sills, G 78 I.Opeta, DE 98 R.Quinn

Field Goals (made () & missed)

Player	Attempts	1	2	3	4	OT	Total
R.Bullock	(36)						
VISITOR: Tennessee Titans		7	3	0	0	0	10
HOME: Philadelphia Eagles		7	14	7	7	0	35

Scoring Plays

Team	Qtr	Time	Play Description (Extra Point) (Drive Info)	Visitor	Home
Eagles	1	12:03	D.Smith 34 yd. pass from J.Hurts (J.Elliott kick) (7-75, 2:57)	0	7
Titans	1	2:47	T.Burks 25 yd. pass from R.Tannehill (R.Bullock kick) (10-71, 5:28)	7	7
Eagles	2	13:55	A.Brown 40 yd. pass from J.Hurts (J.Elliott kick) (7-85, 3:52)	7	14
Titans	2	3:28	R.Bullock 36 yd. Field Goal (10-69, 5:21)	10	14
Eagles	2	0:51	J.Hurts 2 yd. run (J.Elliott kick) (7-75, 2:37)	10	21
Eagles	3	12:07	A.Brown 29 yd. pass from J.Hurts (J.Elliott kick) (4-50, 1:22)	10	28
Eagles	4	11:27	M.Sanders 3 yd. run (J.Elliott kick) (16-68, 9:51)	10	35

Paid Attendance: 69,879

Time: 3:09

Final Individual Statistics

Tennessee Titans

Philadelphia Eagles

RUSHING	ATT	YDS	AVG	LG	TD	RUSHING	ATT	YDS	AVG	LG	TD
R.Tannehill	3	34	11.3	17	0	M.Sanders	10	24	2.4	5	1
D.Henry	11	30	2.7	6	0	B.Scott	6	16	2.7	5	0
J.Chestnut	5	13	2.6	5	0	K.Gainwell	3	15	5.0	13	0
M.Willis	1	8	8.0	8	0	J.Hurts	5	12	2.4	4	1
D.Hilliard	1	2	2.0	2	0						
Total	21	87	4.1	17	0	Total	24	67	2.8	13	2

PASSING	ATT	CMP	YDS	SK/YD	TD	LG	IN	RT	PASSING	ATT	CMP	YDS	SK/YD	TD	LG	IN	RT
R.Tannehill	22	14	141	6/35	1	41	0	97.0	J.Hurts	39	29	380	2/5	3	40	0	130.3
M.Willis	4	2	16	0/0	0	10	0	60.4	G.Minshew	2	1	11	0/0	0	11	0	66.7
Total	26	16	157	6/35	1	41	0	91.3	Total	41	30	391	2/5	3	40	0	127.2

PASS RECEIVING	TAR	REC	YDS	AVG	LG	TD	PASS RECEIVING	TAR	REC	YDS	AVG	LG	TD
C.Okonkwo	5	4	68	17.0	41	0	A.Brown	10	8	119	14.9	40	2
A.Hooper	5	3	22	7.3	9	0	D.Smith	8	5	102	20.4	34	1
D.Hilliard	2	2	14	7.0	10	0	Q.Watkins	6	5	37	7.4	16	0
D.Henry	3	2	8	4.0	6	0	J.Stoll	3	3	41	13.7	26	0
T.Burks	1	1	25	25.0	25	1	K.Gainwell	4	3	38	12.7	14	0
R.Woods	5	1	6	6.0	6	0	Z.Pascal	3	2	16	8.0	11	0
C.Board	1	1	6	6.0	6	0	M.Sanders	2	2	14	7.0	8	0
N.Westbrook-Ikhine	2	1	4	4.0	4	0	G.Calcaterra	1	1	19	19.0	19	0
G.Swaim	1	1	4	4.0	4	0	B.Scott	1	1	5	5.0	5	0
Total	25	16	157	9.8	41	1	Total	38	30	391	13.0	40	3

INTERCEPTIONS	NO	YDS	AVG	LG	TD	INTERCEPTIONS	NO	YDS	AVG	LG	TD
Total	0	0	0	0	0	Total	0	0	0	0	0

PUNTING	NO	YDS	AVG	NET	TB	IN20	LG	PUNTING	NO	YDS	AVG	NET	TB	IN20	LG
R.Stonehouse	7	401	57.3	42.3	0	1	62	A.Siposs	5	215	43.0	34.6	0	1	48
Total	7	401	57.3	42.3	0	1	62	Total	5	215	43.0	34.6	0	1	48

PUNT RETURNS	NO	YDS	AVG	FC	LG	TD	PUNT RETURNS	NO	YDS	AVG	FC	LG	TD
C.Board	4	42	10.5	1	19	0	B.Covey	6	105	17.5	0	27	0
							[DOWNED]	1	0	0.0	0	0	0
Total	4	42	10.5	1	19	0	Total	6	105	17.5	0	27	0

KICKOFF RETURNS	NO	YDS	AVG	FC	LG	TD	KICKOFF RETURNS	NO	YDS	AVG	FC	LG	TD
C.Board	3	62	20.7	0	22	0	B.Scott	2	37	18.5	0	26	0
[TOUCHBACK]	3	0	0.0	0	0	0	[TOUCHBACK]	1	0	0.0	0	0	0
Total	3	62	20.7	0	22	0	Total	2	37	18.5	0	26	0

Tennessee Titans

FUMBLES	FUM	LOST	OWN-REC	YDS	TD	FORCED	OPP-REC	YDS	TD	OUT-BDS
B.Dupree	0	0	0	0	0	1	0	0	0	0
Total	0	0	0	0	0	1	0	0	0	0

Philadelphia Eagles

FUMBLES	FUM	LOST	OWN-REC	YDS	TD	FORCED	OPP-REC	YDS	TD	OUT-BDS
J.Hurts	1	0	0	0	0	0	0	0	0	0
J.Mailata	0	0	1	0	0	0	0	0	0	0
Total	1	0	1	0	0	0	0	0	0	0

Final Team Statistics

	Visitor Titans	Home Eagles
TOTAL FIRST DOWNS	11	26
By Rushing	5	7
By Passing	5	16
By Penalty	1	3
THIRD DOWN EFFICIENCY	4-14-28.6%	3-11-27.3%
FOURTH DOWN EFFICIENCY	1-2-50.0%	3-3-100.0%
TOTAL NET YARDS	209	453
Total Offensive Plays (inc. times thrown passing)	53	67
Average gain per offensive play	3.9	6.8
NET YARDS RUSHING	87	67
Total Rushing Plays	21	24
Average gain per rushing play	4.1	2.8
Tackles for a loss-number and yards	1-2	3-5
NET YARDS PASSING	122	386
Times thrown - yards lost attempting to pass	6-35	2-5
Gross yards passing	157	391
PASS ATTEMPTS-COMPLETIONS-HAD INTERCEPTED	26-16-0	41-30-0
Avg gain per pass play (inc.# thrown passing)	3.8	9.0
KICKOFFS Number-In End Zone-Touchbacks	3-2-1	6-3-3
PUNTS Number and Average	7-57.3	5-43.0
Had Blocked	0	0
FGs - PATs Had Blocked	0-0	0-0
Net Punting Average	42.3	34.6
TOTAL RETURN YARDAGE (Not Including Kickoffs)	42	105
No. and Yards Punt Returns	4-42	6-105
No. and Yards Kickoff Returns	3-62	2-37
No. and Yards Interception Returns	0-0	0-0
PENALTIES Number and Yards	7-82	12-80
FUMBLES Number and Lost	0-0	1-0
TOUCHDOWNS	1	5
Rushing	0	2
Passing	1	3
EXTRA POINTS Made-Attempts	1-1	5-5
Kicking Made-Attempts	1-1	5-5
FIELD GOALS Made-Attempts	1-1	0-0
RED ZONE EFFICIENCY	0-2-0%	2-2-100%
GOAL TO GO EFFICIENCY	0-0-0%	2-2-100%
SAFETIES	0	0
FINAL SCORE	10	35
TIME OF POSSESSION	27:27	32:33

Ball Possession And Drive Chart

Tennessee Titans

#	Time Recd	Time Lost	Time Poss	How Ball Obtained	Drive Began	# Play	Yds Gain	Yds Pen	Net Yds	1st Down	Last Scrm	How Given Up
1	12:03	9:52	2:11	Kickoff	TEN 25	3	1	0	1	0	TEN 26	Punt
2	8:15	2:47	5:28	Punt	TEN 29	10	66	5	71	4	PHI 25	Touchdown
3	13:55	12:13	1:42	Kickoff	TEN 23	3	3	0	3	0	TEN 26	Punt
4	8:49	3:28	5:21	Punt	TEN 13	10	74	-5	69	3	* PHI 18	Field Goal
5	0:51	0:26	0:25	Kickoff	TEN 25	3	6	0	6	0	TEN 31	Punt
6	15:00	13:29	1:31	Kickoff	TEN 22	3	-7	0	-7	0	TEN 15	Punt
7	12:07	9:36	2:31	Kickoff	TEN 23	4	9	0	9	1	TEN 32	Punt
8	8:37	6:18	2:19	Punt	TEN 29	4	0	-10	-10	0	TEN 19	Punt
9	11:27	9:40	1:47	Kickoff	TEN 25	4	20	-10	10	1	TEN 35	Punt
10	7:55	5:25	2:30	Punt	PHI 32	7	23	0	23	1	* PHI 19	Downs
11	1:42	0:00	1:42	Punt	TEN 27	3	14	0	14	1	TEN 36	End of Game

(309) Average TEN 28

Philadelphia Eagles

#	Time Recd	Time Lost	Time Poss	How Ball Obtained	Drive Began	# Play	Yds Gain	Yds Pen	Net Yds	1st Down	Last Scrm	How Given Up
1	15:00	12:03	2:57	Kickoff	PHI 25	7	85	-10	75	3	TEN 34	Touchdown
2	9:52	8:15	1:37	Punt	PHI 28	3	5	0	5	0	PHI 33	Punt
3	2:47	13:55	3:52	Kickoff	PHI 15	7	100	-15	85	4	TEN 40	Touchdown
4	12:13	8:49	3:24	Punt	PHI 43	6	2	15	17	2	TEN 40	Punt
5	3:28	0:51	2:37	Kickoff	PHI 25	7	51	24	75	5	* TEN 2	Touchdown
6	0:26	0:00	0:26	Punt	PHI 26	5	57	0	57	2	PHI 49	End of Half
7	13:29	12:07	1:22	Punt	50	4	50	0	50	2	TEN 29	Touchdown
8	9:36	8:37	0:59	Punt	PHI 37	3	-2	0	-2	0	PHI 35	Punt
9	6:18	11:27	9:51	Punt	PHI 32	16	80	-12	68	7	* TEN 3	Touchdown
10	9:40	7:55	1:45	Punt	PHI 4	3	0	0	0	0	PHI 4	Punt
11	5:25	1:42	3:43	Downs	PHI 9	6	25	-5	20	1	PHI 29	Punt

(294) Average PHI 27

* inside opponent's 20

Time of Possession by Quarter		1st	2nd	3rd	4th	OT	Total
Visitor	Tennessee Titans	7:39	7:28	6:21	5:59		27:27
Home	Philadelphia Eagles	7:21	7:32	8:39	9:01		32:33
Kickoff Drive No.-Start Average		Titans: 6 - TEN 24			Eagles: 3 - PHI 22		

Play By Play

First Quarter

12/4/2022

TEN wins the coin toss and elects to defer. PHI elects to Receive, and TEN elects to defend the south goal.

R.Bullock kicks 66 yards from TEN 35 to PHI -1. B.Scott pushed ob at PHI 25 for 26 yards (J.Kalu).

Philadelphia Eagles at 15:00, (1st play from scrimmage 14:54)

1-10-PHI 25 (14:54) (Shotgun) PENALTY on PHI-L.Johnson, False Start, 5 yards, enforced at PHI 25 - No Play.

1-15-PHI 20 (14:54) (Shotgun) M.Sanders left guard to PHI 25 for 5 yards (D.Cole).

2-10-PHI 25 (14:20) (Shotgun) J.Hurts pass short left to A.Brown pushed ob at PHI 32 for 7 yards (K.Fulton).

Timeout #1 by PHI at 13:43.

3-3-PHI 32 (13:43) (Shotgun) PENALTY on PHI-J.Kelce, False Start, 5 yards, enforced at PHI 32 - No Play.

3-8-PHI 27 (13:43) (Shotgun) J.Hurts pass short right to D.Smith pushed ob at PHI 47 for 20 yards (T.Avery). P1

1-10-PHI 47 (13:19) (No Huddle, Shotgun) J.Hurts pass short right to D.Smith to TEN 48 for 5 yards (R.McCreary).

2-5-TEN 48 (12:41) (No Huddle, Shotgun) J.Hurts pass short middle to K.Gainwell to TEN 34 for 14 yards (D.Long, A.Adams). P2

1-10-TEN 34 (12:15) (No Huddle, Shotgun) J.Hurts pass incomplete deep middle to Q.Watkins.

2-10-TEN 34 (12:11) (Shotgun) J.Hurts pass deep middle to D.Smith for 34 yards, TOUCHDOWN. P3

J.Elliott extra point is GOOD, Center-R.Lovato, Holder-A.Siposs.

TEN 0 PHI 7, 7 plays, 75 yards, 2:57 drive, 2:57 elapsed

J.Elliott kicks 65 yards from PHI 35 to end zone, Touchback.

Tennessee Titans at 12:03

1-10-TEN 25 (12:03) D.Henry left guard to TEN 27 for 2 yards (T.Edwards).

2-8-TEN 27 (11:29) (Shotgun) D.Henry up the middle to TEN 31 for 4 yards (J.Bradberry, K.White).

3-4-TEN 31 (10:46) (Shotgun) R.Tannehill sacked at TEN 26 for -5 yards (J.Hargrave).

4-9-TEN 26 (10:04) R.Stonehouse punts 57 yards to PHI 17, Center-M.Cox. B.Covey pushed ob at PHI 28 for 11 yards (M.Rice).

Philadelphia Eagles at 9:52

1-10-PHI 28 (9:52) (Shotgun) M.Sanders up the middle to PHI 30 for 2 yards (R.Weaver).

2-8-PHI 30 (9:11) (Shotgun) J.Hurts left guard to PHI 33 for 3 yards (O.Adeniyi).

3-5-PHI 33 (8:30) (Shotgun) J.Hurts pass incomplete short left to D.Smith.

4-5-PHI 33 (8:25) A.Siposs punts 47 yards to TEN 20, Center-R.Lovato. C.Board to TEN 29 for 9 yards (C.Elliss).

Tennessee Titans at 8:15

1-10-TEN 29 (8:15) D.Henry up the middle to TEN 31 for 2 yards (M.Epps).

2-8-TEN 31 (7:41) (Shotgun) R.Tannehill pass short left to N.Westbrook-Ikhine to TEN 35 for 4 yards (R.Blankenship).

3-4-TEN 35 (7:01) (Shotgun) R.Tannehill pass incomplete short left to T.Burks [J.Hargrave].

PENALTY on PHI-J.Sweat, Defensive Offside, 5 yards, enforced at TEN 35 - No Play. X1

1-10-TEN 40 (6:57) (Shotgun) R.Tannehill scrambles right end to PHI 43 for 17 yards (T.Edwards). R2

1-10-PHI 43 (6:19) D.Henry left guard to PHI 42 for 1 yard (K.White).

2-9-PHI 42 (5:40) (Shotgun) R.Tannehill pass short left to D.Henry to PHI 40 for 2 yards (J.Scott).

3-7-PHI 40 (4:58) (Shotgun) R.Tannehill pass incomplete deep left to A.Hooper.

4-7-PHI 40 (4:53) (Shotgun) R.Tannehill scrambles right end to PHI 32 for 8 yards (J.Hargrave). R3

1-10-PHI 32 (4:11) R.Tannehill pass short left to D.Henry to PHI 26 for 6 yards (L.Joseph; K.White).

2-4-PHI 26 (3:27) D.Henry left tackle to PHI 25 for 1 yard (J.Sweat).

3-3-PHI 25 (2:53) (Shotgun) R.Tannehill pass deep middle to T.Burks for 25 yards, TOUCHDOWN. TEN-T.Burks was injured during the play. His return is Questionable. P4

PENALTY on PHI-M.Epps, Unnecessary Roughness, 15 yards, enforced between downs.

R.Bullock extra point is GOOD, Center-M.Cox, Holder-R.Stonehouse.

TEN 7 PHI 7, 10 plays, 71 yards, 1 penalty, 5:28 drive, 12:13 elapsed

R.Bullock kicks 46 yards from 50 to PHI 4. B.Scott to PHI 15 for 11 yards (J.Kalu).

Philadelphia Eagles at 2:47, (1st play from scrimmage 2:42)

1-10-PHI 15 (2:42) (Shotgun) M.Sanders right guard to PHI 19 for 4 yards (K.Strong, M.Rice).

2-6-PHI 19 (2:06) (Shotgun) PENALTY on PHI-L.Dickerson, False Start, 5 yards, enforced at PHI 19 - No Play.

2-11-PHI 14 (1:49) (Shotgun) J.Hurts pass short right to Q.Watkins pushed ob at PHI 30 for 16 yards (R.McCreary). P4

1-10-PHI 30 (1:14) (Shotgun) J.Hurts pass incomplete deep middle to Q.Watkins [J.Simmons].

Penalty on PHI-I.Seumalo, Offensive Holding, offsetting, enforced at PHI 30 - No Play.

Penalty on TEN-R.McCreary, Defensive Pass Interference, offsetting.

1-10-PHI 30 (1:06) (Shotgun) J.Hurts pass short right to A.Brown to PHI 44 for 14 yards (A.Adams; K.Byard). P5

Tennessee Titans vs Philadelphia Eagles at Lincoln Financial Field

1-10-PHI 44

(:20) (Shotgun) M.Sanders left end pushed ob at TEN 45 for 11 yards (D.Long).

PENALTY on PHI, Illegal Shift, 5 yards, enforced at PHI 44 - No Play.

END OF QUARTER

	Score	Time Poss	First Downs				Efficiencies	
			R	P	X	T	3 Down	4 Down
Tennessee Titans	7	7:39	2	1	1	4	1/3	1/1
Philadelphia Eagles	7	7:21	0	5	0	5	1/2	0/0

Second Quarter

12/4/2022

Play By Play

Philadelphia Eagles continued.

1-15-PHI 39 (15:00) (Shotgun) J.Hurts pass short right to D.Smith pushed ob at PHI 48 for 9 yards (K.Fulton).
Tennessee challenged the pass completion ruling, and the play was REVERSED.
(Shotgun) J.Hurts pass incomplete short right to D.Smith.

Timeout at 14:54.

2-15-PHI 39 (14:54) (Shotgun) J.Hurts pass deep middle to J.Stoll to TEN 35 for 26 yards (A.Hooker). P6

1-10-TEN 35 (14:27) (No Huddle, Shotgun) PENALTY on PHI-J.Stoll, False Start, 5 yards, enforced at TEN 35 - No Play.

1-15-TEN 40 (14:05) (Shotgun) J.Hurts pass deep right to A.Brown for 40 yards, TOUCHDOWN.
The Replay Official reviewed the pass completion ruling, and the play was REVERSED.
(Shotgun) J.Hurts pass incomplete deep right to A.Brown.

2-15-TEN 40 (14:03) (Shotgun) J.Hurts pass deep left to A.Brown for 40 yards, TOUCHDOWN. TEN-K.Fulton was injured during the play. P7
Penalty on TEN-K.Fulton, Illegal Contact, declined.
J.Elliott extra point is GOOD, Center-R.Lovato, Holder-A.Siposs.

TEN 7 PHI 14, 7 plays, 85 yards, 3:52 drive, 1:05 elapsed

J.Elliott kicks 63 yards from PHI 35 to TEN 2. C.Board to TEN 23 for 21 yards (S.Bradley).

Tennessee Titans at 13:55, (1st play from scrimmage 13:49)

1-10-TEN 23 (13:49) R.Tannehill pass incomplete deep left to R.Woods (J.Bradberry).

2-10-TEN 23 (13:44) (Shotgun) R.Tannehill pass short left to D.Hilliard to TEN 27 for 4 yards (K.White).

3-6-TEN 27 (13:01) (Shotgun) R.Tannehill sacked ob at TEN 26 for -1 yards (F.Cox).

4-7-TEN 26 (12:24) R.Stonehouse punts 51 yards to PHI 23, Center-M.Cox. B.Covey to PHI 43 for 20 yards (D.Cole; K.Rader).

Philadelphia Eagles at 12:13

1-10-PHI 43 (12:13) J.Hurts sacked at PHI 40 for -3 yards (M.Edwards). PHI-L.Dickerson was injured during the play.
PENALTY on TEN-M.Edwards, Unnecessary Roughness, 15 yards, enforced at PHI 40. X8

1-10-TEN 45 (11:45) (Shotgun) J.Hurts pass short right to M.Sanders pushed ob at TEN 39 for 6 yards (K.Byard).

2-4-TEN 39 (11:13) (Shotgun) J.Hurts pass incomplete short left.

3-4-TEN 39 (11:05) (Shotgun) J.Hurts left end pushed ob at TEN 34 for 5 yards (D.Long). TEN-D.Long was injured during the play.
PENALTY on PHI-J.Kelce, Offensive Holding, 10 yards, enforced at TEN 39 - No Play.

3-14-TEN 49 (10:46) (Shotgun) J.Hurts pass incomplete short left to A.Brown.
PENALTY on TEN-B.Dupree, Roughing the Passer, 15 yards, enforced at TEN 49 - No Play. X9

1-10-TEN 34 (10:41) (Shotgun) J.Hurts pass incomplete short left to K.Gainwell (J.Simmons).

2-10-TEN 34 (10:37) (Shotgun) J.Hurts pass short middle to Q.Watkins pushed ob at TEN 33 for 1 yard (A.Adams).

3-9-TEN 33 (10:01) (Shotgun) PENALTY on PHI-J.Mailata, False Start, 5 yards, enforced at TEN 33 - No Play.

3-14-TEN 38 (9:40) (Shotgun) J.Hurts sacked at TEN 42 for -4 yards (B.Dupree). FUMBLES (B.Dupree) [B.Dupree], recovered by PHI-J.Mailata at TEN 41.
J.Mailata to TEN 40 for 1 yard.

4-16-TEN 40 (8:55) A.Siposs punts 27 yards to TEN 13, Center-R.Lovato, fair catch by C.Board.

Tennessee Titans at 8:49

1-10-TEN 13 (8:49) D.Henry right tackle to TEN 19 for 6 yards (T.Edwards; L.Joseph).

2-4-TEN 19 (8:08) (Shotgun) R.Tannehill scrambles left end ran ob at TEN 28 for 9 yards (T.Edwards). R5

1-10-TEN 28 (7:28) D.Henry up the middle to TEN 33 for 5 yards (J.Bradberry).

2-5-TEN 33 (6:52) (Shotgun) R.Tannehill pass incomplete short left to C.Okonkwo (J.Bradberry).

3-5-TEN 33 (6:48) (Shotgun) R.Tannehill pass short left to A.Hooper pushed ob at TEN 42 for 9 yards (Z.McPhearson). P6

1-10-TEN 42 (6:09) R.Tannehill pass deep right to C.Okonkwo to PHI 17 for 41 yards (T.Edwards). P7

1-10-PHI 17 (5:22) R.Tannehill pass incomplete short right to D.Henry (K.White).

2-10-PHI 17 (5:11) (Shotgun) R.Tannehill pass short right to A.Hooper to PHI 8 for 9 yards (D.Slay).

3-1-PHI 8 (4:40) (No Huddle) PENALTY on TEN-D.Daley, False Start, 5 yards, enforced at PHI 8 - No Play.

3-6-PHI 13 (4:20) (Shotgun) R.Tannehill sacked at PHI 18 for -5 yards (J.Sweat).

4-11-PHI 18 (3:32) R.Bullock 36 yard field goal is GOOD, Center-M.Cox, Holder-R.Stonehouse.

TEN 10 PHI 14, 10 plays, 69 yards, 5:21 drive, 11:32 elapsed
--

R.Bullock kicks 65 yards from TEN 35 to end zone, Touchback.

Philadelphia Eagles at 3:28

1-10-PHI 25 (3:28) (Shotgun) J.Hurts pass short right to M.Sanders pushed ob at PHI 33 for 8 yards (A.Hooker).

2-2-PHI 33 (3:01) (Shotgun) J.Hurts pass short left to Q.Watkins to PHI 39 for 6 yards (T.Avery). P10

1-10-PHI 39 (2:27) (Shotgun) J.Hurts pass short middle to J.Stoll to PHI 47 for 8 yards (J.Simmons; A.Hooker).

Tennessee Titans vs Philadelphia Eagles at Lincoln Financial Field

Two-Minute Warning

- 2-2-PHI 47 (2:00) (Shotgun) K.Gainwell right guard to TEN 40 for 13 yards (A.Adams; K.Byard). R11
- 1-10-TEN 40 (1:28) (No Huddle, Shotgun) J.Hurts pass short left to K.Gainwell to TEN 30 for 10 yards (J.Schobert). P12
- 1-10-TEN 30 (1:10) (No Huddle, Shotgun) J.Hurts pass incomplete deep left to A.Brown.
PENALTY on TEN-T.Avery, Defensive Pass Interference, 24 yards, enforced at TEN 30 - No Play. X13
- 1-6-TEN 6 (1:02) (Shotgun) J.Hurts up the middle to TEN 2 for 4 yards (K.Byard).
Timeout #1 by TEN at 00:56.
- 2-2-TEN 2 (:56) (Shotgun) J.Hurts right end for 2 yards, TOUCHDOWN. R14
J.Elliott extra point is GOOD, Center-R.Lovato, Holder-A.Siposs.

TEN 10 PHI 21, 7 plays, 75 yards, 1 penalty, 2:37 drive, 14:09 elapsed

J.Elliott kicks 65 yards from PHI 35 to end zone, Touchback.

Tennessee Titans at 0:51

- 1-10-TEN 25 (:51) (Shotgun) R.Tannehill pass incomplete short middle to A.Hooper (R.Blankenship).
- 2-10-TEN 25 (:47) (Shotgun) R.Tannehill pass incomplete short right to R.Woods (J.Scott).
- 3-10-TEN 25 (:39) (Shotgun) R.Tannehill pass short left to R.Woods to TEN 31 for 6 yards (R.Blankenship).
Timeout #2 by PHI at 00:35.
- 4-4-TEN 31 (:35) R.Stonehouse punts 59 yards to PHI 10, Center-M.Cox. B.Covey ran ob at PHI 26 for 16 yards (D.Cole).

Philadelphia Eagles at 0:26

- 1-10-PHI 26 (:26) (Shotgun) J.Hurts pass short middle to K.Gainwell to PHI 40 for 14 yards (B.Dupree). P15
Timeout #3 by PHI at 00:19.
- 1-10-PHI 40 (:19) (Shotgun) J.Hurts pass short left to B.Scott ran ob at PHI 45 for 5 yards (A.Hooker).
- 2-5-PHI 45 (:14) (Shotgun) J.Hurts pass incomplete deep left to A.Brown.
Timeout #2 by TEN at 00:09.
- 3-5-PHI 45 (:09) (Shotgun) B.Scott left end pushed ob at PHI 49 for 4 yards (A.Hooker).
Timeout #3 by TEN at 00:03.
- 4-1-PHI 49 (:03) (Shotgun) J.Hurts pass short right to D.Smith to TEN 17 for 34 yards (J.Schobert). P16

END OF QUARTER

	Score	Time Poss	First Downs				Efficiencies	
			R	P	X	T	3 Down	4 Down
Tennessee Titans	10	7:28	1	2	0	3	1/4	0/0
Philadelphia Eagles	21	7:32	2	6	3	11	0/2	1/1

Third Quarter

12/4/2022

Play By Play

TEN elects to Receive, and PHI elects to defend the South goal.

J.Elliott kicks 62 yards from PHI 35 to TEN 3. C.Board to TEN 22 for 19 yards (N.Dean).

Tennessee Titans at 15:00, (1st play from scrimmage 14:54)

- 1-10-TEN 22 (14:54) D.Henry right tackle to TEN 24 for 2 yards (D.Slay; F.Cox).
 2-8-TEN 24 (14:15) (Shotgun) R.Tannehill pass incomplete short left to R.Woods (T.Edwards). Philadelphia challenged the incomplete pass ruling, and the play was Upheld. The ruling on the field stands. (Timeout #1.)
 3-8-TEN 24 (14:11) (Shotgun) R.Tannehill sacked at TEN 15 for -9 yards (sack split by H.Reddick and J.Sweat).
 4-17-TEN 15 (13:40) R.Stonehouse punts 62 yards to PHI 23, Center-M.Cox. B.Covey ran ob at 50 for 27 yards (C.Okonkwo).

Philadelphia Eagles at 13:29

- 1-10-50 (13:29) (Shotgun) J.Hurts pass short right to D.Smith to TEN 41 for 9 yards (A.Adams).
 2-1-TEN 41 (13:00) (No Huddle, Shotgun) J.Hurts pass short right to A.Brown pushed ob at TEN 36 for 5 yards (R.McCreary). P17
1-10-TEN 36 (12:39) (No Huddle, Shotgun) J.Hurts pass short middle to J.Stoll to TEN 29 for 7 yards (M.Rice).
 2-3-TEN 29 (12:14) (No Huddle, Shotgun) J.Hurts pass deep left to A.Brown for 29 yards, TOUCHDOWN. P18
 J.Elliott extra point is GOOD, Center-R.Lovato, Holder-A.Siposs.

TEN 10 PHI 28, 4 plays, 50 yards, 1:22 drive, 2:53 elapsed

J.Elliott kicks 64 yards from PHI 35 to TEN 1. C.Board to TEN 23 for 22 yards (S.Bradley).

Tennessee Titans at 12:07, (1st play from scrimmage 12:02)

- 1-10-TEN 23 (12:02) R.Tannehill pass short right to C.Okonkwo ran ob at TEN 34 for 11 yards (M.Epps). P8
1-10-TEN 34 (11:38) (No Huddle) D.Henry right guard to TEN 36 for 2 yards (N.Suh, B.Graham).
 2-8-TEN 36 (11:08) (No Huddle) R.Tannehill sacked at TEN 30 for -6 yards (B.Graham).
 3-14-TEN 30 (10:24) (Shotgun) D.Hilliard left guard to TEN 32 for 2 yards (B.Graham; N.Suh).
 4-12-TEN 32 (9:49) R.Stonehouse punts 56 yards to PHI 12, Center-M.Cox. B.Covey pushed ob at PHI 37 for 25 yards (C.Okonkwo).

Philadelphia Eagles at 9:36

- 1-10-PHI 37 (9:36) (Shotgun) M.Sanders right tackle to PHI 35 for -2 yards (R.Weaver).
 2-12-PHI 35 (9:01) (Shotgun) J.Hurts pass incomplete short right [J.Simmons].
 Penalty on PHI-L.Johnson, Offensive Holding, declined.
 3-12-PHI 35 (8:54) (Shotgun) J.Hurts pass incomplete deep left to D.Smith (T.Avery).
 4-12-PHI 35 (8:47) A.Siposs punts 46 yards to TEN 19, Center-R.Lovato. C.Board to TEN 29 for 10 yards (S.Bradley; A.Chachere).

Tennessee Titans at 8:37

- 1-10-TEN 29 (8:37) D.Henry right tackle to TEN 32 for 3 yards (T.Edwards; J.Hargrave). PHI-K.White was injured during the play.
 2-7-TEN 32 (8:06) (Shotgun) D.Henry left tackle to TEN 36 for 4 yards (N.Dean).
 PENALTY on TEN-N.Davis, Offensive Holding, 10 yards, enforced at TEN 34.
 2-15-TEN 24 (7:42) (Shotgun) R.Tannehill pass short right to G.Swaim pushed ob at TEN 28 for 4 yards (N.Dean).
 3-11-TEN 28 (7:07) (Shotgun) R.Tannehill sacked at TEN 19 for -9 yards (sack split by J.Sweat and H.Reddick).
 4-20-TEN 19 (6:29) R.Stonehouse punts 55 yards to PHI 26, Center-M.Cox. B.Covey to PHI 32 for 6 yards (J.Jones).

Philadelphia Eagles at 6:18

- 1-10-PHI 32 (6:18) (Shotgun) J.Hurts pass short left to A.Brown pushed ob at PHI 39 for 7 yards (T.Avery).
 2-3-PHI 39 (5:44) (Shotgun) M.Sanders left guard to PHI 43 for 4 yards (J.Schobert). R19
1-10-PHI 43 (5:00) (Shotgun) J.Hurts pass short left to A.Brown to TEN 46 for 11 yards (A.Adams). P20
1-10-TEN 46 (4:21) (No Huddle, Shotgun) J.Hurts left end ran ob at TEN 37 for 9 yards (J.Schobert).
 PENALTY on PHI-L.Dickerson, Offensive Holding, 10 yards, enforced at TEN 46 - No Play.
 1-20-PHI 44 (3:51) (Shotgun) J.Hurts pass deep left to G.Calcaterra to TEN 37 for 19 yards (K.Byard).
 2-1-TEN 37 (3:22) (No Huddle, Shotgun) M.Sanders up the middle to TEN 37 for no gain (M.Edwards).
 3-1-TEN 37 (2:47) (No Huddle, Shotgun) M.Sanders left tackle to TEN 35 for 2 yards (D.Cole). R21
1-10-TEN 35 (2:06) (Shotgun) J.Hurts pass short middle to Q.Watkins pushed ob at TEN 24 for 11 yards (K.Byard). P22
1-10-TEN 24 (1:30) (Shotgun) J.Hurts pass short left to Q.Watkins to TEN 21 for 3 yards (D.Cole). PHI-Q.Watkins was injured during the play.
 2-7-TEN 21 (:44) (Shotgun) J.Hurts pass short left to A.Brown to TEN 15 for 6 yards (T.Avery).
 3-1-TEN 15 (:02) (No Huddle) PENALTY on PHI-J.Hurts, False Start, 5 yards, enforced at TEN 15 - No Play.

END OF QUARTER

	Score	Time Poss	First Downs				Efficiencies	
			R	P	X	T	3 Down	4 Down
Tennessee Titans	10	6:21	0	1	0	1	0/3	0/0
Philadelphia Eagles	28	8:39	2	4	0	6	1/2	0/0

Fourth Quarter

12/4/2022

Play By Play

Philadelphia Eagles continued.

- 3-6-TEN 20 (15:00) (Shotgun) J.Hurts pass short left to Z.Pascal to TEN 15 for 5 yards (R.McCreary).
- 4-1-TEN 15 (14:34) (No Huddle) J.Hurts up the middle to TEN 13 for 2 yards (J.Schobert). R23
- 1-10-TEN 13 (13:52) (Shotgun) M.Sanders left tackle to TEN 8 for 5 yards (K.Byard; T.Avery).
- 2-5-TEN 8 (13:13) (Shotgun) M.Sanders up the middle to TEN 7 for 1 yard (L.Murchison, R.Weaver).
- 3-4-TEN 7 (12:29) (Shotgun) J.Hurts pass incomplete short left.

Timeout at 12:24.

- 4-4-TEN 7 (12:24) J.Elliott 25 yard field goal is GOOD, NULLIFIED by Penalty, Center-R.Lovato, Holder-A.Siposs.
PENALTY on TEN-J.Simmons, Defensive Offside, 3 yards, enforced at TEN 7 - No Play.
- 4-1-TEN 4 (12:21) J.Hurts up the middle to TEN 3 for 1 yard (M.Rice; D.Walker). R24
- 1-3-TEN 3 (11:32) (Shotgun) M.Sanders up the middle for 3 yards, TOUCHDOWN. R25
J.Elliott extra point is GOOD, Center-R.Lovato, Holder-A.Siposs.

TEN 10 PHI 35, 16 plays, 68 yards, 1 penalty, 9:51 drive, 3:33 elapsed

J.Elliott kicks 65 yards from PHI 35 to end zone, Touchback.

Tennessee Titans at 11:27

- 1-10-TEN 25 (11:27) R.Tannehill pass short left to C.Okonkwo pushed ob at TEN 35 for 10 yards (R.Blankenship) [H.Reddick]. P9
- 1-10-TEN 35 (10:59) (No Huddle, Shotgun) D.Henry right end to TEN 38 for 3 yards (K.White; M.Epps).
PENALTY on TEN-B.Jones, Offensive Holding, 10 yards, enforced at TEN 35 - No Play.
- 1-20-TEN 25 (10:33) (Shotgun) R.Tannehill pass short middle to A.Hooper to TEN 29 for 4 yards (K.White).
- 2-16-TEN 29 (10:10) (No Huddle, Shotgun) R.Tannehill pass short left to C.Okonkwo pushed ob at TEN 35 for 6 yards (N.Dean) [H.Reddick].
- 3-10-TEN 35 (9:56) (No Huddle, Shotgun) R.Tannehill pass incomplete short right.
- 4-10-TEN 35 (9:52) R.Stonehouse punts 61 yards to PHI 4, Center-M.Cox, downed by TEN-C.Board.

Philadelphia Eagles at 9:40

- 1-10-PHI 4 (9:40) K.Gainwell right guard to PHI 3 for -1 yards (M.Edwards).
- 2-11-PHI 3 (8:56) (Shotgun) B.Scott left end to PHI 4 for 1 yard (T.Avery).
- 3-10-PHI 4 (8:11) (Shotgun) G.Minshew pass incomplete short left to Z.Pascal (T.Avery).
- 4-10-PHI 4 (8:05) A.Siposs punts 47 yards to TEN 49, Center-R.Lovato. C.Board pushed ob at PHI 32 for 19 yards (R.Lovato).

Tennessee Titans at 7:55

- 1-10-PHI 32 (7:55) J.Chestnut right end to PHI 31 for 1 yard (N.Suh).
- 2-9-PHI 31 (7:31) (No Huddle, Shotgun) M.Willis pass short right to C.Board to PHI 25 for 6 yards (J.Scott).
- 3-3-PHI 25 (6:55) (Shotgun) M.Willis right end pushed ob at PHI 17 for 8 yards (K.Wallace). R10
- 1-10-PHI 17 (6:20) (Shotgun) M.Willis pass incomplete short middle to N.Westbrook-Ikhine.
- 2-10-PHI 17 (6:15) (Shotgun) J.Chestnut up the middle to PHI 19 for -2 yards (N.Dean).
- 3-12-PHI 19 (5:39) (Shotgun) M.Willis pass incomplete short left to R.Woods.
- 4-12-PHI 19 (5:35) (Shotgun) M.Willis pass short left to D.Hilliard to PHI 9 for 10 yards (C.Elliss).

Philadelphia Eagles at 5:25

- 1-10-PHI 9 (5:25) K.Gainwell left guard to PHI 12 for 3 yards (O.Adeniyi).
- 2-7-PHI 12 (4:42) (Shotgun) B.Scott left end to PHI 10 for -2 yards (M.Rice).
- 3-9-PHI 10 (3:59) (Shotgun) G.Minshew pass short left to Z.Pascal to PHI 21 for 11 yards (T.Avery). P26
- 1-10-PHI 21 (3:15) B.Scott right guard to PHI 25 for 4 yards (J.Kalu; J.Schobert).
- 2-6-PHI 25 (2:30) B.Scott right guard to PHI 30 for 5 yards (M.Rice; A.Hooker).

Two-Minute Warning

- 3-1-PHI 30 (2:00) PENALTY on PHI-L.Dickerson, False Start, 5 yards, enforced at PHI 30 - No Play.
- 3-6-PHI 25 (2:00) B.Scott right end to PHI 29 for 4 yards (M.Rice).
Penalty on PHI-L.Dickerson, Offensive Holding, declined.
- 4-2-PHI 29 (1:52) A.Siposs punts 48 yards to TEN 23, Center-R.Lovato. C.Board to TEN 27 for 4 yards (C.Elliss).

Tennessee Titans at 1:42

- 1-10-TEN 27 (1:42) J.Chestnut left guard to TEN 31 for 4 yards (C.Elliss).
- 2-6-TEN 31 (1:07) J.Chestnut right guard to TEN 36 for 5 yards (C.Elliss).
- 3-1-TEN 36 (:29) J.Chestnut right tackle to TEN 41 for 5 yards (N.Dean; A.Chachere). R11

Tennessee Titans vs Philadelphia Eagles at Lincoln Financial Field

END OF QUARTER

	Score	Time Poss	First Downs				Efficiencies	
			R	P	X	T	3 Down	4 Down
Tennessee Titans	10	5:59	2	1	0	3	2/4	0/1
Philadelphia Eagles	35	9:01	3	1	0	4	1/5	2/2

Miscellaneous Statistics Report

Tennessee Titans vs Philadelphia Eagles
12/4/2022 at Lincoln Financial Field

Ten Longest Plays for Tennessee Titans

Yards	Qtr	Play Start	Play Description
41	2	1-10-TEN 42	(6:09) R.Tannehill pass deep right to C.Okonkwo to PHI 17 for 41 yards (T.Edwards).
25	1	3-3-PHI 25	(2:53) (Shotgun) R.Tannehill pass deep middle to T.Burks for 25 yards, TOUCHDOWN. TEN-T.Burks was injured during the play. His return is Questionable. PENALTY on PHI-M.Epps, Unnecessary Roughness, 15 yards, enforced between downs.
17	1	1-10-TEN 40	(6:57) (Shotgun) R.Tannehill scrambles right end to PHI 43 for 17 yards (T.Edwards).
11	3	1-10-TEN 23	(12:02) R.Tannehill pass short right to C.Okonkwo ran ob at TEN 34 for 11 yards (M.Epps).
10	4	1-10-TEN 25	(11:27) R.Tannehill pass short left to C.Okonkwo pushed ob at TEN 35 for 10 yards (R.Blankenship) [H.Reddick].
9	2	2-4-TEN 19	(8:08) (Shotgun) R.Tannehill scrambles left end ran ob at TEN 28 for 9 yards (T.Edwards).
9	2	3-5-TEN 33	(6:48) (Shotgun) R.Tannehill pass short left to A.Hooper pushed ob at TEN 42 for 9 yards (Z.McPhearson).
9	2	2-10-PHI 17	(5:11) (Shotgun) R.Tannehill pass short right to A.Hooper to PHI 8 for 9 yards (D.Slay).
8	1	4-7-PHI 40	(4:53) (Shotgun) R.Tannehill scrambles right end to PHI 32 for 8 yards (J.Hargrave).
8	4	3-3-PHI 25	(6:55) (Shotgun) M.Willis right end pushed ob at PHI 17 for 8 yards (K.Wallace).

Ten Longest Plays for Philadelphia Eagles

Yards	Qtr	Play Start	Play Description
40	2	2-15-TEN 40	(14:03) (Shotgun) J.Hurts pass deep left to A.Brown for 40 yards, TOUCHDOWN. TEN-K.Fulton was injured during the play.
34	1	2-10-TEN 34	(12:11) (Shotgun) J.Hurts pass deep middle to D.Smith for 34 yards, TOUCHDOWN.
34	2	4-1-PHI 49	(:03) (Shotgun) J.Hurts pass short right to D.Smith to TEN 17 for 34 yards (J.Schobert).
29	3	2-3-TEN 29	(12:14) (No Huddle, Shotgun) J.Hurts pass deep left to A.Brown for 29 yards, TOUCHDOWN.
26	2	2-15-PHI 39	(14:54) (Shotgun) J.Hurts pass deep middle to J.Stoll to TEN 35 for 26 yards (A.Hooker).
20	1	3-8-PHI 27	(13:43) (Shotgun) J.Hurts pass short right to D.Smith pushed ob at PHI 47 for 20 yards (T.Avery).
19	3	1-20-PHI 44	(3:51) (Shotgun) J.Hurts pass deep left to G.Calcaterra to TEN 37 for 19 yards (K.Byard).
16	1	2-11-PHI 14	(1:49) (Shotgun) J.Hurts pass short right to Q.Watkins pushed ob at PHI 30 for 16 yards (R.McCreary).
14	1	2-5-TEN 48	(12:41) (No Huddle, Shotgun) J.Hurts pass short middle to K.Gainwell to TEN 34 for 14 yards (D.Long, A.Adams).
14	1	1-10-PHI 30	(1:06) (Shotgun) J.Hurts pass short right to A.Brown to PHI 44 for 14 yards (A.Adams; K.Byard).

Touchdown Scoring Information

		Offense	Defense	Special Teams
VISITOR	Tennessee Titans	1	0	0
HOME	Philadelphia Eagles	5	0	0

Player Scoring Information

Club	Player	TD	Rush TD	Rec TD	KO TD	Punt TD	Int TD	Fum TD	Misc TD	FG	XP	2Pt Rush	2Pt Rec	Sfty	Points
TEN	T.Burks	0	0	1	0	0	0	0	0	0	0	0	0	0	6
TEN	R.Bullock	0	0	0	0	0	0	0	0	1	1	0	0	0	4
PHI	A.Brown	0	0	2	0	0	0	0	0	0	0	0	0	0	12
PHI	M.Sanders	0	1	0	0	0	0	0	0	0	0	0	0	0	6
PHI	J.Hurts	0	1	0	0	0	0	0	0	0	0	0	0	0	6
PHI	D.Smith	0	0	1	0	0	0	0	0	0	0	0	0	0	6
PHI	J.Elliott	0	0	0	0	0	0	0	0	0	5	0	0	0	5

Possession Detail

	First Half		Second Half		Game	
	Visitor	Home	Visitor	Home	Visitor	Home
Largest Lead	0	11	0	25	0	25
Drives Leading	0	4	0	5	0	9
Time of Possession Leading	0:00	8:04	0:00	17:40	0:00	25:44
Largest Deficit	-11	0	-25	0	-25	0
Drives Trailing	5	0	6	0	11	0
Time of Possession Trailing	15:07	0:00	12:20	0:00	27:27	0:00
Times Score Tied Up		1		0		1
Lead Changes		2		0		2

Playtime Percentage

Percent of playtime per player on offense, defense and special teams (Unofficial)

Tennessee Titans					Philadelphia Eagles				
		Offense	Defense	Special Teams		Offense	Defense	Special Teams	
A Brewer	G	55 100%		2 7%	J Mailata	T	73 100%		6 21%
N Petit-Frere	T	55 100%		2 7%	I Seumalo	G	67 92%		6 21%
N Westbrook-Ikhine	WR	52 95%	1 1%	1 3%	L Dickerson	G	64 88%		6 21%
R Woods	WR	51 93%			L Johnson	T	64 88%		
N Davis	G	45 82%		2 7%	J Kelce	C	64 88%		
D Daley	T	45 82%		2 7%	J Hurts	QB	64 88%		
B Jones	C	45 82%			D Smith	WR	63 86%		
R Tannehill	QB	45 82%			A Brown	WR	60 82%		
C Okonkwo	TE	32 58%		18 62%	J Stoll	TE	54 74%		14 48%
D Henry	RB	30 55%			M Sanders	RB	39 53%		
A Hooper	TE	27 49%			Q Watkins	WR	37 51%		
D Hilliard	RB	20 36%		11 38%	Z Pascal	WR	28 38%		10 34%
G Swaim	TE	20 36%		2 7%	G Calcaterra	TE	28 38%		9 31%
C Board	WR	16 29%		18 62%	K Gainwell	RB	20 27%		
K Rader	TE	10 18%		18 62%	B Scott	RB	17 23%		6 21%
L Clark	T	10 18%		2 7%	A Dillard	T	15 21%		6 21%
C Levin	C	10 18%		2 7%	C Jurgens	C	11 15%		6 21%
D Radunz	T	10 18%			B Covey	WR	9 12%		7 24%
M Willis	QB	10 18%			J Driscoll	T	9 12%		6 21%
T Burks	WR	10 18%			G Minshew	QB	9 12%		
J Chestnut	RB	7 13%		4 14%	T Jackson	TE	8 11%		1 3%
R McCreary	CB		73 100%	11 38%	R Blankenship	SS		55 100%	5 17%
A Hooker	FS		73 100%	6 21%	M Epps	SS		45 82%	8 28%
K Byard	FS		67 92%		J Bradberry	CB		45 82%	
A Adams	SS		66 90%	16 55%	D Slay	CB		45 82%	
T Avery	CB		59 81%	12 41%	H Reddick	LB		43 78%	
D Cole	LB		56 77%	24 83%	T Edwards	LB		43 78%	
J Simmons	DT		53 73%	7 24%	J Scott	CB		41 75%	6 21%
B Dupree	LB		45 62%		K White	LB		40 73%	
J Schobert	LB		37 51%	6 21%	J Hargrave	DT		28 51%	
R Weaver	LB		35 48%	6 21%	J Sweat	DE		27 49%	2 7%
M Edwards	DT		32 44%	7 24%	F Cox	DT		27 49%	
T Tart	DT		30 41%	8 28%	M Williams	DT		25 45%	2 7%
K Strong	DE		30 41%	7 24%	N Suh	DE		25 45%	
O Adeniyi	LB		28 38%	13 45%	B Graham	DE		18 33%	2 7%
M Rice	LB		26 36%	20 69%	N Dean	LB		15 27%	23 79%
D Long	LB		23 32%		L Joseph	NT		13 24%	
D Walker	DE		19 26%	1 3%	P Johnson	LB		12 22%	23 79%
K Fulton	CB		19 26%		Z McPhearson	CB		12 22%	23 79%
L Murchison	DT		16 22%		A Chachere	CB		10 18%	23 79%
T Mitchell	CB		8 11%		C Elliss	LB		10 18%	21 72%
J Kalu	FS		7 10%	9 31%	K Johnson	LB		10 18%	21 72%
J Jones	LB			27 93%	K Wallace	SS		10 18%	18 62%
T Carter	FB			19 66%	J Davis	DT		6 11%	7 24%
D Harris	CB			13 45%					

M Cox	LS	9	31%	S Bradley	LB	18	62%
R Stonehouse	P	9	31%	J Elliott	K	12	41%
R Bullock	K	5	17%	A Siposs	P	11	38%
				R Lovato	LS	11	38%

2022 TENNESSEE TITANS REGULAR SEASON STATISTICS

Won 7, Lost 5

Date	W-L	Score	OT	Opponent	Attendance
09/11	L	20-21		N.Y. Giants	67,805
09/19	L	7-41		at Buffalo	70,683
09/25	W	24-22		Las Vegas	68,649
10/02	W	24-17		at Indianapolis	65,781
10/09	W	21-17		at Washington	51,836
10/23	W	19-10		Indianapolis	69,459
10/30	W	17-10		at Houston	68,467
11/06	L	17-20	OT	at Kansas City	73,475
11/13	W	17-10		Denver	69,240
11/17	W	27-17		at Green Bay	77,506
11/27	L	16-20		Cincinnati	69,441
12/04	L	10-35		at Philadelphia	69,879
12/11				Jacksonville	
12/18				at L.A. Chargers	
12/24				Houston	
12/29				Dallas	
01/08				at Jacksonville	

Statistic	Tenn.	Opp.
Total First Downs	186	240
Rushing	67	68
Passing	102	150
Penalty	17	22
3rd Down: Made/Att	55/153	49/161
3rd Down Pct.	35.9	30.4
4th Down: Made/Att	5/9	17/22
4th Down Pct.	55.6	77.3
Possession Avg.	29:13	30:47
Total Net Yards	3496	4317
Avg. Per Game	291.3	359.8
Total Plays	678	780
Avg. Per Play	5.2	5.5
Net Yards Rushing	1439	997
Avg. Per Game	119.9	83.1
Total Rushes	346	265
Net Yards Passing	2057	3320
Avg. Per Game	171.4	276.7
Sacked/Yards Lost	31/221	33/222
Gross Yards	2278	3542
Att./Completions	301/188	482/312
Completion Pct.	62.5	64.7
Had Intercepted	5	9
Punts/Average	66/53.5	62/45.5
Net Punting Avg.	66/44.4	62/40.0
Penalties/Yards	79/650	92/651
Fumbles/Ball Lost	11/6	15/4
Touchdowns	25	28
Rushing	11	5
Passing	12	22
Returns	2	1

Score By Periods	Q1	Q2	Q3	Q4	OT	PTS
Team	59	98	40	22	0	219
Opponents	29	77	82	49	3	240

Scoring	TD	Rush	Rec	Ret	K-PAT	FG	S	PTS
Henry	10	10	0	0			0	60
Bullock	0	0	0	0	20/20	12/14	0	56
Hilliard	4	0	4	0			0	24
Burks	2	0	1	1			0	12
Hooper	2	0	2	0			0	12
Westbrook-Ikhine	2	0	2	0			0	12
Shudak	0	0	0	0	1/1	3/4	0	10
Adams	1	0	0	1			0	6
Okonkwo	1	0	1	0			0	6
Swaim	1	0	1	0			0	6
Tannehill	1	1	0	0			0	6
Woods	1	0	1	0			0	6
Lambo	0	0	0	0	3/4	0/0	0	3
Team	25	11	12	2	24/25	15/18	0	219
Opponents	28	5	22	1	21/23	15/17	0	240

2-Pt Conv: TM 0-0, OPP 3-5

Sacks: Autry 7, Simmons 6.5, Weaver 5.5, Walker 4.5, Dupree 4, Edwards LG 3, Edwards TM 3, Cole 1, N. Jones 1, Okuayinonu 0.5, **TM 33, OPP 31**
FUM/Lost: Henry 2/0, Philips 2/2, Tannehill 2/1, Willis 2/2, Board(LG) 1/0, Board(TM) 1/0, Hooker 1/0, Woods 1/1

Passing	Att	Cmp	Yds	Cmp%	Yds/Att	TD	TD%	Int	Int%	Long	Sack/Lost	Rating
Tannehill	265	172	2117	64.9	7.99	11	4.2	4	1.5	69	25/183	97.0
Willis	34	14	157	41.2	4.62	0	0.0	1	2.9	48	6/38	43.4
Henry	2	2	4	100.0	2.00	1	50.0	0	0.0	3t	0/0	118.8
Team	301	188	2278	62.5	7.57	12	4.0	5	1.7	69	31/221	92.0
Opponents	482	312	3542	64.7	7.35	22	4.6	9	1.9	75t	33/222	94.1

Rushing	No.	Yds	Avg	Long	TD
Henry	258	1078	4.2	56	10
Hilliard	22	145	6.6	30	0
Tannehill	29	81	2.8	17	1
Willis	19	72	3.8	17	0
Haskins	10	42	4.2	9	0
Chestnut	5	13	2.6	5	0
Burks	2	12	6.0	8	0
Okonkwo	1	-4	-4.0	-4	0
Team	346	1439	4.2	56	11
Opponents	265	997	3.8	68	5

Receiving	No.	Yds	Avg	Long	TD
Woods	33	357	10.8	41	1
Hooper	27	279	10.3	23	2
Burks	25	359	14.4	51	1
Henry	23	286	12.4	69	0
Hilliard	21	177	8.4	31	4
Westbrook-Ikhine	19	347	18.3	63t	2
Okonkwo	15	275	18.3	48	1
Swaim	9	50	5.6	13	1
Philips	8	78	9.8	21	0
Hollister	3	54	18.0	27	0
Haskins	3	7	2.3	5	0
Board	1	6	6.0	6	0
Kinsey	1	3	3.0	3	0
Team	188	2278	12.1	69	12
Opponents	312	3542	11.4	75t	22

Interceptions	No.	Yds	Avg	Long	TD
Long	2	4	2.0	4	0
Adams	1	76	76.0	76t	1
Byard	1	24	24.0	24	0
McCreary	1	4	4.0	4	0
Mitchell	1	1	1.0	1	0
Fulton	1	0	0.0	0	0
Hooker	1	0	0.0	0	0
Tart	1	0	0.0	0	0
Team	9	109	12.1	76t	1
Opponents	5	111	22.2	43t	1

Punting	No.	Yds	Avg	Net	TB	In	Lg	B
Stonehouse	66	3533	53.5	44.4	7	24	74	0
Team	66	3533	53.5	44.4	7	24	74	0
Opponents	62	2819	45.5	40.0	3	20	69	0

Punt Returns	Ret	FC	Yds	Avg	Long	TD
Board	14	5	147	10.5	19	0
Woods	8	10	72	9.0	21	0
Philips	5	2	62	12.4	46	0
Hooker	1	0	0	0.0	0	0
Team	28	17	281	10.0	46	0
Opponents	42	9	460	11.0	27	0

Kickoff Returns	No.	Yds	Avg	Long	TD
Haskins	19	414	21.8	37	0
Board	4	82	20.5	22	0
Cannon	2	33	16.5	19	0
Team	25	529	21.2	37	0
Opponents	23	413	18.0	32	0

Field Goals	1-19	20-29	30-39	40-49	50+
Bullock	0/0	4/4	3/3	5/7	0/0
Shudak	0/0	1/1	2/3	0/0	0/0
Team	0/0	5/5	5/6	5/7	0/0
Opponents	0/0	4/4	6/6	3/4	2/3
Bullock: (46G,23G,47N)(48G)(44G)(27G,28G, 38G,48G)(48N,29G)(44G)(35G)(36G)					
Shudak: (0)(0)(0)(0)(0)(33G,35N,24G,38G)					
OPP: (49G,37G)(21G,32G,35G)(27G,51N)(50G)(50G) (43G)(23G,47N,28G)(39G)(39G)(47G,38G)					

TITANS DROP THIRD STRAIGHT – A 36-22 LOSS TO THE JAGUARS

**BY JIM WYATT
TENNESSEETITANS.COM
DECEMBER 11, 2022**

NASHVILLE – The Titans lost their third straight game on Sunday – this one a sloppy, 36-22 loss to the Jaguars.

Titans running back Derrick Henry ran for 121 yards in the contest.

But on this day, the Titans didn't do much else right.

The Titans turned the ball over four times in the game, including three times in the first half, which led to 17 points.

"Nothing was good enough today," Titans coach Mike Vrabel said. "Yeah, we're frustrated. It sucks to lose."

The Jaguars scored 29 straight points at one point in the contest before a Tennessee touchdown in the fourth quarter.

But by then, it was too little, too late.

While the Jaguars were harassing Titans quarterback Ryan Tannehill, who was sacked four times, the Titans defense couldn't get to Jaguars quarterback Trevor Lawrence, who wasn't sacked while throwing for 368 yards and three touchdowns.

After starting the season 7-3, the Titans dropped to 7-6 with the loss.

"It is frustrating," Titans defensive lineman Jeffery Simmons said. "I hate losing. So, we have to find a way to win a game. The key word is accountability – we have to hold each other to a higher standard. When you walk into the building, the body language, the demeanor, everything, it matters.

"We have to be better as a whole, as a team."

Things looked good early at Nissan Stadium.

Henry scored on a three-yard touchdown on the opening drive, giving the team an early 7-0 lead. The run capped a 10-play, 76-yard drive, and it featured first down completions to Nick Westbrook-Ikhine, Robert Woods and Chig Okonkwo.

The Titans then forced a three-and-out on Jacksonville's opening drive.

But a fumble by Tannehill, as he was being sacked, gave the Jaguars the ball at the Tennessee 20-yard line. Three plays later, Lawrence connected with tight end Evan Engram on a 12-yard touchdown pass to make it 7-7 with 6:01 left in the first quarter.

It was a sign of things to come.

The Titans reclaimed the lead 14-7 on a 10-yard touchdown pass from Tannehill to Okonkwo, which capped a six-play, 75-yard drive.

Then, the Titans turned it over again, this time on a Tannehill interception, and the Jaguars cashed it in for three more points to make it 14-10 with 8:52 left in the second quarter. A second field goal by Jaguars kicker Riley Patterson made it 14-13 with 3:10 left in the first quarter.

A Henry fumble gave the ball back to the Jaguars, and they cashed it in for another touchdown – a 20-yard strike from Lawrence to Zay Jones with 11 seconds left – to take a 20-14 lead at halftime.

The Jaguars extended their lead to 27-14 after taking their opening possession of the second half and driving straight down the field for a touchdown, scoring on a one-yard run by Lawrence.

After a 21-yard touchdown pass from Lawrence to tight end Evan Engram, it was 33-14 Jaguars over the Titans with 3:07 left.

The Titans' fourth turnover of the game – a direct snap to Henry, who

couldn't handle it – led to another Jacksonville field goal and made it 36-14 with 10:52 left.

A two-yard touchdown pass from Tannehill to Nick Westbrook-Ikhine – and then a two-point conversion pass from Tannehill to Okonkwo -- with 7:15 left made it 36-22.

The Titans return to action next Sunday in Los Angeles against the Chargers.

"I think we are trending in the wrong direction," safety Kevin Byard said. "But at the end of the day, I am not going to sit here and pout around. I am just going to go in the building tomorrow, watch the film. It is all about how we respond at this point – pouting and pointing fingers is not going to do anything. We still have four games left, and we have to find a way to start winning ball games."

###

Week 14

National Football League Game Summary

NFL Copyright © 2022 by The National Football League. All rights reserved. This summary and play-by-play is for the express purpose of assisting media in their coverage of the game; any other use of this material is prohibited without the written permission of the National Football League.

Date: Sunday, 12/11/2022 Jacksonville Jaguars at Tennessee Titans Start Time: 12:02 PM CST
 at Nissan Stadium, Nashville, TN

Game Day Weather

Game Weather: Cloudy Temp: 50° F (10.0° C) Humidity: 87%, Wind: NNE 5 mph
 Played Open Stadium on Turf: Grass Outdoor Weather: Cloudy, Wind Chill: 50

Officials

Referee: Martin, Clay (19)	Umpire: Bryan, Fred (11)	Down Judge: Phillips, Jerod (6)
Line Judge: Chaka, Maia (100)	Field Judge: Coleman, James (95)	Side Judge: Hawkshaw, Dave (107)
Back Judge: Wilson, Greg (119)	Replay Official: Matoren, Brian (0)	

Lineups

Jacksonville Jaguars			Tennessee Titans		
Offense		Defense	Offense		Defense
WR 13	C.Kirk	DE 95	R.Robertson-Harris	WR 15	N.Westbrook-Ikhine
WR 11	M.Jones	DT 52	D.Hamilton	LT 71	D.Daley
LT 74	C.Robinson	DE 94	F.Fatukasi	LG 55	A.Brewer
LG 69	T.Shatley	WILL 41	J.Allen	C 60	B.Jones
C 79	L.Fortner	SAM 44	T.Walker	RG 64	N.Davis
RG 68	B.Scherff	LB 23	F.Oluokun	RT 78	N.Petit-Frere
RT 75	J.Taylor	LB 33	D.Lloyd	T 61	L.Clark
TE 17	E.Ingram	CB 31	D.Williams	WR 2	R.Woods
WR 7	Z.Jones	CB 32	T.Campbell	TE 86	K.Rader
QB 16	T.Lawrence	SS 2	R.Jenkins	QB 17	R.Tannehill
RB 1	T.Etienne	S 42	A.Wingard	RB 22	D.Henry

Substitutions

CB 6 C.Claybrooks, P 9 L.Cooke, K 10 R.Patterson, WR 15 T.Jones, S 20 D.Thomas, RB 22 J.Hasty, S 27 T.Gillespie, CB 30 Mo.Brown, CB 37 T.Herdon, WR 39 J.Agnew, OLB 45 K.Chaisson, LS 46 R.Maticcik, OLB 49 A.Key, LB 50 S.Quarterman, LB 54 T.Summers, LB 57 C.Johnson, OL 70 C.Van Lanen, OL 72 W.Little, OL 73 B.Hance, TE 84 C.Manhertz, TE 85 D.Arnold, TE 89 L.Farrell, DL 91 D.Smoot, DL 96 A.Gotsis

Did Not Play

QB 3 C.Beathard, RB 24 S.Conner

Not Active

S 5 A.Cisco, WR 14 K.Pryor, CB 29 Te.Campbell, OLB 47 D.Dixon, LB 48 C.Muma, DL 98 C.Peters

Substitutions

P 4 R.Stonehouse, WR 13 R.McMath, K 14 R.Bullock, WR 19 C.Conley, DB 23 J.Reid, DB 28 J.Kalu, DB 29 J.Thompson, CB 32 G.Mabin, RB 36 J.Chestnut, DE 38 D.Harris, RB 40 D.Hilliard, LB 42 J.Jones, LS 46 M.Cox, LB 50 J.Gibbens, LB 52 J.Schobert, OLB 57 T.Basham, C/G 62 C.Levin, TE 81 A.Hooper, TE 85 C.Okonkwo, TE 87 G.Swaim, DT 90 N.Jones, DL 95 D.Walker, DE 97 K.Strong, OLB 99 R.Weaver

Did Not Play

QB 7 M.Willis, OL 75 D.Radunz

Not Active

WR 16 T.Burks, RB 25 H.Haskins, CB 26 K.Fulton, CB 30 T.Avery, WR 80 C.Board, OLB 92 O.Adeniyi, DL 96 D.Autry

Field Goals (made () & missed)

R.Patterson (37) (43) (33)

		1	2	3	4	OT	Total
VISITOR:	Jacksonville Jaguars	7	13	13	3	0	36
HOME:	Tennessee Titans	14	0	0	8	0	22

Scoring Plays

Team	Qtr	Time	Play Description (Extra Point) (Drive Info)	Visitor	Home
Titans	1	9:09	D.Henry 3 yd. run (R.Bullock kick) (10-76, 5:51)	0	7
Jaguars	1	6:01	E.Ingram 12 yd. pass from T.Lawrence (R.Patterson kick) (3-20, 0:45)	7	7
Titans	1	3:03	C.Okonkwo 10 yd. pass from R.Tannehill (R.Bullock kick) (6-75, 2:58)	7	14
Jaguars	2	8:52	R.Patterson 37 yd. Field Goal (7-35, 4:04)	10	14
Jaguars	2	3:10	R.Patterson 43 yd. Field Goal (10-46, 4:06)	13	14
Jaguars	2	0:11	Z.Jones 20 yd. pass from T.Lawrence (R.Patterson kick) (6-78, 1:38)	20	14
Jaguars	3	7:53	T.Lawrence 1 yd. run (R.Patterson kick) (12-72, 7:07)	27	14
Jaguars	3	3:07	E.Ingram 21 yd. pass from T.Lawrence (pass failed) (5-63, 2:09)	33	14
Jaguars	4	10:52	R.Patterson 33 yd. Field Goal (6-16, 3:12)	36	14

Week 14

National Football League Game Summary

NFL Copyright © 2022 by The National Football League. All rights reserved. This summary and play-by-play is for the express purpose of assisting media in their coverage of the game; any other use of this material is prohibited without the written permission of the National Football League.

Titans	4	7:15	N.Westbrook-Ikhine 2 yd. pass from R.Tannehill (R.Tannehill-C.Okonkwo pass) (10-64, 3:37)	36	22
Paid Attendance: 68,409				Time: 3:13	

12/11/2022 at Nissan Stadium

Final Individual Statistics

Jacksonville Jaguars

RUSHING	ATT	YDS	AVG	LG	TD
T.Etienne	17	32	1.9	7	0
J.Hasty	4	13	3.3	10	0
J.Agnew	1	8	8.0	8	0
T.Lawrence	3	7	2.3	7	1
Total	25	60	2.4	10	1

PASSING	ATT	CMP	YDS	SK/YD	TD	LG	IN	RT
T.Lawrence	42	30	368	0/0	3	25	0	121.9
Total	42	30	368	0/0	3	25	0	121.9

PASS RECEIVING	TAR	REC	YDS	AVG	LG	TD
E.Engram	15	11	162	14.7	25	2
Z.Jones	12	8	77	9.6	20	1
C.Kirk	7	5	45	9.0	23	0
J.Agnew	3	3	36	12.0	16	0
M.Jones	1	1	22	22.0	22	0
C.Manhertz	1	1	21	21.0	21	0
D.Arnold	3	1	5	5.0	5	0
Total	42	30	368	12.3	25	3

INTERCEPTIONS	NO	YDS	AVG	LG	TD
A.Wingard	1	13	13.0	13	0
Total	1	13	13.0	13	0

PUNTING	NO	YDS	AVG	NET	TB	IN20	LG
L.Cooke	3	133	44.3	43.0	0	1	49
Total	3	133	44.3	43.0	0	1	49

PUNT RETURNS	NO	YDS	AVG	FC	LG	TD
J.Agnew	3	20	6.7	0	9	0
Total	3	20	6.7	0	9	0

KICKOFF RETURNS	NO	YDS	AVG	FC	LG	TD
J.Agnew	2	42	21.0	0	31	0
[TOUCHBACK]	2	0	0.0	0	0	0
Total	2	42	21.0	0	31	0

Tennessee Titans

RUSHING	ATT	YDS	AVG	LG	TD
D.Henry	17	121	7.1	50	1
R.Tannehill	2	16	8.0	8	0
C.Okonkwo	1	0	0.0	0	0
Total	20	137	6.9	50	1

PASSING	ATT	CMP	YDS	SK/YD	TD	LG	IN	RT
R.Tannehill	38	25	254	4/27	2	27	1	91.3
Total	38	25	254	4/27	2	27	1	91.3

PASS RECEIVING	TAR	REC	YDS	AVG	LG	TD
C.Okonkwo	6	6	45	7.5	15	1
A.Hooper	5	5	68	13.6	24	0
R.Woods	7	5	49	9.8	18	0
D.Henry	5	3	34	11.3	16	0
N.Westbrook-Ikhine	8	3	23	7.7	13	1
J.Chestnut	2	2	8	4.0	4	0
C.Conley	1	1	27	27.0	27	0
R.McMath	4	0	0	0.0	0	0
Total	38	25	254	10.2	27	2

INTERCEPTIONS	NO	YDS	AVG	LG	TD
Total	0	0	0	0	0

PUNTING	NO	YDS	AVG	NET	TB	IN20	LG
R.Stonehouse	3	150	50.0	43.3	0	0	53
Total	3	150	50.0	43.3	0	0	53

PUNT RETURNS	NO	YDS	AVG	FC	LG	TD
D.Hilliard	2	4	2.0	0	4	0
J.Thompson	1	0	0.0	0	0	0
Total	3	4	1.3	0	4	0

KICKOFF RETURNS	NO	YDS	AVG	FC	LG	TD
J.Chestnut	2	53	26.5	0	33	0
D.Hilliard	1	23	23.0	0	23	0
[OUT OF BOUNDS]	2	0	0.0	0	0	0
[TOUCHBACK]	3	0	0.0	0	0	0
Total	3	76	25.3	0	33	0

Jacksonville Jaguars

FUMBLES	FUM	LOST	OWN-REC	YDS	TD	FORCED	OPP-REC	YDS	TD	OUT-BDS
S.Quarterman	0	0	0	0	0	1	0	0	0	0
T.Walker	0	0	0	0	0	1	0	0	0	0
J.Allen	0	0	0	0	0	0	1	1	0	0
A.Key	0	0	0	0	0	0	1	0	0	0
D.Smoot	0	0	0	0	0	0	1	0	0	0
Total	0	0	0	0	0	2	3	1	0	0

Tennessee Titans

FUMBLES	FUM	LOST	OWN-REC	YDS	TD	FORCED	OPP-REC	YDS	TD	OUT-BDS
D.Henry	2	2	0	-6	0	0	0	0	0	0
R.Tannehill	1	1	0	0	0	0	0	0	0	0
J.Thompson	1	0	0	0	0	0	0	0	0	1
Total	4	3	0	-6	0	0	0	0	0	1

Final Team Statistics

	Visitor Jaguars	Home Titans
TOTAL FIRST DOWNS	22	22
By Rushing	3	7
By Passing	18	14
By Penalty	1	1
THIRD DOWN EFFICIENCY	6-13-46.2%	5-10-50.0%
FOURTH DOWN EFFICIENCY	0-1-0.0%	0-1-0.0%
TOTAL NET YARDS	428	364
Total Offensive Plays (inc. times thrown passing)	67	62
Average gain per offensive play	6.4	5.9
NET YARDS RUSHING	60	137
Total Rushing Plays	25	20
Average gain per rushing play	2.4	6.9
Tackles for a loss-number and yards	6-12	1-1
NET YARDS PASSING	368	227
Times thrown - yards lost attempting to pass	0-0	4-27
Gross yards passing	368	254
PASS ATTEMPTS-COMPLETIONS-HAD INTERCEPTED	42-30-0	38-25-1
Avg gain per pass play (inc.# thrown passing)	8.8	5.4
KICKOFFS Number-In End Zone-Touchbacks	8-3-3	4-2-2
PUNTS Number and Average	3-44.3	3-50.0
Had Blocked	0	0
FGs - PATs Had Blocked	0-0	0-0
Net Punting Average	43.0	43.3
TOTAL RETURN YARDAGE (Not Including Kickoffs)	33	4
No. and Yards Punt Returns	3-20	3-4
No. and Yards Kickoff Returns	2-42	3-76
No. and Yards Interception Returns	1-13	0-0
PENALTIES Number and Yards	9-70	5-50
FUMBLES Number and Lost	0-0	4-3
TOUCHDOWNS	4	3
Rushing	1	1
Passing	3	2
EXTRA POINTS Made-Attempts	3-4	3-3
Kicking Made-Attempts	3-3	2-2
Passing Made-Attempts	0-1	1-1
FIELD GOALS Made-Attempts	3-3	0-0
RED ZONE EFFICIENCY	2-4-50%	3-3-100%
GOAL TO GO EFFICIENCY	1-1-100%	2-2-100%
SAFETIES	0	0
FINAL SCORE	36	22
TIME OF POSSESSION	32:52	27:08

Ball Possession And Drive Chart

Jacksonville Jaguars

#	Time Recd	Time Lost	Time Poss	How Ball Obtained	Drive Began	# Play	Yds Gain	Yds Pen	Net Yds	1st Down	Last Scrm	How Given Up
1	9:09	8:13	0:56	Kickoff	JAX 25	3	5	0	5	0	JAX 30	Punt
2	6:46	6:01	0:45	Fumble	TEN 20	3	20	0	20	1	* TEN 12	Touchdown
3	3:03	0:22	2:41	Kickoff	JAX 25	5	12	0	12	1	JAX 37	Punt
4	12:56	8:52	4:04	Interception	JAX 46	7	55	-20	35	2	* TEN 19	Field Goal
5	7:16	3:10	4:06	Punt	JAX 29	10	46	0	46	3	TEN 25	Field Goal
6	1:49	0:11	1:38	Fumble	JAX 22	6	78	0	78	3	TEN 20	Touchdown
7	15:00	7:53	7:07	Kickoff	JAX 28	12	79	-7	72	5	* TEN 1	Touchdown
8	5:16	3:07	2:09	Punt	JAX 37	5	43	20	63	3	TEN 21	Touchdown
9	1:33	14:09	2:24	Punt	JAX 35	5	34	-5	29	1	TEN 36	Downs
10	14:04	10:52	3:12	Fumble	TEN 30	6	16	0	16	1	* TEN 14	Field Goal
11	7:15	5:24	1:51	Kickoff	JAX 14	4	28	0	28	1	JAX 42	Punt
12	1:59	0:00	1:59	Downs	JAX 28	4	12	0	12	1	JAX 41	End of Game

(439) Average JAX 37

Tennessee Titans

#	Time Recd	Time Lost	Time Poss	How Ball Obtained	Drive Began	# Play	Yds Gain	Yds Pen	Net Yds	1st Down	Last Scrm	How Given Up
1	15:00	9:09	5:51	Kickoff	TEN 24	10	66	10	76	6	* JAX 3	Touchdown
2	8:13	6:46	1:27	Punt	TEN 24	3	-5	0	-5	0	TEN 28	Fumble
3	6:01	3:03	2:58	Kickoff	TEN 25	6	75	0	75	3	* JAX 10	Touchdown
4	0:22	12:56	2:26	Punt	TEN 29	5	33	0	33	2	JAX 38	Interception
5	8:52	7:16	1:36	Kickoff	TEN 25	3	6	0	6	0	TEN 31	Punt
6	3:10	1:49	1:21	Kickoff	TEN 40	3	39	0	39	1	JAX 37	Fumble
7	0:11	0:00	0:11	Kickoff	TEN 40	2	16	0	16	1	JAX 48	End of Half
8	7:53	5:16	2:37	Kickoff	TEN 25	3	-8	-12	-20	0	TEN 5	Punt
9	3:07	1:33	1:34	Kickoff	TEN 23	3	0	0	0	0	TEN 23	Punt
10	14:09	14:04	0:05	Downs	TEN 36	1	-6	0	-6	0	TEN 36	Fumble
11	10:52	7:15	3:37	Kickoff	TEN 36	10	79	-15	64	5	* JAX 2	Touchdown
12	5:24	1:59	3:25	Punt	TEN 9	13	63	0	63	4	JAX 28	Downs

(336) Average TEN 28

* inside opponent's 20

Time of Possession by Quarter		1st	2nd	3rd	4th	OT	Total
Visitor	Jacksonville Jaguars	4:22	9:48	10:49	7:53		32:52
Home	Tennessee Titans	10:38	5:12	4:11	7:07		27:08

Kickoff Drive No.-Start Average Jaguars: 4 - JAX 23 Titans: 8 - TEN 30

Final Defensive Statistics

Jacksonville Jaguars	Regular Defensive Plays											Special Teams					Misc				
	TKL	AST	COMB	SK	/ YDS	TFL	Q	IN	PD	FF	FR	TKL	AST	FF	FR	BL	TKL	AST	FF	FR	
F.Oluokun	10	4	14	0	0	0	0	0	0	0	0	0	0	0	0	0	0	0	0	0	0
D.Lloyd	4	4	8	0	0	0	0	0	0	0	0	0	0	0	0	0	0	0	0	0	0
A.Wingard	6	1	7	0	0	1	1	1	1	0	0	0	0	0	0	0	0	0	0	0	0
R.Jenkins	3	1	4	0	0	0	0	0	0	0	0	1	1	0	0	0	0	0	0	0	0
A.Key	2	2	4	1	6	1	2	0	0	0	1	0	0	0	0	0	0	0	0	0	0
J.Allen	3	0	3	1	8	1	2	0	0	0	1	0	0	0	0	0	0	0	0	0	0
T.Walker	2	1	3	1	9	0	1	0	0	1	0	0	0	0	0	0	0	0	0	0	0
D.Williams	2	1	3	0	0	1	0	0	1	0	0	0	0	0	0	0	0	0	0	0	0
D.Thomas	2	1	3	0	0	0	0	0	0	0	0	0	0	0	0	0	0	0	0	0	0
T.Herndon	1	2	3	0	0	0	0	0	2	0	0	0	0	0	0	0	0	0	0	0	0
R.Robertson-Harris	1	2	3	0	0	0	0	0	1	0	0	0	0	0	0	0	0	0	0	0	0
F.Fatukasi	1	0	1	1	4	1	1	0	0	0	0	0	0	0	0	0	0	0	0	0	0
S.Quarterman	1	0	1	0	0	0	0	0	0	1	0	0	2	0	0	0	0	0	0	0	0
D.Hamilton	1	0	1	0	0	0	0	0	0	0	0	0	0	0	0	0	0	0	0	0	0
T.Campbell	0	1	1	0	0	0	0	0	3	0	0	0	0	0	0	0	0	0	0	0	0
K.Chaisson	0	1	1	0	0	0	0	0	0	0	0	0	0	0	0	0	0	0	0	0	0
D.Smoot	0	0	0	0	0	0	1	0	0	0	1	0	0	0	0	0	0	0	0	0	0
A.Gotsis	0	0	0	0	0	0	1	0	0	0	0	0	0	0	0	0	0	0	0	0	0
C.Claybrooks	0	0	0	0	0	0	0	0	0	0	0	1	0	0	0	0	0	0	0	0	0
T.Summers	0	0	0	0	0	0	0	0	0	0	0	1	0	0	0	0	0	0	0	0	0
R.Maticcik	0	0	0	0	0	0	0	0	0	0	0	0	1	0	0	0	0	0	0	0	0
Total	39	21	60	4	27	5	9	1	8	2	3	3	4	0	0	0	0	0	0	0	0

TKL = Tackle AST = Assist COMB = Combined QH=QB Hit IN = Interception PD = Pass Defense FF = Forced Fumble FR = Fumble Recovery

Final Defensive Statistics

Tennessee Titans	Regular Defensive Plays											Special Teams					Misc			
	TKL	AST	COMB	SK	/ YDS	TFL	QH	IN	PD	FF	FR	TKL	AST	FF	FR	BL	TKL	AST	FF	FR
M.Rice	7	5	12	0	0	1	0	0	0	0	0	0	0	0	0	0	0	0	0	0
A.Adams	8	2	10	0	0	0	0	0	1	0	0	0	0	0	0	0	0	0	0	0
B.Dupree	5	1	6	0	0	3	0	0	0	0	0	0	0	0	0	0	0	0	0	0
R.McCreary	4	1	5	0	0	0	0	0	0	0	0	0	0	0	0	0	0	0	0	0
A.Hooker	4	0	4	0	0	0	0	0	1	0	0	0	0	0	0	0	0	0	0	0
T.Mitchell	4	0	4	0	0	0	0	0	0	0	0	0	0	0	0	0	0	0	0	0
D.Cole	2	2	4	0	0	0	0	0	0	0	0	0	0	0	0	0	0	0	0	0
K.Byard	3	0	3	0	0	0	0	0	2	0	0	0	0	0	0	0	0	0	0	0
N.Jones	0	3	3	0	0	0	0	0	0	0	0	0	0	0	0	0	0	0	0	0
D.Walker	2	0	2	0	0	1	0	0	0	0	0	0	0	0	0	0	0	0	0	0
K.Strong	2	0	2	0	0	0	0	0	0	0	0	0	0	0	0	0	0	0	0	0
G.Mabin	1	1	2	0	0	0	0	0	0	0	0	0	0	0	0	0	0	0	0	0
R.Weaver	1	0	1	0	0	1	0	0	2	0	0	0	0	0	0	0	0	0	0	0
J.Schobert	1	0	1	0	0	0	0	0	0	0	0	0	0	0	0	0	0	0	0	0
T.Basham	0	1	1	0	0	0	0	0	0	0	0	0	0	0	0	0	0	0	0	0
T.Tart	0	1	1	0	0	0	0	0	0	0	0	0	0	0	0	0	0	0	0	0
M.Edwards	0	0	0	0	0	0	1	0	0	0	0	0	0	0	0	0	0	0	0	0
J.Simmons	0	0	0	0	0	0	0	0	2	0	0	0	0	0	0	0	0	0	0	0
R.Stonehouse	0	0	0	0	0	0	0	0	0	0	0	1	0	0	0	0	0	0	0	0
K.Rader	0	0	0	0	0	0	0	0	0	0	0	1	0	0	0	0	0	0	0	0
J.Jones	0	0	0	0	0	0	0	0	0	0	0	1	0	0	0	0	0	0	0	0
D.Hilliard	0	0	0	0	0	0	0	0	0	0	0	0	1	0	0	0	0	0	0	0
J.Thompson	0	0	0	0	0	0	0	0	0	0	0	0	1	0	0	0	0	0	0	0
R.Tannehill	0	0	0	0	0	0	0	0	0	0	0	0	0	0	0	0	1	0	0	0
N.Petit-Frere	0	0	0	0	0	0	0	0	0	0	0	0	0	0	0	0	1	0	0	0
D.Daley	0	0	0	0	0	0	0	0	0	0	0	0	0	0	0	0	1	0	0	0
Total	44	17	61	0	0	6	1	0	8	0	0	3	2	0	0	0	3	0	0	0

Play By Play

First Quarter

12/11/2022

JAX wins the coin toss and elects to defer. TEN elects to Receive, and JAX elects to defend the south goal.

R.Patterson kicks 64 yards from JAX 35 to TEN 1. D.Hilliard to TEN 24 for 23 yards (R.Jenkins).

Tennessee Titans at 15:00, (1st play from scrimmage 14:55)

1-10-TEN 24	(14:55) R.Tannehill pass incomplete deep left to N.Westbrook-Ikhine (T.Campbell).	
2-10-TEN 24	(14:47) (Shotgun) D.Henry right tackle to TEN 24 for no gain (F.Oluokun; R.Robertson-Harris).	
3-10-TEN 24	(14:03) (Shotgun) R.Tannehill pass incomplete deep left to N.Westbrook-Ikhine (T.Campbell).	
	PENALTY on JAX-T.Walker, Defensive Offside, 5 yards, enforced at TEN 24 - No Play.	
3-5-TEN 29	(13:56) (Shotgun) R.Tannehill pass short right to N.Westbrook-Ikhine to TEN 42 for 13 yards (A.Wingard). JAX-A.Wingard was injured during the play. His return is Questionable.	P1
<u>1-10-TEN 42</u>	(13:34) D.Henry right tackle to TEN 45 for 3 yards (F.Oluokun).	
2-7-TEN 45	(12:55) R.Tannehill pass short left to A.Hooper to JAX 49 for 6 yards (T.Walker).	
	PENALTY on JAX-D.Williams, Illegal Contact, 5 yards, enforced at TEN 45 - No Play.	X2
<u>1-10-50</u>	(12:31) D.Henry right tackle to JAX 41 for 9 yards (R.Jenkins, D.Thomas).	
2-1-JAX 41	(11:55) (Shotgun) Direct snap to D.Henry. D.Henry right end to JAX 37 for 4 yards (D.Lloyd).	R3
<u>1-10-JAX 37</u>	(11:21) R.Tannehill pass short middle to R.Woods to JAX 19 for 18 yards (D.Thomas).	P4
<u>1-10-JAX 19</u>	(10:39) (Shotgun) D.Henry left end to JAX 13 for 6 yards (F.Oluokun).	
2-4-JAX 13	(9:56) (Shotgun) R.Tannehill pass short middle to C.Okonkwo to JAX 3 for 10 yards (D.Thomas, D.Lloyd).	P5
<u>1-3-JAX 3</u>	(9:13) D.Henry up the middle for 3 yards, TOUCHDOWN.	R6
	R.Bullock extra point is GOOD, Center-M.Cox, Holder-R.Stonehouse.	

JAX 0 TEN 7, 10 plays, 76 yards, 2 penalties, 5:51 drive, 5:51 elapsed

R.Bullock kicks 65 yards from TEN 35 to end zone, Touchback.

Jacksonville Jaguars at 9:09

1-10-JAX 25	(9:09) (Shotgun) T.Lawrence pass incomplete short right to E.Engram (K.Byard).	
2-10-JAX 25	(9:06) T.Etienne right tackle to JAX 30 for 5 yards (R.McCreary).	
3-5-JAX 30	(8:28) (Shotgun) T.Lawrence pass incomplete short right to E.Engram (J.Simmons).	
4-5-JAX 30	(8:22) L.Cooke punts 46 yards to TEN 24, Center-R.Maticcik. D.Hilliard to TEN 24 for no gain (C.Claybrooks).	

Tennessee Titans at 8:13

1-10-TEN 24	(8:13) (Shotgun) D.Henry left guard to TEN 23 for -1 yards (A.Wingard).	
2-11-TEN 23	(7:35) (Shotgun) R.Tannehill pass short left to C.Okonkwo to TEN 28 for 5 yards (T.Walker).	
3-6-TEN 28	(6:53) (Shotgun) R.Tannehill sacked at TEN 19 for -9 yards (T.Walker). FUMBLES (T.Walker) [T.Walker], touched at TEN 19, RECOVERED by JAX-D.Smoot at TEN 20.	

Jacksonville Jaguars at 6:46

1-10-TEN 20	(6:46) J.Agnew left tackle to TEN 12 for 8 yards (M.Rice, A.Adams).	
2-2-TEN 12	(6:11) (Shotgun) T.Lawrence pass incomplete short middle to E.Engram (K.Byard).	
3-2-TEN 12	(6:07) (Shotgun) T.Lawrence pass short right to E.Engram for 12 yards, TOUCHDOWN.	P1
	Penalty on TEN-M.Edwards, Illegal Use of Hands, declined.	
	R.Patterson extra point is GOOD, Center-R.Maticcik, Holder-L.Cooke.	

JAX 7 TEN 7, 3 plays, 20 yards, 0:45 drive, 8:59 elapsed

R.Patterson kicks 65 yards from JAX 35 to end zone, Touchback.

Tennessee Titans at 6:01

1-10-TEN 25	(6:01) R.Tannehill pass incomplete short left to D.Henry (R.Robertson-Harris).	
2-10-TEN 25	(5:56) (Shotgun) D.Henry up the middle to JAX 25 for 50 yards (A.Wingard, D.Williams).	R7
<u>1-10-JAX 25</u>	(5:06) (Shotgun) R.Tannehill pass short left to R.Woods to JAX 20 for 5 yards (F.Oluokun).	
2-5-JAX 20	(4:31) D.Henry right guard to JAX 13 for 7 yards (D.Lloyd, T.Walker).	R8
<u>1-10-JAX 13</u>	(3:53) D.Henry right guard to JAX 10 for 3 yards (F.Oluokun).	
2-7-JAX 10	(3:09) (Shotgun) R.Tannehill pass short middle to C.Okonkwo for 10 yards, TOUCHDOWN [A.Gotsis].	P9
	R.Bullock extra point is GOOD, Center-M.Cox, Holder-R.Stonehouse.	

JAX 7 TEN 14, 6 plays, 75 yards, 2:58 drive, 11:57 elapsed

R.Bullock kicks 65 yards from TEN 35 to end zone, Touchback.

Jacksonville Jaguars at 3:03

1-10-JAX 25	(3:03) T.Etienne left end pushed ob at JAX 30 for 5 yards (M.Rice).	
2-5-JAX 30	(2:27) (Shotgun) T.Lawrence pass short middle to Z.Jones to JAX 36 for 6 yards (M.Rice).	P2

Jacksonville Jaguars vs Tennessee Titans at Nissan Stadium

- 1-10-JAX 36 (1:51) T.Etienne left tackle to JAX 30 for -6 yards (B.Dupree).
- 2-16-JAX 30 (1:08) T.Lawrence pass incomplete short left to D.Arnold (R.Weaver).
- 3-16-JAX 30 (1:05) (Shotgun) T.Lawrence pass short middle to J.Agnew to JAX 37 for 7 yards (A.Hooker).
- 4-9-JAX 37 (:31) L.Cooke punts 38 yards to TEN 25, Center-R.Maticcik. D.Hilliard to TEN 29 for 4 yards (S.Quarterman; R.Maticcik).

Tennessee Titans at 0:22

- 1-10-TEN 29 (:22) D.Henry up the middle to TEN 41 for 12 yards (R.Jenkins, A.Key).

R10

END OF QUARTER

	Score	Time Poss	First Downs				Efficiencies	
			R	P	X	T	3 Down	4 Down
Jacksonville Jaguars	7	4:22	0	2	0	2	1/3	0/0
Tennessee Titans	14	10:38	5	4	1	10	1/2	0/0

Second Quarter

12/11/2022

Play By Play

Tennessee Titans continued.

<u>1-10-TEN 41</u>	(15:00) (Shotgun) R.Tannehill pass short right to R.Woods pushed ob at TEN 45 for 4 yards (R.Jenkins).	
2-6-TEN 45	(14:22) D.Henry up the middle to TEN 45 for no gain (R.Robertson-Harris; F.Oluokun).	
3-6-TEN 45	(13:41) (Shotgun) R.Tannehill pass deep left to R.Woods to JAX 38 for 17 yards (T.Herndon).	P11
<u>1-10-JAX 38</u>	(13:00) (Shotgun) R.Tannehill pass short left intended for N.Westbrook-Ikhine INTERCEPTED by A.Wingard at JAX 33. A.Wingard to JAX 46 for 13 yards (R.Tannehill).	

Jacksonville Jaguars at 12:56

1-10-JAX 46	(12:56) (Shotgun) T.Lawrence pass short right to E.Engram to TEN 42 for 12 yards (R.McCreary).	P3
<u>1-10-TEN 42</u>	(12:15) T.Etienne left tackle to TEN 43 for -1 yards (D.Cole).	
	PENALTY on JAX-C.Manhertz, Offensive Holding, 10 yards, enforced at TEN 42 - No Play.	
1-20-JAX 48	(11:50) (Shotgun) T.Lawrence pass short left to E.Engram pushed ob at TEN 39 for 13 yards (A.Hooker).	
2-7-TEN 39	(11:19) (Shotgun) T.Lawrence pass short left to E.Engram to TEN 14 for 25 yards (K.Byard).	P4
<u>1-10-TEN 14</u>	(10:38) T.Etienne up the middle to TEN 10 for 4 yards (M.Rice).	
2-6-TEN 10	(10:01) T.Etienne right end to TEN 9 for 1 yard (R.McCreary).	
	PENALTY on JAX-E.Engram, Offensive Holding, 10 yards, enforced at TEN 10 - No Play.	
2-16-TEN 20	(9:39) (Shotgun) T.Lawrence pass short left to C.Kirk pushed ob at TEN 19 for 1 yard (D.Cole).	
3-15-TEN 19	(9:03) (Shotgun) T.Lawrence pass incomplete deep left to C.Kirk [M.Edwards].	
4-15-TEN 19	(8:56) R.Patterson 37 yard field goal is GOOD, Center-R.Maticcik, Holder-L.Cooke.	

JAX 10 TEN 14, 7 plays, 35 yards, 4:04 drive, 6:08 elapsed

R.Patterson kicks 65 yards from JAX 35 to end zone, Touchback.

Tennessee Titans at 8:52

1-10-TEN 25	(8:52) (Shotgun) C.Okonkwo right end pushed ob at TEN 25 for no gain (D.Lloyd; A.Wingard).	
2-10-TEN 25	(8:11) (Shotgun) R.Tannehill pass short right to A.Hooper to TEN 31 for 6 yards (D.Lloyd).	
3-4-TEN 31	(7:29) (Shotgun) R.Tannehill pass incomplete deep right to R.McMath.	
4-4-TEN 31	(7:25) R.Stonehouse punts 46 yards to JAX 23, Center-M.Cox. J.Agnew to JAX 29 for 6 yards (D.Hilliard; J.Thompson). TEN-D.Hilliard was injured during the play. His return is Questionable.	

Jacksonville Jaguars at 7:16

1-10-JAX 29	(7:16) T.Lawrence pass short left to J.Agnew ran ob at JAX 42 for 13 yards.	P5
<u>1-10-JAX 42</u>	(6:53) (No Huddle) T.Etienne up the middle to JAX 41 for -1 yards (M.Rice, B.Dupree).	
2-11-JAX 41	(6:15) (Shotgun) T.Lawrence pass short right to E.Engram to TEN 48 for 11 yards (R.McCreary; D.Cole).	P6
<u>1-10-TEN 48</u>	(5:28) (Shotgun) J.Hasty right guard to TEN 46 for 2 yards (D.Cole; N.Jones). TEN-J.Simmons was injured during the play. His return is Questionable.	
2-8-TEN 46	(5:07) (Shotgun) J.Hasty up the middle to TEN 44 for 2 yards (K.Byard, M.Rice).	
3-6-TEN 44	(4:26) (Shotgun) T.Lawrence pass short left to Z.Jones to TEN 31 for 13 yards (A.Hooker).	P7
<u>1-10-TEN 31</u>	(3:54) (No Huddle, Shotgun) T.Lawrence pass short right to C.Kirk pushed ob at TEN 25 for 6 yards (R.McCreary).	
2-4-TEN 25	(3:22) (Shotgun) T.Lawrence pass incomplete deep right to Z.Jones.	
3-4-TEN 25	(3:17) (Shotgun) T.Lawrence pass incomplete short right to Z.Jones.	
4-4-TEN 25	(3:15) R.Patterson 43 yard field goal is GOOD, Center-R.Maticcik, Holder-L.Cooke.	

JAX 13 TEN 14, 10 plays, 46 yards, 4:06 drive, 11:50 elapsed

R.Patterson kicks 64 yards from JAX 35 to TEN 1, out of bounds.

Tennessee Titans at 3:10

1-10-TEN 40	(3:10) D.Henry up the middle to TEN 42 for 2 yards (J.Allen, F.Oluokun).	
2-8-TEN 42	(2:33) D.Henry left tackle to JAX 37 for 21 yards (A.Wingard).	R12

Two-Minute Warning

<u>1-10-JAX 37</u>	(2:00) R.Tannehill pass short right to D.Henry to JAX 21 for 16 yards (S.Quarterman). FUMBLES (S.Quarterman), RECOVERED by JAX-J.Allen at JAX 21. J.Allen pushed ob at JAX 22 for 1 yard (N.Petit-Frere).	
--------------------	---	--

Jacksonville Jaguars at 1:49

1-10-JAX 22	(1:49) T.Lawrence pass deep left to C.Kirk to JAX 45 for 23 yards (A.Adams).	P8
<u>1-10-JAX 45</u>	(1:18) (Shotgun) T.Etienne left guard to JAX 45 for no gain (M.Rice).	
2-10-JAX 45	(:34) T.Lawrence pass short left to C.Kirk ran ob at TEN 47 for 8 yards (T.Mitchell).	
3-2-TEN 47	(:27) (Shotgun) T.Lawrence pass short middle to E.Engram pushed ob at TEN 29 for 18 yards (A.Adams).	P9
<u>1-10-TEN 29</u>	(:21) (Shotgun) T.Lawrence pass short right to Z.Jones to TEN 20 for 9 yards (R.McCreary).	
	Timeout #1 by JAX at 00:15.	

Jacksonville Jaguars vs Tennessee Titans at Nissan Stadium

2-1-TEN 20 (:15) (Shotgun) T.Lawrence pass incomplete deep right to Z.Jones (R.McCreary).
 The Replay Official reviewed the incomplete pass ruling, and the play was REVERSED.
 (Shotgun) T.Lawrence pass deep right to Z.Jones for 20 yards, TOUCHDOWN.
 R.Patterson extra point is GOOD, Center-R.Maticik, Holder-L.Cooke.

P10

JAX 20 TEN 14, 6 plays, 78 yards, 1:38 drive, 14:49 elapsed

L.Cooke kicks 45 yards from JAX 35 to TEN 20, out of bounds.

Tennessee Titans at 0:11

1-10-TEN 40 (:11) (Shotgun) R.Tannehill pass short middle to A.Hooper to JAX 48 for 12 yards (D.Lloyd).
 Timeout #1 by TEN at 00:06.

P13

1-10-JAX 48 (:06) (Shotgun) R.Tannehill pass short right to J.Chestnut to JAX 44 for 4 yards (F.Oluokun).

END OF QUARTER

	Score	Time Poss	First Downs				Efficiencies	
			R	P	X	T	3 Down	4 Down
Jacksonville Jaguars	20	9:48	0	8	0	8	2/4	0/0
Tennessee Titans	14	5:12	1	2	0	3	1/2	0/0

Third Quarter

12/11/2022

Play By Play

JAX elects to Receive, and TEN elects to defend the South goal.

R.Bullock kicks 58 yards from TEN 35 to JAX 7. J.Agnew for 93 yards, TOUCHDOWN NULLIFIED by Penalty.

PENALTY on JAX-C.Johnson, Offensive Holding, 10 yards, enforced at JAX 38.

Penalty on JAX-K.Chaisson, Taunting, declined.

Jacksonville Jaguars at 15:00, (1st play from scrimmage 14:48)

1-10-JAX 28	(14:48) (Shotgun) T.Lawrence pass short left to Z.Jones to JAX 37 for 9 yards (T.Mitchell).	
2-1-JAX 37	(14:15) (Shotgun) T.Lawrence pass short left to Z.Jones pushed ob at JAX 46 for 9 yards (T.Mitchell).	P11
<u>1-10-JAX 46</u>	(13:46) (Shotgun) T.Lawrence pass incomplete short middle to D.Arnold (J.Simmons).	
2-10-JAX 46	(13:43) (Shotgun) T.Lawrence pass short middle to E.Engram to TEN 40 for 14 yards (A.Adams).	P12
<u>1-10-TEN 40</u>	(13:07) (Shotgun) T.Lawrence scrambles left end ran ob at TEN 32 for 8 yards (J.Simmons).	
	PENALTY on JAX-B.Scherff, Offensive Holding, 10 yards, enforced at TEN 40 - No Play.	
1-20-50	(12:40) (Shotgun) T.Lawrence pass short left to D.Arnold to TEN 45 for 5 yards (A.Adams, M.Rice).	
2-15-TEN 45	(12:11) (Shotgun) J.Hasty up the middle to TEN 35 for 10 yards (A.Adams, M.Rice).	
3-5-TEN 35	(11:28) (Shotgun) T.Lawrence pass short right to Z.Jones to TEN 26 for 9 yards (A.Hooker).	P13
<u>1-10-TEN 26</u>	(10:48) T.Etienne right guard to TEN 27 for -1 yards (D.Walker).	
2-11-TEN 27	(10:10) (Shotgun) T.Lawrence pass short left to E.Engram to TEN 22 for 5 yards (T.Mitchell).	
3-6-TEN 22	(9:28) (Shotgun) T.Lawrence pass short left to J.Agnew to TEN 6 for 16 yards (B.Dupree).	P14
	Timeout #1 by JAX at 08:39.	
<u>1-6-TEN 6</u>	(8:39) PENALTY on TEN-B.Dupree, Neutral Zone Infraction, 3 yards, enforced at TEN 6 - No Play.	
1-3-TEN 3	(8:39) (Shotgun) T.Etienne right guard to TEN 1 for 2 yards (K.Strong, T.Basham).	
2-1-TEN 1	(7:58) (Shotgun) T.Lawrence right end for 1 yard, TOUCHDOWN.	R15
	Penalty on TEN-J.Simmons, Defensive Offside, declined.	
	(Pass formation) PENALTY on JAX-J.Taylor, False Start, 5 yards, enforced at TEN 2 - No Play.	
	R.Patterson extra point is GOOD, Center-R.Maticsik, Holder-L.Cooke.	

JAX 27 TEN 14, 12 plays, 72 yards, 1 penalty, 7:07 drive, 7:07 elapsed

R.Patterson kicks 65 yards from JAX 35 to end zone, Touchback.

Tennessee Titans at 7:53

1-10-TEN 25	(7:53) D.Henry right guard to TEN 26 for 1 yard (R.Robertson-Harris).	
	PENALTY on TEN-G.Swaim, Illegal Crackback, 12 yards, enforced at TEN 25 - No Play.	
1-22-TEN 13	(7:33) D.Henry left tackle to TEN 14 for 1 yard (R.Robertson-Harris).	
2-21-TEN 14	(6:53) (Shotgun) R.Tannehill sacked at TEN 8 for -6 yards (A.Key).	
3-27-TEN 8	(6:08) (Shotgun) R.Tannehill pass short right to C.Okonkwo to TEN 5 for -3 yards (D.Williams, A.Key).	
4-30-TEN 5	(5:29) R.Stonehouse punts 53 yards to JAX 42, Center-M.Cox. J.Agnew ran ob at JAX 49 for 7 yards (R.Stonehouse).	
	PENALTY on JAX-C.Claybrooks, Offensive Holding, 10 yards, enforced at JAX 47.	

Jacksonville Jaguars at 5:16

1-10-JAX 37	(5:16) T.Lawrence pass short middle to E.Engram pushed ob at TEN 42 for 21 yards (A.Adams).	P16
<u>1-10-TEN 42</u>	(4:44) T.Etienne left guard to TEN 40 for 2 yards (M.Rice; T.Tart).	
2-8-TEN 40	(4:03) T.Lawrence pass incomplete deep middle to Z.Jones (A.Adams).	
	Timeout #1 by TEN at 03:56.	
3-8-TEN 40	(3:56) (Shotgun) T.Lawrence pass incomplete deep left to M.Jones.	
	PENALTY on TEN-T.Mitchell, Defensive Pass Interference, 20 yards, enforced at TEN 40 - No Play.	X17
<u>1-10-TEN 20</u>	(3:51) (Shotgun) T.Etienne left tackle to TEN 21 for -1 yards (B.Dupree, N.Jones).	
2-11-TEN 21	(3:12) (Shotgun) T.Lawrence pass deep left to E.Engram for 21 yards, TOUCHDOWN.	P18
	(Pass formation) TWO-POINT CONVERSION ATTEMPT. T.Lawrence pass to C.Kirk is incomplete. ATTEMPT FAILS.	

JAX 33 TEN 14, 5 plays, 63 yards, 1 penalty, 2:09 drive, 11:53 elapsed

R.Patterson kicks 62 yards from JAX 35 to TEN 3. J.Chestnut to TEN 23 for 20 yards (R.Jenkins; S.Quarterman).

Tennessee Titans at 3:07, (1st play from scrimmage 3:01)

1-10-TEN 23	(3:01) (Shotgun) R.Tannehill sacked at TEN 19 for -4 yards (F.Fatukasi).	
2-14-TEN 19	(2:17) (Shotgun) R.Tannehill pass incomplete short left to N.Westbrook-Ikhine (T.Herndon).	
3-14-TEN 19	(2:13) (Shotgun) R.Tannehill pass short right to J.Chestnut pushed ob at TEN 23 for 4 yards (A.Wingard).	
4-10-TEN 23	(1:46) R.Stonehouse punts 51 yards to JAX 26, Center-M.Cox. J.Agnew to JAX 35 for 9 yards (K.Rader).	

Jacksonville Jaguars vs Tennessee Titans at Nissan Stadium

Penalty on JAX-T.Summers, Running Into the Kicker, declined.

Jacksonville Jaguars at 1:33

1-10-JAX 35 (1:33) T.Lawrence pass short right to M.Jones to TEN 43 for 22 yards (J.Schobert).

P19

1-10-TEN 43 (1:00) (Shotgun) PENALTY on JAX-L.Fortner, False Start, 5 yards, enforced at TEN 43 - No Play.

1-15-TEN 48 (:41) (Shotgun) T.Lawrence pass incomplete short left to C.Kirk (A.Hooker).

2-15-TEN 48 (:37) (Shotgun) T.Lawrence pass short left to Z.Jones ran ob at TEN 46 for 2 yards.

END OF QUARTER

	Score	Time Poss	First Downs				Efficiencies	
			R	P	X	T	3 Down	4 Down
Jacksonville Jaguars	33	10:49	1	7	1	9	2/2	0/0
Tennessee Titans	14	4:11	0	0	0	0	0/2	0/0

Play By Play

Fourth Quarter

12/11/2022

Jacksonville Jaguars continued.

- 3-13-TEN 46 (15:00) (Shotgun) T.Lawrence pass short middle to E.Engram to TEN 36 for 10 yards (B.Dupree).
 4-3-TEN 36 (14:12) (Shotgun) T.Lawrence pass incomplete short right to Z.Jones (R.Weaver).

Tennessee Titans at 14:09

- 1-10-TEN 36 (14:09) (Shotgun) D.Henry FUMBLES (Aborted) at TEN 31, RECOVERED by JAX-A.Key at TEN 30. A.Key to TEN 30 for no gain (D.Daley).

Jacksonville Jaguars at 14:04

- 1-10-TEN 30 (14:04) T.Etienne left end to TEN 23 for 7 yards (K.Byard, G.Mabin).
 2-3-TEN 23 (13:29) T.Etienne up the middle to TEN 18 for 5 yards (A.Adams). R20
1-10-TEN 18 (12:50) T.Etienne up the middle to TEN 20 for -2 yards (R.Weaver).
 2-12-TEN 20 (12:12) J.Hasty left guard to TEN 21 for -1 yards (B.Dupree).
 3-13-TEN 21 (11:28) (Shotgun) T.Lawrence pass short middle to C.Kirk to TEN 14 for 7 yards (D.Cole).
 4-6-TEN 14 (10:55) R.Patterson 33 yard field goal is GOOD, Center-R.Maticsk, Holder-L.Cooke.

JAX 36 TEN 14, 6 plays, 16 yards, 3:12 drive, 4:08 elapsed
--

R.Patterson kicks 62 yards from JAX 35 to TEN 3. J.Chestnut to TEN 36 for 33 yards (T.Summers).

Tennessee Titans at 10:52, (1st play from scrimmage 10:45)

- 1-10-TEN 36 (10:45) (Shotgun) PENALTY on TEN-D.Daley, False Start, 5 yards, enforced at TEN 36 - No Play.
 1-15-TEN 31 (10:45) (Shotgun) R.Tannehill pass deep left to C.Conley to JAX 42 for 27 yards (A.Wingard). P14
1-10-JAX 42 (10:23) (No Huddle, Shotgun) R.Tannehill pass short right to R.Woods ran ob at JAX 37 for 5 yards.
 2-5-JAX 37 (9:48) (Shotgun) R.Tannehill pass short middle to A.Hooper to JAX 28 for 9 yards (T.Herndon; F.Oluokun). P15
1-10-JAX 28 (9:26) (No Huddle, Shotgun) R.Tannehill pass short left to N.Westbrook-Ikhine pushed ob at JAX 23 for 5 yards.
 PENALTY on TEN-R.Woods, Offensive Pass Interference, 10 yards, enforced at JAX 28 - No Play.
 1-20-JAX 38 (9:08) (Shotgun) R.Tannehill pass incomplete deep left to R.McMath (T.Campbell).
 2-20-JAX 38 (9:03) (Shotgun) R.Tannehill pass short middle to A.Hooper pushed ob at JAX 14 for 24 yards (J.Allen). P16
1-10-JAX 14 (8:37) (No Huddle, Shotgun) R.Tannehill pass short middle to D.Henry to JAX 11 for 3 yards (F.Oluokun, K.Chaisson).
 2-7-JAX 11 (8:15) (No Huddle, Shotgun) R.Tannehill scrambles up the middle to JAX 3 for 8 yards (F.Oluokun, T.Herndon). R17
1-3-JAX 3 (7:54) (No Huddle, Shotgun) D.Henry up the middle to JAX 2 for 1 yard (D.Hamilton).
 2-2-JAX 2 (7:24) (No Huddle, Shotgun) R.Tannehill pass incomplete short middle to N.Westbrook-Ikhine [D.Smoot].
 3-2-JAX 2 (7:20) (Shotgun) R.Tannehill pass short right to N.Westbrook-Ikhine for 2 yards, TOUCHDOWN [A.Wingard]. P18
 The Replay Official reviewed the pass completion ruling, and the play was Upheld. The ruling on the field stands.
 (Pass formation) TWO-POINT CONVERSION ATTEMPT. R.Tannehill pass to C.Okonkwo is complete. ATTEMPT SUCCEEDS.

JAX 36 TEN 22, 10 plays, 64 yards, 3:37 drive, 7:45 elapsed

R.Bullock kicks 62 yards from TEN 35 to JAX 3. J.Agnew to JAX 14 for 11 yards (J.Jones).

Jacksonville Jaguars at 7:15, (1st play from scrimmage 7:10)

- 1-10-JAX 14 (7:10) T.Lawrence pass short right to C.Manhertz pushed ob at JAX 35 for 21 yards (G.Mabin). P21
1-10-JAX 35 (6:30) T.Etienne right guard to JAX 35 for no gain (M.Rice).
 2-10-JAX 35 (5:45) (Shotgun) T.Lawrence pass incomplete short right to E.Engram.
 3-10-JAX 35 (5:42) (Shotgun) T.Lawrence scrambles right end to JAX 42 for 7 yards (A.Adams).
 Timeout #2 by TEN at 05:34.
 4-3-JAX 42 (5:34) L.Cooke punts 39 yards to TEN 19, Center-R.Maticsk. J.Thompson MUFFS catch, ball out of bounds at TEN 9.

Tennessee Titans at 5:24

- 1-10-TEN 9 (5:24) (Shotgun) R.Tannehill pass incomplete short middle to R.Woods.
 2-10-TEN 9 (5:20) (Shotgun) R.Tannehill scrambles left end pushed ob at TEN 17 for 8 yards (A.Key).
 3-2-TEN 17 (4:40) (Shotgun) R.Tannehill pass short middle to N.Westbrook-Ikhine to TEN 25 for 8 yards (F.Oluokun). P19
1-10-TEN 25 (4:23) (No Huddle, Shotgun) R.Tannehill pass short right to A.Hooper to TEN 42 for 17 yards (D.Williams). P20
1-10-TEN 42 (4:03) (No Huddle, Shotgun) R.Tannehill pass incomplete short right to R.Woods (D.Williams).
 2-10-TEN 42 (3:59) (Shotgun) R.Tannehill pass short left to C.Okonkwo to 50 for 8 yards (D.Lloyd; R.Jenkins).
 3-2-50 (3:36) (No Huddle, Shotgun) R.Tannehill pass short left to D.Henry to JAX 35 for 15 yards (F.Oluokun, T.Campbell). P21
1-10-JAX 35 (3:11) (No Huddle, Shotgun) R.Tannehill pass incomplete short middle to N.Westbrook-Ikhine (T.Herndon).
 2-10-JAX 35 (3:08) (Shotgun) R.Tannehill pass short right to C.Okonkwo to JAX 20 for 15 yards (F.Oluokun, D.Lloyd). P22
1-10-JAX 20 (2:41) (No Huddle, Shotgun) R.Tannehill pass incomplete deep left to R.McMath (T.Campbell).
 2-10-JAX 20 (2:36) (Shotgun) R.Tannehill sacked at JAX 28 for -8 yards (J.Allen).

Jacksonville Jaguars vs Tennessee Titans at Nissan Stadium

3-18-JAX 28 (2:13) (No Huddle, Shotgun) R.Tannehill pass incomplete short right to D.Henry [A.Key].

4-18-JAX 28 (2:07) (Shotgun) R.Tannehill pass incomplete deep right to R.McMath [J.Allen].

Two-Minute Warning

Jacksonville Jaguars at 1:59

1-10-JAX 28 (1:59) T.Etienne right guard to JAX 31 for 3 yards (K.Strong).

Timeout #3 by TEN at 01:54.

2-7-JAX 31 (1:54) T.Etienne right guard to JAX 35 for 4 yards (D.Walker, N.Jones).

Timeout #2 by JAX at 01:08.

3-3-JAX 35 (1:08) T.Etienne up the middle to JAX 41 for 6 yards (A.Adams; M.Rice).

1-10-JAX 41 (:30) T.Lawrence kneels to JAX 40 for -1 yards.

R22

END OF QUARTER

	Score	Time Poss	First Downs				Efficiencies	
			R	P	X	T	3 Down	4 Down
Jacksonville Jaguars	36	7:53	2	1	0	3	1/4	0/1
Tennessee Titans	22	7:07	1	8	0	9	3/4	0/1

Miscellaneous Statistics Report

Jacksonville Jaguars vs Tennessee Titans
12/11/2022 at Nissan Stadium

Ten Longest Plays for Jacksonville Jaguars

Yards	Qtr	Play Start	Play Description
25	2	2-7-TEN 39	(11:19) (Shotgun) T.Lawrence pass short left to E.Engram to TEN 14 for 25 yards (K.Byard).
23	2	1-10-JAX 22	(1:49) T.Lawrence pass deep left to C.Kirk to JAX 45 for 23 yards (A.Adams).
22	3	1-10-JAX 35	(1:33) T.Lawrence pass short right to M.Jones to TEN 43 for 22 yards (J.Schobert).
21	3	1-10-JAX 37	(5:16) T.Lawrence pass short middle to E.Engram pushed ob at TEN 42 for 21 yards (A.Adams).
21	3	2-11-TEN 21	(3:12) (Shotgun) T.Lawrence pass deep left to E.Engram for 21 yards, TOUCHDOWN.
21	4	1-10-JAX 14	(7:10) T.Lawrence pass short right to C.Manhertz pushed ob at JAX 35 for 21 yards (G.Mabin).
20	2	2-1-TEN 20	(:15) (Shotgun) T.Lawrence pass incomplete deep right to Z.Jones (R.McCreary). The Replay Official reviewed the incomplete pass ruling, and the play was REVERSED. (Shotgun) T.Lawrence pass deep right to Z.Jones for 20 yards, TOUCHDOWN.
18	2	3-2-TEN 47	(:27) (Shotgun) T.Lawrence pass short middle to E.Engram pushed ob at TEN 29 for 18 yards (A.Adams).
16	3	3-6-TEN 22	(9:28) (Shotgun) T.Lawrence pass short left to J.Agnew to TEN 6 for 16 yards (B.Dupree).
14	3	2-10-JAX 46	(13:43) (Shotgun) T.Lawrence pass short middle to E.Engram to TEN 40 for 14 yards (A.Adams).

Ten Longest Plays for Tennessee Titans

Yards	Qtr	Play Start	Play Description
50	1	2-10-TEN 25	(5:56) (Shotgun) D.Henry up the middle to JAX 25 for 50 yards (A.Wingard, D.Williams).
27	4	1-15-TEN 31	(10:45) (Shotgun) R.Tannehill pass deep left to C.Conley to JAX 42 for 27 yards (A.Wingard).
24	4	2-20-JAX 38	(9:03) (Shotgun) R.Tannehill pass short middle to A.Hooper pushed ob at JAX 14 for 24 yards (J.Allen).
21	2	2-8-TEN 42	(2:33) D.Henry left tackle to JAX 37 for 21 yards (A.Wingard).
18	1	1-10-JAX 37	(11:21) R.Tannehill pass short middle to R.Woods to JAX 19 for 18 yards (D.Thomas).
17	2	3-6-TEN 45	(13:41) (Shotgun) R.Tannehill pass deep left to R.Woods to JAX 38 for 17 yards (T.Herndon).
17	4	1-10-TEN 25	(4:23) (No Huddle, Shotgun) R.Tannehill pass short right to A.Hooper to TEN 42 for 17 yards (D.Williams).
15	4	3-2-50	(3:36) (No Huddle, Shotgun) R.Tannehill pass short left to D.Henry to JAX 35 for 15 yards (F.Oluokun, T.Campbell).
15	4	2-10-JAX 35	(3:08) (Shotgun) R.Tannehill pass short right to C.Okonkwo to JAX 20 for 15 yards (F.Oluokun, D.Lloyd).
13	1	3-5-TEN 29	(13:56) (Shotgun) R.Tannehill pass short right to N.Westbrook-Ikhine to TEN 42 for 13 yards (A.Wingard). JAX-A.Wingard

Touchdown Scoring Information

		Offense	Defense	Special Teams
VISITOR	Jacksonville Jaguars	4	0	0
HOME	Tennessee Titans	3	0	0

Player Scoring Information

Club	Player	TD	Rush TD	Rec TD	KO TD	Punt TD	Int TD	Fum TD	Misc TD	FG	XP	2Pt Rush	2Pt Rec	Sfty	Points
JAX	E.Engram	0	0	2	0	0	0	0	0	0	0	0	0	0	12
JAX	R.Patterson	0	0	0	0	0	0	0	0	3	3	0	0	0	12
JAX	T.Lawrence	0	1	0	0	0	0	0	0	0	0	0	0	0	6
JAX	Z.Jones	0	0	1	0	0	0	0	0	0	0	0	0	0	6
TEN	C.Okonkwo	0	0	1	0	0	0	0	0	0	0	0	1	0	8
TEN	D.Henry	0	1	0	0	0	0	0	0	0	0	0	0	0	6
TEN	N.Westbrook-Ikhine	0	0	1	0	0	0	0	0	0	0	0	0	0	6
TEN	R.Bullock	0	0	0	0	0	0	0	0	0	2	0	0	0	2

Possession Detail

	First Half		Second Half		Game	
	Visitor	Home	Visitor	Home	Visitor	Home
Largest Lead	6	7	22	0	22	7
Drives Leading	0	4	6	0	6	4
Time of Possession Leading	0:00	6:50	18:42	0:00	18:42	6:50
Largest Deficit	-7	-6	0	-22	-7	-22
Drives Trailing	6	1	0	5	6	6
Time of Possession Trailing	14:10	0:11	0:00	11:18	14:10	11:29
Times Score Tied Up		1		0		1
Lead Changes		3		0		3

Playtime Percentage

Percent of playtime per player on offense, defense and special teams (Unofficial)

Jacksonville Jaguars

Tennessee Titans

		Jacksonville Jaguars				Tennessee Titans					
		Offense	Defense	Special Teams		Offense	Defense	Special Teams			
J Taylor	T	72	100%	6	23%	A Brewer	G	67	100%	2	8%
L Fortner	C	72	100%	6	23%	D Daley	T	67	100%	2	8%
T Shatley	G	72	100%	6	23%	N Davis	G	67	100%	2	8%
T Lawrence	QB	72	100%			N Petit-Frere	T	67	100%	2	8%
B Scherff	G	72	100%			B Jones	C	67	100%		
C Robinson	T	72	100%			R Tannehill	QB	67	100%		
C Kirk	WR	61	85%	1	4%	N Westbrook-Ikhine	WR	64	96%		
E Ingram	TE	57	79%	1	4%	R Woods	WR	58	87%	1	4%
Z Jones	WR	56	78%	1	4%	D Henry	RB	50	75%		
T Etienne	RB	54	75%			A Hooper	TE	36	54%		
M Jones	WR	35	49%			C Okonkwo	TE	33	49%	11	42%
C Manhertz	TE	30	42%	10	38%	C Conley	WR	32	48%	11	42%
J Hasty	RB	18	25%	14	54%	R McMath	WR	22	33%	6	23%
D Arnold	TE	15	21%	4	15%	G Swaim	TE	17	25%	10	38%
T Jones	WR	12	17%	11	42%	D Hilliard	RB	9	13%	6	23%
L Farrell	TE	11	15%	7	27%	J Chestnut	RB	7	10%	12	46%
J Agnew	WR	11	15%	7	27%	L Clark	T	5	7%	2	8%
R Jenkins	SS		67 100%	11	42%	K Rader	TE	2	3%	15	58%
F Oluokun	LB		67 100%	3	12%	R McCreary	CB		72 100%	6	23%
D Lloyd	LB		67 100%	2	8%	K Byard	FS		72 100%		
T Campbell	CB		67 100%	2	8%	A Hooker	FS		63 88%	8	31%
D Williams	CB		63 94%	2	8%	J Simmons	DT		60 83%	6	23%
A Wingard	FS		59 88%	6	23%	D Cole	LB		59 82%	17	65%
J Allen	LB		48 72%	2	8%	B Dupree	LB		59 82%		
T Herndon	CB		41 61%			T Mitchell	CB		59 82%		
D Hamilton	DT		38 57%	2	8%	A Adams	SS		56 78%	18	69%
F Fatukasi	DT		38 57%			M Rice	LB		51 71%	7	27%
D Smoot	DE		37 55%			T Tart	DT		40 56%	7	27%
R Robertson-Harris	DT		37 55%			D Walker	DE		35 49%		
T Walker	LB		34 51%	2	8%	R Weaver	LB		28 39%	6	23%
A Key	LB		33 49%	2	8%	T Basham	DE		26 36%	7	27%
A Gotsis	DE		22 33%	25	96%	M Edwards	DT		25 35%	6	23%
D Thomas	SS		8 12%	15	58%	J Schobert	LB		23 32%	8	31%
K Chaisson	LB		8 12%	9	35%	J Kalu	FS		17 24%	15	58%
S Quarterman	LB		3 4%	17	65%	N Jones	DT		13 18%	1	4%
C Johnson	LB			17	65%	G Mabin	CB		13 18%		
T Summers	LB			17	65%	K Strong	DE		11 15%	6	23%
C Claybrooks	CB			14	54%	J Gibbens	LB		7 10%	18	69%
R Patterson	K			13	50%	J Reid	CB		3 4%	3	12%
M Brown	CB			11	42%	J Jones	LB			24	92%
L Cooke	P			10	38%	J Thompson	DB			16	62%
R Maticcik	LS			9	35%	D Harris	CB			7	27%
B Hance	G			6	23%	R Bullock	K			6	23%
C Van Lanen	G			6	23%	M Cox	LS			5	19%
W Little	T			6	23%						

T Gillespie

SS

3

12% R Stonehouse

P

5

19%

C Levin

C

2

8%

2022 TENNESSEE TITANS REGULAR SEASON STATISTICS

Won 7, Lost 6

Date	W-L	Score	OT	Opponent	Attendance
09/11	L	20-21		N.Y. Giants	67,805
09/19	L	7-41		at Buffalo	70,683
09/25	W	24-22		Las Vegas	68,649
10/02	W	24-17		at Indianapolis	65,781
10/09	W	21-17		at Washington	51,836
10/23	W	19-10		Indianapolis	69,459
10/30	W	17-10		at Houston	68,467
11/06	L	17-20	OT	at Kansas City	73,475
11/13	W	17-10		Denver	69,240
11/17	W	27-17		at Green Bay	77,506
11/27	L	16-20		Cincinnati	69,441
12/04	L	10-35		at Philadelphia	69,879
12/11	L	22-36		Jacksonville	68,409
12/18				at L.A. Chargers	
12/24				Houston	
12/29				Dallas	
01/08				at Jacksonville	

Statistic	Tenn.	Opp.
Total First Downs	208	262
Rushing	74	71
Passing	116	168
Penalty	18	23
3rd Down: Made/Att	60/163	55/174
3rd Down Pct.	36.8	31.6
4th Down: Made/Att	5/10	17/23
4th Down Pct.	50.0	73.9
Possession Avg.	29:03	30:57
Total Net Yards	3860	4745
Avg. Per Game	296.9	365.0
Total Plays	740	847
Avg. Per Play	5.2	5.6
Net Yards Rushing	1576	1057
Avg. Per Game	121.2	81.3
Total Rushes	366	290
Net Yards Passing	2284	3688
Avg. Per Game	175.7	283.7
Sacked/Yards Lost	35/248	33/222
Gross Yards	2532	3910
Att./Completions	339/213	524/342
Completion Pct.	62.8	65.3
Had Intercepted	6	9
Punts/Average	69/53.4	65/45.4
Net Punting Avg.	69/44.4	65/40.1
Penalties/Yards	84/700	101/721
Fumbles/Ball Lost	15/9	15/4
Touchdowns	28	32
Rushing	12	6
Passing	14	25
Returns	2	1

Score By Periods	Q1	Q2	Q3	Q4	OT	PTS
Team	73	98	40	30	0	241
Opponents	36	90	95	52	3	276

Scoring	TD	Rush	Rec	Ret	K-PAT	FG	S	PTS
Henry	11	11	0	0			0	66
Bullock	0	0	0	0	22/22	12/14	0	58
Hilliard	4	0	4	0			0	24
Westbrook-Ikhine	3	0	3	0			0	18
Okonkwo	2	0	2	0			0	14
Burks	2	0	1	1			0	12
Hooper	2	0	2	0			0	12
Shudak	0	0	0	0	1/1	3/4	0	10
Adams	1	0	0	1			0	6
Swaim	1	0	1	0			0	6
Tannehill	1	1	0	0			0	6
Woods	1	0	1	0			0	6
Lambo	0	0	0	0	3/4	0/0	0	3
Team	28	12	14	2	26/27	15/18	0	241
Opponents	32	6	25	1	24/26	18/20	0	276

2-Pt Conv: Okonkwo, TM 1-1, OPP 3-6

Sacks: Autry 7, Simmons 6.5, Weaver 5.5, Walker 4.5, Dupree 4, Edwards LG 3, Edwards TM 3, Cole 1, N. Jones 1, Okuyinonu 0.5, **TM 33, OPP 35**

FUM/Lost: Henry 4/2, Tannehill 3/2, Phillips 2/2, Willis 2/2, Board(LG) 1/0, Board(TM) 1/0, Hooker 1/0, Thompson(LG) 1/0, Thompson(TM) 1/0, Woods 1/1

Rushing	No.	Yds	Avg	Long	TD
Henry	275	1199	4.4	56	11
Hilliard	22	145	6.6	30	0
Tannehill	31	97	3.1	17	1
Willis	19	72	3.8	17	0
Haskins	10	42	4.2	9	0
Chestnut	5	13	2.6	5	0
Burks	2	12	6.0	8	0
Okonkwo	2	-4	-2.0	0	0
Team	366	1576	4.3	56	12
Opponents	290	1057	3.6	68	6

Receiving	No.	Yds	Avg	Long	TD
Woods	38	406	10.7	41	1
Hooper	32	347	10.8	24	2
Henry	26	320	12.3	69	0
Burks	25	359	14.4	51	1
Westbrook-Ikhine	22	370	16.8	63t	3
Okonkwo	21	320	15.2	48	2
Hilliard	21	177	8.4	31	4
Swaim	9	50	5.6	13	1
Phillips	8	78	9.8	21	0
Hollister	3	54	18.0	27	0
Haskins	3	7	2.3	5	0
Chestnut	2	8	4.0	4	0
Conley	1	27	27.0	27	0
Board	1	6	6.0	6	0
Kinsey	1	3	3.0	3	0
Team	213	2532	11.9	69	14
Opponents	342	3910	11.4	75t	25

Interceptions	No.	Yds	Avg	Long	TD
Long	2	4	2.0	4	0
Adams	1	76	76.0	76t	1
Byard	1	24	24.0	24	0
McCreary	1	4	4.0	4	0
Mitchell	1	1	1.0	1	0
Fulton	1	0	0.0	0	0
Hooker	1	0	0.0	0	0
Tart	1	0	0.0	0	0
Team	9	109	12.1	76t	1
Opponents	6	124	20.7	43t	1

Punting	No.	Yds	Avg	Net	TB	In	Lg	B
Stonehouse	69	3683	53.4	44.4	7	24	74	0
Team	69	3683	53.4	44.4	7	24	74	0
Opponents	65	2952	45.4	40.1	3	21	69	0

Punt Returns	Ret	FC	Yds	Avg	Long	TD
Board	14	5	147	10.5	19	0
Woods	8	10	72	9.0	21	0
Phillips	5	2	62	12.4	46	0
Hilliard	2	0	4	2.0	4	0
Hooker	1	0	0	0.0	0	0
Thompson	1	0	0	0.0	0	0
Team	31	17	285	9.2	46	0
Opponents	45	9	480	10.7	27	0

Kickoff Returns	No.	Yds	Avg	Long	TD
Haskins	19	414	21.8	37	0
Board	4	82	20.5	22	0
Cannon	2	33	16.5	19	0
Chestnut	2	53	26.5	33	0
Hilliard	1	23	23.0	23	0
Team	28	605	21.6	37	0
Opponents	25	455	18.2	32	0

Field Goals	1-19	20-29	30-39	40-49	50+
Bullock	0/0	4/4	3/3	5/7	0/0
Shudak	0/0	1/1	2/3	0/0	0/0
Team	0/0	5/5	5/6	5/7	0/0
Opponents	0/0	4/4	8/8	4/5	2/3

Bullock: (46G,23G,47N) () (48G) (44G) () (27G,28G,38G,48G) (48N,29G) (44G) (35G) () (36G) ()

Shudak: () () () () () () () (33G,35N,24G,38G) () ()

OPP: () (49G,37G) (21G,32G,35G) (27G,51N) (50G) (50G) (43G) (23G,47N,28G) (39G) (39G) (47G,38G) () (37G,43G, 33G)

Passing	Att	Cmp	Yds	Cmp%	Yds/Att	TD	TD%	Int	Int%	Long	Sack/Lost	Rating
Tannehill	303	197	2371	65.0	7.83	13	4.3	5	1.7	69	29/210	96.3
Willis	34	14	157	41.2	4.62	0	0.0	1	2.9	48	6/38	43.4
Henry	2	2	4	100.0	2.00	1	50.0	0	0.0	3t	0/0	118.8
Team	339	213	2532	62.8	7.47	14	4.1	6	1.8	69	35/248	92.0
Opponents	524	342	3910	65.3	7.46	25	4.8	9	1.7	75t	33/222	96.3

TITANS LOSE ON LAST-SECOND FIELD GOAL TO CHARGERS, 17-14

BY JIM WYATT
TENNESSEETITANS.COM
DECEMBER 19, 2022

INGLEWOOD, Calif. – The Titans headed West looking to find a spark against the Chargers.

Their hopes flamed out in heart-breaking fashion in the final moments of a 17-14 loss here at SoFi Stadium.

"There's nothing I could tell them to make them not be disappointed, upset," Titans coach Mike Vrabel said after the game. "They spilled their guts out there."

With the loss, the Titans dropped to 7-7.

It was the team's fourth straight loss, and now things are getting really serious with just three weeks left in the regular season – the Jaguars (6-8) are now just one game back in the race for the AFC South.

"They all hurt," Titans safety Kevin Byard said. "It is definitely frustrating, and it has been a frustrating last four weeks for sure."

The Titans rallied to tie it late.

Trailing 14-7 in the closing minutes, the Titans put together an 11-play, 74-yard drive to tie the game, as quarterback Ryan Tannehill scored on a one-yard touchdown run to make it 14-14 with 48 seconds left.

But the Chargers quickly drove down the field, and then kicker Cameron Dicker kicked a 43-yard field goal with four seconds left to win it.

"It's crushing," Tannehill said. "We found a way to battle back, and we made the plays we needed to tie the game, and we were thinking we

were going to overtime at that point.

"Guys were ready to go win the game in overtime, and obviously they made some plays at the end and got themselves in a position to win the game."

Titans running back Derrick Henry ran for 104 yards and a touchdown in the contest, and he totaled 163 scrimmage yards.

On defense, the Titans came up with three sacks, and two interceptions.

Tannehill, who completed 15-of-22 passes for 165 yards in the game, left the game after suffering an ankle injury on Tennessee's first possession, and he was carted off.

But Tannehill later returned to the game, in the second quarter, and he guided the team to a six-play, 63-yard touchdown drive immediately after returning to tie the game at 7-7 after the Chargers took a 7-0 lead on a one-yard touchdown run by running back Joshua Kelley in the first quarter.

Henry scored on a four-yard run in the second quarter on Tannehill's first possession since the injury, which tied the game at 7-7 with 10:09 left before halftime.

Right before the end of the half, the Titans turned in one arguably their best defensive play of the year, thanks to defensive backs Roger McCreary and Joshua Kalu.

With Chargers quarterback Justin Herbert trying to connect with receiver Mike Williams in the end zone, a quick-thinking McCreary caught the ball as his momentum was carrying him out of bounds, and he then alertly relayed the ball to Kalu, who managed to get both feet inbounds for an interception, and a touchback.

It was the team's first turnover on defense since the team's November 13 game against the Broncos, and as a result the game headed to halftime with a 7-7 score.

"That play, I always wanted to do something like that," McCreary said. "I knew I wasn't going to catch it inbounds, but I saw my partner Kalu over there. I passed it to him, and it worked out good."

Chargers defensive back Nasir Adderley intercepted Tannehill midway through the third quarter, and it put Los Angeles in business near midfield.

But Byard stepped in front of a Herbert pass to get the ball back, and give Tennessee's its second interception of the game.

The Titans had a chance to take the lead early in the first quarter, but a 51-yard field goal by kicker Randy Bullock sailed wide right and the game remained tied at 7-7 with 13:34 left in the fourth quarter.

The Chargers then surged ahead, scoring on a three-yard touchdown run by Austin Ekeler to take a 14-7 lead with 10:28 left in the contest.

The Titans then put together a gut-check drive to tie it late, only to see it slip away.

The Titans return to action on Saturday against the Texans at Nissan Stadium.

"We have to find a way to win one," Henry said. "We fought to the end, but we came up short. We have to have urgency. We don't want to keep letting this happen. It's getting close, and we have to find a way to win a game."

###

National Football League Game Summary

NFL Copyright © 2022 by The National Football League. All rights reserved. This summary and play-by-play is for the express purpose of assisting media in their coverage of the game; any other use of this material is prohibited without the written permission of the National Football League.

Date: Sunday, 12/18/2022

Tennessee Titans at Los Angeles Chargers
at SoFi Stadium, Inglewood, CA

Start Time: 1:25 PM PST

Game Day Weather

Temp: 64° F (17.8° C) Humidity: 32%, Wind: NE 9 mph

Played Closed Stadium on Turf: Matrix Turf

Officials

Referee: Clark, Land (130)	Umpire: King, Paul (121)	Down Judge: Stephan, Tom (68)
Line Judge: Bolinger, Brian (40)	Field Judge: Banks, Michael (72)	Side Judge: Pender, Dominique (114)
Back Judge: Meyer, Greg (78)	Replay Official: Campbell, Randy (0)	

Lineups

Tennessee Titans				Los Angeles Chargers			
Offense		Defense		Offense		Defense	
WR 15	N.Westbrook-Ikhine	OLB 48	B.Dupree	WR 81	M.Williams	EDGE 52	K.Mack
TE 85	C.Okonkwo	DT 98	J.Simmons	LT 68	J.Salyer	DL 56	M.Fox
LT 71	D.Daley	DT 90	N.Jones	LG 71	M.Feiler	DL 96	B.Fehoko
LG 55	A.Brewer	DE 94	M.Edwards	C 63	C.Linsley	DL 69	S.Joseph
C 60	B.Jones	ILB 53	D.Cole	RG 77	Z.Johnson	EDGE 8	K.Van Noy
RG 64	N.Davis	LB 56	M.Rice	RT 79	T.Pipkins	LB 49	D.Tranquill
RT 78	N.Petit-Frere	CB 21	R.McCreary	TE 7	G.Everett	LB 9	K.Murray
TE 87	G.Swaim	DB 23	J.Reid	WR 13	K.Allen	CB 43	M.Davis
WR 2	R.Woods	DB 39	T.Mitchell	QB 10	J.Herbert	S 24	N.Adderley
QB 17	R.Tannehill	S 47	A.Adams	RB 25	J.Kelley	S 32	A.Gilman
RB 22	D.Henry	S 31	K.Byard	RB 30	A.Ekeler	DB 36	J.Taylor

Substitutions

P 4 R.Stonehouse, QB 7 M.Willis, WR 12 M.Kinsey, WR 13 R.McMath, K 14 R.Bullock, WR 19 C.Conley, CB 20 L.Johnson, RB 25 H.Haskins, DB 28 J.Kalu, DB 29 J.Thompson, CB 32 G.Mabin, RB 36 J.Chestnut, DB 38 D.Harris, LB 42 J.Jones, LS 46 M.Cox, LB 50 J.Gibbens, LB 54 A.Smith, OLB 57 T.Basham, T 61 L.Clark, C/G 62 C.Levin, OL 75 D.Radunz, TE 81 A.Hooper, TE 86 K.Rader, DL 95 D.Walker, DE 97 K.Strong, OLB 99 R.Weaver

Substitutions

WR 1 D.Carter, WR 5 J.Palmer, K 15 C.Dicker, P 16 J.Scott, CB 23 B.Callahan, CB 26 A.Samuel, LB 31 N.Niemann, DB 33 D.Leonard, CB 37 K.Hall, FB 40 Z.Horvath, S 41 R.Layne, LB 42 T.Reeder, LS 47 J.Harris, LB 57 A.Ogbongbemiga, OLB 59 D.Tuszka, G/T 64 B.Jaimes, C/G 76 W.Clapp, TE 88 T.McKitty, TE 89 D.Parham, DL 90 T.Davison, DL 92 J.Gaziano, OLB 94 C.Rumph

Did Not Play

Did Not Play

QB 4 C.Daniel, RB 28 I.Spiller, TE 48 S.Smartt, T 73 F.Sarell

Not Active

Not Active

WR 16 T.Burks, CB 26 K.Fulton, CB 30 T.Avery, DB 37 A.Hooker, G 70 J.Roos, DT 93 T.Tart, DL 96 D.Autry

QB 2 E.Stick, S 3 D.James, RB 20 S.Michel, S 22 J.Woods, T 74 S.Norton, WR 83 M.Bandy, DL 91 C.Hinton

Field Goals (made () & missed)

	R.Bullock	51WR	C.Dicker	(43)			
			1	2	3	4	OT
VISITOR:	Tennessee Titans		0	7	0	7	0
HOME:	Los Angeles Chargers		7	0	0	10	0
							Total

Scoring Plays

Team	Qtr	Time	Play Description (Extra Point) (Drive Info)	Visitor	Home
Chargers	1	4:25	J.Kelley 1 yd. run (C.Dicker kick) (14-68, 8:11)	0	7
Titans	2	10:09	D.Henry 4 yd. run (R.Bullock kick) (6-63, 2:15)	7	7
Chargers	4	10:28	A.Ekeler 3 yd. run (C.Dicker kick) (6-59, 3:06)	7	14
Titans	4	0:48	R.Tannehill 1 yd. run (R.Bullock kick) (11-74, 2:09)	14	14
Chargers	4	0:04	C.Dicker 43 yd. Field Goal (6-52, 0:44)	14	17

Paid Attendance: 70,240

Time: 3:02

Final Individual Statistics

Tennessee Titans

RUSHING	ATT	YDS	AVG	LG	TD
D.Henry	21	104	5.0	13	1
M.Willis	1	8	8.0	8	0
H.Haskins	1	8	8.0	8	0
C.Okonkwo	1	6	6.0	6	0
R.Tannehill	3	1	0.3	1	1
Total	27	127	4.7	13	2

PASSING	ATT	CMP	YDS	SK/YD	TD	LG	IN	RT
R.Tannehill	22	15	165	4/28	0	37	1	71.2
M.Willis	4	3	20	0/0	0	7	0	85.4
Total	26	18	185	4/28	0	37	1	73.4

PASS RECEIVING	TAR	REC	YDS	AVG	LG	TD
D.Henry	4	4	59	14.8	37	0
C.Okonkwo	5	4	54	13.5	28	0
C.Conley	3	3	19	6.3	7	0
A.Hooper	4	2	33	16.5	17	0
R.Woods	4	2	12	6.0	8	0
H.Haskins	2	2	7	3.5	9	0
R.McMath	2	1	1	1.0	1	0
N.Westbrook-Ikhine	2	0	0	0.0	0	0
Total	26	18	185	10.3	37	0

INTERCEPTIONS	NO	YDS	AVG	LG	TD
K.Byard	1	3	3.0	3	0
J.Kalu	1	0	0.0	0	0
Total	2	3	1.5	3	0

PUNTING	NO	YDS	AVG	NET	TB	IN20	LG
R.Stonehouse	7	392	56.0	45.6	1	4	68
Total	7	392	56.0	45.6	1	4	68

PUNT RETURNS	NO	YDS	AVG	FC	LG	TD
M.Kinsey	2	0	0.0	3	0	0
[OUT OF BOUNDS]	1	0	0.0	0	0	0
[TOUCHBACK]	1	0	0.0	0	0	0
Total	2	0	0.0	3	0	0

KICKOFF RETURNS	NO	YDS	AVG	FC	LG	TD
J.Chestnut	1	6	6.0	0	6	0
K.Rader	0	0	0.0	0	0	0
[TOUCHBACK]	3	0	0.0	0	0	0
Total	1	6	6.0	0	6	0

Los Angeles Chargers

RUSHING	ATT	YDS	AVG	LG	TD
A.Ekeler	12	58	4.8	12	1
J.Kelley	10	24	2.4	4	1
J.Herbert	1	2	2.0	2	0
D.Carter	1	-10	-10.0	-10	0
Total	24	74	3.1	12	2

PASSING	ATT	CMP	YDS	SK/YD	TD	LG	IN	RT
J.Herbert	42	28	313	3/22	0	35	2	68.8
Total	42	28	313	3/22	0	35	2	68.8

PASS RECEIVING	TAR	REC	YDS	AVG	LG	TD
K.Allen	9	8	86	10.8	31	0
J.Palmer	5	5	49	9.8	14	0
M.Williams	8	4	67	16.8	35	0
G.Everett	6	4	42	10.5	21	0
D.Parham	3	3	35	11.7	18	0
A.Ekeler	3	2	12	6.0	7	0
D.Carter	2	1	15	15.0	15	0
J.Kelley	2	1	7	7.0	7	0
Total	38	28	313	11.2	35	0

INTERCEPTIONS	NO	YDS	AVG	LG	TD
N.Adderley	1	0	0.0	0	0
Total	1	0	0.0	0	0

PUNTING	NO	YDS	AVG	NET	TB	IN20	LG
J.Scott	7	291	41.6	38.7	1	2	54
Total	7	291	41.6	38.7	1	2	54

PUNT RETURNS	NO	YDS	AVG	FC	LG	TD
D.Carter	4	53	13.3	1	18	0
[DOWNED]	1	0	0.0	0	0	0
[TOUCHBACK]	1	0	0.0	0	0	0
Total	4	53	13.3	1	18	0

KICKOFF RETURNS	NO	YDS	AVG	FC	LG	TD
D.Carter	1	17	17.0	0	17	0
[TOUCHBACK]	2	0	0.0	0	0	0
Total	1	17	17.0	0	17	0

Tennessee Titans

FUMBLES	FUM	LOST	OWN-REC	YDS	TD	FORCED	OPP-REC	YDS	TD	OUT-BDS
M.Kinsey	1	0	1	0	0	0	0	0	0	0
D.Henry	1	0	0	0	0	0	0	0	0	0
B.Jones	0	0	1	0	0	0	0	0	0	0
Total	2	0	2	0	0	0	0	0	0	0

Los Angeles Chargers

FUMBLES	FUM	LOST	OWN-REC	YDS	TD	FORCED	OPP-REC	YDS	TD	OUT-BDS
D.Tranquill	0	0	0	0	0	1	0	0	0	0
Total	0	0	0	0	0	1	0	0	0	0

Final Team Statistics

	Visitor Titans	Home Chargers
TOTAL FIRST DOWNS	17	23
By Rushing	9	8
By Passing	8	13
By Penalty	0	2
THIRD DOWN EFFICIENCY	3-11-27.3%	4-13-30.8%
FOURTH DOWN EFFICIENCY	0-0-0.0%	2-2-100.0%
TOTAL NET YARDS	284	365
Total Offensive Plays (inc. times thrown passing)	57	69
Average gain per offensive play	5.0	5.3
NET YARDS RUSHING	127	74
Total Rushing Plays	27	24
Average gain per rushing play	4.7	3.1
Tackles for a loss-number and yards	2-2	1-10
NET YARDS PASSING	157	291
Times thrown - yards lost attempting to pass	4-28	3-22
Gross yards passing	185	313
PASS ATTEMPTS-COMPLETIONS-HAD INTERCEPTED	26-18-1	42-28-2
Avg gain per pass play (inc.# thrown passing)	5.2	6.5
KICKOFFS Number-In End Zone-Touchbacks	3-2-2	4-3-3
PUNTS Number and Average	7-56.0	7-41.6
Had Blocked	0	0
FGs - PATs Had Blocked	0-0	0-0
Net Punting Average	45.6	38.7
TOTAL RETURN YARDAGE (Not Including Kickoffs)	3	53
No. and Yards Punt Returns	2-0	4-53
No. and Yards Kickoff Returns	1-6	1-17
No. and Yards Interception Returns	2-3	1-0
PENALTIES Number and Yards	6-62	3-20
FUMBLES Number and Lost	2-0	0-0
TOUCHDOWNS	2	2
Rushing	2	2
Passing	0	0
EXTRA POINTS Made-Attempts	2-2	2-2
Kicking Made-Attempts	2-2	2-2
FIELD GOALS Made-Attempts	0-1	1-1
RED ZONE EFFICIENCY	2-2-100%	2-2-100%
GOAL TO GO EFFICIENCY	2-2-100%	2-2-100%
SAFETIES	0	0
FINAL SCORE	14	17
TIME OF POSSESSION	30:12	29:48

Ball Possession And Drive Chart

Tennessee Titans

#	Time Recd	Time Lost	Time Poss	How Ball Obtained	Drive Began	# Play	Yds Gain	Yds Pen	Net Yds	1st Down	Last Scrm	How Given Up
1	15:00	12:36	2:24	Kickoff	TEN 25	3	10	-12	-2	0	TEN 23	Punt
2	4:25	13:34	5:51	Kickoff	TEN 25	8	31	-10	21	2	TEN 46	Punt
3	12:24	10:09	2:15	Punt	TEN 37	6	63	0	63	4	* LAC 4	Touchdown
4	6:06	1:52	4:14	Punt	TEN 18	6	36	-10	26	2	TEN 44	Punt
5	0:07	0:00	0:07	Interception	TEN 20	1	-1	0	-1	0	TEN 20	End of Half
6	12:24	10:46	1:38	Punt	TEN 21	3	8	0	8	0	TEN 29	Punt
7	8:08	7:23	0:45	Punt	TEN 13	2	-1	0	-1	0	TEN 12	Interception
8	5:23	3:10	2:13	Interception	TEN 20	4	26	0	26	1	TEN 46	Punt
9	1:43	13:34	3:09	Punt	TEN 46	6	21	0	21	2	LAC 33	Missed FG
10	10:28	7:50	2:38	Kickoff	TEN 25	3	3	-10	-7	0	TEN 18	Punt
11	6:04	3:19	2:45	Punt	TEN 20	5	14	0	14	1	TEN 34	Punt
12	2:57	0:48	2:09	Punt	TEN 26	11	74	0	74	5	* LAC 1	Touchdown
13	0:04	0:00	0:04	Kickoff		0	0	0	0	0		End of Game

(296) Average TEN 25

Los Angeles Chargers

#	Time Recd	Time Lost	Time Poss	How Ball Obtained	Drive Began	# Play	Yds Gain	Yds Pen	Net Yds	1st Down	Last Scrm	How Given Up
1	12:36	4:25	8:11	Punt	LAC 32	14	68	0	68	6	* TEN 1	Touchdown
2	13:34	12:24	1:10	Punt	LAC 12	3	9	0	9	0	LAC 21	Punt
3	10:09	6:06	4:03	Kickoff	LAC 25	7	18	0	18	1	LAC 43	Punt
4	1:52	0:07	1:45	Punt	LAC 20	8	60	-5	55	4	TEN 25	Interception
5	15:00	12:24	2:36	Kickoff	LAC 25	5	15	5	20	2	LAC 45	Punt
6	10:46	8:08	2:38	Punt	LAC 18	6	48	-10	38	2	TEN 44	Punt
7	7:23	5:23	2:00	Interception	TEN 48	5	21	0	21	1	TEN 27	Interception
8	3:10	1:43	1:27	Punt	LAC 12	3	-3	0	-3	0	LAC 9	Punt
9	13:34	10:28	3:06	Missed FG	LAC 41	6	59	0	59	4	* TEN 3	Touchdown
10	7:50	6:04	1:46	Punt	LAC 32	4	8	15	23	1	TEN 45	Punt
11	3:19	2:57	0:22	Punt	LAC 15	3	5	0	5	0	LAC 20	Punt
12	0:48	0:04	0:44	Kickoff	LAC 23	6	57	-5	52	2	TEN 25	Field Goal

(307) Average LAC 26

* inside opponent's 20

Time of Possession by Quarter		1st	2nd	3rd	4th	OT	Total
Visitor	Tennessee Titans	6:49	8:02	6:19	9:02		30:12
Home	Los Angeles Chargers	8:11	6:58	8:41	5:58		29:48

Kickoff Drive No.-Start Average Titans: 3 - TEN 25 Chargers: 3 - LAC 24

Tennessee Titans vs Los Angeles Chargers
12/18/2022 at SoFi Stadium

Final Defensive Statistics

Tennessee Titans	Regular Defensive Plays											Special Teams					Misc				
	TKL	AST	COMB	SK	/ YDS	TFL	Q	IN	PD	FF	FR	TKL	AST	FF	FR	BL	TKL	AST	FF	FR	
G.Mabin	7	2	9	0	0	0	0	0	0	0	0	0	0	0	0	0	0	0	0	0	0
J.Simmons	3	4	7	1	9	1	1	0	0	0	0	0	0	0	0	0	0	0	0	0	0
A.Adams	4	2	6	0	0	0	0	0	0	0	0	0	0	0	0	0	0	0	0	0	0
J.Gibbens	3	3	6	0	0	0	0	0	0	0	0	0	0	0	0	0	0	0	0	0	0
J.Reid	5	0	5	0	0	0	1	0	0	0	0	0	0	0	0	0	0	0	0	0	0
D.Walker	4	1	5	2	13	2	2	0	0	0	0	0	0	0	0	0	0	0	0	0	0
D.Cole	4	1	5	0	0	0	0	0	0	0	0	0	0	0	0	0	0	0	0	0	0
K.Byard	3	2	5	0	0	0	0	1	1	0	0	0	0	0	0	0	0	0	0	0	0
M.Rice	2	3	5	0	0	0	1	0	1	0	0	0	0	0	0	0	0	0	0	0	0
R.McCreary	2	1	3	0	0	0	0	0	2	0	0	0	0	0	0	0	0	0	0	0	0
J.Kalu	2	0	2	0	0	1	0	1	1	0	0	0	0	0	0	0	0	0	0	0	0
N.Jones	1	1	2	0	0	0	1	0	0	0	0	0	0	0	0	0	0	0	0	0	0
R.Weaver	1	1	2	0	0	0	1	0	0	0	0	0	0	0	0	0	0	0	0	0	0
T.Mitchell	0	2	2	0	0	0	0	0	0	0	0	0	0	0	0	0	0	0	0	0	0
T.Basham	0	2	2	0	0	0	0	0	0	0	0	0	0	0	0	0	0	0	0	0	0
K.Strong	0	1	1	0	0	0	0	0	0	0	0	0	0	0	0	0	0	0	0	0	0
B.Dupree	0	0	0	0	0	0	1	0	0	0	0	0	0	0	0	0	0	0	0	0	0
K.Rader	0	0	0	0	0	0	0	0	0	0	0	2	0	0	0	0	0	0	0	0	0
A.Smith	0	0	0	0	0	0	0	0	0	0	0	2	0	0	0	0	0	0	0	0	0
C.Okonkwo	0	0	0	0	0	0	0	0	0	0	0	1	0	0	0	0	0	0	0	0	0
M.Kinsey	0	0	0	0	0	0	0	0	0	0	0	0	0	0	1	0	0	0	0	0	0
R.McMath	0	0	0	0	0	0	0	0	0	0	0	0	0	0	0	0	1	0	0	0	0
B.Jones	0	0	0	0	0	0	0	0	0	0	0	0	0	0	0	0	0	0	0	1	1
Total	41	26	67	3	22	4	8	2	5	0	0	5	0	0	1	0	1	0	0	1	1

TKL = Tackle AST = Assist COMB = Combined QH=QB Hit IN = Interception PD = Pass Defense FF = Forced Fumble FR = Fumble Recovery

Los Angeles Chargers	Regular Defensive Plays											Special Teams					Misc				
	TKL	AST	COMB	SK	/ YDS	TFL	QH	IN	PD	FF	FR	TKL	AST	FF	FR	BL	TKL	AST	FF	FR	
D.Tranquill	7	3	10	1	7	1	1	0	0	1	0	0	0	0	0	0	0	0	0	0	0
A.Gilman	4	4	8	0	0	0	0	0	0	0	0	0	0	0	0	0	0	0	0	0	0
K.Murray	4	3	7	0	0	1	0	0	1	0	0	0	0	0	0	0	0	0	0	0	0
K.Van Noy	3	2	5	1	6	1	1	0	0	0	0	0	0	0	0	0	0	0	0	0	0
K.Mack	3	2	5	0	0	0	0	0	1	0	0	0	0	0	0	0	0	0	0	0	0
S.Joseph	3	2	5	0	0	1	0	0	0	0	0	0	0	0	0	0	0	0	0	0	0
B.Fehoko	1	4	5	0	0	1	0	0	0	0	0	0	0	0	0	0	0	0	0	0	0
N.Adderley	4	0	4	0	0	0	0	1	1	0	0	0	0	0	0	0	0	0	0	0	0
M.Davis	3	0	3	0	0	0	0	0	1	0	0	0	0	0	0	0	0	0	0	0	0
J.Taylor	3	0	3	0	0	0	0	0	0	0	0	0	0	0	0	0	0	0	0	0	0
A.Samuel	1	1	2	0	0	0	0	0	1	0	0	0	0	0	0	0	0	0	0	0	0
C.Rumph	1	0	1	1	9	1	2	0	0	0	0	0	0	0	0	0	0	0	0	0	0
J.Gaziano	1	0	1	1	6	1	1	0	0	0	0	0	0	0	0	0	0	0	0	0	0
T.Davison	1	0	1	0	0	0	0	0	0	0	0	0	0	0	0	0	0	0	0	0	0
B.Callahan	0	1	1	0	0	0	0	0	0	0	0	0	0	0	0	0	0	0	0	0	0
K.Hall	0	0	0	0	0	0	0	0	0	0	0	1	0	0	0	0	0	0	0	0	0
T.Reeder	0	0	0	0	0	0	0	0	0	0	0	1	0	0	0	0	0	0	0	0	0
D.Leonard	0	0	0	0	0	0	0	0	0	0	0	0	1	0	0	0	0	0	0	0	0
A.Ekeler	0	0	0	0	0	0	0	0	0	0	0	0	0	0	0	0	1	0	0	0	0
Total	39	22	61	4	28	7	5	1	5	1	0	2	1	0	0	0	1	0	0	0	0

Play By Play

First Quarter

12/18/2022

LAC wins the coin toss and elects to defer. TEN elects to Receive, and LAC elects to defend the south goal.

C.Dicker kicks 65 yards from LAC 35 to end zone, Touchback.

Tennessee Titans at 15:00

- 1-10-TEN 25 (15:00) D.Henry right tackle to TEN 28 for 3 yards (M.Fox).
PENALTY on TEN-B.Jones, Chop Block, 12 yards, enforced at TEN 25 - No Play.
- 1-22-TEN 13 (14:33) (Shotgun) R.Tannehill pass short left to C.Okonkwo to TEN 15 for 2 yards (A.Gilman).
- 2-20-TEN 15 (13:54) (Shotgun) D.Henry up the middle to TEN 22 for 7 yards (D.Tranquill, A.Gilman).
- 3-13-TEN 22 (13:20) (Shotgun) R.Tannehill scrambles up the middle to TEN 23 for 1 yard (K.Mack). TEN-R.Tannehill was injured during the play.
- 4-12-TEN 23 (12:47) R.Stonehouse punts 57 yards to LAC 20, Center-M.Cox. D.Carter to LAC 32 for 12 yards (K.Rader).

Los Angeles Chargers at 12:36

- 1-10-LAC 32 (12:36) (Shotgun) J.Kelley up the middle to LAC 36 for 4 yards (J.Reid, N.Jones).
- 2-6-LAC 36 (12:03) (Shotgun) J.Herbert pass short left to M.Williams pushed ob at LAC 44 for 8 yards (J.Reid) P1
- 1-10-LAC 44 (11:34) J.Herbert pass short right to D.Parham to TEN 38 for 18 yards (R.McCreary) P2
- 1-10-TEN 38 (10:55) A.Ekeler left guard to TEN 28 for 10 yards (A.Adams, T.Mitchell) R3
- 1-10-TEN 28 (10:17) (Shotgun) J.Kelley left guard to TEN 25 for 3 yards (D.Cole).
- 2-7-TEN 25 (9:40) (Shotgun) J.Herbert sacked at TEN 34 for -9 yards (J.Simmons).
- 3-16-TEN 34 (9:02) (Shotgun) J.Herbert pass short middle to K.Allen to TEN 20 for 14 yards (J.Reid).
- 4-2-TEN 20 (8:21) (Shotgun) J.Herbert pass short middle to K.Allen to TEN 16 for 4 yards (R.Weaver) P4
- 1-10-TEN 16 (7:38) A.Ekeler right end to TEN 13 for 3 yards (D.Cole).
- 2-7-TEN 13 (7:00) A.Ekeler left end to TEN 7 for 6 yards (D.Cole; T.Mitchell).
- 3-1-TEN 7 (6:18) (Shotgun) J.Kelley right guard to TEN 4 for 3 yards (J.Simmons; K.Strong) R5
- 1-4-TEN 4 (5:41) (Shotgun) J.Kelley left guard to TEN 3 for 1 yard (D.Cole).
- 2-3-TEN 3 (5:06) J.Kelley up the middle to TEN 1 for 2 yards (D.Walker).
- 3-1-TEN 1 (4:27) J.Kelley right guard for 1 yard, TOUCHDOWN. R6
C.Dicker extra point is GOOD, Center-J.Harris, Holder-J.Scott.

TEN 0 LAC 7, 14 plays, 68 yards, 8:11 drive, 10:35 elapsed

C.Dicker kicks 65 yards from LAC 35 to end zone, Touchback.

Tennessee Titans at 4:25

- 1-10-TEN 25 (4:25) D.Henry right tackle to TEN 25 for no gain (S.Joseph).
- 2-10-TEN 25 (3:44) (Shotgun) M.Willis pass incomplete deep right.
Penalty on LAC-K.Mack, Defensive Offside, offsetting, enforced at TEN 25 - No Play.
Penalty on TEN-M.Willis, Intentional Grounding, offsetting.
- 2-10-TEN 25 (3:39) (Shotgun) M.Willis pass short left to C.Conley to TEN 32 for 7 yards (J.Taylor).
- 3-3-TEN 32 (2:57) (Shotgun) M.Willis pass short left to C.Conley to TEN 39 for 7 yards (M.Davis) P1
- 1-10-TEN 39 (2:10) D.Henry right tackle to TEN 43 for 4 yards (B.Fehoko; S.Joseph).
- 2-6-TEN 43 (1:26) (Shotgun) M.Willis scrambles right end to LAC 49 for 8 yards (D.Tranquill) R2
- 1-10-LAC 49 (:41) D.Henry right end to 50 for -1 yards (S.Joseph).

END OF QUARTER

	Score	Time Poss	First Downs				Efficiencies	
			R	P	X	T	3 Down	4 Down
Tennessee Titans	0	6:49	1	1	0	2	1/2	0/0
Los Angeles Chargers	7	8:11	3	3	0	6	2/3	1/1

Play By Play

Second Quarter

12/18/2022

Tennessee Titans continued.

- 2-11-50 (15:00) (Shotgun) M.Willis scrambles left end pushed ob at 50 for no gain (A.Samuel).
PENALTY on TEN-D.Radunz, Offensive Holding, 10 yards, enforced at 50 - No Play.
- 2-21-TEN 40 (14:26) (Shotgun) M.Willis pass short right to C.Okonkwo pushed ob at TEN 46 for 6 yards (A.Gilman).
- 3-15-TEN 46 (13:51) (Shotgun) M.Willis pass incomplete short left to A.Hooper (K.Mack).
- 4-15-TEN 46 (13:46) R.Stonehouse punts 42 yards to LAC 12, Center-M.Cox, downed by TEN-H.Haskins.

Los Angeles Chargers at 13:34

- 1-10-LAC 12 (13:34) J.Kelley left tackle to LAC 16 for 4 yards (D.Walker). TEN-D.Cole was injured during the play.
- 2-6-LAC 16 (13:10) J.Herbert pass incomplete short left to J.Kelley.
- 3-6-LAC 16 (13:06) (Shotgun) J.Herbert pass short left to J.Palmer to LAC 21 for 5 yards (K.Byard) [M.Rice].
- 4-1-LAC 21 (12:31) J.Scott punts 42 yards to TEN 37, Center-J.Harris, fair catch by M.Kinsey.

Tennessee Titans at 12:24

- 1-10-TEN 37 (12:24) D.Henry up the middle to TEN 48 for 11 yards (M.Davis, A.Gilman). R3
- 1-10-TEN 48 (11:46) R.Tannehill pass short right to D.Henry ran ob at LAC 15 for 37 yards (D.Tranquill). P4
- 1-10-LAC 15 (11:02) (Shotgun) R.Tannehill pass incomplete short middle to N.Westbrook-Ikhine (M.Davis).
- 2-10-LAC 15 (10:55) D.Henry left end to LAC 4 for 11 yards (J.Taylor). R5
- 1-4-LAC 4 (10:16) (Shotgun) R.Tannehill pass incomplete short left to R.Woods.
- 2-4-LAC 4 (10:13) (Shotgun) Direct snap to D.Henry. D.Henry left guard for 4 yards, TOUCHDOWN. R6
R.Bullock extra point is GOOD, Center-M.Cox, Holder-R.Stonehouse.

TEN 7 LAC 7, 6 plays, 63 yards, 2:15 drive, 4:51 elapsed

R.Bullock kicks 65 yards from TEN 35 to end zone, Touchback.

Los Angeles Chargers at 10:09

- 1-10-LAC 25 (10:09) D.Carter right end to LAC 15 for -10 yards (J.Kalu).
- 2-20-LAC 15 (9:33) (Shotgun) J.Herbert pass short middle to J.Palmer to LAC 27 for 12 yards (J.Reid).
- 3-8-LAC 27 (8:56) (Shotgun) J.Herbert pass short right to K.Allen to LAC 34 for 7 yards (A.Adams).
Timeout #1 by LAC at 08:07.
Timeout #1 by TEN at 08:07.
- 4-1-LAC 34 (8:07) W.Clapp reported in as eligible. J.Herbert up the middle to LAC 36 for 2 yards (N.Jones). R7
- 1-10-LAC 36 (7:30) (Shotgun) J.Herbert pass short left to K.Allen pushed ob at LAC 40 for 4 yards (A.Adams).
- 2-6-LAC 40 (6:58) A.Ekeler left tackle to LAC 43 for 3 yards (J.Simmons).
- 3-3-LAC 43 (6:19) (Shotgun) J.Herbert pass incomplete deep middle to K.Allen (M.Rice).
- 4-3-LAC 43 (6:13) J.Scott punts 39 yards to TEN 18, Center-J.Harris, fair catch by M.Kinsey.

Tennessee Titans at 6:06

- 1-10-TEN 18 (6:06) D.Henry up the middle to TEN 20 for 2 yards (B.Fehoko; K.Mack).
- 2-8-TEN 20 (5:22) (Shotgun) R.Tannehill pass short left to R.Woods to TEN 28 for 8 yards (K.Murray). P7
- 1-10-TEN 28 (4:50) R.Tannehill pass short left to D.Henry to TEN 44 for 16 yards (K.Van Noy). P8
- 1-10-TEN 44 (4:03) D.Henry right end to LAC 47 for 9 yards (D.Tranquill).
PENALTY on TEN-A.Hooper, Offensive Holding, 10 yards, enforced at TEN 44 - No Play.
- 1-20-TEN 34 (3:35) (Shotgun) R.Tannehill pass incomplete short left to N.Westbrook-Ikhine.
- 2-20-TEN 34 (3:30) (Shotgun) R.Tannehill pass short right to H.Haskins to TEN 43 for 9 yards (K.Murray, B.Callahan).
- 3-11-TEN 43 (2:44) (Shotgun) R.Tannehill pass short middle to R.McMath to TEN 44 for 1 yard (D.Tranquill; K.Murray) [C.Rumph].

Two-Minute Warning

- 4-10-TEN 44 (2:00) R.Stonehouse punts 56 yards to end zone, Center-M.Cox, Touchback.

Los Angeles Chargers at 1:52

- 1-10-LAC 20 (1:52) (Shotgun) J.Herbert pass short left to A.Ekeler to LAC 27 for 7 yards (A.Adams; R.McCreary).
- 2-3-LAC 27 (1:35) (No Huddle, Shotgun) PENALTY on LAC-J.Palmer, False Start, 5 yards, enforced at LAC 27 - No Play.
- 2-8-LAC 22 (1:24) (Shotgun) J.Herbert pass short right to J.Palmer to LAC 36 for 14 yards (G.Mabin). P8
- 1-10-LAC 36 (1:06) (No Huddle, Shotgun) J.Herbert pass short right to G.Everett to LAC 46 for 10 yards (J.Simmons). P9
- 1-10-LAC 46 (:42) (No Huddle, Shotgun) J.Herbert pass short right to D.Carter to TEN 39 for 15 yards (G.Mabin) [J.Reid]. P10
Timeout #2 by LAC at 00:35.

Tennessee Titans vs Los Angeles Chargers at SoFi Stadium

1-10-TEN 39 (:35) (Shotgun) J.Herbert pass short middle to D.Parham to TEN 30 for 9 yards (A.Adams, M.Rice).

Timeout #3 by LAC at 00:28.

2-1-TEN 30 (:28) (Shotgun) J.Herbert pass short left to K.Allen to TEN 25 for 5 yards (M.Rice).

P11

1-10-TEN 25 (:13) (No Huddle) J.Herbert spiked the ball to stop the clock.

2-10-TEN 25 (:12) (Shotgun) J.Herbert pass deep left intended for M.Williams INTERCEPTED by J.Kalu (R.McCreary) at TEN -3. Touchback.

Tennessee Titans at 0:07

1-10-TEN 20 (:07) R.Tannehill kneels to TEN 19 for -1 yards.

END OF QUARTER

	Score	Time Poss	First Downs				Efficiencies	
			R	P	X	T	3 Down	4 Down
Tennessee Titans	7	8:02	3	3	0	6	0/2	0/0
Los Angeles Chargers	7	6:58	1	4	0	5	0/3	1/1

Play By Play

Third Quarter

12/18/2022

LAC elects to Receive, and TEN elects to defend the North goal.

R.Bullock kicks 65 yards from TEN 35 to end zone, Touchback.

Los Angeles Chargers at 15:00

- 1-10-LAC 25 (15:00) (Shotgun) J.Herbert pass short right to K.Allen pushed ob at LAC 34 for 9 yards (K.Byard).
- 2-1-LAC 34 (14:29) A.Ekeler up the middle to LAC 41 for 7 yards (K.Byard; G.Mabin). R12
- 1-10-LAC 41 (13:53) J.Herbert pass incomplete short right to K.Allen.
- PENALTY on TEN-M.Edwards, Illegal Use of Hands, 5 yards, enforced at LAC 41 - No Play. X13
- 1-10-LAC 46 (13:48) (Shotgun) J.Herbert pass incomplete short right to A.Ekeler.
- 2-10-LAC 46 (13:45) (Shotgun) J.Herbert pass short middle to J.Palmer to TEN 48 for 6 yards (M.Rice; J.Gibbens).
- 3-4-TEN 48 (13:10) (Shotgun) J.Herbert sacked at LAC 45 for -7 yards (D.Walker).
- 4-11-LAC 45 (12:33) J.Scott punts 35 yards to TEN 20, Center-J.Harris. M.Kinsey MUFFS catch, touched at TEN 20, and recovers at TEN 21.

Tennessee Titans at 12:24

- 1-10-TEN 21 (12:24) D.Henry left end to TEN 25 for 4 yards (K.Van Noy, K.Murray).
- 2-6-TEN 25 (11:42) (Shotgun) R.Tannehill pass short left to R.Woods to TEN 29 for 4 yards (M.Davis).
- 3-2-TEN 29 (11:01) (Shotgun) R.Tannehill pass incomplete short right to R.Woods (A.Samuel).
- 4-2-TEN 29 (10:57) R.Stonehouse punts 66 yards to LAC 5, Center-M.Cox. D.Carter pushed ob at LAC 18 for 13 yards (K.Rader).

Los Angeles Chargers at 10:46

- 1-10-LAC 18 (10:46) J.Herbert pass short right to G.Everett pushed ob at LAC 39 for 21 yards (J.Gibbens). P14
- 1-10-LAC 39 (10:28) (No Huddle) J.Herbert pass short right to J.Kelley pushed ob at LAC 46 for 7 yards (G.Mabin).
- 2-3-LAC 46 (9:57) (Shotgun) J.Herbert pass short right to M.Williams to TEN 46 for 8 yards (G.Mabin). P15
- 1-10-TEN 46 (9:19) J.Herbert scrambles left end to TEN 45 for 1 yard (J.Kalu).
- PENALTY on LAC-M.Feiler, Offensive Holding, 10 yards, enforced at TEN 46 - No Play.
- 1-20-LAC 44 (8:53) (Shotgun) J.Herbert pass short left to J.Palmer ran ob at TEN 44 for 12 yards (R.McCreary).
- 2-8-TEN 44 (8:22) (Shotgun) J.Herbert pass incomplete short left to D.Carter.
- 3-8-TEN 44 (8:19) (Shotgun) J.Herbert pass incomplete short left to M.Williams (R.McCreary).
- 4-8-TEN 44 (8:15) J.Scott punts 31 yards to TEN 13, Center-J.Harris, fair catch by M.Kinsey.

Tennessee Titans at 8:08

- 1-10-TEN 13 (8:08) D.Henry right tackle to TEN 12 for -1 yards (B.Fehoko).
- 2-11-TEN 12 (7:30) (Shotgun) R.Tannehill pass deep right intended for R.McMath INTERCEPTED by N.Adderley at TEN 48. N.Adderley to TEN 48 for no gain (R.McMath).
Penalty on TEN-R.McMath, Offensive Pass Interference, declined.

Los Angeles Chargers at 7:23

- 1-10-TEN 48 (7:23) J.Herbert pass incomplete deep right to G.Everett [N.Jones].
- 2-10-TEN 48 (7:18) (Shotgun) A.Ekeler up the middle to TEN 41 for 7 yards (J.Gibbens).
- 3-3-TEN 41 (6:40) (Shotgun) J.Herbert pass short left to K.Allen pushed ob at TEN 29 for 12 yards (J.Reid). P16
- 1-10-TEN 29 (6:04) (Shotgun) J.Kelley up the middle to TEN 27 for 2 yards (J.Kalu).
- 2-8-TEN 27 (5:29) (Shotgun) J.Herbert pass short middle intended for M.Williams INTERCEPTED by K.Byard at TEN 17. K.Byard to TEN 20 for 3 yards (A.Ekeler).
Penalty on LAC-M.Feiler, Offensive Holding, declined.

Tennessee Titans at 5:23

- 1-10-TEN 20 (5:23) R.Tannehill pass deep right to C.Okonkwo to TEN 38 for 18 yards (A.Gilman; K.Van Noy). P9
- 1-10-TEN 38 (4:40) D.Henry up the middle to TEN 45 for 7 yards (D.Tranquill).
- 2-3-TEN 45 (4:04) D.Henry right guard to TEN 46 for 1 yard (B.Fehoko; D.Tranquill).
- 3-2-TEN 46 (3:21) (Shotgun) R.Tannehill pass incomplete short right to C.Okonkwo.
- 4-2-TEN 46 (3:17) R.Stonehouse punts 42 yards to LAC 12, Center-M.Cox, fair catch by D.Carter.

Los Angeles Chargers at 3:10

- 1-10-LAC 12 (3:10) (Shotgun) J.Herbert pass incomplete short right to G.Everett [R.Weaver].
- 2-10-LAC 12 (3:06) (Shotgun) J.Kelley right guard to LAC 15 for 3 yards (R.Weaver; J.Simmons).
- 3-7-LAC 15 (2:27) (Shotgun) J.Herbert sacked at LAC 9 for -6 yards (D.Walker).
- 4-13-LAC 9 (1:52) J.Scott punts 45 yards to TEN 46, Center-J.Harris. M.Kinsey to TEN 46 for no gain (K.Hall).

Tennessee Titans at 1:43

- 1-10-TEN 46 (1:43) R.Tannehill pass short left to A.Hooper to LAC 38 for 16 yards (J.Taylor). P10

Tennessee Titans vs Los Angeles Chargers at SoFi Stadium

1-10-LAC 38 (1:09) D.Henry left guard to LAC 25 for 13 yards (N.Adderley, A.Samuel).

1-10-LAC 25 (:28) (Shotgun) R.Tannehill sacked at LAC 31 for -6 yards (J.Gaziano).

END OF QUARTER

	Score	Time Poss	First Downs				Efficiencies	
			R	P	X	T	3 Down	4 Down
Tennessee Titans	7	6:19	1	2	0	3	0/2	0/0
Los Angeles Chargers	7	8:41	1	3	1	5	1/4	0/0

Play By Play

Fourth Quarter

12/18/2022

Tennessee Titans continued.

- 2-16-LAC 31 (15:00) (Shotgun) D.Henry up the middle to LAC 24 for 7 yards (K.Van Noy; S.Joseph).
 3-9-LAC 24 (14:19) (Shotgun) R.Tannehill sacked at LAC 33 for -9 yards (C.Rumph).
 4-18-LAC 33 (13:39) R.Bullock 51 yard field goal is No Good, Wide Right, Center-M.Cox, Holder-R.Stonehouse.

Los Angeles Chargers at 13:34

- 1-10-LAC 41 (13:34) (Shotgun) A.Ekeler right guard to LAC 42 for 1 yard (J.Gibbens; T.Basham).
 2-9-LAC 42 (13:14) (No Huddle) J.Herbert pass short right to D.Parham pushed ob at 50 for 8 yards (G.Mabin; J.Gibbens).
 3-1-50 (12:37) W.Clapp reported in as eligible. A.Ekeler left guard to TEN 46 for 4 yards (J.Gibbens, J.Simmons). R17
1-10-TEN 46 (11:55) J.Herbert pass deep left to K.Allen pushed ob at TEN 15 for 31 yards (G.Mabin). P18
1-10-TEN 15 (11:18) A.Ekeler right tackle to TEN 3 for 12 yards (M.Rice; A.Adams). R19
1-3-TEN 3 (10:34) (Shotgun) A.Ekeler right guard for 3 yards, TOUCHDOWN. R20
 C.Dicker extra point is GOOD, Center-J.Harris, Holder-J.Scott.

TEN 7 LAC 14, 6 plays, 59 yards, 3:06 drive, 4:32 elapsed

C.Dicker kicks 65 yards from LAC 35 to end zone, Touchback.

Tennessee Titans at 10:28

- 1-10-TEN 25 (10:28) D.Henry up the middle to TEN 28 for 3 yards (S.Joseph, B.Fehoko).
 2-7-TEN 28 (9:47) D.Henry up the middle to TEN 30 for 2 yards (K.Van Noy; B.Callahan). TEN-N.Davis was injured during the play.
 PENALTY on TEN-A.Hooper, Offensive Holding, 10 yards, enforced at TEN 28 - No Play.
 2-17-TEN 18 (9:25) (Shotgun) R.Tannehill sacked at TEN 12 for -6 yards (K.Van Noy).
 3-23-TEN 12 (8:44) (Shotgun) C.Okonkwo up the middle to TEN 18 for 6 yards (D.Tranquill).
 4-17-TEN 18 (8:02) R.Stonehouse punts 68 yards to LAC 14, Center-M.Cox. D.Carter to LAC 32 for 18 yards (C.Okonkwo).

Los Angeles Chargers at 7:50

- 1-10-LAC 32 (7:50) A.Ekeler right tackle to LAC 34 for 2 yards (K.Byard). TEN-J.Gibbens was injured during the play.
 PENALTY on TEN-K.Byard, Face Mask, 15 yards, enforced at LAC 34. X21
1-10-LAC 49 (7:38) J.Kelley left tackle to 50 for 1 yard (K.Byard; T.Basham).
 2-9-50 (7:02) J.Herbert pass short right to G.Everett to TEN 45 for 5 yards (D.Cole).
 3-4-TEN 45 (6:18) (Shotgun) J.Herbert pass incomplete deep right to M.Williams.
 4-4-TEN 45 (6:14) J.Scott punts 45 yards to end zone, Center-J.Harris, Touchback.

Tennessee Titans at 6:04

- 1-10-TEN 20 (6:04) (Shotgun) D.Henry right end pushed ob at TEN 28 for 8 yards (K.Mack; A.Gilman).
 2-2-TEN 28 (5:27) D.Henry left tackle to TEN 40 for 12 yards (A.Gilman). R12
1-10-TEN 40 (4:53) D.Henry right guard to TEN 42 for 2 yards (D.Tranquill). FUMBLES (D.Tranquill), recovered by TEN-B.Jones at TEN 41.
 2-9-TEN 41 (4:08) (Shotgun) R.Tannehill pass incomplete short left to A.Hooper (K.Murray).
 3-9-TEN 41 (4:03) (Shotgun) R.Tannehill sacked at TEN 34 for -7 yards (D.Tranquill).
 4-16-TEN 34 (3:30) R.Stonehouse punts 61 yards to LAC 5, Center-M.Cox. D.Carter pushed ob at LAC 15 for 10 yards (A.Smith).

Los Angeles Chargers at 3:19

- 1-10-LAC 15 (3:19) A.Ekeler up the middle to LAC 15 for no gain (J.Simmons; D.Walker).
 Timeout #1 by TEN at 03:16.
 2-10-LAC 15 (3:16) J.Herbert pass incomplete short right [B.Dupree].
 3-10-LAC 15 (3:11) (Shotgun) J.Herbert pass short right to A.Ekeler to LAC 20 for 5 yards (G.Mabin).
 Timeout #2 by TEN at 03:05.
 4-5-LAC 20 (3:05) J.Scott punts 54 yards to TEN 26, Center-J.Harris, out of bounds.

Tennessee Titans at 2:57

- 1-10-TEN 26 (2:57) D.Henry right end to TEN 33 for 7 yards (N.Adderley).
 2-3-TEN 33 (2:33) (No Huddle, Shotgun) D.Henry up the middle to TEN 36 for 3 yards (K.Mack). R13
1-10-TEN 36 (2:12) (No Huddle, Shotgun) R.Tannehill pass short middle to D.Henry to TEN 40 for 4 yards (K.Murray).

Two-Minute Warning

- 2-6-TEN 40 (2:00) (Shotgun) R.Tannehill pass short left to C.Conley to TEN 45 for 5 yards (A.Samuel).
 3-1-TEN 45 (1:42) (No Huddle, Shotgun) H.Haskins right guard to LAC 47 for 8 yards (K.Mack, K.Murray). R14
1-10-LAC 47 (1:21) (No Huddle, Shotgun) R.Tannehill pass short left to H.Haskins to LAC 49 for -2 yards (K.Murray).

Tennessee Titans vs Los Angeles Chargers at SoFi Stadium

Timeout #3 by TEN at 01:14.

2-12-LAC 49 (1:14) (Shotgun) R.Tannehill pass short middle to C.Okonkwo pushed ob at LAC 21 for 28 yards (A.Gilman). P15

1-10-LAC 21 (1:07) (Shotgun) R.Tannehill pass short middle to A.Hooper to LAC 4 for 17 yards (N.Adderley). P16

Timeout #1 by LAC at 00:59.

1-4-LAC 4 (:59) (Shotgun) R.Tannehill pass short left to D.Henry to LAC 2 for 2 yards (N.Adderley).

Timeout #2 by LAC at 00:54.

2-2-LAC 2 (:54) D.Henry up the middle to LAC 1 for 1 yard (T.Davison, D.Tranquill).

Timeout #3 by LAC at 00:51.

3-1-LAC 1 (:51) R.Tannehill up the middle for 1 yard, TOUCHDOWN. R17

R.Bullock extra point is GOOD, Center-M.Cox, Holder-R.Stonehouse.

TEN 14 LAC 14, 11 plays, 74 yards, 2:09 drive, 14:12 elapsed

R.Bullock kicks 59 yards from TEN 35 to LAC 6. D.Carter to LAC 23 for 17 yards (A.Smith).

Los Angeles Chargers at 0:48, (1st play from scrimmage 0:44)

1-10-LAC 23 (:44) (Shotgun) J.Herbert pass deep left to M.Williams ran ob at LAC 39 for 16 yards. P22

1-10-LAC 39 (:39) (Shotgun) J.Herbert pass short right to G.Everett pushed ob at LAC 45 for 6 yards (M.Rice).

2-4-LAC 45 (:32) (Shotgun) J.Herbert pass deep right to M.Williams to TEN 20 for 35 yards (G.Mabin). P23

1-10-TEN 20 (:15) (No Huddle) J.Herbert spiked the ball to stop the clock.

2-10-TEN 20 (:14) (Shotgun) PENALTY on LAC, Delay of Game, 5 yards, enforced at TEN 20 - No Play.

2-15-TEN 25 (:14) (Shotgun) J.Herbert pass incomplete deep right.

3-15-TEN 25 (:08) C.Dicker 43 yard field goal is GOOD, Center-J.Harris, Holder-J.Scott.

TEN 14 LAC 17, 6 plays, 52 yards, 0:44 drive, 14:56 elapsed

C.Dicker kicks 43 yards from LAC 35 to TEN 22. K.Rader to TEN 19 for -3 yards. Lateral to J.Chestnut to TEN 28 for 9 yards (T.Reeder, D.Leonard).

END OF QUARTER

	Score	Time Poss	First Downs				Efficiencies	
			R	P	X	T	3 Down	4 Down
Tennessee Titans	14	9:02	4	2	0	6	2/5	0/0
Los Angeles Chargers	17	5:58	3	3	1	7	1/3	0/0

Miscellaneous Statistics Report

Tennessee Titans vs Los Angeles Chargers
12/18/2022 at SoFi Stadium

Ten Longest Plays for Tennessee Titans

Yards	Qtr	Play Start	Play Description
37	2	1-10-TEN 48	(11:46) R.Tannehill pass short right to D.Henry ran ob at LAC 15 for 37 yards (D.Tranquill).
28	4	2-12-LAC 49	(1:14) (Shotgun) R.Tannehill pass short middle to C.Okonkwo pushed ob at LAC 21 for 28 yards (A.Gilman).
18	3	1-10-TEN 20	(5:23) R.Tannehill pass deep right to C.Okonkwo to TEN 38 for 18 yards (A.Gilman; K.Van Noy).
17	4	1-10-LAC 21	(1:07) (Shotgun) R.Tannehill pass short middle to A.Hooper to LAC 4 for 17 yards (N.Adderley).
16	2	1-10-TEN 28	(4:50) R.Tannehill pass short left to D.Henry to TEN 44 for 16 yards (K.Van Noy).
16	3	1-10-TEN 46	(1:43) R.Tannehill pass short left to A.Hooper to LAC 38 for 16 yards (J.Taylor).
13	3	1-10-LAC 38	(1:09) D.Henry left guard to LAC 25 for 13 yards (N.Adderley, A.Samuel).
12	4	2-2-TEN 28	(5:27) D.Henry left tackle to TEN 40 for 12 yards (A.Gilman).
11	2	1-10-TEN 37	(12:24) D.Henry up the middle to TEN 48 for 11 yards (M.Davis, A.Gilman).
11	2	2-10-LAC 15	(10:55) D.Henry left end to LAC 4 for 11 yards (J.Taylor).

Ten Longest Plays for Los Angeles Chargers

Yards	Qtr	Play Start	Play Description
35	4	2-4-LAC 45	(:32) (Shotgun) J.Herbert pass deep right to M.Williams to TEN 20 for 35 yards (G.Mabin).
31	4	1-10-TEN 46	(11:55) J.Herbert pass deep left to K.Allen pushed ob at TEN 15 for 31 yards (G.Mabin).
21	3	1-10-LAC 18	(10:46) J.Herbert pass short right to G.Everett pushed ob at LAC 39 for 21 yards (J.Gibbens).
18	1	1-10-LAC 44	(11:34) J.Herbert pass short right to D.Parham to TEN 38 for 18 yards (R.McCreary).
17	4	1-10-LAC 32	(7:50) A.Ekeler right tackle to LAC 34 for 2 yards (K.Byard). TEN-J.Gibbens was injured during the play.
16	4	1-10-LAC 23	(:44) (Shotgun) J.Herbert pass deep left to M.Williams ran ob at LAC 39 for 16 yards.
15	2	1-10-LAC 46	(:42) (No Huddle, Shotgun) J.Herbert pass short right to D.Carter to TEN 39 for 15 yards (G.Mabin) [J.Reid].
14	1	3-16-TEN 34	(9:02) (Shotgun) J.Herbert pass short middle to K.Allen to TEN 20 for 14 yards (J.Reid).
14	2	2-8-LAC 22	(1:24) (Shotgun) J.Herbert pass short right to J.Palmer to LAC 36 for 14 yards (G.Mabin).
12	2	2-20-LAC 15	(9:33) (Shotgun) J.Herbert pass short middle to J.Palmer to LAC 27 for 12 yards (J.Reid).

Touchdown Scoring Information

		Offense	Defense	Special Teams
VISITOR	Tennessee Titans	2	0	0
HOME	Los Angeles Chargers	2	0	0

Player Scoring Information

Club	Player	TD	Rush TD	Rec TD	KO TD	Punt TD	Int TD	Fum TD	Misc TD	FG	XP	2Pt Rush	2Pt Rec	Sfty	Points
TEN	D.Henry	0	1	0	0	0	0	0	0	0	0	0	0	0	6
TEN	R.Tannehill	0	1	0	0	0	0	0	0	0	0	0	0	0	6
TEN	R.Bullock	0	0	0	0	0	0	0	0	0	2	0	0	0	2
LAC	A.Ekeler	0	1	0	0	0	0	0	0	0	0	0	0	0	6
LAC	J.Kelley	0	1	0	0	0	0	0	0	0	0	0	0	0	6
LAC	C.Dicker	0	0	0	0	0	0	0	0	1	2	0	0	0	5

Possession Detail

	First Half		Second Half		Game	
	Visitor	Home	Visitor	Home	Visitor	Home
Largest Lead	0	7	0	7	0	7
Drives Leading	0	1	0	2	0	3
Time of Possession Leading	0:00	1:10	0:00	2:08	0:00	3:18
Largest Deficit	-7	0	-7	0	-7	0
Drives Trailing	2	0	4	0	6	0
Time of Possession Trailing	8:06	0:00	7:36	0:00	15:42	0:00
Times Score Tied Up		1		1		2
Lead Changes		1		2		3

Playtime Percentage

Percent of playtime per player on offense, defense and special teams (Unofficial)

Tennessee Titans

Los Angeles Chargers

		Tennessee Titans				Los Angeles Chargers						
		Offense	Defense	Special Teams				Offense	Defense	Special Teams		
A Brewer	G	62	100%	3	11%	J Salyer	G	71	100%	3	11%	
N Petit-Frere	T	62	100%	3	11%	M Feiler	G	71	100%	3	11%	
B Jones	C	62	100%	1	4%	T Pipkins	T	71	100%	3	11%	
R Tannehill	QB	52	84%			Z Johnson	G	71	100%	3	11%	
N Westbrook-Ikhine	WR	51	82%			J Herbert	QB	71	100%			
R Woods	WR	50	81%			C Linsley	C	71	100%			
D Daley	T	47	76%	3	11%	K Allen	WR	63	89%			
N Davis	G	44	71%	2	7%	M Williams	WR	63	89%			
D Henry	RB	44	71%			A Ekeler	RB	49	69%			
C Okonkwo	TE	37	60%	12	44%	J Palmer	WR	46	65%			
G Swaim	TE	32	52%	7	26%	G Everett	TE	44	62%			
C Conley	WR	31	50%	10	37%	J Kelley	RB	25	35%	10	37%	
A Hooper	TE	30	48%			T McKitty	TE	23	32%	1	4%	
C Levin	C	18	29%	3	11%	D Parham	TE	22	31%			
D Radunz	T	15	24%	1	4%	D Carter	WR	16	23%	10	37%	
R McMath	WR	14	23%	5	19%	Z Horvath	RB	2	3%	19	70%	
H Haskins	RB	12	19%	13	48%	W Clapp	C	2	3%	3	11%	
M Willis	QB	10	16%			A Gilman	SS		62	100%	7	26%
K Rader	TE	8	13%	11	41%	D Tranquill	LB		62	100%	6	22%
J Chestnut	RB	1	2%	7	26%	M Davis	CB		62	100%	5	19%
K Byard	FS			7	26%	N Adderley	FS		62	100%	4	15%
R McCreary	CB			3	11%	K Van Noy	LB		57	92%	1	4%
A Adams	SS			4	15%	K Mack	LB		54	87%		
J Simmons	DT			7	26%	S Joseph	NT		51	82%	2	7%
M Rice	LB			8	30%	K Murray	LB		48	77%	2	7%
B Dupree	LB					M Fox	DE		45	73%	5	19%
G Mabin	CB			5	19%	A Samuel	CB		36	58%	5	19%
J Kalu	FS			14	52%	B Callahan	CB		36	58%		
D Walker	DE			7	26%	B Fehoko	NT		34	55%	3	11%
R Weaver	LB			3	11%	J Taylor	FS		26	42%	13	48%
J Gibbens	LB			20	74%	C Rumph	LB		21	34%	20	74%
J Reid	CB					J Gaziano	DE		20	32%	4	15%
M Edwards	DT			7	26%	T Davison	DT		6	10%	3	11%
N Jones	DT			9	33%	D Tuszka	LB				27	100%
T Basham	DE			6	22%	A Ogbongbemiga	LB				22	81%
D Cole	LB			1	4%	D Leonard	SS				19	70%
T Mitchell	CB					N Niemann	LB				19	70%
K Strong	DE					T Reeder	LB				19	70%
L Johnson	CB			1	1%	13	48%	K Hall	CB		14	52%
J Jones	LB			24	89%	R Layne	DB				12	44%
A Smith	LB			18	67%	J Harris	LS				10	37%
D Harris	CB			17	63%	J Scott	P				10	37%
M Cox	LS			10	37%	C Dicker	P				7	26%
R Stonehouse	P			10	37%	B Jaimes	G				3	11%
M Kinsey	WR			7	26%							

J Thompson	DB	7	26%
R Bullock	K	6	22%
L Clark	T	3	11%

2022 TENNESSEE TITANS REGULAR SEASON STATISTICS

Won 7, Lost 7

Date	W-L	Score	OT	Opponent	Attendance
09/11	L	20-21		N.Y. Giants	67,805
09/19	L	7-41		at Buffalo	70,683
09/25	W	24-22		Las Vegas	68,649
10/02	W	24-17		at Indianapolis	65,781
10/09	W	21-17		at Washington	51,836
10/23	W	19-10		Indianapolis	69,459
10/30	W	17-10		at Houston	68,467
11/06	L	17-20	OT	at Kansas City	73,475
11/13	W	17-10		Denver	69,240
11/17	W	27-17		at Green Bay	77,506
11/27	L	16-20		Cincinnati	69,441
12/04	L	10-35		at Philadelphia	69,879
12/11	L	22-36		Jacksonville	68,409
12/18	L	14-17		at L.A. Chargers	70,240
12/24				Houston	
12/29				Dallas	
01/08				at Jacksonville	

Statistic	Tenn.	Opp.
Total First Downs	225	285
Rushing	83	79
Passing	124	181
Penalty	18	25
3rd Down: Made/Att	63/174	59/187
3rd Down Pct.	36.2	31.6
4th Down: Made/Att	5/10	19/25
4th Down Pct.	50.0	76.0
Possession Avg.	29:08	30:52
Total Net Yards	4144	5110
Avg. Per Game	296.0	365.0
Total Plays	797	916
Avg. Per Play	5.2	5.6
Net Yards Rushing	1703	1131
Avg. Per Game	121.6	80.8
Total Rushes	393	314
Net Yards Passing	2441	3979
Avg. Per Game	174.4	284.2
Sacked/Yards Lost	39/276	36/244
Gross Yards	2717	4223
Att./Completions	365/231	566/370
Completion Pct.	63.3	65.4
Had Intercepted	7	11
Punts/Average	76/53.6	72/45.0
Net Punting Avg.	76/44.5	72/40.0
Penalties/Yards	90/762	104/741
Fumbles/Ball Lost	17/9	15/4
Touchdowns	30	34
Rushing	14	8
Passing	14	25
Returns	2	1

Score By Periods	Q1	Q2	Q3	Q4	OT	PTS
Team	73	105	40	37	0	255
Opponents	43	90	95	62	3	293

Scoring	TD	Rush	Rec	Ret	K-PAT	FG	S	PTS
Henry	12	12	0	0			0	72
Bullock	0	0	0	0	24/24	12/15	0	60
Hilliard	4	0	4	0			0	24
Westbrook-Ikhine	3	0	3	0			0	18
Okonkwo	2	0	2	0			0	14
Burks	2	0	1	1			0	12
Hooper	2	0	2	0			0	12
Tannehill	2	2	0	0			0	12
Shudak	0	0	0	0	1/1	3/4	0	10
Adams	1	0	0	1			0	6
Swaim	1	0	1	0			0	6
Woods	1	0	1	0			0	6
Lambo	0	0	0	0	3/4	0/0	0	3
Team	30	14	14	2	28/29	15/19	0	255
Opponents	34	8	25	1	26/28	19/21	0	293

2-Pt Conv: Okonkwo, TM 1-1, OPP 3-6

Sacks: Simmons 7.5, Autri 7, Walker 6.5, Weaver 5.5, Dupree 4, Edwards 3, Cole 1, N. Jones 1, Okuyinonu 0.5, **TM 36, OPP 39**
FUM/Lost: Henry 5/2, Tannehill 3/2, Phillips 2/2, Willis 2/2, Board 1/0, Hooker 1/0, Kinsey 1/0, Thompson 1/0, Woods 1/1

Passing	Att	Cmp	Yds	Cmp%	Yds/Att	TD	TD%	Int	Int%	Long	Sack/Lost	Rating
Tannehill	325	212	2536	65.2	7.80	13	4.0	6	1.8	69	33/238	94.6
Willis	38	17	177	44.7	4.66	0	0.0	1	2.6	48	6/38	47.8
Henry	2	2	4	100.0	2.00	1	50.0	0	0.0	3t	0/0	118.8
Team	365	231	2717	63.3	7.44	14	3.8	7	1.9	69	39/276	90.6
Opponents	566	370	4223	65.4	7.46	25	4.4	11	1.9	75t	36/244	94.3

Rushing	No.	Yds	Avg	Long	TD
Henry	296	1303	4.4	56	12
Hilliard	22	145	6.6	30	0
Tannehill	34	98	2.9	17	2
Willis	20	80	4.0	17	0
Haskins	11	50	4.5	9	0
Chestnut	5	13	2.6	5	0
Burks	2	12	6.0	8	0
Okonkwo	3	2	0.7	6	0
Team	393	1703	4.3	56	14
Opponents	314	1131	3.6	68	8

Receiving	No.	Yds	Avg	Long	TD
Woods	40	418	10.5	41	1
Hooper	34	380	11.2	24	2
Henry	30	379	12.6	69	0
Okonkwo	25	374	15.0	48	2
Burks	25	359	14.4	51	1
Westbrook-Ikhine	22	370	16.8	63t	3
Hilliard	21	177	8.4	31	4
Swaim	9	50	5.6	13	1
Phillips	8	78	9.8	21	0
Haskins	5	14	2.8	9	0
Conley	4	46	11.5	27	0
Hollister	3	54	18.0	27	0
Chestnut	2	8	4.0	4	0
Board	1	6	6.0	6	0
Kinsey	1	3	3.0	3	0
McMath	1	1	1.0	1	0
Team	231	2717	11.8	69	14
Opponents	370	4223	11.4	75t	25

Interceptions	No.	Yds	Avg	Long	TD
Byard	2	27	13.5	24	0
Long	2	4	2.0	4	0
Adams	1	76	76.0	76t	1
McCreary	1	4	4.0	4	0
Mitchell	1	1	1.0	1	0
Fulton	1	0	0.0	0	0
Hooker	1	0	0.0	0	0
Kalu	1	0	0.0	0	0
Tart	1	0	0.0	0	0
Team	11	112	10.2	76t	1
Opponents	7	124	17.7	43t	1

Punting	No.	Yds	Avg	Net	TB	In	Lg	B
Stonehouse	76	4075	53.6	44.5	8	28	74	0
Team	76	4075	53.6	44.5	8	28	74	0
Opponents	72	3243	45.0	40.0	4	23	69	0

Punt Returns	Ret	FC	Yds	Avg	Long	TD
Board	14	5	147	10.5	19	0
Woods	8	10	72	9.0	21	0
Phillips	5	2	62	12.4	46	0
Hilliard	2	0	4	2.0	4	0
Kinsey	2	3	0	0.0	0	0
Hooker	1	0	0	0.0	0	0
Thompson	1	0	0	0.0	0	0
Team	33	20	285	8.6	46	0
Opponents	49	10	533	10.9	27	0

Kickoff Returns	No.	Yds	Avg	Long	TD
Haskins	19	414	21.8	37	0
Board	4	82	20.5	22	0
Chestnut	3	59	19.7	33	0
Cannon	2	33	16.5	19	0
Hilliard	1	23	23.0	23	0
Team	29	611	21.1	37	0
Opponents	26	472	18.2	32	0

Field Goals	1-19	20-29	30-39	40-49	50+
Bullock	0/0	4/4	3/3	5/7	0/1
Shudak	0/0	1/1	2/3	0/0	0/0
Team	0/0	5/5	5/6	5/7	0/1
Opponents	0/0	4/4	8/8	5/6	2/3

Bullock: (46G,23G,47N) () (48G) (44G) () (27G,28G,38G,48G) (48N,29G) (44G) (35G) () () (36G) () (51N)
 Shudak: () () () () () () () () (33G,35N,24G,38G) () () ()
 OPP: () (49G,37G) (21G,32G,35G) (27G,51N) (50G) (50G) (43G) (23G,47N,28G) (39G) (39G) (47G,38G) () (37G,43G,33G) (43G)

TITANS DROP FIFTH STRAIGHT GAME, THIS ONE A 19-14 LOSS TO THE TEXANS

**BY JIM WYATT
TENNESSEETITANS.COM
DECEMBER 24, 2022**

NASHVILLE – The weather outside was frightful.

The result, well, it was not delightful for the Tennessee Titans.

The Titans lost 19-14 to the Houston Texans on a frigid Saturday in Music City.

"It's extremely (difficult)," Titans safety Kevin Byard said. "It's the most frustrating time (since I've been here). You try to keep things in perspective obviously with Christmas Eve and Christmas. I am thankful to play this game with the group that I'm playing with. I'm grateful to be able to lead these guys. But it's just not enough right now."

Temperature at kickoff was 20 degrees, with a wind chill of six degrees, making it the coldest home in Nissan Stadium history.

Malik Willis started the game at quarterback for the Titans, in place of an injured Ryan Tannehill. Willis ran for a touchdown while completing 14-of-23 passes for 99 yards, but he also threw two interceptions late.

Titans running back Derrick Henry ran for 126 yards and a touchdown in the contest, but he had a costly fumble.

"It just comes down to the consistency, and I know that sounds like a broken record for me," Titans head coach Mike Vrabel said. "But that's where we're at right now. The margin for error is pretty thin, so when you give up some plays defensively, some x plays, and turn the ball over.

"I'm disappointed, and they're disappointed."

The loss was Tennessee's fifth in a row, and it dropped the Titans (7-8) to below .500 for the first time since September.

The Titans took a 7-0 lead on a 48-yard touchdown run by Henry, who broke loose and into space on a handoff up the middle.

The Texans tied it 7-7 when running back Rex Burkhead recovered a fumble in the end zone, and they proceeded to take a 10-7 lead on a 25-yard field goal by kicker Ka'imi Fairbairn.

After a fourth-and-short stop by Titans defensive lineman Denico Autry at the 48-yard line, the Titans took over with good field position.

The Titans then reclaimed the lead at 14-10 on a 14-yard touchdown run by Willis, who escaped the grasp of five Texans on the way to the end zone.

Another field goal by Fairbairn made it 14-13 with 7:25 left in the game.

The Texans then took a 19-14 lead on a six-yard touchdown pass from quarterback Davis Mills to receiver Brandin Cooks with 2:52 left.

Willis was intercepted on a pass intended for receiver Treyton Burks with just under two minutes to play, and he threw an interception on a desperation pass on the final play of the game.

The Titans return to action on Thursday night against the Dallas Cowboys at Nissan Stadium.

"It's always unfortunate, coming out of the game with an L, especially after getting up," Willis said. "We just have to keep fighting, keep going. It's on to the next. There's nothing we can do about it now but learn from it."

###

Week 16

National Football League Game Summary

NFL Copyright © 2022 by The National Football League. All rights reserved. This summary and play-by-play is for the express purpose of assisting media in their coverage of the game; any other use of this material is prohibited without the written permission of the National Football League.

Date: Saturday, 12/24/2022 Houston Texans at Tennessee Titans Start Time: 1:02 PM CST
 at Nissan Stadium, Nashville, TN

Game Day Weather

Game Weather: Clear and Cold Temp: 20° F (-6.7° C) Humidity: 56%, Wind: W 10 mph
 Played Open Stadium on Turf: Grass Outdoor Weather: Clear and Cold, Wind Chill: 6

Officials

Referee: Smith, Shawn (14)	Umpire: Neale, Bryan (92)	Down Judge: Hittner, Mark (28)
Line Judge: Dolce, Michael (123)	Field Judge: Prioleau, Dyrol (109)	Side Judge: Reynard, Clay (18)
Back Judge: Paganelli, Dino (105)	Replay Official: Wimmer, Mike (0)	

Lineups

Houston Texans			Tennessee Titans				
Offense		Defense	Offense		Defense		
TE	6 J.Driskel	DE	55 J.Hughes	WR	19 C.Conley	OLB	48 B.Dupree
WR	15 C.Moore	DT	91 R.Lopez	TE	87 G.Swaim	DT	98 J.Simmons
LT	78 L.Tunsil	DT	96 M.Collins	LT	71 D.Daley	DT	93 T.Tart
LG	71 T.Howard	DE	45 O.Okoronkwo	LG	55 A.Brewer	DL	96 D.Autry
C	54 S.Quessenberry	LB	48 C.Harris	C	62 C.Levin	LB	56 M.Rice
RG	60 A.Cann	LB	58 C.Kirksey	RG	70 J.Roos	LB	41 Z.Cunningham
RT	67 C.Heck	DB	2 T.Thomas	RT	78 N.Petit-Frere	CB	21 R.McCreary
TE	88 J.Akins	DB	21 S.Nelson	WR	15 N.Westbrook-Ikhine	CB	30 T.Avery
WR	13 B.Cooks	CB	25 D.King	QB	7 M.Willis	DB	28 J.Kalu
QB	10 D.Mills	S	36 J.Owens	WR	2 R.Woods	S	47 A.Adams
RB	26 R.Freeman	S	5 J.Pitre	RB	22 D.Henry	S	31 K.Byard

Substitutions

DB 1 T.Smith, WR 4 P.Dorsett, K 7 K.Fairbairn, TE 9 B.Jordan, P 11 C.Johnston, WR 19 A.Rodgers, DB 23 E.Murray, RB 28 R.Burkhead, DB 29 M.Stewart, LB 32 G.Wallow, RB 33 D.Ogunbowale, FB 34 T.Hairston, DB 35 G.Arnold, LB 43 N.Hewitt, LB 44 J.Reeves-Maybin, LS 46 J.Weeks, LB 49 J.Hansen, DL 52 J.Greenard, LB 53 B.Cashman, DL 56 T.Booker, OL 64 J.McCray, OL 76 A.Deculus, OL 79 J.Morrissey, TE 84 T.Quitorian, DL 92 R.Green, DL 93 K.Hinich

Substitutions

P 4 R.Stonehouse, WR 13 R.McMath, K 14 R.Bullock, WR 16 T.Burks, CB 20 L.Johnson, RB 25 H.Haskins, CB 32 G.Mabin, RB 33 J.Ward, RB 36 J.Chestnut, DB 38 D.Harris, LB 42 J.Jones, LS 46 M.Cox, LB 50 J.Gibbens, LB 54 A.Smith, OLB 57 T.Basham, T 61 L.Clark, OL 69 D.Munyer, TE 81 A.Hooper, TE 85 C.Okonkwo, TE 86 K.Rader, DT 90 N.Jones, DL 95 D.Walker, DE 97 K.Strong, OLB 99 R.Weaver

Did Not Play

QB 11 J.Dobbs, C/G 67 X.Newman-Johnson

Not Active

QB 3 K.Allen, DB 38 J.Francis, OL 59 K.Green, TE 83 O.Howard, DL 97 M.Addison

QB 17 R.Tannehill, DB 23 J.Reid, CB 26 K.Fulton, DB 29 J.Thompson, DB 37 A.Hooker, LB 53 D.Cole, DE 94 M.Edwards

Field Goals (made () & missed)

K.Fairbairn		(25) (22)				
			1	2	3	4
VISITOR:	Houston Texans		7	3	0	9
HOME:	Tennessee Titans		7	0	7	0
						OT
						Total
						19
						14

Scoring Plays

Team	Qtr	Time	Play Description (Extra Point) (Drive Info)	Visitor	Home
Titans	1	8:48	D.Henry 48 yd. run (R.Bullock kick) (5-60, 3:09)	0	7
Texans	1	2:34	R.Burkhead fumble recovery in end zone (K.Fairbairn kick) (11-75, 6:14)	7	7
Texans	2	6:50	K.Fairbairn 25 yd. Field Goal (13-52, 8:10)	10	7
Titans	3	8:51	M.Willis 14 yd. run (R.Bullock kick) (6-52, 3:34)	10	14
Texans	4	7:25	K.Fairbairn 22 yd. Field Goal (10-54, 6:19)	13	14
Texans	4	2:52	B.Cooks 6 yd. pass from D.Mills (pass failed) (5-73, 2:15)	19	14

Paid Attendance: 66,634

Time: 2:42

Houston Texans vs Tennessee Titans

12/24/2022 at Nissan Stadium

Final Individual Statistics

D.Autry	0	0	0	0	0	1	0	0	0	0
Total	2	1	1	0	0	1	0	0	0	0

Final Team Statistics

	Visitor Texans	Home Titans
TOTAL FIRST DOWNS	15	16
By Rushing	7	11
By Passing	8	4
By Penalty	0	1
THIRD DOWN EFFICIENCY	5-14-35.7%	4-12-33.3%
FOURTH DOWN EFFICIENCY	0-1-0.0%	1-2-50.0%
TOTAL NET YARDS	285	272
Total Offensive Plays (inc. times thrown passing)	63	58
Average gain per offensive play	4.5	4.7
NET YARDS RUSHING	70	184
Total Rushing Plays	30	31
Average gain per rushing play	2.3	5.9
Tackles for a loss-number and yards	4-9	4-9
NET YARDS PASSING	215	88
Times thrown - yards lost attempting to pass	1-3	4-11
Gross yards passing	218	99
PASS ATTEMPTS-COMPLETIONS-HAD INTERCEPTED	32-20-1	23-14-2
Avg gain per pass play (inc.# thrown passing)	6.5	3.3
KICKOFFS Number-In End Zone-Touchbacks	5-2-1	3-1-1
PUNTS Number and Average	5-44.2	6-50.2
Had Blocked	0	0
FGs - PATs Had Blocked	0-0	0-0
Net Punting Average	41.0	43.3
TOTAL RETURN YARDAGE (Not Including Kickoffs)	67	23
No. and Yards Punt Returns	5-41	2-16
No. and Yards Kickoff Returns	2-51	4-85
No. and Yards Interception Returns	2-26	1-7
PENALTIES Number and Yards	4-35	5-30
FUMBLES Number and Lost	2-0	2-1
TOUCHDOWNS	2	2
Rushing	0	2
Passing	1	0
Fumbles	1	0
EXTRA POINTS Made-Attempts	1-2	2-2
Kicking Made-Attempts	1-1	2-2
Passing Made-Attempts	0-1	0-0
FIELD GOALS Made-Attempts	2-2	0-0
RED ZONE EFFICIENCY	2-4-50%	1-1-100%
GOAL TO GO EFFICIENCY	2-3-67%	0-0-0%
SAFETIES	0	0
FINAL SCORE	19	14
TIME OF POSSESSION	33:03	26:57

Ball Possession And Drive Chart

Houston Texans

#	Time Recd	Time Lost	Time Poss	How Ball Obtained	Drive Began	# Play	Yds Gain	Yds Pen	Net Yds	1st Down	Last Scrm	How Given Up
1	12:55	11:57	0:58	Punt	HST 26	3	2	0	2	0	HST 28	Punt
2	8:48	2:34	6:14	Kickoff	HST 25	11	75	0	75	4	* TEN 6	Touchdown
3	15:00	6:50	8:10	Punt	HST 41	13	57	-5	52	4	* TEN 7	Field Goal
4	3:53	2:20	1:33	Punt	HST 23	3	-1	0	-1	0	HST 22	Punt
5	0:09	0:00	0:09	Punt	HST 9	1	-1	0	-1	0	HST 9	End of Half
6	15:00	12:25	2:35	Kickoff	HST 28	7	25	0	25	1	TEN 47	Downs
7	8:51	7:01	1:50	Kickoff	HST 37	3	2	-5	-3	0	HST 34	Interception
8	6:06	3:55	2:11	Downs	HST 38	3	4	0	4	0	HST 42	Punt
9	1:41	1:15	0:26	Punt	HST 31	3	0	0	0	0	HST 31	Punt
10	13:44	7:25	6:19	Fumble	HST 42	10	49	5	54	3	* TEN 4	Field Goal
11	5:07	2:52	2:15	Punt	HST 27	5	73	0	73	3	* TEN 6	Touchdown
12	1:33	1:10	0:23	Interception	TEN 38	3	0	0	0	0	TEN 38	Punt

(389) Average HST 32

Tennessee Titans

#	Time Recd	Time Lost	Time Poss	How Ball Obtained	Drive Began	# Play	Yds Gain	Yds Pen	Net Yds	1st Down	Last Scrm	How Given Up
1	15:00	12:55	2:05	Kickoff	TEN 27	3	-9	0	-9	0	TEN 18	Punt
2	11:57	8:48	3:09	Punt	TEN 40	5	65	-5	60	2	HST 48	Touchdown
3	2:34	0:00	2:34	Kickoff	TEN 25	3	9	-10	-1	0	TEN 24	Punt
4	6:50	3:53	2:57	Kickoff	TEN 27	4	12	5	17	1	TEN 44	Punt
5	2:20	0:09	2:11	Punt	TEN 25	10	35	-5	30	3	HST 45	Punt
6	12:25	8:51	3:34	Downs	TEN 48	6	52	0	52	3	* HST 14	Touchdown
7	7:01	6:06	0:55	Interception	HST 40	4	2	0	2	0	HST 38	Downs
8	3:55	1:41	2:14	Punt	TEN 10	3	9	0	9	0	TEN 19	Punt
9	1:15	13:44	2:31	Punt	TEN 31	5	27	0	27	2	HST 44	Fumble
10	7:25	5:07	2:18	Kickoff	TEN 21	3	2	0	2	0	TEN 23	Punt
11	2:52	1:33	1:19	Kickoff	TEN 25	6	30	0	30	2	HST 45	Interception
12	1:10	0:00	1:10	Punt	TEN 4	6	38	15	53	3	HST 43	Interception

(343) Average TEN 29

* inside opponent's 20

Time of Possession by Quarter		1st	2nd	3rd	4th	OT	Total
Visitor	Houston Texans	7:12	9:52	7:02	8:57		33:03
Home	Tennessee Titans	7:48	5:08	7:58	6:03		26:57

Kickoff Drive No.-Start Average

Texans: 3 - HST 30

Titans: 5 - TEN 25

Final Defensive Statistics

Houston Texans	Regular Defensive Plays											Special Teams					Misc				
	TKL	AST	COMB	SK	/ YDS	TFL	Q	IN	PD	FF	FR	TKL	AST	FF	FR	BL	TKL	AST	FF	FR	
J.Pitre	7	2	9	0	0	0	0	1	1	0	0	0	0	0	0	0	0	0	0	0	0
C.Kirksey	6	0	6	0	0	0	0	0	0	0	0	0	0	0	0	0	0	0	0	0	0
C.Harris	5	1	6	0	0	0	0	1	2	0	0	0	0	0	0	0	0	0	0	0	0
O.Okoronkwo	5	0	5	2	11	3	2	0	0	0	0	0	0	0	0	0	0	0	0	0	0
T.Thomas	3	1	4	0	0	0	0	0	1	0	0	0	1	0	0	0	0	0	0	0	0
R.Lopez	2	2	4	0	0	1	0	0	0	0	0	0	0	0	0	0	0	0	0	0	0
R.Green	2	2	4	0	0	0	0	0	0	0	0	0	0	0	0	0	0	0	0	0	0
D.King	1	3	4	0	0	0	0	0	0	0	0	0	0	0	0	0	0	0	0	0	0
J.Owens	3	0	3	1	0	0	1	0	0	0	0	0	0	0	0	0	0	0	0	0	0
M.Collins	3	0	3	0	0	2	1	0	1	0	0	0	0	0	0	0	0	0	0	0	0
J.Hansen	2	1	3	0	0	0	0	0	0	1	0	0	0	0	0	0	0	0	0	0	0
J.Greenard	1	2	3	0	0	1	1	0	0	0	1	0	0	0	0	0	0	0	0	0	0
B.Cashman	2	0	2	1	0	0	1	0	0	0	0	0	0	0	0	0	0	0	0	0	0
T.Booker	1	1	2	0	0	0	0	0	0	0	0	0	0	0	0	0	0	0	0	0	0
K.Hinish	1	1	2	0	0	1	0	0	0	0	0	0	0	0	0	0	0	0	0	0	0
J.Hughes	1	0	1	0	0	0	0	0	0	1	0	0	0	0	0	0	0	0	0	0	0
S.Nelson	0	1	1	0	0	0	0	0	0	0	0	0	0	0	0	0	0	0	0	0	0
N.Hewitt	0	0	0	0	0	0	0	0	0	0	0	1	1	0	0	0	0	0	0	0	0
T.Smith	0	0	0	0	0	0	0	0	0	0	0	1	0	0	0	0	0	0	0	0	0
J.Reeves-Maybin	0	0	0	0	0	0	0	0	0	0	0	1	0	0	0	0	0	0	0	0	0
G.Arnold	0	0	0	0	0	0	0	0	0	0	0	1	0	0	0	0	0	0	0	0	0
D.Ogunbowale	0	0	0	0	0	0	0	0	0	0	0	0	1	0	0	0	0	0	0	0	0
E.Murray	0	0	0	0	0	0	0	0	0	0	0	0	1	0	0	0	0	0	0	0	0
R.Burkhead	0	0	0	0	0	0	0	0	0	0	0	0	0	0	0	0	1	0	0	0	1
D.Mills	0	0	0	0	0	0	0	0	0	0	0	0	0	0	0	0	0	0	0	0	1
Total	45	17	62	4	11	8	6	2	5	2	1	4	4	0	0	0	1	0	0	0	2

TKL = Tackle AST = Assist COMB = Combined QH=QB Hit IN = Interception PD = Pass Defense FF = Forced Fumble FR = Fumble Recovery

Final Defensive Statistics

Tennessee Titans	Regular Defensive Plays											Special Teams					Misc				
	TKL	AST	COMB	SK	/ YDS	TFL	QH	IN	PD	FF	FR	TKL	AST	FF	FR	BL	TKL	AST	FF	FR	
M.Rice	7	2	9	0	0	0	0	0	0	0	0	0	0	0	0	0	0	0	0	0	0
K.Byard	5	3	8	0	0	0	1	0	0	0	0	1	0	0	0	0	0	0	0	0	0
D.Autry	5	2	7	1	3	2	2	0	2	1	0	0	0	0	0	0	0	0	0	0	0
J.Gibbens	4	3	7	0	0	0	0	1	1	0	0	0	1	0	0	0	0	0	0	0	0
R.McCreary	4	1	5	0	0	0	0	0	0	0	0	0	0	0	0	0	0	0	0	0	0
T.Tart	2	2	4	0	0	1	0	0	1	0	0	0	0	0	0	0	0	0	0	0	0
J.Simmons	1	3	4	0	0	0	2	0	0	0	0	0	0	0	0	0	0	0	0	0	0
J.Kalu	1	3	4	0	0	0	0	0	0	0	0	0	0	0	0	0	0	0	0	0	0
R.Weaver	2	1	3	0	0	1	0	0	0	0	0	0	0	0	0	0	0	0	0	0	0
L.Johnson	2	1	3	0	0	0	0	0	0	0	0	0	0	0	0	0	0	0	0	0	0
T.Avery	2	0	2	0	0	0	0	0	1	0	0	0	0	0	0	0	0	0	0	0	0
D.Walker	2	0	2	0	0	1	0	0	0	0	0	0	0	0	0	0	0	0	0	0	0
A.Adams	1	1	2	0	0	0	0	0	0	0	0	1	0	0	0	0	0	0	0	0	0
J.Jones	1	0	1	0	0	0	0	0	0	0	0	1	0	0	0	0	0	0	0	0	0
K.Strong	1	0	1	0	0	0	0	0	0	0	0	0	0	0	0	0	0	0	0	0	0
T.Basham	0	1	1	0	0	0	0	0	0	0	0	0	0	0	0	0	0	0	0	0	0
B.Dupree	0	0	0	0	0	0	1	0	0	0	0	0	0	0	0	0	0	0	0	0	0
C.Okonkwo	0	0	0	0	0	0	0	0	0	0	0	1	1	0	0	0	0	0	0	0	0
D.Harris	0	0	0	0	0	0	0	0	0	0	0	1	0	0	0	0	0	0	0	0	0
J.Ward	0	0	0	0	0	0	0	0	0	0	0	1	0	0	0	0	0	0	0	0	0
M.Cox	0	0	0	0	0	0	0	0	0	0	0	1	0	0	0	0	0	0	0	0	0
A.Brewer	0	0	0	0	0	0	0	0	0	0	0	0	0	0	0	0	1	0	0	0	0
M.Willis	0	0	0	0	0	0	0	0	0	0	0	0	0	0	0	0	0	0	0	0	1
Total	40	23	63	1	3	5	6	1	5	1	0	7	2	0	0	0	1	0	0	0	1

Play By Play

First Quarter

12/24/2022

HST wins the coin toss and elects to defer. TEN elects to Receive, and HST elects to defend the south goal.

K.Fairbairn kicks 53 yards from HST 35 to TEN 12. J.Chestnut to TEN 27 for 15 yards (T.Smith).

Tennessee Titans at 15:00, (1st play from scrimmage 14:57)

- 1-10-TEN 27 (14:57) D.Henry right end to TEN 29 for 2 yards (J.Pitre).
- 2-8-TEN 29 (14:22) M.Willis pass short right to D.Henry to TEN 24 for -5 yards (M.Collins, R.Lopez).
- 3-13-TEN 24 (13:43) (Shotgun) M.Willis sacked at TEN 18 for -6 yards (O.Okoronkwo).
- 4-19-TEN 18 (13:03) R.Stonehouse punts 56 yards to HST 26, Center-M.Cox. D.King to HST 26 for no gain (D.Harris).

Houston Texans at 12:55

- 1-10-HST 26 (12:55) R.Freeman right tackle to HST 28 for 2 yards (A.Adams; J.Kalu).
- 2-8-HST 28 (12:16) (Shotgun) D.Mills pass incomplete short middle to B.Cooks (T.Tart).
- 3-8-HST 28 (12:12) (Shotgun) D.Mills pass incomplete deep middle to T.Quitoriano.
- 4-8-HST 28 (12:07) C.Johnston punts 38 yards to TEN 34, Center-J.Weeks. R.Woods pushed ob at TEN 40 for 6 yards (N.Hewitt).

Tennessee Titans at 11:57

- 1-10-TEN 40 (11:57) D.Henry left tackle to TEN 45 for 5 yards (C.Harris, D.King).
- 2-5-TEN 45 (11:16) D.Henry left end to HST 40 for 15 yards (J.Pitre).
PENALTY on TEN, Illegal Formation, 5 yards, enforced at TEN 45 - No Play.
- 2-10-TEN 40 (11:02) M.Willis sacked at TEN 40 for 0 yards (J.Owens).
- 3-10-TEN 40 (10:18) (Shotgun) M.Willis pass short left to N.Westbrook-Ikhine to TEN 49 for 9 yards (T.Thomas).
- 4-1-TEN 49 (9:37) M.Willis up the middle to HST 48 for 3 yards (T.Booker).
- 1-10-HST 48 (8:58) (Shotgun) D.Henry right guard for 48 yards, TOUCHDOWN.
R.Bullock extra point is GOOD, Center-M.Cox, Holder-R.Stonehouse.

R1

R2

HST 0 TEN 7, 5 plays, 60 yards, 3:09 drive, 6:12 elapsed
--

R.Bullock kicks 65 yards from TEN 35 to end zone, Touchback.

Houston Texans at 8:48

- 1-10-HST 25 (8:48) (Shotgun) R.Freeman right guard to HST 30 for 5 yards (K.Byard).
- 2-5-HST 30 (8:07) (Shotgun) R.Freeman up the middle to HST 32 for 2 yards (M.Rice).
- 3-3-HST 32 (7:23) (Shotgun) D.Mills scrambles right guard to HST 36 for 4 yards (M.Rice). R1
- 1-10-HST 36 (6:44) (Shotgun) R.Freeman right tackle to HST 39 for 3 yards (K.Strong). HST-T.Howard was injured during the play. His return is Questionable.
- 2-7-HST 39 (6:15) J.Driskel pass short right to B.Jordan to TEN 46 for 15 yards (K.Byard). P2
- 1-10-TEN 46 (5:28) (Shotgun) R.Freeman up the middle to TEN 42 for 4 yards (K.Byard; R.McCreary).
- 2-6-TEN 42 (4:52) (Shotgun) D.Mills pass short left to J.Driskel to TEN 38 for 4 yards (J.Kalu).
- 3-2-TEN 38 (4:10) D.Mills pass deep right to J.Akins to TEN 8 for 30 yards (A.Adams). P3
- 1-8-TEN 8 (3:27) R.Freeman left tackle to TEN 6 for 2 yards (D.Autry).
- 2-6-TEN 6 (2:49) (Shotgun) D.Mills pass incomplete short left to C.Moore [B.Dupree].
Timeout #1 by HST at 02:44.
- 3-6-TEN 6 (2:44) (Shotgun) D.Mills scrambles right end to TEN 1 for 5 yards (D.Autry). FUMBLES (D.Autry), recovered by HST-R.Burkhead at TEN -6. TOUCHDOWN. R4
K.Fairbairn extra point is GOOD, Center-J.Weeks, Holder-C.Johnston.

HST 7 TEN 7, 11 plays, 75 yards, 6:14 drive, 12:26 elapsed
--

K.Fairbairn kicks 64 yards from HST 35 to TEN 1. J.Chestnut to TEN 25 for 24 yards (N.Hewitt; D.Ogunbowale).

Tennessee Titans at 2:34, (1st play from scrimmage 2:30)

- 1-10-TEN 25 (2:30) M.Willis pass short right to T.Burks pushed ob at TEN 45 for 20 yards (J.Pitre).
PENALTY on TEN-N.Petit-Frere, Offensive Holding, 10 yards, enforced at TEN 25 - No Play.
- 1-20-TEN 15 (2:04) D.Henry left guard to TEN 28 for 13 yards (J.Hansen).
- 2-7-TEN 28 (1:29) D.Henry right guard to TEN 29 for 1 yard (C.Harris; R.Lopez).
- 3-6-TEN 29 (:47) (Shotgun) M.Willis sacked at TEN 24 for -5 yards (O.Okoronkwo).
- 4-11-TEN 24 (:10) R.Stonehouse punts 44 yards to HST 32, Center-M.Cox. D.King to HST 41 for 9 yards (K.Byard).

END OF QUARTER

	Score	Time Poss	First Downs				Efficiencies	
			R	P	X	T	3 Down	4 Down
Houston Texans	7	7:12	2	2	0	4	3/4	0/0
Tennessee Titans	7	7:48	2	0	0	2	0/3	1/1

Second Quarter

12/24/2022

Play By Play

Houston Texans continued.

Houston Texans at 15:00

1-10-HST 41	(15:00) (Shotgun) D.Mills pass incomplete deep left to B.Cooks. PENALTY on TEN-J.Kalu, Defensive Offside, 5 yards, enforced at HST 41 - No Play.	
1-5-HST 46	(14:55) (Shotgun) D.Ogunbowale left tackle to HST 44 for -2 yards (R.Weaver).	
2-7-HST 44	(14:20) D.Ogunbowale up the middle to TEN 49 for 7 yards (M.Rice, T.Basham).	R5
<u>1-10-TEN 49</u>	(13:34) (Shotgun) D.Ogunbowale up the middle to TEN 46 for 3 yards (M.Rice). Timeout #1 by TEN at 12:58.	
2-7-TEN 46	(12:58) (Shotgun) J.Driskel pass short right to C.Moore to TEN 33 for 13 yards (K.Byard).	P6
<u>1-10-TEN 33</u>	(12:12) D.Mills pass deep left to B.Cooks for 33 yards, TOUCHDOWN NULLIFIED by Penalty. PENALTY on HST-J.Akins, Offensive Holding, 10 yards, enforced at TEN 33 - No Play. Penalty on HST, Illegal Formation, declined.	
1-20-TEN 43	(12:06) (Shotgun) J.Driskel pass short right to C.Moore to TEN 31 for 12 yards (K.Byard, M.Rice).	
2-8-TEN 31	(11:18) (Shotgun) D.Mills pass short middle to J.Akins to TEN 26 for 5 yards (M.Rice).	
3-3-TEN 26	(10:36) (Shotgun) R.Freeman up the middle to TEN 23 for 3 yards (J.Gibbens; J.Simmons).	R7
<u>1-10-TEN 23</u>	(9:51) (Shotgun) D.Mills pass short right to R.Freeman to TEN 17 for 6 yards (R.McCreary, J.Gibbens).	
2-4-TEN 17	(9:07) R.Freeman right end pushed ob at TEN 12 for 5 yards (K.Byard).	R8
<u>1-10-TEN 12</u>	(8:25) (Shotgun) R.Freeman left guard to TEN 9 for 3 yards (M.Rice; J.Kalu).	
2-7-TEN 9	(7:42) (Shotgun) D.Mills pass incomplete short left [J.Simmons].	
3-7-TEN 9	(7:36) (Shotgun) D.Mills pass short left to R.Burkhead to TEN 7 for 2 yards (L.Johnson, D.Autry).	
4-5-TEN 7	(6:53) K.Fairbairn 25 yard field goal is GOOD, Center-J.Weeks, Holder-C.Johnston.	

HST 10 TEN 7, 13 plays, 52 yards, 1 penalty, 8:10 drive, 8:10 elapsed

K.Fairbairn kicks 66 yards from HST 35 to TEN -1. J.Chestnut to TEN 27 for 28 yards (E.Murray; T.Thomas).

Tennessee Titans at 6:50, (1st play from scrimmage 6:45)

1-10-TEN 27	(6:45) (Shotgun) D.Henry up the middle to TEN 30 for 3 yards (J.Greenard, M.Stewart). PENALTY on HST-K.Hinish, Defensive Offside, 5 yards, enforced at TEN 27 - No Play.	
1-5-TEN 32	(6:19) (Shotgun) D.Henry left end to TEN 39 for 7 yards (D.King).	R3
<u>1-10-TEN 39</u>	(5:40) D.Henry right end to TEN 35 for -4 yards (J.Greenard).	
2-14-TEN 35	(4:59) (Shotgun) M.Willis pass short left to R.Woods to TEN 45 for 10 yards (C.Kirksey).	
3-4-TEN 45	(4:23) (Shotgun) M.Willis up the middle to TEN 44 for -1 yards (R.Lopez). Penalty on TEN-A.Brewer, Offensive Holding, declined.	
4-5-TEN 44	(4:06) R.Stonehouse punts 48 yards to HST 8, Center-M.Cox. D.King to HST 23 for 15 yards (C.Okonkwo, J.Gibbens).	

Houston Texans at 3:53

1-10-HST 23	(3:53) R.Freeman left guard to HST 25 for 2 yards (D.Walker).	
2-8-HST 25	(3:18) R.Freeman left tackle to HST 22 for -3 yards (D.Walker).	
3-11-HST 22	(2:35) (Shotgun) D.Mills pass incomplete deep right to B.Cooks.	
4-11-HST 22	(2:30) C.Johnston punts 53 yards to TEN 25, Center-J.Weeks, downed by HST-B.Cashman.	

Tennessee Titans at 2:20

1-10-TEN 25	(2:20) D.Henry right tackle to TEN 27 for 2 yards (J.Pitre).	
-------------	--	--

Two-Minute Warning

2-8-TEN 27	(2:00) (Shotgun) M.Willis pass short left to C.Okonkwo pushed ob at TEN 37 for 10 yards (J.Owens).	P4
<u>1-10-TEN 37</u>	(1:54) (Shotgun) M.Willis pass incomplete short left to C.Okonkwo.	
2-10-TEN 37	(1:51) D.Henry left guard to TEN 47 for 10 yards (J.Owens).	R5
<u>1-10-TEN 47</u>	(1:32) (No Huddle, Shotgun) M.Willis pass incomplete short left to T.Burks.	
2-10-TEN 47	(1:30) (Shotgun) M.Willis pass short left to R.Woods to HST 44 for 9 yards (C.Kirksey).	
3-1-HST 44	(1:11) (No Huddle, Shotgun) D.Henry up the middle to HST 42 for 2 yards (C.Kirksey). Timeout #2 by TEN at 01:06.	R6
<u>1-10-HST 42</u>	(1:06) D.Henry left tackle to HST 45 for -3 yards (K.Hinish, J.Greenard).	
2-13-HST 45	(:45) (No Huddle, Shotgun) M.Willis pass short middle to D.Henry to HST 40 for 5 yards (C.Kirksey).	
3-8-HST 40	(:27) (No Huddle, Shotgun) PENALTY on TEN-N.Westbrook-Ikhine, False Start, 5 yards, enforced at HST 40 - No Play. Timeout #2 by HST at 00:27.	

Houston Texans vs Tennessee Titans at Nissan Stadium

3-13-HST 45 (:27) (Shotgun) M.Willis sacked at HST 45 for 0 yards (B.Cashman).

4-13-HST 45 (:20) R.Stonehouse punts 36 yards to HST 9, Center-M.Cox, downed by TEN-M.Cox.

Houston Texans at 0:09

1-10-HST 9 (:09) D.Mills kneels to HST 8 for -1 yards.

END OF QUARTER

	Score	Time Poss	First Downs				Efficiencies	
			R	P	X	T	3 Down	4 Down
Houston Texans	10	9:52	3	1	0	4	1/3	0/0
Tennessee Titans	7	5:08	3	1	0	4	1/3	0/0

Play By Play

Third Quarter

12/24/2022

HST elects to Receive, and TEN elects to defend the South goal.

R.Bullock kicks 63 yards from TEN 35 to HST 2. T.Smith to HST 28 for 26 yards (A.Adams).

Houston Texans at 15:00, (1st play from scrimmage 14:54)

- 1-10-HST 28 (14:54) (Shotgun) D.Mills pass incomplete short left to B.Cooks (D.Autry).
 2-10-HST 28 (14:51) D.Mills pass incomplete short right [J.Simmons].
 3-10-HST 28 (14:43) (Shotgun) D.Mills pass deep left to B.Cooks to HST 44 for 16 yards (T.Avery) [K.Byard]. P9
1-10-HST 44 (14:00) (Shotgun) J.Driskel pass incomplete short right.
 2-10-HST 44 (13:55) (Shotgun) D.Mills pass short left to B.Cooks pushed ob at TEN 48 for 8 yards (T.Avery).
 3-2-TEN 48 (13:14) (Shotgun) R.Freeman right guard to TEN 47 for 1 yard (T.Tart).
 4-1-TEN 47 (12:30) (Shotgun) J.Driskel left end to TEN 47 for no gain (J.Kalu; D.Autry).

Tennessee Titans at 12:25

- 1-10-TEN 48 (12:25) (Shotgun) D.Henry up the middle to TEN 47 for -1 yards (M.Collins).
 2-11-TEN 47 (11:45) (Shotgun) M.Willis scrambles right end pushed ob at HST 41 for 12 yards (C.Harris). R7
1-10-HST 41 (11:02) D.Henry right guard to HST 35 for 6 yards (C.Kirksey, R.Green).
 2-4-HST 35 (10:22) T.Burks left end pushed ob at HST 20 for 15 yards (J.Pitre, D.King). R8
1-10-HST 20 (9:41) D.Henry right end to HST 14 for 6 yards (C.Harris).
 2-4-HST 14 (8:59) (Shotgun) M.Willis left tackle for 14 yards, TOUCHDOWN. R9
 R.Bullock extra point is GOOD, Center-M.Cox, Holder-R.Stonehouse.

HST 10 TEN 14, 6 plays, 52 yards, 3:34 drive, 6:09 elapsed

R.Bullock kicks 53 yards from TEN 35 to HST 12. D.Ogunbowale to HST 37 for 25 yards (J.Ward).

Houston Texans at 8:51, (1st play from scrimmage 8:45)

- 1-10-HST 37 (8:45) D.Ogunbowale left guard to HST 38 for 1 yard (J.Simmons; T.Tart).
 2-9-HST 38 (8:09) D.Ogunbowale left end to HST 39 for 1 yard (J.Simmons).
 3-8-HST 39 (7:29) (Shotgun) PENALTY on HST-L.Tunsil, False Start, 5 yards, enforced at HST 39 - No Play.
 3-13-HST 34 (7:10) (Shotgun) D.Mills pass short left intended for B.Cooks INTERCEPTED by J.Gibbens (T.Avery) at HST 47. J.Gibbens to HST 40 for 7 yards (R.Burkhead).

Tennessee Titans at 7:01

- 1-10-HST 40 (7:01) D.Henry left guard to HST 38 for 2 yards (M.Collins, D.King).
 2-8-HST 38 (6:23) M.Willis pass incomplete deep right.
 3-8-HST 38 (6:14) (Shotgun) M.Willis pass incomplete short middle to A.Hooper (C.Harris).
 4-8-HST 38 (6:10) (Shotgun) M.Willis pass incomplete short left to N.Westbrook-Ikhine (T.Thomas).

Houston Texans at 6:06

- 1-10-HST 38 (6:06) (Shotgun) R.Freeman left guard to HST 41 for 3 yards (D.Autry, T.Tart).
 2-7-HST 41 (5:23) (Shotgun) R.Freeman left tackle to HST 38 for -3 yards (D.Autry, J.Gibbens).
 3-10-HST 38 (4:40) (Shotgun) D.Mills pass short middle to J.Akins to HST 42 for 4 yards (J.Gibbens).
 4-6-HST 42 (4:01) C.Johnston punts 48 yards to TEN 10, Center-J.Weeks, fair catch by R.Woods.

Tennessee Titans at 3:55

- 1-10-TEN 10 (3:55) D.Henry up the middle to TEN 12 for 2 yards (R.Green; J.Hansen).
 2-8-TEN 12 (3:22) (Shotgun) D.Henry right guard to TEN 14 for 2 yards (K.Hinish; T.Booker).
 3-6-TEN 14 (2:38) (Shotgun) M.Willis pass short middle to R.Woods to TEN 19 for 5 yards (C.Harris).
 4-1-TEN 19 (1:53) R.Stonehouse punts 61 yards to HST 20, Center-M.Cox. D.King to HST 31 for 11 yards (J.Jones).

Houston Texans at 1:41

- 1-10-HST 31 (1:41) D.Mills pass incomplete short left to C.Moore (D.Autry).
 2-10-HST 31 (1:35) (Shotgun) D.Mills pass incomplete deep left to B.Cooks [D.Autry].
 3-10-HST 31 (1:29) (Shotgun) D.Mills pass incomplete short right to A.Rodgers.
 4-10-HST 31 (1:24) C.Johnston punts 48 yards to TEN 21, Center-J.Weeks. R.Woods to TEN 31 for 10 yards (J.Reeves-Maybin).

Tennessee Titans at 1:15

- 1-10-TEN 31 (1:15) (Shotgun) M.Willis pass short middle to N.Westbrook-Ikhine to TEN 45 for 14 yards (J.Pitre). P10
1-10-TEN 45 (:38) D.Henry right guard to TEN 49 for 4 yards (J.Pitre).

Houston Texans vs Tennessee Titans at Nissan Stadium

END OF QUARTER

	Score	Time Poss	First Downs				Efficiencies	
			R	P	X	T	3 Down	4 Down
Houston Texans	10	7:02	0	1	0	1	1/5	0/1
Tennessee Titans	14	7:58	3	1	0	4	0/2	0/1

Play By Play

Fourth Quarter

12/24/2022

Tennessee Titans continued.

- 2-6-TEN 49 (15:00) (Shotgun) M.Willis pass short right to A.Hooper to HST 46 for 5 yards (J.Pitre).
- 3-1-HST 46 (14:31) D.Henry up the middle to HST 44 for 2 yards (R.Green, J.Greenard). R11
- 1-10-HST 44 (13:53) D.Henry left tackle to HST 38 for 6 yards (J.Hansen). FUMBLES (J.Hansen), RECOVERED by HST-J.Greenard at HST 42.

Houston Texans at 13:44

- 1-10-HST 42 (13:44) D.Mills FUMBLES (Aborted) at HST 42, and recovers at HST 42.
PENALTY on TEN-J.Simmons, Defensive Offside, 5 yards, enforced at HST 42 - No Play.
- 1-5-HST 47 (13:14) D.Mills pass short left to T.Hairston to HST 47 for no gain (J.Jones).
- 2-5-HST 47 (12:33) (Shotgun) D.Mills pass deep middle to P.Dorsett to TEN 35 for 18 yards (R.McCreary). P10
- 1-10-TEN 35 (11:49) (Shotgun) D.Mills pass short right to B.Cooks to TEN 31 for 4 yards (R.McCreary).
- 2-6-TEN 31 (11:16) D.Ogunbowale up the middle to TEN 23 for 8 yards (J.Gibbens, K.Byard). R11
- 1-10-TEN 23 (10:45) (Shotgun) D.Mills pass short left to P.Dorsett ran ob at TEN 16 for 7 yards.
- 2-3-TEN 16 (10:12) D.Ogunbowale left guard to TEN 10 for 6 yards (K.Byard; R.Weaver). R12
- 1-10-TEN 10 (9:34) (Shotgun) D.Ogunbowale up the middle to TEN 6 for 4 yards (R.Weaver).
- 2-6-TEN 6 (8:55) (Shotgun) D.Mills sacked at TEN 9 for -3 yards (D.Autry).
- 3-9-TEN 9 (8:11) (Shotgun) D.Mills pass short left to R.Burkhead to TEN 4 for 5 yards (J.Gibbens, L.Johnson).
- 4-4-TEN 4 (7:27) K.Fairbairn 22 yard field goal is GOOD, Center-J.Weeks, Holder-C.Johnston.

HST 13 TEN 14, 10 plays, 54 yards, 1 penalty, 6:19 drive, 7:35 elapsed
--

K.Fairbairn kicks 62 yards from HST 35 to TEN 3. J.Chestnut to TEN 21 for 18 yards (G.Arnold).

Tennessee Titans at 7:25, (1st play from scrimmage 7:21)

- 1-10-TEN 21 (7:21) D.Henry right guard to TEN 22 for 1 yard (O.Okoronkwo).
- 2-9-TEN 22 (6:40) (Shotgun) M.Willis pass short right to G.Swaim to TEN 21 for -1 yards (O.Okoronkwo, S.Nelson).
- 3-10-TEN 21 (5:56) (Shotgun) M.Willis right guard to TEN 23 for 2 yards (O.Okoronkwo).
- 4-8-TEN 23 (5:21) R.Stonehouse punts 56 yards to HST 21, Center-M.Cox. D.King to HST 27 for 6 yards (M.Cox, C.Okonkwo).

Houston Texans at 5:07

- 1-10-HST 27 (5:07) (Shotgun) D.Mills pass short middle to B.Jordan to HST 33 for 6 yards (M.Rice).
- 2-4-HST 33 (4:30) (Shotgun) D.Mills pass deep right to P.Dorsett to TEN 47 for 20 yards (R.McCreary). P13
- 1-10-TEN 47 (3:49) (Shotgun) D.Mills pass deep right to A.Rodgers ran ob at TEN 10 for 37 yards (L.Johnson). P14
- 1-10-TEN 10 (3:43) R.Freeman right end to TEN 6 for 4 yards (J.Gibbens).
- 2-6-TEN 6 (2:58) (Shotgun) D.Mills pass short left to B.Cooks for 6 yards, TOUCHDOWN. P15
Penalty on TEN-L.Johnson, Illegal Use of Hands, declined.
TWO-POINT CONVERSION ATTEMPT. D.Mills pass to A.Rodgers is incomplete. ATTEMPT FAILS.

HST 19 TEN 14, 5 plays, 73 yards, 2:15 drive, 12:08 elapsed

K.Fairbairn kicks 65 yards from HST 35 to end zone, Touchback.

Tennessee Titans at 2:52

- 1-10-TEN 25 (2:52) (Shotgun) D.Henry up the middle to TEN 31 for 6 yards (T.Thomas, J.Pitre).
- 2-4-TEN 31 (2:34) (No Huddle, Shotgun) D.Henry right tackle to TEN 42 for 11 yards (R.Green, J.Pitre). R12
- 1-10-TEN 42 (2:09) (No Huddle, Shotgun) M.Willis pass incomplete short right [J.Greenard].
- 2-10-TEN 42 (2:06) (Shotgun) M.Willis left tackle to TEN 49 for 7 yards (R.Lopez).

Two-Minute Warning

- 3-3-TEN 49 (2:00) (Shotgun) M.Willis left tackle to HST 45 for 6 yards (J.Pitre). R13
- 1-10-HST 45 (1:39) (No Huddle, Shotgun) M.Willis pass short left intended for T.Burks INTERCEPTED by C.Harris [M.Collins] at HST 42. C.Harris pushed ob at TEN 38 for 20 yards (A.Brewer).

Houston Texans at 1:33

- 1-10-TEN 38 (1:33) D.Mills FUMBLES (Aborted) at TEN 39, and recovers at TEN 39.
Penalty on HST, Illegal Formation, declined.
- 2-11-TEN 39 (1:30) R.Freeman up the middle to TEN 40 for -1 yards (T.Tart, J.Simmons).
Timeout #1 by TEN at 01:23.
- 3-12-TEN 40 (1:23) (Shotgun) J.Driskel left end to TEN 38 for 2 yards (M.Rice).
Timeout #2 by TEN at 01:17.
- 4-10-TEN 38 (1:17) C.Johnston punts 34 yards to TEN 4, Center-J.Weeks, downed by HST-T.Smith.

Houston Texans vs Tennessee Titans at Nissan Stadium

Tennessee Titans at 1:10

- 1-10-TEN 4 (1:10) (Shotgun) M.Willis pass incomplete short middle to R.Woods (M.Collins).
- 2-10-TEN 4 (1:06) (Shotgun) M.Willis pass short left to R.Woods to TEN 10 for 6 yards (B.Cashman).
- 3-4-TEN 10 (:45) (No Huddle, Shotgun) M.Willis pass short right to H.Haskins to TEN 18 for 8 yards (C.Harris, T.Thomas). P14
- Timeout #3 by TEN at 00:38.
- Timeout #1 by HST at 00:38.
- 1-10-TEN 18 (:38) (Shotgun) M.Willis pass short middle to H.Haskins to TEN 27 for 9 yards (T.Thomas).
- 2-1-TEN 27 (:15) (No Huddle, Shotgun) M.Willis to TEN 21 for -6 yards (J.Hughes). FUMBLES (J.Hughes), and recovers at TEN 21. M.Willis pass deep right to A.Hooper pushed ob at TEN 42 for 15 yards (C.Kirksey). P15
- PENALTY on HST-J.Greenard, Face Mask, 15 yards, enforced at TEN 42. X16
- Timeout #2 by HST at 00:05.
- 1-10-HST 43 (:05) (Shotgun) M.Willis pass deep left INTERCEPTED by J.Pitre at HST -2. J.Pitre to HST 4 for 6 yards.

END OF QUARTER

	Score	Time Poss	First Downs				Efficiencies	
			R	P	X	T	3 Down	4 Down
Houston Texans	19	8:57	2	4	0	6	0/2	0/0
Tennessee Titans	14	6:03	3	2	1	6	3/4	0/0

Miscellaneous Statistics Report

Houston Texans vs Tennessee Titans
12/24/2022 at Nissan Stadium

Ten Longest Plays for Houston Texans

Yards	Qtr	Play Start	Play Description
37	4	1-10-TEN 47	(3:49) (Shotgun) D.Mills pass deep right to A.Rodgers ran ob at TEN 10 for 37 yards (L.Johnson).
30	1	3-2-TEN 38	(4:10) D.Mills pass deep right to J.Akins to TEN 8 for 30 yards (A.Adams).
20	4	2-4-HST 33	(4:30) (Shotgun) D.Mills pass deep right to P.Dorsett to TEN 47 for 20 yards (R.McCreary).
18	4	2-5-HST 47	(12:33) (Shotgun) D.Mills pass deep middle to P.Dorsett to TEN 35 for 18 yards (R.McCreary).
16	3	3-10-HST 28	(14:43) (Shotgun) D.Mills pass deep left to B.Cooks to HST 44 for 16 yards (T.Avery) [K.Byard].
15	1	2-7-HST 39	(6:15) J.Driskel pass short right to B.Jordan to TEN 46 for 15 yards (K.Byard).
13	2	2-7-TEN 46	(12:58) (Shotgun) J.Driskel pass short right to C.Moore to TEN 33 for 13 yards (K.Byard).
12	2	1-20-TEN 43	(12:06) (Shotgun) J.Driskel pass short right to C.Moore to TEN 31 for 12 yards (K.Byard, M.Rice).
8	3	2-10-HST 44	(13:55) (Shotgun) D.Mills pass short left to B.Cooks pushed ob at TEN 48 for 8 yards (T.Avery).
8	4	2-6-TEN 31	(11:16) D.Ogunbowale up the middle to TEN 23 for 8 yards (J.Gibbens, K.Byard).

Ten Longest Plays for Tennessee Titans

Yards	Qtr	Play Start	Play Description
48	1	1-10-HST 48	(8:58) (Shotgun) D.Henry right guard for 48 yards, TOUCHDOWN.
30	4	2-1-TEN 27	(:15) (No Huddle, Shotgun) M.Willis to TEN 21 for -6 yards (J.Hughes). FUMBLES (J.Hughes), and recovers at TEN 21.
15	3	2-4-HST 35	(10:22) T.Burks left end pushed ob at HST 20 for 15 yards (J.Pitre, D.King).
14	3	2-4-HST 14	(8:59) (Shotgun) M.Willis left tackle for 14 yards, TOUCHDOWN.
14	3	1-10-TEN 31	(1:15) (Shotgun) M.Willis pass short middle to N.Westbrook-Ikhine to TEN 45 for 14 yards (J.Pitre).
13	1	1-20-TEN 15	(2:04) D.Henry left guard to TEN 28 for 13 yards (J.Hansen).
12	3	2-11-TEN 47	(11:45) (Shotgun) M.Willis scrambles right end pushed ob at HST 41 for 12 yards (C.Harris).
11	4	2-4-TEN 31	(2:34) (No Huddle, Shotgun) D.Henry right tackle to TEN 42 for 11 yards (R.Green, J.Pitre).
10	2	2-14-TEN 35	(4:59) (Shotgun) M.Willis pass short left to R.Woods to TEN 45 for 10 yards (C.Kirksey).
10	2	2-8-TEN 27	(2:00) (Shotgun) M.Willis pass short left to C.Okonkwo pushed ob at TEN 37 for 10 yards (J.Owens).

Touchdown Scoring Information

		Offense	Defense	Special Teams
VISITOR	Houston Texans	2	0	0
HOME	Tennessee Titans	2	0	0

Player Scoring Information

Club	Player	TD	Rush TD	Rec TD	KO TD	Punt TD	Int TD	Fum TD	Misc TD	FG	XP	2Pt Rush	2Pt Rec	Sfty	Points
HST	K.Fairbairn	0	0	0	0	0	0	0	0	2	1	0	0	0	7
HST	B.Cooks	0	0	1	0	0	0	0	0	0	0	0	0	0	6
HST	R.Burkhead	0	0	0	0	0	0	1	0	0	0	0	0	0	6
TEN	D.Henry	0	1	0	0	0	0	0	0	0	0	0	0	0	6
TEN	M.Willis	0	1	0	0	0	0	0	0	0	0	0	0	0	6
TEN	R.Bullock	0	0	0	0	0	0	0	0	0	2	0	0	0	2

Possession Detail

	First Half		Second Half		Game	
	Visitor	Home	Visitor	Home	Visitor	Home
Largest Lead	3	7	5	4	5	7
Drives Leading	2	0	2	4	4	4
Time of Possession Leading	1:42	0:00	2:58	7:58	4:40	7:58
Largest Deficit	-7	-3	-4	-5	-7	-5
Drives Trailing	1	2	5	3	6	5
Time of Possession Trailing	6:14	5:08	13:01	6:03	19:15	11:11
Times Score Tied Up		1		0		1
Lead Changes		2		2		4

C Johnston	P	8	33%	R Bullock	K	5	21%
A Deculus	T	3	12%	D Munyer	C	1	4%
G Wallow	LB	3	12%				

2022 TENNESSEE TITANS REGULAR SEASON STATISTICS

Won 7, Lost 8

Date	W-L	Score	OT	Opponent	Attendance
09/11	L	20-21		N.Y. Giants	67,805
09/19	L	7-41		at Buffalo	70,683
09/25	W	24-22		Las Vegas	68,649
10/02	W	24-17		at Indianapolis	65,781
10/09	W	21-17		at Washington	51,836
10/23	W	19-10		Indianapolis	69,459
10/30	W	17-10		at Houston	68,467
11/06	L	17-20	OT	at Kansas City	73,475
11/13	W	17-10		Denver	69,240
11/17	W	27-17		at Green Bay	77,506
11/27	L	16-20		Cincinnati	69,441
12/04	L	10-35		at Philadelphia	69,879
12/11	L	22-36		Jacksonville	68,409
12/18	L	14-17		at L.A. Chargers	70,240
12/24	L	14-19		Houston	66,634
12/29				Dallas	
01/08				at Jacksonville	

Statistic	Tenn.	Opp.
Total First Downs	241	300
Rushing	94	86
Passing	128	189
Penalty	19	25
3rd Down: Made/Att	67/186	64/201
3rd Down Pct.	36.0	31.8
4th Down: Made/Att	6/12	19/26
4th Down Pct.	50.0	73.1
Possession Avg.	29:00	31:00
Total Net Yards	4416	5395
Avg. Per Game	294.4	359.7
Total Plays	855	979
Avg. Per Play	5.2	5.5
Net Yards Rushing	1887	1201
Avg. Per Game	125.8	80.1
Total Rushes	424	344
Net Yards Passing	2529	4194
Avg. Per Game	168.6	279.6
Sacked/Yards Lost	43/287	37/247
Gross Yards	2816	4441
Att./Completions	388/245	598/390
Completion Pct.	63.1	65.2
Had Intercepted	9	12
Punts/Average	82/53.4	77/45.0
Net Punting Avg.	82/44.4	77/40.0
Penalties/Yards	95/792	108/776
Fumbles/Ball Lost	19/10	17/4
Touchdowns	32	36
Rushing	16	8
Passing	14	26
Returns	2	2

Score By Periods	Q1	Q2	Q3	Q4	OT	PTS
Team	80	105	47	37	0	269
Opponents	50	93	95	71	3	312

Scoring	TD	Rush	Rec	Ret	K-PAT	FG	S	PTS
Henry	13	13	0	0			0	78
Bullock	0	0	0	0	26/26	12/15	0	62
Hilliard	4	0	4	0			0	24
Westbrook-Ikhine	3	0	3	0			0	18
Okonkwo	2	0	2	0			0	14
Burks	2	0	1	1			0	12
Hooper	2	0	2	0			0	12
Tannehill	2	2	0	0			0	12
Shudak	0	0	0	0	1/1	3/4	0	10
Adams	1	0	0	1			0	6
Swaim	1	0	1	0			0	6
Willis	1	1	0	0			0	6
Woods	1	0	1	0			0	6
Lambo	0	0	0	0	3/4	0/0	0	3
Team	32	16	14	2	30/31	15/19	0	269
Opponents	36	8	26	2	27/29	21/23	0	312

2-Pt Conv: Okonkwo, TM 1-1, OPP 3-7

Sacks: Aury 8, Simmons 7.5, Walker 6.5, Weaver 5.5, Dupree 4, Edwards 3, Cole 1, N. Jones 1, Okuyinonu 0.5, **TM 37, OPP 43**

FUM/Lost: Henry 6/3, Tannehill 3/2, Willis 3/2, Phillips 2/2, Board 1/0, Hooker 1/0, Kinsey 1/0, Thompson 1/0, Woods 1/1

Passing	Att	Cmp	Yds	Cmp%	Yds/Att	TD	TD%	Int	Int%	Long	Sack/Lost	Rating
Tannehill	325	212	2536	65.2	7.80	13	4.0	6	1.8	69	33/238	94.6
Willis	61	31	276	50.8	4.52	0	0.0	3	4.9	48	10/49	42.8
Henry	2	2	4	100.0	2.00	1	50.0	0	0.0	3t	0/0	118.8
Team	388	245	2816	63.1	7.26	14	3.6	9	2.3	69	43/287	87.3
Opponents	598	390	4441	65.2	7.43	26	4.3	12	2.0	75t	37/247	93.5

Rushing	No.	Yds	Avg	Long	TD
Henry	319	1429	4.5	56	13
Hilliard	22	145	6.6	30	0
Willis	27	123	4.6	17	1
Tannehill	34	98	2.9	17	2
Haskins	11	50	4.5	9	0
Burks	3	27	9.0	15	0
Chestnut	5	13	2.6	5	0
Okonkwo	3	2	0.7	6	0
Team	424	1887	4.5	56	16
Opponents	344	1201	3.5	68	8

Receiving	No.	Yds	Avg	Long	TD
Woods	44	448	10.2	41	1
Hooper	36	400	11.1	24	2
Henry	32	379	11.8	69	0
Okonkwo	26	384	14.8	48	2
Burks	25	359	14.4	51	1
Westbrook-Ikhine	24	393	16.4	63t	3
Hilliard	21	177	8.4	31	4
Swaim	10	49	4.9	13	1
Phillips	8	78	9.8	21	0
Haskins	7	31	4.4	9	0
Conley	4	46	11.5	27	0
Hollister	3	54	18.0	27	0
Chestnut	2	8	4.0	4	0
Board	1	6	6.0	6	0
Kinsey	1	3	3.0	3	0
McMath	1	1	1.0	1	0
Team	245	2816	11.5	69	14
Opponents	390	4441	11.4	75t	26

Interceptions	No.	Yds	Avg	Long	TD
Byard	2	27	13.5	24	0
Long	2	4	2.0	4	0
Adams	1	76	76.0	76t	1
Gibbens	1	7	7.0	7	0
McCreary	1	4	4.0	4	0
Mitchell	1	1	1.0	1	0
Fulton	1	0	0.0	0	0
Hooker	1	0	0.0	0	0
Kalu	1	0	0.0	0	0
Tart	1	0	0.0	0	0
Team	12	119	9.9	76t	1
Opponents	9	150	16.7	43t	1

Punting	No.	Yds	Avg	Net	TB	In	Lg	B
Stonehouse	82	4376	53.4	44.4	8	29	74	0
Team	82	4376	53.4	44.4	8	29	74	0
Opponents	77	3464	45.0	40.0	4	25	69	0

Punt Returns	Ret	FC	Yds	Avg	Long	TD
Board	14	5	147	10.5	19	0
Woods	10	11	88	8.8	21	0
Phillips	5	2	62	12.4	46	0
Hilliard	2	0	4	2.0	4	0
Kinsey	2	3	0	0.0	0	0
Hooker	1	0	0	0.0	0	0
Thompson	1	0	0	0.0	0	0
Team	35	21	301	8.6	46	0
Opponents	54	10	574	10.6	27	0

Kickoff Returns	No.	Yds	Avg	Long	TD
Haskins	19	414	21.8	37	0
Chestnut	7	144	20.6	33	0
Board	4	82	20.5	22	0
Cannon	2	33	16.5	19	0
Hilliard	1	23	23.0	23	0
Team	33	696	21.1	37	0
Opponents	28	523	18.7	32	0

Field Goals	1-19	20-29	30-39	40-49	50+
Bullock	0/0	4/4	3/3	5/7	0/1
Shudak	0/0	1/1	2/3	0/0	0/0
Team	0/0	5/5	5/6	5/7	0/1
Opponents	0/0	6/6	8/8	5/6	2/3

Bullock: (46G,23G,47N) () (48G) (44G) () (27G,28G,38G,48G) (48N,29G) (44G) (35G) () (36G) () (51N) ()

Shudak: () () () () () () () (33G,35N,24G,38G) () () ()

OPP: () (49G,37G) (21G,32G,35G) (27G,51N) (50G) (50G) (43G) (23G,47N,28G) (39G) (39G) (47G,38G) () (37G,43G,33G) (43G) (25G,22G)

QB JOSH DOBBS SPARKED THE TITANS, BUT IT WASN'T ENOUGH IN A 27-13 LOSS TO THE COWBOYS

**BY JIM WYATT
TENNESSEETITANS.COM
DECEMBER 29, 2022**

NASHVILLE – The Titans put a new quarterback – Josh Dobbs – in the saddle against the Cowboys.

But in the end, Dobbs and the Titans just didn't have enough firepower – and they made too many mistakes -- in a 27-13 loss at Nissan Stadium.

"It was a great opportunity to evaluate Josh, and we'll make a decision going forward," Titans head coach Mike Vrabel said after the game, already looking ahead to the team's season-finale against the Jaguars. "I thought he did some good things, and obviously a couple of throws he'd like to have back. We'll see where things are here in a couple of days.

"... We just beat ourselves too much (in the game). It is too hard to beat the Cowboys, or good football teams, when you beat yourself. But I thought we competed. I was extremely proud of the way the 47 guys we had up tonight competed. We gave ourselves a chance but did too many things that hurt us."

The Titans showed some spunk in the contest, however, and Dobbs showed some promise.

In his first NFL start, Dobbs completed 20-of-39 passes for 232 yards and a touchdown for the Titans, but he also threw an interception in the fourth quarter. The former University of Tennessee star kept the football for a souvenir following his touchdown, since it was his first career touchdown pass.

But that didn't keep the Titans from losing their sixth straight game to drop to 7-9.

"It's a unique situation, and a wonderful opportunity that I really embraced and had a lot of fun with," Dobbs said after the game. "There's obviously things that I can do better, and be better at. We'll dive into that, because I know we have a big one coming up.

"But I thought the guys, how we fought throughout the game, it was great to see."

The Titans return to action next weekend against the Jaguars in Jacksonville, on either January 7 or January 8. The exact date and time for the contest – which will decide the AFC South – will be announced in the coming days.

Vrabel didn't say which quarterback – Dobbs or Malik Willis – would be the starter in Jacksonville.

Thursday night's game was exciting most of the way.

The Cowboys took a 7-0 lead on a one-yard touchdown run by Ezekiel Elliott, and then extended that lead to 10-0 on a 36-yard field goal from Brett Maher.

The Titans cut the lead to 10-3 on a 37-yard field goal by kicker Randy Bullock with 1:04 left in the first half. Then, on the final play of the half, the Titans got a 29-yard field goal from Bullock to make it 10-6 at the break.

The Titans came up with three turnovers on defense in the first half – two interceptions by safety Kevin Byard and a fumble recovery by defensive lineman Tearl Tart. Both came in Tennessee territory, and they ended drives by the Cowboys.

The Cowboys, however, stretched their lead to 17-6 on a six-yard touchdown pass from quarterback Dak Prescott to tight end Dalton Schultz, which was set up by a defensive pass interference penalty on Titans cornerback Tre Avery.

But the Titans answered back, thanks to a 14-play, 71-yard drive that was engineered by Dobbs, who made one big throw after another.

Dobbs, who just signed with the team last week, connected with Robert Woods on a six-yard touchdown pass to make it 17-13 with 2:04 left.

The Cowboys when extended their lead to 24-13 on another Prescott-to-Schultz touchdown pass, this one from 10 yards, with 11:58 left in the contest.

Another Maher field goal, this one from 45 yards out with 6:24 left, made it 27-13.

The Titans played the game with a lot of back-ups.

After placing QB Ryan Tannehill, OLB Bud Dupree, and OLB Zach Cunningham on Injured Reserve earlier in the day, the Titans then made RB Derrick Henry, DL Denico Autry, DL Jeffery Simmons, CB Kristian Fulton, OL Nicholas Petit-Frere, and S Amani Hooker among the team's inactives for the contest.

While the Titans had some positive moments, they were also penalized 10 times for 124 yards, and there were too many mistakes, and too many drops.

The Titans need to get some things fixed by Week 18 to extend their season.

"It's still disappointing we didn't get the win," Byard said on Thursday night. "We went into this game trying to win this game – you've obviously seen the effort that we played with. To lose, it's disappointing.

"But I can guarantee you this: I am going to make sure everybody ... mentally, physically (we) need to get prepared to go win a playoff game. That's pretty much what it is – a playoff game (vs Jacksonville). You win, you keep playing. You lose, we all go home."

Week 17

National Football League Game Summary

NFL Copyright © 2022 by The National Football League. All rights reserved. This summary and play-by-play is for the express purpose of assisting media in their coverage of the game; any other use of this material is prohibited without the written permission of the National Football League.

Date: Thursday, 12/29/2022 Dallas Cowboys at Tennessee Titans Start Time: 7:15 PM CST
at Nissan Stadium, Nashville, TN

Game Day Weather

Game Weather: Rain Temp: 59° F (15.0° C) Humidity: 70%, Wind: SSE 10 mph
 Played Open Stadium on Turf: Grass Outdoor Weather: Rain, Wind Chill: 59

Officials

Referee: Hochuli, Shawn (83)	Umpire: Woods, Steven (54)	Down Judge: Holt, Patrick (106)
Line Judge: Bradley, Greg (98)	Field Judge: Flemming, Anthony (90)	Side Judge: Hill, Chad (125)
Back Judge: Martinez, Rich (39)	Replay Official: Cerimeli, Tyler (0)	

Lineups

Dallas Cowboys			Tennessee Titans		
Offense		Defense	Offense		Defense
WR 13	M.Gallup	DE 90	D.Lawrence	WR 15	N.Westbrook-Ikhine
LT 73	Ty.Smith	DE 91	C.Watkins	TE 85	C.Okonkwo
LG 66	C.McGovern	DT 97	O.Odighizuwa	LT 71	D.Daley
C 63	T.Biadasz	LB 33	D.Clark	LG 55	A.Brewer
RG 70	Z.Martin	LB 11	M.Parsons	C 62	C.Levin
RT 77	T.Smith	LB 42	A.Barr	RG 70	J.Roos
TE 86	D.Schultz	NKL 26	D.Bland	RT 61	L.Clark
WR 85	N.Brown	CB 25	N.Wright	WR 16	T.Burks
WR 88	C.Lamb	CB 7	T.Diggs	WR 2	R.Woods
QB 4	D.Prescott	S 27	J.Kearse	QB 11	J.Dobbs
RB 21	E.Elliott	S 6	D.Wilson	RB 25	H.Haskins

Substitutions

CB 1 K.Joseph, P 5 B.Anger, WR 9 K.Turpin, LB 14 J.Cox, WR 16 T.Hilton, K 19 B.Maher, S 24 I.Mukuamu, S 28 M.Hooker, CB 29 C.Goodwin, RB 30 Q.Ollison, RB 34 M.Davis, LS 45 M.Overton, DE 54 S.Williams, DE 56 D.Fowler, LB 57 L.Gifford, C 67 B.Hoffman, T 71 J.Peters, T 75 J.Ball, TE 84 S.McKeon, TE 87 J.Ferguson, TE 89 P.Hendershot, DE 92 D.Armstrong, DT 96 N.Gallimore, DT 98 Q.Bohanna, DE 99 C.Golston

Did Not Play

QB 10 C.Rush

Not Active

QB 15 W.Grier, WR 18 J.Tolbert, RB 20 T.Pollard, CB 37 T.Mullen, S 41 M.Bell, LB 55 L.Vander Esch, WR 83 J.Washington

Substitutions

P 4 R.Stonehouse, WR 13 R.McMath, K 14 R.Bullock, WR 19 C.Conley, CB 20 L.Johnson, DB 23 J.Reid, CB 32 G.Mabin, RB 33 J.Ward, RB 36 J.Chestnut, DB 38 D.Harris, LB 42 J.Jones, LS 46 M.Cox, LB 54 A.Smith, OLB 57 T.Basham, DT 59 S.Okuayinonu, C/G 67 X.Newman-Johnson, OL 68 Z.Johnson, DT 72 J.Peevy, TE 81 A.Hooper, TE 86 K.Rader, TE 87 G.Swaim, DT 90 N.Jones, DE 97 K.Strong

Did Not Play

QB 7 M.Willis, OL 69 D.Munyer

Not Active

RB 22 D.Henry, CB 26 K.Fulton, DB 29 J.Thompson, DB 37 A.Hooker, LB 53 D.Cole, OL 78 N.Petit-Frere, DL 96 D.Autry, DT 98 J.Simmons

Field Goals (made () & missed)

Player	Attempts	Made	Missed	OT	Total
B.Maher	(36)	(45)			
R.Bullock	(37)	(29)			
VISITOR:					
HOME:					

Scoring Plays

Team	Qtr	Time	Play Description (Extra Point) (Drive Info)	Visitor	Home
Cowboys	1	4:36	E.Elliott 1 yd. run (B.Maher kick) (10-60, 5:30)	7	0
Cowboys	2	14:56	B.Maher 36 yd. Field Goal (8-47, 3:41)	10	0
Titans	2	1:04	R.Bullock 37 yd. Field Goal (8-45, 2:29)	10	3
Titans	2	0:00	R.Bullock 29 yd. Field Goal (2-30, 0:13)	10	6
Cowboys	3	8:48	D.Schultz 6 yd. pass from D.Prescott (B.Maher kick) (10-89, 4:35)	17	6
Titans	3	2:04	R.Woods 7 yd. pass from J.Dobbs (R.Bullock kick) (14-71, 6:44)	17	13
Cowboys	4	11:58	D.Schultz 10 yd. pass from D.Prescott (B.Maher kick) (10-75, 5:06)	24	13
Cowboys	4	6:24	B.Maher 45 yd. Field Goal (7-53, 3:26)	27	13

Paid Attendance: 69,292

Time: 3:02

Final Individual Statistics

Dallas Cowboys

Tennessee Titans

DALLAS COWBOYS								TENNESSEE TITANS									
RUSHING								RUSHING									
	ATT	YDS	AVG	LG	TD			ATT	YDS	AVG	LG	TD					
M.Davis	10	39	3.9	23	0	H.Haskins		12	40	3.3	12	0					
E.Elliott	19	37	1.9	6	1	J.Ward		4	26	6.5	12	0					
D.Prescott	3	11	3.7	9	0	T.Burks		1	20	20.0	20	0					
						J.Dobbs		3	12	4.0	7	0					
						J.Chestnut		4	-1	-0.3	1	0					
Total	32	87	2.7	23	1	Total		24	97	4.0	20	0					
PASSING								PASSING									
	ATT	CMP	YDS	SK/YD	TD	LG	IN	RT		ATT	CMP	YDS	SK/YD	TD	LG	IN	RT
D.Prescott	41	29	282	1/8	2	34	2	85.6	J.Dobbs	39	20	232	2/12	1	39	1	67.5
Total	41	29	282	1/8	2	34	2	85.6	Total	39	20	232	2/12	1	39	1	67.5
PASS RECEIVING								PASS RECEIVING									
	TAR	REC	YDS	AVG	LG	TD			TAR	REC	YDS	AVG	LG	TD			
C.Lamb	14	11	100	9.1	34	0	R.Woods		9	5	39	7.8	10	1			
D.Schultz	10	7	56	8.0	13	2	T.Burks		8	4	66	16.5	30	0			
T.Hilton	5	4	50	12.5	28	0	C.Okonkwo		4	3	24	8.0	12	0			
M.Gallup	4	3	39	13.0	14	0	H.Haskins		3	2	13	6.5	10	0			
M.Davis	2	2	23	11.5	18	0	R.McMath		2	1	39	39.0	39	0			
N.Brown	4	1	7	7.0	7	0	J.Chestnut		1	1	33	33.0	33	0			
J.Ferguson	1	1	7	7.0	7	0	A.Hooper		6	1	6	6.0	6	0			
P.Hendershot	1	0	0	0.0	0	0	N.Westbrook-Ikhine		3	1	4	4.0	4	0			
							G.Swaim		1	1	4	4.0	4	0			
							J.Ward		1	1	4	4.0	4	0			
Total	41	29	282	9.7	34	2	Total		38	20	232	11.6	39	1			
INTERCEPTIONS								INTERCEPTIONS									
	NO	YDS	AVG	LG	TD			NO	YDS	AVG	LG	TD					
N.Wright	1	0	0.0	0	0	K.Byard		2	30	15.0	28	0					
Total	1	0	0.0	0	0	Total		2	30	15.0	28	0					
PUNTING								PUNTING									
	NO	YDS	AVG	NET	TB	IN20	LG		NO	YDS	AVG	NET	TB	IN20	LG		
B.Anger	3	121	40.3	40.3	0	3	42	R.Stonehouse	5	237	47.4	37.6	1	1	55		
Total	3	121	40.3	40.3	0	3	42	Total	5	237	47.4	37.6	1	1	55		
PUNT RETURNS								PUNT RETURNS									
	NO	YDS	AVG	FC	LG	TD			NO	YDS	AVG	FC	LG	TD			
K.Turpin	3	29	9.7	1	13	0	R.Woods		0	0	0.0	2	0	0			
[TOUCHBACK]	1	0	0.0	0	0	0	[DOWNED]		1	0	0.0	0	0	0			
Total	3	29	9.7	1	13	0	Total		0	0	0.0	2	0	0			
KICKOFF RETURNS								KICKOFF RETURNS									
	NO	YDS	AVG	FC	LG	TD			NO	YDS	AVG	FC	LG	TD			
[TOUCHBACK]	3	0	0.0	0	0	0	J.Chestnut		1	25	25.0	0	25	0			
							[OUT OF BOUNDS]		1	0	0.0	0	0	0			
							[TOUCHBACK]		4	0	0.0	0	0	0			
Total	0	0	0.0	0	0	0	Total		1	25	25.0	0	25	0			

Dallas Cowboys

FUMBLES											
	FUM	LOST	OWN-REC	YDS	TD	FORCED	OPP-REC	YDS	TD	OUT-BDS	
D.Prescott	1	1	0	-2	0	0	0	0	0	0	
D.Fowler	0	0	0	0	0	1	0	0	0	0	
D.Lawrence	0	0	0	0	0	1	0	0	0	0	
M.Parsons	0	0	0	0	0	0	1	0	0	0	
Total	1	1	0	-2	0	2	1	0	0	0	

Tennessee Titans

FUMBLES											
	FUM	LOST	OWN-REC	YDS	TD	FORCED	OPP-REC	YDS	TD	OUT-BDS	
J.Dobbs	2	1	1	0	0	0	0	0	0	0	
T.Tart	0	0	0	0	0	0	1	0	0	0	
Total	2	1	1	0	0	0	1	0	0	0	

Final Team Statistics

	Visitor Cowboys	Home Titans
TOTAL FIRST DOWNS	26	17
By Rushing	5	6
By Passing	16	11
By Penalty	5	0
THIRD DOWN EFFICIENCY	8-13-61.5%	7-16-43.8%
FOURTH DOWN EFFICIENCY	0-0-0.0%	1-2-50.0%
TOTAL NET YARDS	361	317
Total Offensive Plays (inc. times thrown passing)	74	65
Average gain per offensive play	4.9	4.9
NET YARDS RUSHING	87	97
Total Rushing Plays	32	24
Average gain per rushing play	2.7	4.0
Tackles for a loss-number and yards	3-5	3-6
NET YARDS PASSING	274	220
Times thrown - yards lost attempting to pass	1-8	2-12
Gross yards passing	282	232
PASS ATTEMPTS-COMPLETIONS-HAD INTERCEPTED	41-29-2	39-20-1
Avg gain per pass play (inc.# thrown passing)	6.5	5.4
KICKOFFS Number-In End Zone-Touchbacks	6-4-4	3-3-3
PUNTS Number and Average	3-40.3	5-47.4
Had Blocked	0	0
FGs - PATs Had Blocked	0-0	0-0
Net Punting Average	40.3	37.6
TOTAL RETURN YARDAGE (Not Including Kickoffs)	29	30
No. and Yards Punt Returns	3-29	0-0
No. and Yards Kickoff Returns	0-0	1-25
No. and Yards Interception Returns	1-0	2-30
PENALTIES Number and Yards	3-35	10-124
FUMBLES Number and Lost	1-1	2-1
TOUCHDOWNS	3	1
Rushing	1	0
Passing	2	1
EXTRA POINTS Made-Attempts	3-3	1-1
Kicking Made-Attempts	3-3	1-1
FIELD GOALS Made-Attempts	2-2	2-2
RED ZONE EFFICIENCY	3-4-75%	1-3-33%
GOAL TO GO EFFICIENCY	2-2-100%	0-0-0%
SAFETIES	0	0
FINAL SCORE	27	13
TIME OF POSSESSION	33:26	26:34

Ball Possession And Drive Chart

Dallas Cowboys

#	Time Recd	Time Lost	Time Poss	How Ball Obtained	Drive Began	# Play	Yds Gain	Yds Pen	Net Yds	1st Down	Last Scrm	How Given Up
1	15:00	12:34	2:26	Kickoff	DAL 25	5	24	0	24	1	DAL 49	Punt
2	10:06	4:36	5:30	Punt	DAL 40	10	41	19	60	5	* TEN 1	Touchdown
3	3:37	14:56	3:41	Punt	DAL 35	8	47	0	47	2	* TEN 18	Field Goal
4	9:55	8:03	1:52	Fumble	DAL 31	5	21	0	21	1	TEN 46	Fumble
5	6:36	3:33	3:03	Punt	DAL 8	8	40	0	40	3	DAL 48	Interception
6	1:04	0:13	0:51	Kickoff	DAL 25	7	31	5	36	3	TEN 39	Interception
7	13:23	8:48	4:35	Punt	DAL 11	10	39	50	89	5	* TEN 6	Touchdown
8	2:04	11:58	5:06	Kickoff	DAL 25	10	60	15	75	4	* TEN 10	Touchdown
9	9:50	6:24	3:26	Punt	DAL 20	7	53	0	53	2	TEN 27	Field Goal
10	5:57	4:55	1:02	Interception	DAL 40	3	0	0	0	0	DAL 40	Punt
11	3:44	1:50	1:54	Downs	DAL 47	3	3	0	3	0	50	Punt

(307) Average DAL 28

Tennessee Titans

#	Time Recd	Time Lost	Time Poss	How Ball Obtained	Drive Began	# Play	Yds Gain	Yds Pen	Net Yds	1st Down	Last Scrm	How Given Up
1	12:34	10:06	2:28	Punt	TEN 13	5	26	-10	16	1	TEN 29	Punt
2	4:36	3:37	0:59	Kickoff	TEN 25	3	2	0	2	0	TEN 27	Punt
3	14:56	9:55	5:01	Kickoff	TEN 25	9	44	0	44	2	DAL 24	Fumble
4	8:03	6:36	1:27	Fumble	TEN 48	3	5	0	5	0	DAL 47	Punt
5	3:33	1:04	2:29	Interception	TEN 36	8	45	0	45	2	* DAL 19	Field Goal
6	0:13	0:00	0:13	Interception	DAL 41	2	30	0	30	1	* DAL 11	Field Goal
7	15:00	13:23	1:37	Kickoff	TEN 25	3	4	0	4	0	TEN 29	Punt
8	8:48	2:04	6:44	Kickoff	TEN 29	14	71	0	71	5	* DAL 7	Touchdown
9	11:58	9:50	2:08	Kickoff	TEN 25	6	35	-5	30	2	DAL 45	Punt
10	6:24	5:57	0:27	Kickoff	TEN 40	2	4	0	4	0	TEN 44	Interception
11	4:55	3:44	1:11	Punt	TEN 33	8	25	-5	20	2	DAL 47	Downs
12	1:50	0:00	1:50	Punt	TEN 9	4	26	0	26	2	TEN 38	End of Game

(367) Average TEN 31

* inside opponent's 20

Time of Possession by Quarter		1st	2nd	3rd	4th	OT	Total
Visitor	Dallas Cowboys	11:33	5:50	6:39	9:24		33:26
Home	Tennessee Titans	3:27	9:10	8:21	5:36		26:34

Kickoff Drive No.-Start Average Cowboys: 3 - DAL 25 Titans: 6 - TEN 28

Play By Play

First Quarter

12/29/2022

TEN wins the coin toss and elects to defer. DAL elects to Receive, and TEN elects to defend the south goal.

R.Bullock kicks 65 yards from TEN 35 to end zone, Touchback.

Dallas Cowboys at 15:00

- 1-10-DAL 25 (15:00) (Shotgun) D.Prescott pass short right to C.Lamb to DAL 29 for 4 yards (J.Gibbens).
- 2-6-DAL 29 (14:25) D.Prescott pass short left to C.Lamb to DAL 42 for 13 yards (T.Avery). P1
- 1-10-DAL 42 (13:51) E.Elliott right guard to DAL 46 for 4 yards (R.Weaver; T.Tart).
- 2-6-DAL 46 (13:20) (Shotgun) E.Elliott up the middle to DAL 49 for 3 yards (R.Weaver, T.Tart).
- 3-3-DAL 49 (12:44) (Shotgun) D.Prescott pass incomplete short right to C.Lamb (R.Weaver).
- 4-3-DAL 49 (12:40) B.Anger punts 38 yards to TEN 13, Center-M.Overton, fair catch by R.Woods.

Tennessee Titans at 12:34

- 1-10-TEN 13 (12:34) (Shotgun) J.Dobbs pass short right to C.Okonkwo ran ob at TEN 25 for 12 yards (A.Barr). P1
- 1-10-TEN 25 (11:55) H.Haskins left guard to TEN 26 for 1 yard (D.Lawrence).
- 2-9-TEN 26 (11:19) (Shotgun) J.Dobbs left end ran ob at TEN 36 for 10 yards (J.Kearse).
PENALTY on TEN-T.Burks, Offensive Holding, 10 yards, enforced at TEN 29.
- 2-16-TEN 19 (10:59) (Shotgun) J.Dobbs pass incomplete short middle to R.McMath (D.Lawrence).
- 3-16-TEN 19 (10:56) (Shotgun) J.Dobbs pass short right to C.Okonkwo to TEN 29 for 10 yards (D.Lawrence; M.Hooker).
- 4-6-TEN 29 (10:13) R.Stonehouse punts 49 yards to DAL 22, Center-M.Cox. K.Turpin pushed ob at DAL 35 for 13 yards (D.Harris).
PENALTY on TEN-D.Harris, Illegal Motion, 5 yards, enforced at DAL 35.

Dallas Cowboys at 10:06

- 1-10-DAL 40 (10:06) E.Elliott left guard to DAL 40 for no gain (T.Tart, J.Gibbens).
- 2-10-DAL 40 (9:36) (Shotgun) D.Prescott pass short left to D.Schultz to DAL 49 for 9 yards (T.Avery, J.Gibbens).
PENALTY on TEN-T.Tart, Defensive Offside, 5 yards, enforced at DAL 40 - No Play.
- 2-5-DAL 45 (9:24) (Shotgun) D.Prescott pass short middle to D.Schultz to TEN 42 for 13 yards (A.Adams). P2
- 1-10-TEN 42 (8:52) (Shotgun) D.Prescott pass short middle to C.Lamb pushed ob at TEN 42 for no gain (R.McCreary).
- 2-10-TEN 42 (8:20) E.Elliott left end to TEN 37 for 5 yards (J.Jones).
- 3-5-TEN 37 (7:42) (Shotgun) D.Prescott pass short left to T.Hilton to TEN 30 for 7 yards (T.Avery). P3
- 1-10-TEN 30 (7:12) M.Davis right end to TEN 27 for 3 yards (K.Byard).
- 2-7-TEN 27 (6:38) (Shotgun) D.Prescott pass incomplete short right to N.Brown.
PENALTY on TEN-R.McCreary, Defensive Pass Interference, 14 yards, enforced at TEN 27 - No Play. X4
- 1-10-TEN 13 (6:32) M.Davis left tackle to TEN 6 for 7 yards (J.Gibbens; M.Rice).
Timeout #1 by TEN at 05:56.
- 2-3-TEN 6 (5:56) (Shotgun) E.Elliott left tackle to TEN 2 for 4 yards (M.Rice; T.Avery). R5
- 1-2-TEN 2 (5:16) (Shotgun) Direct snap to E.Elliott. E.Elliott up the middle to TEN 1 for 1 yard (M.Rice, T.Tart).
- 2-1-TEN 1 (4:41) E.Elliott left guard for 1 yard, TOUCHDOWN. R6
B.Maher extra point is GOOD, Center-M.Overton, Holder-B.Anger.

DAL 7 TEN 0, 10 plays, 60 yards, 2 penalties, 5:30 drive, 10:24 elapsed

B.Maher kicks 65 yards from DAL 35 to end zone, Touchback.

Tennessee Titans at 4:36

- 1-10-TEN 25 (4:36) H.Haskins left tackle to TEN 27 for 2 yards (M.Parsons; D.Wilson).
- 2-8-TEN 27 (3:56) (Shotgun) J.Dobbs pass incomplete short middle to A.Hooper.
- 3-8-TEN 27 (3:53) (Shotgun) J.Dobbs pass incomplete deep right to R.Woods.
- 4-8-TEN 27 (3:47) R.Stonehouse punts 49 yards to DAL 24, Center-M.Cox. K.Turpin to DAL 35 for 11 yards (J.Jones; R.McMath).

Dallas Cowboys at 3:37

- 1-10-DAL 35 (3:37) (Shotgun) M.Davis up the middle to DAL 34 for -1 yards (M.Rice).
- 2-11-DAL 34 (3:08) D.Prescott pass short middle to M.Davis to TEN 48 for 18 yards (K.Byard; J.Kalu). P7
- 1-10-TEN 48 (2:36) D.Prescott pass short right to D.Schultz to TEN 47 for 1 yard (S.Okuayinonu).
- 2-9-TEN 47 (2:03) (Shotgun) M.Davis up the middle to TEN 24 for 23 yards (K.Byard). R8
- 1-10-TEN 24 (1:24) (Shotgun) D.Prescott pass short left to C.Lamb to TEN 22 for 2 yards (M.Rice).
- 2-8-TEN 22 (:51) (Shotgun) D.Prescott pass short left to N.Brown pushed ob at TEN 15 for 7 yards (T.Avery).
- 3-1-TEN 15 (:16) E.Elliott up the middle to TEN 18 for -3 yards (T.Basham, J.Gibbens).

Dallas Cowboys vs Tennessee Titans at Nissan Stadium

END OF QUARTER

	Score	Time Poss	First Downs				Efficiencies	
			R	P	X	T	3 Down	4 Down
Dallas Cowboys	7	11:33	3	4	1	8	1/3	0/0
Tennessee Titans	0	3:27	0	1	0	1	0/2	0/0

Dallas Cowboys continued.

4-4-TEN 18 (15:00) B.Maher 36 yard field goal is GOOD, Center-M.Overton, Holder-B.Anger.

DAL 10 TEN 0, 8 plays, 47 yards, 3:41 drive, 0:04 elapsed

B.Maher kicks 65 yards from DAL 35 to end zone, Touchback.

Tennessee Titans at 14:56

1-10-TEN 25 (14:56) (Shotgun) J.Dobbs to TEN 19 for -6 yards (D.Lawrence). FUMBLES (D.Lawrence), and recovers at TEN 18. J.Dobbs pass incomplete short right to C.Okonkwo [A.Barr].

2-10-TEN 25 (14:49) (Shotgun) H.Haskins up the middle to TEN 29 for 4 yards (C.Golston, D.Lawrence).

3-6-TEN 29 (14:02) (Shotgun) J.Dobbs pass deep right to R.McMath to DAL 32 for 39 yards (N.Wright). P2

1-10-DAL 32 (13:21) (Shotgun) J.Dobbs scrambles left end to DAL 25 for 7 yards (D.Clark).

2-3-DAL 25 (12:35) H.Haskins right end to DAL 23 for 2 yards (D.Clark, J.Kearse).

3-1-DAL 23 (11:47) J.Dobbs up the middle to DAL 21 for 2 yards (N.Gallimore; O.Odighizuwa). R3

1-10-DAL 21 (11:09) J.Dobbs sacked at DAL 26 for -5 yards (D.Wilson).

2-15-DAL 26 (10:20) (Shotgun) J.Dobbs pass short left to C.Okonkwo to DAL 24 for 2 yards (T.Diggs, A.Barr).

3-13-DAL 24 (10:00) (Shotgun) J.Dobbs sacked at DAL 34 for -10 yards (D.Fowler). FUMBLES (D.Fowler) [D.Fowler], RECOVERED by DAL-M.Parsons at DAL 31.

Dallas Cowboys at 9:55

1-10-DAL 31 (9:55) (Shotgun) D.Prescott pass short right to D.Schultz to DAL 38 for 7 yards (J.Gibbens).

2-3-DAL 38 (9:27) (Shotgun) D.Prescott pass incomplete short right to D.Schultz.

3-3-DAL 38 (9:23) (Shotgun) D.Prescott pass short right to T.Hilton to 50 for 12 yards (G.Mabin). P9

1-10-50 (8:47) E.Elliott up the middle to TEN 46 for 4 yards (D.Walker, J.Kalu).

2-6-TEN 46 (8:06) D.Prescott FUMBLES (Aborted) at TEN 47, RECOVERED by TEN-T.Tart at TEN 48.

Tennessee Titans at 8:03

1-10-TEN 48 (8:03) (Shotgun) J.Chestnut left guard to TEN 49 for 1 yard (C.Watkins; D.Armstrong).

2-9-TEN 49 (7:30) (Shotgun) J.Dobbs pass short right to N.Westbrook-Ikhine to DAL 47 for 4 yards (M.Hooker).

3-5-DAL 47 (6:47) (Shotgun) J.Dobbs pass incomplete short left to A.Hooper.

4-5-DAL 47 (6:43) R.Stonehouse punts 39 yards to DAL 8, Center-M.Cox, fair catch by K.Turpin.

Dallas Cowboys at 6:36

1-10-DAL 8 (6:36) D.Prescott pass incomplete short right to D.Schultz.

2-10-DAL 8 (6:32) (Shotgun) D.Prescott pass short left to C.Lamb pushed ob at DAL 23 for 15 yards (J.Kalu). P10

1-10-DAL 23 (5:57) D.Prescott pass incomplete deep right to C.Lamb.

2-10-DAL 23 (5:50) (Shotgun) M.Davis left guard to DAL 22 for -1 yards (D.Walker, M.Edwards).

3-11-DAL 22 (5:11) (Shotgun) D.Prescott pass short right to C.Lamb to DAL 34 for 12 yards (T.Avery). P11

1-10-DAL 34 (4:25) (Shotgun) E.Elliott left tackle to DAL 36 for 2 yards (J.Gibbens).

2-8-DAL 36 (4:01) (No Huddle, Shotgun) D.Prescott pass short right to M.Gallup ran ob at DAL 48 for 12 yards. P12

1-10-DAL 48 (3:38) (No Huddle, Shotgun) D.Prescott pass deep right intended for P.Hendershot INTERCEPTED by K.Byard at TEN 34. K.Byard to TEN 36 for 2 yards (P.Hendershot).

Tennessee Titans at 3:33

1-10-TEN 36 (3:33) (Shotgun) J.Dobbs pass short left to J.Chestnut to DAL 31 for 33 yards (J.Kearse). P4

1-10-DAL 31 (2:48) J.Chestnut left tackle to DAL 30 for 1 yard (C.Watkins; Q.Bohanna).

2-9-DAL 30 (2:08) J.Dobbs pass incomplete short right to A.Hooper (T.Diggs).

3-9-DAL 30 (2:04) (Shotgun) J.Dobbs pass short right to R.Woods to DAL 20 for 10 yards (N.Wright; D.Fowler). P5

Two-Minute Warning

1-10-DAL 20 (1:58) (Shotgun) J.Chestnut up the middle to DAL 22 for -2 yards (D.Armstrong).

2-12-DAL 22 (1:22) (Shotgun) J.Dobbs pass short right to H.Haskins to DAL 19 for 3 yards (N.Wright). DAL-N.Wright was injured during the play. His return is Questionable.
Timeout #1 by DAL at 01:12.

3-9-DAL 19 (1:12) (Shotgun) J.Dobbs pass incomplete short left to R.Woods [M.Parsons].

4-9-DAL 19 (1:08) R.Bullock 37 yard field goal is GOOD, Center-M.Cox, Holder-R.Stonehouse.

DAL 10 TEN 3, 8 plays, 45 yards, 2:29 drive, 13:56 elapsed

R.Bullock kicks 65 yards from TEN 35 to end zone, Touchback.

Dallas Cowboys at 1:04

1-10-DAL 25 (1:04) (Shotgun) D.Prescott pass incomplete short left to M.Gallup (T.Avery).

Dallas Cowboys vs Tennessee Titans at Nissan Stadium

- 2-10-DAL 25 (:59) (Shotgun) D.Prescott pass incomplete short right to N.Brown [T.Basham].
 - 3-10-DAL 25 (:55) (Shotgun) D.Prescott sacked at DAL 23 for -2 yards (D.Walker).
PENALTY on TEN-R.McCreary, Defensive Holding, 5 yards, enforced at DAL 25 - No Play. X13
 - 1-10-DAL 30 (:48) (Shotgun) D.Prescott pass short right to D.Schultz to DAL 43 for 13 yards (R.McCreary). P14
Timeout #2 by DAL at 00:41.
 - 1-10-DAL 43 (:41) (Shotgun) D.Prescott pass short right to T.Hilton pushed ob at DAL 46 for 3 yards (G.Mabin).
 - 2-7-DAL 46 (:35) (Shotgun) D.Prescott pass short left to C.Lamb to TEN 48 for 6 yards (R.McCreary).
Timeout #3 by DAL at 00:28.
 - 3-1-TEN 48 (:28) (Shotgun) D.Prescott scrambles left end pushed ob at TEN 39 for 9 yards (L.Johnson). R15
 - 1-10-TEN 39 (:21) (Shotgun) D.Prescott pass short left intended for D.Schultz INTERCEPTED by K.Byard at TEN 31. K.Byard pushed ob at DAL 41 for 28 yards (Ty.Smith).
- Tennessee Titans at 0:13
- 1-10-DAL 41 (:13) (Shotgun) J.Dobbs pass short right to T.Burks to DAL 11 for 30 yards (J.Kearse). P6
Timeout #2 by TEN at 00:02.
 - 1-10-DAL 11 (:02) R.Bullock 29 yard field goal is GOOD, Center-M.Cox, Holder-R.Stonehouse.

DAL 10 TEN 6, 2 plays, 30 yards, 0:13 drive, 15:00 elapsed

END OF QUARTER

	Score	Time Poss	First Downs				Efficiencies	
			R	P	X	T	3 Down	4 Down
Dallas Cowboys	10	5:50	1	5	1	7	3/3	0/0
Tennessee Titans	6	9:10	1	4	0	5	3/6	0/0

Third Quarter

12/29/2022

Play By Play

TEN elects to Receive, and DAL elects to defend the North goal.

B.Maher kicks 65 yards from DAL 35 to end zone, Touchback.

Tennessee Titans at 15:00

- 1-10-TEN 25 (15:00) H.Haskins up the middle to TEN 28 for 3 yards (J.Kearse; C.Watkins).
 2-7-TEN 28 (14:22) (Shotgun) H.Haskins right end to TEN 29 for 1 yard (D.Bland).
 3-6-TEN 29 (13:38) (Shotgun) J.Dobbs pass incomplete short middle to T.Burks.
 4-6-TEN 29 (13:34) R.Stonehouse punts 55 yards to DAL 16, Center-M.Cox. K.Turpin to DAL 27 for 11 yards (A.Smith).
 PENALTY on DAL-K.Joseph, Illegal Block Above the Waist, 10 yards, enforced at DAL 21.

Dallas Cowboys at 13:23

- 1-10-DAL 11 (13:23) (Shotgun) E.Elliott left end to DAL 11 for no gain (J.Gibbens).
 2-10-DAL 11 (12:59) (No Huddle) E.Elliott up the middle to DAL 17 for 6 yards (K.Byard).
 3-4-DAL 17 (12:22) (No Huddle, Shotgun) D.Prescott pass short left to M.Gallup to DAL 30 for 13 yards (L.Johnson, A.Adams). P16
1-10-DAL 30 (11:53) (No Huddle, Shotgun) M.Davis up the middle to DAL 31 for 1 yard (M.Edwards).
 2-9-DAL 31 (11:30) (No Huddle, Shotgun) D.Prescott pass incomplete short right to N.Brown.
 PENALTY on TEN-R.McCreary, Defensive Pass Interference, 9 yards, enforced at DAL 31 - No Play. X17
1-10-DAL 40 (11:23) M.Davis right guard to DAL 41 for 1 yard (J.Gibbens).
 2-9-DAL 41 (10:54) D.Prescott pass short right to J.Ferguson to DAL 48 for 7 yards (K.Strong).
 3-2-DAL 48 (10:14) (Shotgun) E.Elliott left guard to TEN 48 for 4 yards (J.Kalu; J.Gibbens). R18
1-10-TEN 48 (9:43) (No Huddle) E.Elliott right guard to TEN 47 for 1 yard (R.Weaver, J.Peevy).
 PENALTY on DAL-T.Biadasz, Offensive Holding, 10 yards, enforced at TEN 48 - No Play.
 1-20-DAL 42 (9:27) (Shotgun) E.Elliott up the middle to DAL 43 for 1 yard (K.Strong, M.Rice).
 2-19-DAL 43 (9:05) (No Huddle, Shotgun) D.Prescott pass incomplete short left to N.Brown (K.Strong).
 3-19-DAL 43 (9:02) (Shotgun) D.Prescott pass incomplete deep left to M.Gallup.
 PENALTY on TEN-T.Avery, Defensive Pass Interference, 51 yards, enforced at DAL 43 - No Play. X19
1-6-TEN 6 (8:52) D.Prescott pass short left to D.Schultz for 6 yards, TOUCHDOWN. P20
 B.Maher extra point is GOOD, Center-M.Overton, Holder-B.Anger.

DAL 17 TEN 6, 10 plays, 89 yards, 2 penalties, 4:35 drive, 6:12 elapsed

B.Maher kicks 61 yards from DAL 35 to TEN 4. J.Chestnut to TEN 29 for 25 yards (Q.Ollison).

Tennessee Titans at 8:48, (1st play from scrimmage 8:43)

- 1-10-TEN 29 (8:43) H.Haskins right tackle to TEN 29 for no gain (A.Barr).
 2-10-TEN 29 (8:06) (Shotgun) J.Dobbs pass short left to G.Swain pushed ob at TEN 33 for 4 yards (D.Bland).
 3-6-TEN 33 (7:24) (Shotgun) J.Dobbs pass deep right to T.Burks to DAL 46 for 21 yards (J.Kearse). P7
1-10-DAL 46 (7:01) (No Huddle) H.Haskins left tackle to DAL 34 for 12 yards (M.Hooker). R8
 Penalty on DAL-N.Gallimore, Defensive Offside, declined.
1-10-DAL 34 (6:43) H.Haskins right end to DAL 31 for 3 yards (N.Wright; D.Bland).
 2-7-DAL 31 (6:01) J.Dobbs pass incomplete short right [D.Lawrence].
 3-7-DAL 31 (5:56) (Shotgun) H.Haskins right tackle to DAL 26 for 5 yards (J.Kearse).
 4-2-DAL 26 (5:17) (Shotgun) H.Haskins up the middle to DAL 24 for 2 yards (D.Lawrence). R9
1-10-DAL 24 (4:34) H.Haskins right end to DAL 19 for 5 yards (C.Watkins).
 2-5-DAL 19 (4:02) J.Chestnut left tackle to DAL 20 for -1 yards (C.Watkins, D.Clark).
 3-6-DAL 20 (3:22) (Shotgun) J.Dobbs pass short right to R.Woods pushed ob at DAL 11 for 9 yards (N.Wright). P10
1-10-DAL 11 (2:51) (Shotgun) J.Dobbs pass short right to J.Ward to DAL 7 for 4 yards (N.Wright; A.Barr). DAL-J.Kearse was injured during the play. His return is Questionable.
 2-6-DAL 7 (2:14) J.Dobbs pass incomplete short left to T.Burks [M.Parsons].
 3-6-DAL 7 (2:10) (Shotgun) J.Dobbs pass short left to R.Woods for 7 yards, TOUCHDOWN. P11
 R.Bullock extra point is GOOD, Center-M.Cox, Holder-R.Stonehouse.

DAL 17 TEN 13, 14 plays, 71 yards, 6:44 drive, 12:56 elapsed

R.Bullock kicks 65 yards from TEN 35 to end zone, Touchback.

Dallas Cowboys at 2:04

- 1-10-DAL 25 (2:04) M.Davis left tackle to DAL 25 for no gain (M.Rice).
 2-10-DAL 25 (1:30) (Shotgun) D.Prescott pass incomplete deep right to T.Hilton.

Dallas Cowboys vs Tennessee Titans at Nissan Stadium

3-10-DAL 25 (1:25) (Shotgun) D.Prescott pass short right to T.Hilton ran ob at TEN 47 for 28 yards (L.Johnson).

1-10-TEN 47 (:45) M.Davis up the middle to TEN 47 for no gain (D.Walker). DAL-T.Biadasz was injured during the play. His return is Questionable.

END OF QUARTER

	Score	Time Poss	First Downs				Efficiencies	
			R	P	X	T	3 Down	4 Down
Dallas Cowboys	17	6:39	1	3	2	6	3/3	0/0
Tennessee Titans	13	8:21	2	3	0	5	3/5	1/1

Play By Play

Fourth Quarter

12/29/2022

Dallas Cowboys continued.

2-10-TEN 47	(15:00) (Shotgun) D.Prescott pass short left to D.Schultz to TEN 41 for 6 yards (K.Byard; J.Kalu). PENALTY on TEN-M.Rice, Roughing the Passer, 15 yards, enforced at TEN 41.	X22
<u>1-10-TEN 26</u>	(14:32) (Shotgun) M.Davis left tackle to TEN 20 for 6 yards (T.Avery, M.Rice).	
2-4-TEN 20	(13:58) (Shotgun) D.Prescott scrambles up the middle to TEN 18 for 2 yards (T.Tart).	
3-2-TEN 18	(13:19) (Shotgun) D.Prescott pass short right to M.Davis pushed ob at TEN 13 for 5 yards (M.Rice).	P23
<u>1-10-TEN 13</u>	(12:38) (Shotgun) D.Prescott pass short left to C.Lamb to TEN 10 for 3 yards (J.Kalu).	
2-7-TEN 10	(12:03) (Shotgun) D.Prescott pass short left to D.Schultz for 10 yards, TOUCHDOWN. TEN-A.Adams was injured during the play. His return is Questionable. B.Maher extra point is GOOD, Center-M.Overton, Holder-B.Anger.	P24

DAL 24 TEN 13, 10 plays, 75 yards, 1 penalty, 5:06 drive, 3:02 elapsed

B.Maher kicks 65 yards from DAL 35 to end zone, Touchback.

Tennessee Titans at 11:58

1-10-TEN 25	(11:58) T.Burks right end to TEN 45 for 20 yards (N.Wright).	R12
<u>1-10-TEN 45</u>	(11:20) (Shotgun) J.Dobbs pass incomplete short right to H.Haskins.	
2-10-TEN 45	(11:17) (Shotgun) J.Dobbs pass short middle to H.Haskins to DAL 45 for 10 yards (D.Bland; J.Cox). DAL-S.Williams was injured during the play. His return is Questionable.	P13
<u>1-10-DAL 45</u>	(10:50) J.Dobbs pass incomplete deep right to T.Burks (N.Wright).	
2-10-DAL 45	(10:44) (Shotgun) J.Dobbs pass short right to R.Woods to DAL 40 for 5 yards (N.Wright).	
3-5-DAL 40	(10:01) (Shotgun) J.Dobbs pass incomplete short left to A.Hooper [D.Bland].	
4-5-DAL 40	(9:58) (Shotgun) PENALTY on TEN-D.Daley, False Start, 5 yards, enforced at DAL 40 - No Play.	
4-10-DAL 45	(9:58) R.Stonehouse punts 45 yards to end zone, Center-M.Cox, Touchback.	

Dallas Cowboys at 9:50

1-10-DAL 20	(9:50) E.Elliott left end to DAL 20 for no gain (R.Weaver).	
2-10-DAL 20	(9:14) (Shotgun) D.Prescott pass deep left to C.Lamb pushed ob at TEN 46 for 34 yards (K.Byard).	P25
<u>1-10-TEN 46</u>	(8:52) (No Huddle) D.Prescott pass short left to M.Gallup to TEN 32 for 14 yards (M.Rice; J.Kalu).	P26
<u>1-10-TEN 32</u>	(8:14) E.Elliott right end pushed ob at TEN 29 for 3 yards (M.Rice).	
2-7-TEN 29	(7:37) (Shotgun) D.Prescott sacked at TEN 37 for -8 yards (sack split by T.Tart and D.Walker). TEN-T.Tart was injured during the play. His return is Questionable.	
3-15-TEN 37	(7:13) (Shotgun) D.Prescott pass short right to C.Lamb to TEN 27 for 10 yards (M.Edwards).	
4-5-TEN 27	(6:28) B.Maher 45 yard field goal is GOOD, Center-M.Overton, Holder-B.Anger.	

DAL 27 TEN 13, 7 plays, 53 yards, 3:26 drive, 8:36 elapsed

B.Maher kicks 64 yards from DAL 35 to TEN 1, out of bounds.

Tennessee Titans at 6:24

1-10-TEN 40	(6:24) (Shotgun) J.Dobbs pass short middle to T.Burks to TEN 44 for 4 yards (D.Bland).	
2-6-TEN 44	(6:05) (No Huddle, Shotgun) J.Dobbs pass deep right intended for R.Woods INTERCEPTED by N.Wright at DAL 40. N.Wright ran ob at DAL 40 for no gain.	

Dallas Cowboys at 5:57

1-10-DAL 40	(5:57) E.Elliott left guard to DAL 40 for no gain (K.Strong).	
2-10-DAL 40	(5:17) D.Prescott pass incomplete deep right to C.Lamb (R.McCreary).	
3-10-DAL 40	(5:10) (Shotgun) D.Prescott pass incomplete short left to N.Brown (T.Avery) [T.Tart]. Penalty on DAL-Ty.Smith, Offensive Holding, declined.	
4-10-DAL 40	(5:06) B.Anger punts 42 yards to TEN 18, Center-M.Overton, fair catch by R.Woods. PENALTY on DAL-K.Joseph, Fair Catch Interference, 15 yards, enforced at TEN 18.	

Tennessee Titans at 4:55

1-10-TEN 33	(4:55) (Shotgun) J.Dobbs pass short right to T.Burks to TEN 44 for 11 yards (N.Wright).	P14
<u>1-10-TEN 44</u>	(4:35) (No Huddle, Shotgun) J.Dobbs pass short middle to A.Hooper to 50 for 6 yards (J.Cox, D.Bland).	
2-4-50	(4:19) (No Huddle, Shotgun) J.Dobbs pass incomplete deep left to N.Westbrook-Ikhine [S.Williams].	
3-4-50	(4:15) (Shotgun) J.Dobbs pass short right to R.Woods ran ob at DAL 42 for 8 yards.	P15
<u>1-10-DAL 42</u>	(4:08) (Shotgun) J.Dobbs pass incomplete deep right to N.Westbrook-Ikhine.	
2-10-DAL 42	(4:03) (Shotgun) J.Dobbs pass incomplete short middle to A.Hooper (D.Lawrence).	
3-10-DAL 42	(3:57) (Shotgun) J.Dobbs pass incomplete short middle to R.Woods [D.Bland].	
4-10-DAL 42	(3:54) (Shotgun) PENALTY on TEN-D.Daley, False Start, 5 yards, enforced at DAL 42 - No Play.	

Dallas Cowboys vs Tennessee Titans at Nissan Stadium

4-15-DAL 47 (3:54) (Shotgun) J.Dobbs pass incomplete short right to T.Burks [D.Fowler].

Dallas Cowboys at 3:44

1-10-DAL 47 (3:44) E.Elliott left tackle to DAL 48 for 1 yard (T.Avery). TEN-T.Basham was injured during the play. His return is Questionable.

2-9-DAL 48 (3:03) E.Elliott right end to DAL 49 for 1 yard (M.Rice, D.Walker).

3-8-DAL 49 (2:21) (Shotgun) D.Prescott pass short left to C.Lamb to 50 for 1 yard (M.Rice, J.Gibbens).

Two-Minute Warning

4-7-50 (2:00) B.Anger punts 41 yards to TEN 9, Center-M.Overton, downed by DAL-K.Joseph.

Tennessee Titans at 1:50

1-10-TEN 9 (1:50) (Shotgun) J.Ward up the middle to TEN 21 for 12 yards (D.Clark). R16

1-10-TEN 21 (1:23) (Shotgun) J.Ward right guard to TEN 27 for 6 yards (N.Gallimore).

2-4-TEN 27 (:49) J.Ward left tackle to TEN 38 for 11 yards (D.Bland). R17

1-10-TEN 38 (:14) J.Ward right end to TEN 35 for -3 yards (D.Clark).

END OF QUARTER

	Score	Time Poss	First Downs				Efficiencies	
			R	P	X	T	3 Down	4 Down
Dallas Cowboys	27	9:24	0	4	1	5	1/4	0/0
Tennessee Titans	13	5:36	3	3	0	6	1/3	0/1

Miscellaneous Statistics Report

Dallas Cowboys vs Tennessee Titans
12/29/2022 at Nissan Stadium

Ten Longest Plays for Dallas Cowboys

Yards	Qtr	Play Start	Play Description
34	4	2-10-DAL 20	(9:14) (Shotgun) D.Prescott pass deep left to C.Lamb pushed ob at TEN 46 for 34 yards (K.Byard).
28	3	3-10-DAL 25	(1:25) (Shotgun) D.Prescott pass short right to T.Hilton ran ob at TEN 47 for 28 yards (L.Johnson).
23	1	2-9-TEN 47	(2:03) (Shotgun) M.Davis up the middle to TEN 24 for 23 yards (K.Byard).
21	4	2-10-TEN 47	(15:00) (Shotgun) D.Prescott pass short left to D.Schultz to TEN 41 for 6 yards (K.Byard; J.Kalu). PENALTY on TEN-M.Rice, Roughing the Passer, 15 yards, enforced at TEN 41.
18	1	2-11-DAL 34	(3:08) D.Prescott pass short middle to M.Davis to TEN 48 for 18 yards (K.Byard; J.Kalu).
15	2	2-10-DAL 8	(6:32) (Shotgun) D.Prescott pass short left to C.Lamb pushed ob at DAL 23 for 15 yards (J.Kalu).
14	4	1-10-TEN 46	(8:52) (No Huddle) D.Prescott pass short left to M.Gallup to TEN 32 for 14 yards (M.Rice; J.Kalu).
13	1	2-6-DAL 29	(14:25) D.Prescott pass short left to C.Lamb to DAL 42 for 13 yards (T.Avery).
13	1	2-5-DAL 45	(9:24) (Shotgun) D.Prescott pass short middle to D.Schultz to TEN 42 for 13 yards (A.Adams).
13	2	1-10-DAL 30	(:48) (Shotgun) D.Prescott pass short right to D.Schultz to DAL 43 for 13 yards (R.McCreary).

Ten Longest Plays for Tennessee Titans

Yards	Qtr	Play Start	Play Description
39	2	3-6-TEN 29	(14:02) (Shotgun) J.Dobbs pass deep right to R.McMath to DAL 32 for 39 yards (N.Wright).
33	2	1-10-TEN 36	(3:33) (Shotgun) J.Dobbs pass short left to J.Chestnut to DAL 31 for 33 yards (J.Kearse).
30	2	1-10-DAL 41	(:13) (Shotgun) J.Dobbs pass short right to T.Burks to DAL 11 for 30 yards (J.Kearse).
21	3	3-6-TEN 33	(7:24) (Shotgun) J.Dobbs pass deep right to T.Burks to DAL 46 for 21 yards (J.Kearse).
20	4	1-10-TEN 25	(11:58) T.Burks right end to TEN 45 for 20 yards (N.Wright).
12	1	1-10-TEN 13	(12:34) (Shotgun) J.Dobbs pass short right to C.Okonkwo ran ob at TEN 25 for 12 yards (A.Barr).
12	3	1-10-DAL 46	(7:01) (No Huddle) H.Haskins left tackle to DAL 34 for 12 yards (M.Hooker).
12	4	1-10-TEN 9	(1:50) (Shotgun) J.Ward up the middle to TEN 21 for 12 yards (D.Clark).
11	4	1-10-TEN 33	(4:55) (Shotgun) J.Dobbs pass short right to T.Burks to TEN 44 for 11 yards (N.Wright).
11	4	2-4-TEN 27	(:49) J.Ward left tackle to TEN 38 for 11 yards (D.Bland).

Touchdown Scoring Information

		Offense	Defense	Special Teams
VISITOR	Dallas Cowboys	3	0	0
HOME	Tennessee Titans	1	0	0

Player Scoring Information

Club	Player	TD	Rush TD	Rec TD	KO TD	Punt TD	Int TD	Fum TD	Misc TD	FG	XP	2Pt Rush	2Pt Rec	Sfty	Points
DAL	D.Schultz	0	0	2	0	0	0	0	0	0	0	0	0	0	12
DAL	B.Maher	0	0	0	0	0	0	0	0	2	3	0	0	0	9
DAL	E.Elliott	0	1	0	0	0	0	0	0	0	0	0	0	0	6
TEN	R.Bullock	0	0	0	0	0	0	0	0	2	1	0	0	0	7
TEN	R.Woods	0	0	1	0	0	0	0	0	0	0	0	0	0	6

Possession Detail

	First Half		Second Half		Game	
	Visitor	Home	Visitor	Home	Visitor	Home
Largest Lead	10	0	14	0	14	0
Drives Leading	4	0	5	0	9	0
Time of Possession Leading	9:27	0:00	16:03	0:00	25:30	0:00
Largest Deficit	0	-10	0	-14	0	-14
Drives Trailing	0	5	0	6	0	11
Time of Possession Trailing	0:00	10:09	0:00	13:57	0:00	24:06
Times Score Tied Up		0		0		0
Lead Changes		1		0		1

Playtime Percentage

Percent of playtime per player on offense, defense and special teams (Unofficial)

Dallas Cowboys

Tennessee Titans

		Dallas Cowboys				Tennessee Titans							
		Offense	Defense	Special Teams		Offense	Defense	Special Teams					
C McGovern	G	80	100%	5	20%	C Levin	C	65	100%	3	12%		
T Smith	T	80	100%	5	20%	J Roos	G	65	100%	3	12%		
Z Martin	G	80	100%	5	20%	L Clark	T	65	100%	3	12%		
T Smith	T	80	100%	2	8%	J Dobbs	QB	65	100%				
D Prescott	QB	80	100%			A Brewer	G	61	94%	3	12%		
C Lamb	WR	68	85%			D Daley	T	61	94%	3	12%		
M Gallup	WR	68	85%			R Woods	WR	48	74%	3	12%		
D Schultz	TE	65	81%			T Burks	WR	47	72%				
T Biadasz	C	62	78%	3	12%	N Westbrook-Ikhine	WR	45	69%	6	24%		
E Elliott	RB	53	66%			H Haskins	RB	43	66%				
N Brown	WR	47	59%	3	12%	A Hooper	TE	32	49%	6	24%		
M Davis	RB	26	32%	4	16%	G Swaim	TE	29	45%	3	12%		
J Ferguson	TE	23	29%	6	24%	C Conley	WR	18	28%	12	48%		
T Hilton	WR	22	28%			C Okonkwo	TE	16	25%	5	20%		
J Peters	T	19	24%			R McMath	WR	15	23%	7	28%		
P Hendershot	TE	14	18%	16	64%	J Chestnut	RB	14	22%	14	56%		
S McKeon	TE	11	14%	14	56%	K Rader	TE	13	20%	15	60%		
K Turpin	WR	2	2%	8	32%	J Ward	RB	5	8%	11	44%		
T Diggs	CB		65	100%		Z Johnson	G	4	6%	3	12%		
D Bland	CB		62	95%	6	24%	X Newman-Johnson	G	4	6%			
J Kearse	FS		61	94%		J Gibbens	LB		80	100%	17	68%	
M Hooker	FS		59	91%		T Avery	CB		79	99%	8	32%	
M Parsons	LB		49	75%		R McCreary	CB		79	99%	5	20%	
N Wright	CB		47	72%	4	16%	K Byard	FS		74	92%	5	20%
A Barr	LB		43	66%	4	16%	A Adams	SS		68	85%	4	16%
D Clark	LB		42	65%	4	16%	M Rice	LB		65	81%		
D Wilson	SS		38	58%			R Weaver	LB		57	71%	5	20%
D Armstrong	DE		33	51%	5	20%	D Walker	DE		55	69%	6	24%
D Lawrence	DE		31	48%			J Kalu	FS		47	59%	17	68%
S Williams	DE		26	40%	10	40%	T Basham	DE		47	59%	1	4%
C Golston	DE		25	38%	9	36%	M Edwards	DT		45	56%	6	24%
C Watkins	DE		24	37%			T Tart	DT		37	46%	3	12%
N Gallimore	DT		23	35%	4	16%	K Strong	DE		35	44%	6	24%
O Odighizuwa	DT		21	32%	4	16%	L Johnson	CB		27	34%	17	68%
D Fowler	LB		19	29%			J Peevy	DT		27	34%		
J Cox	LB		18	28%	19	76%	G Mabin	CB		16	20%	2	8%
Q Bohanna	DT		13	20%	9	36%	J Jones	LB		15	19%	22	88%
L Gifford	LB		11	17%	20	80%	S Okuyinonu	DE		13	16%	5	20%
I Mukuamu	SS		4	6%	16	64%	N Jones	DT		12	15%	6	24%
K Joseph	CB		2	3%	20	80%	J Reid	CB		2	2%		
C Goodwin	CB				20	80%	A Smith	LB				16	64%
Q Ollison	RB				13	52%	M Cox	LS			8	32%	
B Maher	K				11	44%	R Stonehouse	P			8	32%	
B Anger	P				8	32%	R Bullock	K			6	24%	
M Overton	LS				8	32%							

J Ball	T	5	20%	D Harris	CB	2	8%
B Hoffman	C	5	20%				

2022 TENNESSEE TITANS REGULAR SEASON STATISTICS

Won 7, Lost 9

Date	W-L	Score	OT	Opponent	Attendance
09/11	L	20-21		N.Y. Giants	67,805
09/19	L	7-41		at Buffalo	70,683
09/25	W	24-22		Las Vegas	68,649
10/02	W	24-17		at Indianapolis	65,781
10/09	W	21-17		at Washington	51,836
10/23	W	19-10		Indianapolis	69,459
10/30	W	17-10		at Houston	68,467
11/06	L	17-20	OT	at Kansas City	73,475
11/13	W	17-10		Denver	69,240
11/17	W	27-17		at Green Bay	77,506
11/27	L	16-20		Cincinnati	69,441
12/04	L	10-35		at Philadelphia	69,879
12/11	L	22-36		Jacksonville	68,409
12/18	L	14-17		at L.A. Chargers	70,240
12/24	L	14-19		Houston	66,634
12/29	L	13-27		Dallas	69,292
01/08				at Jacksonville	

Statistic	Tenn.	Opp.
Total First Downs	258	326
Rushing	100	91
Passing	139	205
Penalty	19	30
3rd Down: Made/Att	74/202	72/214
3rd Down Pct.	36.6	33.6
4th Down: Made/Att	7/14	19/26
4th Down Pct.	50.0	73.1
Possession Avg.	28:51	31:09
Total Net Yards	4733	5756
Avg. Per Game	295.8	359.8
Total Plays	920	1053
Avg. Per Play	5.1	5.5
Net Yards Rushing	1984	1288
Avg. Per Game	124.0	80.5
Total Rushes	448	376
Net Yards Passing	2749	4468
Avg. Per Game	171.8	279.3
Sacked/Yards Lost	45/299	38/255
Gross Yards	3048	4723
Att./Completions	427/265	639/419
Completion Pct.	62.1	65.6
Had Intercepted	10	14
Punts/Average	87/53.0	80/44.8
Net Punting Avg.	87/44.0	80/40.1
Penalties/Yards	105/916	111/811
Fumbles/Ball Lost	21/11	18/5
Touchdowns	33	39
Rushing	16	9
Passing	15	28
Returns	2	2

Score By Periods	Q1	Q2	Q3	Q4	OT	PTS
Team	80	111	54	37	0	282
Opponents	57	96	102	81	3	339

Scoring	TD	Rush	Rec	Ret	K-PAT	FG	S	PTS
Henry	13	13	0	0			0	78
Bullock	0	0	0	0	27/27	14/17	0	69
Hilliard	4	0	4	0			0	24
Westbrook-Ikhine	3	0	3	0			0	18
Okonkwo	2	0	2	0			0	14
Burks	2	0	1	1			0	12
Hooper	2	0	2	0			0	12
Tannehill	2	2	0	0			0	12
Woods	2	0	2	0			0	12
Shudak	0	0	0	0	1/1	3/4	0	10
Adams	1	0	0	1			0	6
Swaim	1	0	1	0			0	6
Willis	1	1	0	0			0	6
Lambo	0	0	0	0	3/4	0/0	0	3
Team	33	16	15	2	31/32	17/21	0	282
Opponents	39	9	28	2	30/32	23/25	0	339

2-Pt Conv: Okonkwo, TM 1-1, OPP 3-7

Sacks: Autry 8, Simmons 7.5, Walker 7, Weaver 5.5, Dupree 4, Edwards 3, Cole 1, N. Jones 1, Okuyinonu 0.5, Tart 0.5, **TM 38, OPP 45**

FUM/Lost: Henry 6/3, Tannehill 3/2, Willis 3/2, Dobbs 2/1, Phillips 2/2, Board 1/0, Hooker 1/0, Kinsey 1/0, Thompson1/0, Woods 1/1

Passing	Att	Cmp	Yds	Cmp%	Yds/Att	TD	TD%	Int	Int%	Long	Sack/Lost	Rating
Tannehill	325	212	2536	65.2	7.80	13	4.0	6	1.8	69	33/238	94.6
Willis	61	31	276	50.8	4.52	0	0.0	3	4.9	48	10/49	42.8
Dobbs	39	20	232	51.3	5.95	1	2.6	1	2.6	39	2/12	67.5
Henry	2	2	4	100.0	2.00	1	50.0	0	0.0	3t	0/0	118.8
Team	427	265	3048	62.1	7.14	15	3.5	10	2.3	69	45/299	85.5
Opponents	639	419	4723	65.6	7.39	28	4.4	14	2.2	75t	38/255	93.0

Rushing	No.	Yds	Avg	Long	TD
Henry	319	1429	4.5	56	13
Hilliard	22	145	6.6	30	0
Willis	27	123	4.6	17	1
Tannehill	34	98	2.9	17	2
Haskins	23	90	3.9	12	0
Burks	4	47	11.8	20	0
Ward	4	26	6.5	12	0
Chestnut	9	12	1.3	5	0
Dobbs	3	12	4.0	7	0
Okonkwo	3	2	0.7	6	0
Team	448	1984	4.4	56	16
Opponents	376	1288	3.4	68	9

Receiving	No.	Yds	Avg	Long	TD
Woods	49	487	9.9	41	2
Hooper	37	406	11.0	24	2
Henry	32	379	11.8	69	0
Burks	29	425	14.7	51	1
Okonkwo	29	408	14.1	48	2
Westbrook-Ikhine	25	397	15.9	63t	3
Hilliard	21	177	8.4	31	4
Swaim	11	53	4.8	13	1
Haskins	9	44	4.9	10	0
Phillips	8	78	9.8	21	0
Conley	4	46	11.5	27	0
Hollister	3	54	18.0	27	0
Chestnut	3	41	13.7	33	0
McMath	2	40	20.0	39	0
Board	1	6	6.0	6	0
Ward	1	4	4.0	4	0
Kinsey	1	3	3.0	3	0
Team	265	3048	11.5	69	15
Opponents	419	4723	11.3	75t	28

Interceptions	No.	Yds	Avg	Long	TD
Byard	4	57	14.3	28	0
Long	2	4	2.0	4	0
Adams	1	76	76.0	76t	1
Gibbens	1	7	7.0	7	0
McCreary	1	4	4.0	4	0
Mitchell	1	1	1.0	1	0
Fulton	1	0	0.0	0	0
Hooker	1	0	0.0	0	0
Kalu	1	0	0.0	0	0
Tart	1	0	0.0	0	0
Team	14	149	10.6	76t	1
Opponents	10	150	15.0	43t	1

Punting	No.	Yds	Avg	Net	TB	In	Lg	B
Stonehouse	87	4613	53.0	44.0	9	30	74	0
Team	87	4613	53.0	44.0	9	30	74	0
Opponents	80	3585	44.8	40.1	4	28	69	0

Punt Returns	Ret	FC	Yds	Avg	Long	TD
Board	14	5	147	10.5	19	0
Woods	10	13	88	8.8	21	0
Phillips	5	2	62	12.4	46	0
Hilliard	2	0	4	2.0	4	0
Kinsey	2	3	0	0.0	0	0
Hooker	1	0	0	0.0	0	0
Thompson	1	0	0	0.0	0	0
Team	35	23	301	8.6	46	0
Opponents	57	11	603	10.6	27	0

Kickoff Returns	No.	Yds	Avg	Long	TD
Haskins	19	414	21.8	37	0
Chestnut	8	169	21.1	33	0
Board	4	82	20.5	22	0
Cannon	2	33	16.5	19	0
Hilliard	1	23	23.0	23	0
Team	34	721	21.2	37	0
Opponents	28	523	18.7	32	0

Field Goals	1-19	20-29	30-39	40-49	50+
Bullock	0/0	5/5	4/4	5/7	0/1
Shudak	0/0	1/1	2/3	0/0	0/0
Team	0/0	6/6	6/7	5/7	0/1
Opponents	0/0	6/6	9/9	6/7	2/3

Bullock: (46G,23G,47N) () (48G) (44G) () (27G,28G,38G,48G) (48N,29G) (44G) (35G) () () (36G) () (51N) () (37G,29G)
 Shudak: () () () () () () () (33G,35N,24G,38G) () () () ()
 OPP: () (49G,37G) (21G,32G,35G) (27G,51N) (50G) (50G) (43G) (23G,47N,28G) (39G) (39G) (47G,38G) () (37G,43G,33G) (43G) (25G,22G) (36G,45G)

TITANS END SEASON WITH HEARTBREAKING, 20-16 LOSS TO THE JAGUARS

**BY JIM WYATT
TENNESSEETITANS.COM
JANUARY 7, 2023**

JACKSONVILLE, Fla. – The 2022 season ended in heartbreak for the Tennessee Titans.

The Titans lost a late lead – and eventually the game – in a 20-16 loss to the Jaguars.

"We are fighters, man," an emotional Jeffery Simmons said in the locker room after the game. "The guys in this locker room, I love them no matter what. I appreciate (my teammates) so much. We'll find a way next year to be better as a team. We'll figure it out."

The Titans (7-10) ended the season on a seven-game losing streak.

As a result of their win, the Jaguars captured the AFC South.

"We are used to putting that hat and t-shirt on," safety Kevin Byard said. "But it didn't end that way. It's a disappointing way to end the year."

The Jaguars scored a defensive touchdown with 2:51 left to take the lead, and the Titans weren't able to rally.

On a third-and-six from the 35, Titans quarterback Josh Dobbs was hit from behind and fumbled, and Jaguars linebacker Josh Allen picked it up and returned it 37 yards for a touchdown to give Jacksonville the lead.

When the Titans got the ball back, they reached midfield, but couldn't continue the drive.

A fourth-down pass from Dobbs was short of the first down, and the Jaguars ran out the clock.

"I felt like my arm was moving forward," Dobbs, who completed 20-of-29 passes for 179 yards with one touchdown and one interception in the contest, said of the late turnover. "When you throw the ball, and the ball goes forward after the guy hits you, it feels like ... I'm a physics guy, so it's pretty simple. But I haven't seen the (replay), so I don't know when he hit me in the act of throwing. When you are on the road, they do a great job of not showing replays of big plays. I'll check it out on film and see, but it was definitely a tough one."

Titans running back Derrick Henry ran for 109 yards on 30 carries in the loss.

"I told the guys I appreciate their efforts," Henry said. "We went through some adversity this year, and adversity builds character. ... I told (my teammates) whether they're here or somewhere else next year, we'll always be family."

Titans head coach Mike Vrabel was gutsy early, and the Titans surged ahead.

In the first quarter, the Titans went for it on fourth-and-three not once, but twice, and converted both times on a 17-play drive that took 9:59 off the clock. The Titans capped off the drive with a 51-yard field goal by kicker Randy Bullock, which made it 3-0 at the 1:23 mark of the first quarter.

The Jaguars went on the move in the second quarter, but a botched pitch from quarterback Trevor Lawrence ended up on the ground, and Titans outside linebacker Rashad Weaver jumped on the loose ball at the 31-yard line.

The Titans then proceeded to stretch their lead to 10-0 on a 21-yard touchdown pass from Dobbs to tight end Chig Okonkwo, who got behind Jaguars linebacker Foyesade Oluokun in the end zone. On the prior play, Henry sent Jaguars safety Rayshawn Jenkins flying with his patented stiff-arm.

Momentum shifted with a long kickoff return by Jamal Agnew, which set a quick scoring drive in motion for the Jaguars, who made it 10-7 on a 26-yard touchdown pass from Lawrence to receiver Christian Kirk.

But the Titans put together another nice scoring drive at the end of the first half, and they capped it off with a 39-yard field goal by Bullock to lead 13-7 at halftime.

Dobbs completed 12-of-15 passes for 114 yards and a touchdown in the first half, while Henry carried the ball 17 times for 71 yards.

On their first possession of the third quarter, the Jaguars cut the lead to 13-10 on a Riley Patterson field goal.

The Titans answered back with a scoring drive of their own, and they capped it off with a 41-yard field goal by Bullock to make it 16-10 with 6:02 left in the third quarter.

Another Patterson field goal made it 16-13 early in the fourth quarter.

Then came the painful finish.

"It's difficult to lose any time in this league," Vrabel said. "I felt like we were going to win the game. ... We played with great effort, and we kept answering. They just made a play there in the end.

"I thought we started the game how we wanted to, but you have to finish better. I was confident that we would, and we didn't."

###

National Football League Game Summary

NFL Copyright © 2022 by The National Football League. All rights reserved. This summary and play-by-play is for the express purpose of assisting media in their coverage of the game; any other use of this material is prohibited without the written permission of the National Football League.

Date: Saturday, 1/7/2023

Tennessee Titans at Jacksonville Jaguars
at TIAA Bank Field, Jacksonville, FL

Start Time: 8:15 PM EST

Game Day Weather

Temp: 59° F (15.0° C) Humidity: 54%, Wind: SE 4 mph

Played Open Stadium on Turf: Grass

Officials

Referee: Vinovich, Bill (52) Umpire: Moore, Alex (49) Down Judge: Short, Danny (113)
Line Judge: Perlman, Mark (9) Field Judge: Blubaugh, Joe (57) Side Judge: Buchanan, Jimmy (86)
Back Judge: Russell, Jimmy (82) Replay Official: Butterworth, Mark (0)

Lineups

Tennessee Titans				Jacksonville Jaguars			
Offense		Defense		Offense		Defense	
TE	85 C.Okonkwo	OLB	99 R.Weaver	WR	7 Z.Jones	OLB	44 T.Walker
TE	87 G.Swaim	DE	94 M.Edwards	LT	72 W.Little	NT	52 D.Hamilton
LT	71 D.Daley	DT	93 T.Tart	LG	69 T.Shatley	DL	94 F.Fatukasi
LG	55 A.Brewer	DT	98 J.Simmons	C	79 L.Fortner	DE	95 R.Robertson-Harris
C	62 C.Levin	DE	96 D.Autry	RG	68 B.Scherff	WILL	41 J.Allen
RG	70 J.Roos	LB	50 J.Gibbens	RT	75 J.Taylor	LB	23 F.Oluokun
RT	78 N.Petit-Frere	CB	21 R.McCreary	TE	84 C.Manhertz	LB	33 D.Lloyd
WR	2 R.Woods	CB	26 K.Fulton	TE	17 E.Ingram	CB	31 D.Williams
WR	16 T.Burks	DB	37 A.Hooker	WR	13 C.Kirk	CB	32 T.Campbell
QB	11 J.Dobbs	DB	28 J.Kalu	QB	16 T.Lawrence	FS	5 A.Cisco
RB	22 D.Henry	S	31 K.Byard	RB	1 T.Etienne	SS	2 R.Jenkins

Substitutions

P 4 R.Stonehouse, WR 13 R.McMath, K 14 R.Bullock, WR 15 N.Westbrook-Ikhine, WR 19 C.Conley, CB 20 L.Johnson, RB 25 H.Haskins, DB 29 J.Thompson, CB 30 T.Avery, RB 33 J.Ward, RB 36 J.Chestnut, LB 42 J.Jones, LS 46 M.Cox, LB 53 D.Cole, LB 54 A.Smith, LB 56 M.Rice, OLB 57 T.Basham, T 61 L.Clark, OL 69 D.Munyer, TE 81 A.Hooper, TE 86 K.Rader, DL 95 D.Walker, DE 97 K.Strong

Did Not Play

QB 7 M.Willis, CB 32 G.Mabin, C/G 67 X.Newman-Johnson

Not Active

DB 38 D.Harris, S 44 M.Brown, DT 90 N.Jones

Substitutions

CB 6 C.Claybrooks, P 9 L.Cooke, K 10 R.Patterson, WR 11 M.Jones, WR 15 T.Jones, S 20 D.Thomas, RB 22 J.Hasty, RB 24 S.Conner, CB 29 Te.Campbell, CB 37 T.Herndon, WR 39 J.Agnew, S 42 A.Wingard, OLB 45 K.Chaisson, LS 46 R.Maticcik, LB 48 C.Muma, OLB 49 A.Key, LB 50 S.Quarterman, LB 57 C.Johnson, OT 64 C.Cronk, OL 70 C.Van Lanen, OL 73 B.Hance, TE 85 D.Arnold, TE 89 L.Farrell, DL 96 A.Gotsis, DL 98 C.Peters

Did Not Play

QB 3 C.Beathard

Not Active

WR 14 K.Pryor, CB 30 Mo.Brown, CB 34 G.Junior, OLB 47 D.Dixon, DL 99 J.Ledbetter

Field Goals (made () & missed)

		(51)	(39)	(41)		(26)	(36)		
R.Bullock					R.Patterson				
								OT	Total
VISITOR:	Tennessee Titans				1	2	3	4	
HOME:	Jacksonville Jaguars				3	10	3	0	16
					0	7	3	10	20

Scoring Plays

Team	Qtr	Time	Play Description (Extra Point) (Drive Info)	Visitor	Home
Titans	1	1:23	R.Bullock 51 yd. Field Goal (17-51, 9:59)	3	0
Titans	2	5:32	C.Okonkwo 21 yd. pass from J.Dobbs (R.Bullock kick) (7-69, 3:52)	10	0
Jaguars	2	2:36	C.Kirk 25 yd. pass from T.Lawrence (R.Patterson kick) (6-50, 2:56)	10	7
Titans	2	0:00	R.Bullock 39 yd. Field Goal (11-50, 2:36)	13	7
Jaguars	3	10:09	R.Patterson 26 yd. Field Goal (12-64, 4:51)	13	10
Titans	3	6:02	R.Bullock 41 yd. Field Goal (10-45, 4:07)	16	10
Jaguars	4	14:49	R.Patterson 36 yd. Field Goal (4-7, 0:52)	16	13
Jaguars	4	2:51	J.Allen 37 yd. fumble return (R.Patterson kick)	16	20

Paid Attendance: 70,050

Time: 2:54

Final Individual Statistics

Tennessee Titans

RUSHING	ATT	YDS	AVG	LG	TD
D.Henry	30	109	3.6	14	0
J.Dobbs	5	32	6.4	11	0
R.McMath	1	4	4.0	4	0
H.Haskins	2	3	1.5	3	0
J.Ward	1	-1	-1.0	-1	0
Total	39	147	3.8	14	0

PASSING	ATT	CMP	YDS	SK/YD	TD	LG	IN	RT
J.Dobbs	29	20	179	4/14	1	21	1	82.4
Total	29	20	179	4/14	1	21	1	82.4

PASS RECEIVING	TAR	REC	YDS	AVG	LG	TD
R.Woods	5	4	40	10.0	13	0
A.Hooper	4	4	38	9.5	14	0
T.Burks	7	4	19	4.8	9	0
C.Okonkwo	4	3	42	14.0	21	1
H.Haskins	2	2	13	6.5	9	0
D.Henry	1	1	19	19.0	19	0
G.Swaim	1	1	5	5.0	5	0
J.Ward	2	1	3	3.0	3	0
N.Westbrook-Ikhine	1	0	0	0.0	0	0
Total	27	20	179	9.0	21	1

INTERCEPTIONS	NO	YDS	AVG	LG	TD
Total	0	0	0	0	0

PUNTING	NO	YDS	AVG	NET	TB	IN20	LG
R.Stonehouse	3	166	55.3	44.3	0	0	60
Total	3	166	55.3	44.3	0	0	60

PUNT RETURNS	NO	YDS	AVG	FC	LG	TD
R.Woods	1	2	2.0	1	2	0
[DOWNED]	1	0	0.0	0	0	0
[OUT OF BOUNDS]	1	0	0.0	0	0	0
Total	1	2	2.0	1	2	0

KICKOFF RETURNS	NO	YDS	AVG	FC	LG	TD
J.Chestnut	2	46	23.0	0	24	0
J.Ward	1	25	25.0	0	25	0
[TOUCHBACK]	2	0	0.0	0	0	0
Total	3	71	23.7	0	25	0

Jacksonville Jaguars

RUSHING	ATT	YDS	AVG	LG	TD
T.Etienne	7	17	2.4	7	0
J.Hasty	3	5	1.7	3	0
T.Lawrence	4	-3	-0.8	1	0
Total	14	19	1.4	7	0

PASSING	ATT	CMP	YDS	SK/YD	TD	LG	IN	RT
T.Lawrence	32	20	212	1/9	1	33	0	92.2
Total	32	20	212	1/9	1	33	0	92.2

PASS RECEIVING	TAR	REC	YDS	AVG	LG	TD
C.Kirk	8	6	99	16.5	33	1
E.Engram	4	4	27	6.8	10	0
Z.Jones	6	4	21	5.3	8	0
M.Jones	6	2	29	14.5	21	0
T.Etienne	2	2	17	8.5	9	0
L.Farrell	1	1	11	11.0	11	0
J.Agnew	1	1	8	8.0	8	0
J.Hasty	1	0	0	0.0	0	0
Total	29	20	212	10.6	33	1

INTERCEPTIONS	NO	YDS	AVG	LG	TD
T.Campbell	1	29	29.0	29	0
Total	1	29	29.0	29	0

PUNTING	NO	YDS	AVG	NET	TB	IN20	LG
L.Cooke	4	204	51.0	50.5	0	4	56
Total	4	204	51.0	50.5	0	4	56

PUNT RETURNS	NO	YDS	AVG	FC	LG	TD
J.Agnew	2	33	16.5	0	22	0
[DOWNED]	1	0	0.0	0	0	0
Total	2	33	16.5	0	22	0

KICKOFF RETURNS	NO	YDS	AVG	FC	LG	TD
J.Agnew	4	125	31.3	0	54	0
Total	4	125	31.3	0	54	0

Tennessee Titans

FUMBLES	FUM	LOST	OWN-REC	YDS	TD	FORCED	OPP-REC	YDS	TD	OUT-BDS
J.Dobbs	2	1	1	0	0	0	0	0	0	0
R.Weaver	0	0	0	0	0	0	1	0	0	0
Total	2	1	1	0	0	0	1	0	0	0

Jacksonville Jaguars

FUMBLES	FUM	LOST	OWN-REC	YDS	TD	FORCED	OPP-REC	YDS	TD	OUT-BDS
T.Lawrence	1	1	0	-9	0	0	0	0	0	0
J.Allen	0	0	0	0	0	1	1	37	1	0
R.Jenkins	0	0	0	0	0	1	0	0	0	0
Total	1	1	0	-9	0	2	1	37	1	0

Final Team Statistics

	Visitor Titans	Home Jaguars
TOTAL FIRST DOWNS	19	13
By Rushing	4	2
By Passing	14	10
By Penalty	1	1
THIRD DOWN EFFICIENCY	6-17-35.3%	5-11-45.5%
FOURTH DOWN EFFICIENCY	2-3-66.7%	0-0-0.0%
TOTAL NET YARDS	312	222
Total Offensive Plays (inc. times thrown passing)	72	47
Average gain per offensive play	4.3	4.7
NET YARDS RUSHING	147	19
Total Rushing Plays	39	14
Average gain per rushing play	3.8	1.4
Tackles for a loss-number and yards	6-9	1-1
NET YARDS PASSING	165	203
Times thrown - yards lost attempting to pass	4-14	1-9
Gross yards passing	179	212
PASS ATTEMPTS-COMPLETIONS-HAD INTERCEPTED	29-20-1	32-20-0
Avg gain per pass play (inc.# thrown passing)	5.0	6.2
KICKOFFS Number-In End Zone-Touchbacks	4-3-0	5-2-2
PUNTS Number and Average	3-55.3	4-51.0
Had Blocked	0	0
FGs - PATs Had Blocked	0-0	0-0
Net Punting Average	44.3	50.5
TOTAL RETURN YARDAGE (Not Including Kickoffs)	2	62
No. and Yards Punt Returns	1-2	2-33
No. and Yards Kickoff Returns	3-71	4-125
No. and Yards Interception Returns	0-0	1-29
PENALTIES Number and Yards	6-40	4-25
FUMBLES Number and Lost	2-1	1-1
TOUCHDOWNS	1	2
Rushing	0	0
Passing	1	1
Fumbles	0	1
EXTRA POINTS Made-Attempts	1-1	2-2
Kicking Made-Attempts	1-1	2-2
FIELD GOALS Made-Attempts	3-3	2-2
RED ZONE EFFICIENCY	0-1-0%	0-2-0%
GOAL TO GO EFFICIENCY	0-0-0%	0-0-0%
SAFETIES	0	0
FINAL SCORE	16	20
TIME OF POSSESSION	36:12	23:48

Ball Possession And Drive Chart

Tennessee Titans

#	Time Recd	Time Lost	Time Poss	How Ball Obtained	Drive Began	# Play	Yds Gain	Yds Pen	Net Yds	1st Down	Last Scrm	How Given Up
1	15:00	13:29	1:31	Kickoff	TEN 25	3	6	0	6	0	TEN 31	Punt
2	11:22	1:23	9:59	Punt	TEN 16	17	66	-15	51	4	JAX 33	Field Goal
3	9:24	5:32	3:52	Fumble	TEN 31	7	69	0	69	4	JAX 21	Touchdown
4	2:36	0:00	2:36	Kickoff	TEN 29	11	55	-5	50	3	* JAX 21	Field Goal
5	10:09	6:02	4:07	Kickoff	TEN 32	10	34	11	45	3	JAX 23	Field Goal
6	4:02	0:41	3:21	Punt	TEN 9	5	14	-10	4	1	TEN 13	Interception
7	14:49	12:28	2:21	Kickoff	TEN 26	3	-2	0	-2	0	TEN 24	Punt
8	11:34	9:45	1:49	Punt	TEN 6	3	9	0	9	0	TEN 15	Punt
9	8:06	2:51	5:15	Punt	TEN 10	9	25	0	25	2	TEN 35	Fumble
10	2:51	1:30	1:21	Kickoff	TEN 25	7	36	-5	31	2	TEN 47	Downs

(209) Average TEN 21

Jacksonville Jaguars

#	Time Recd	Time Lost	Time Poss	How Ball Obtained	Drive Began	# Play	Yds Gain	Yds Pen	Net Yds	1st Down	Last Scrm	How Given Up
1	13:29	11:22	2:07	Punt	JAX 20	3	9	1	10	1	JAX 30	Punt
2	1:23	9:24	6:59	Kickoff	JAX 28	11	46	-5	41	4	TEN 22	Fumble
3	5:32	2:36	2:56	Kickoff	50	6	50	0	50	3	TEN 25	Touchdown
4	15:00	10:09	4:51	Kickoff	JAX 28	12	69	-5	64	4	* TEN 8	Field Goal
5	6:02	4:02	2:00	Kickoff	JAX 14	5	33	0	33	1	JAX 47	Punt
6	0:41	14:49	0:52	Interception	TEN 25	4	7	0	7	0	* TEN 18	Field Goal
7	12:28	11:34	0:54	Punt	JAX 43	3	3	0	3	0	JAX 46	Punt
8	9:45	8:06	1:39	Punt	JAX 34	3	0	0	0	0	JAX 34	Punt
9	1:30	0:00	1:30	Downs	JAX 44	2	-4	0	-4	0	JAX 42	End of Game

(336) Average JAX 37

* inside opponent's 20

Time of Possession by Quarter		1st	2nd	3rd	4th	OT	Total
Visitor	Tennessee Titans	11:30	6:28	7:28	10:46		36:12
Home	Jacksonville Jaguars	3:30	8:32	7:32	4:14		23:48

Kickoff Drive No.-Start Average

Titans: 5 - TEN 27

Jaguars: 4 - JAX 30

Play By Play

First Quarter

1/7/2023

JAX wins the coin toss and elects to defer. TEN elects to Receive, and JAX elects to defend the south goal.

R.Patterson kicks 65 yards from JAX 35 to end zone, Touchback.

Tennessee Titans at 15:00

- 1-10-TEN 25 (15:00) D.Henry right guard to TEN 24 for -1 yards (J.Allen).
- 2-11-TEN 24 (14:23) (Shotgun) J.Dobbs pass short left to R.Woods to TEN 31 for 7 yards (T.Campbell) [T.Herndon].
- 3-4-TEN 31 (13:46) (Shotgun) J.Dobbs pass incomplete short middle to J.Ward.
- 4-4-TEN 31 (13:41) D.Cole reported in as eligible. R.Stonehouse punts 60 yards to JAX 9, Center-M.Cox. J.Agnew to JAX 20 for 11 yards (J.Jones; D.Cole).

Jacksonville Jaguars at 13:29

- 1-10-JAX 20 (13:29) T.Lawrence pass incomplete deep left to C.Kirk.
PENALTY on TEN-K.Fulton, Illegal Contact, 5 yards, enforced at JAX 20 - No Play. X1
- 1-10-JAX 25 (13:24) (Shotgun) T.Lawrence pass incomplete deep right to Z.Jones.
- 2-10-JAX 25 (13:18) (Shotgun) T.Etienne left end to JAX 26 for 1 yard (J.Gibbens, M.Rice).
- 3-9-JAX 26 (12:34) (Shotgun) T.Lawrence pass short left to Z.Jones to JAX 34 for 8 yards (K.Fulton).
- 4-1-JAX 34 (11:37) (Run formation) PENALTY on JAX, Delay of Game, 4 yards, enforced at JAX 34 - No Play.
- 4-5-JAX 30 (11:32) L.Cooke punts 56 yards to TEN 14, Center-R.Maticcik. R.Woods to TEN 16 for 2 yards (C.Claybrooks).

Tennessee Titans at 11:22

- 1-10-TEN 16 (11:22) D.Henry up the middle to TEN 14 for -2 yards (C.Muma).
- 2-12-TEN 14 (10:40) (Shotgun) D.Henry right end to TEN 24 for 10 yards (D.Hamilton).
- 3-2-TEN 24 (10:00) (Shotgun) J.Dobbs pass short right to C.Okonkwo pushed ob at TEN 34 for 10 yards (D.Williams). P1
- 1-10-TEN 34 (9:27) D.Henry right guard to TEN 41 for 7 yards (C.Muma).
- 2-3-TEN 41 (8:45) J.Dobbs pass short right to T.Burks pushed ob at TEN 45 for 4 yards (D.Williams) [J.Allen]. P2
- 1-10-TEN 45 (8:06) D.Henry right end to TEN 48 for 3 yards (A.Key; C.Peters).
- 2-7-TEN 48 (7:22) (Shotgun) Direct snap to D.Henry. R.McMath left end to JAX 48 for 4 yards (C.Muma).
- 3-3-JAX 48 (6:40) (Shotgun) J.Dobbs pass incomplete short right [A.Key].
- 4-3-JAX 48 (6:34) (Shotgun) J.Dobbs pass short right to A.Hooper pushed ob at JAX 41 for 7 yards (R.Jenkins). P3
- 1-10-JAX 41 (6:00) D.Henry left end to JAX 42 for -1 yards (C.Peters, A.Key).
- 2-11-JAX 42 (5:25) D.Henry right end to JAX 34 for 8 yards (C.Peters; A.Cisco).
- 3-3-JAX 34 (4:38) (Shotgun) H.Haskins up the middle to JAX 34 for no gain (J.Allen, D.Hamilton).
- 4-3-JAX 34 (3:59) (Shotgun) J.Dobbs pass short left to R.Woods pushed ob at JAX 25 for 9 yards (R.Jenkins). P4
- 1-10-JAX 25 (3:21) D.Henry right end to JAX 24 for 1 yard (C.Peters).
- 2-9-JAX 24 (2:44) (Shotgun) D.Henry left end to JAX 20 for 4 yards (C.Muma; T.Herndon).
- 3-5-JAX 20 (1:58) (Shotgun) J.Dobbs scrambles left end pushed ob at JAX 14 for 6 yards (F.Oluokun).
PENALTY on TEN-D.Daley, Offensive Holding, 10 yards, enforced at JAX 20 - No Play.
- 3-15-JAX 30 (1:40) (Shotgun) J.Dobbs pass short right to T.Burks to JAX 28 for 2 yards (D.Williams).
PENALTY on TEN-T.Burks, Illegal Forward Pass, 5 yards, enforced at JAX 28.
- 4-18-JAX 33 (1:26) R.Bullock 51 yard field goal is GOOD, Center-M.Cox, Holder-R.Stonehouse.

TEN 3 JAX 0, 17 plays, 51 yards, 9:59 drive, 13:37 elapsed

R.Bullock kicks 68 yards from TEN 35 to JAX -3. J.Agnew to JAX 28 for 31 yards (J.Ward, A.Smith).

Jacksonville Jaguars at 1:23, (1st play from scrimmage 1:18)

- 1-10-JAX 28 (1:18) (Shotgun) T.Lawrence pass short middle to C.Kirk to JAX 33 for 5 yards (K.Byard).
- 2-5-JAX 33 (:39) T.Etienne right end to JAX 40 for 7 yards (K.Fulton). R2

END OF QUARTER

	Score	Time Poss	First Downs				Efficiencies	
			R	P	X	T	3 Down	4 Down
Tennessee Titans	3	11:30	0	4	0	4	1/5	2/2
Jacksonville Jaguars	0	3:30	1	0	1	2	0/1	0/0

Second Quarter

1/7/2023

Play By Play

Jacksonville Jaguars continued.

<u>1-10-JAX 40</u>	(15:00) T.Etienne up the middle to JAX 41 for 1 yard (A.Hooker, M.Rice).	
2-9-JAX 41	(14:25) (Shotgun) T.Lawrence pass short left to E.Engram to JAX 43 for 2 yards (K.Byard).	
3-7-JAX 43	(13:48) (Shotgun) T.Lawrence pass short middle to T.Etienne to TEN 48 for 9 yards (J.Gibbens, K.Fulton).	P3
<u>1-10-TEN 48</u>	(13:09) J.Hasty up the middle to TEN 49 for -1 yards (T.Tart).	
2-11-TEN 49	(12:30) (Shotgun) J.Hasty right end to TEN 46 for 3 yards (K.Byard).	
3-8-TEN 46	(11:51) (Shotgun) PENALTY on JAX, Offensive Too Many Men on Field, 5 yards, enforced at TEN 46 - No Play.	
3-13-JAX 49	(11:37) (Shotgun) T.Lawrence pass deep middle to C.Kirk to TEN 35 for 16 yards (A.Hooker).	P4
<u>1-10-TEN 35</u>	(10:54) (Shotgun) T.Lawrence pass short middle to Z.Jones to TEN 30 for 5 yards (M.Rice).	
2-5-TEN 30	(10:12) (Shotgun) T.Lawrence pass short right to T.Etienne pushed ob at TEN 22 for 8 yards (J.Gibbens).	P5
<u>1-10-TEN 22</u>	(9:30) (Shotgun) T.Lawrence FUMBLES (Aborted) at TEN 29, RECOVERED by TEN-R.Weaver at TEN 31.	

Tennessee Titans at 9:24

1-10-TEN 31	(9:24) J.Dobbs pass short right to D.Henry ran ob at 50 for 19 yards (D.Williams).	P5
<u>1-10-50</u>	(8:51) D.Henry up the middle to JAX 49 for 1 yard (A.Wingard).	
2-9-JAX 49	(8:16) (Shotgun) J.Dobbs pass short right to T.Burks to JAX 45 for 4 yards (K.Chaisson).	
3-5-JAX 45	(7:33) (Shotgun) J.Dobbs pass short middle to A.Hooper to JAX 38 for 7 yards (D.Lloyd) [A.Key].	P6
<u>1-10-JAX 38</u>	(6:54) (Shotgun) D.Henry up the middle to JAX 35 for 3 yards (A.Gotsis).	
2-7-JAX 35	(6:15) D.Henry left end ran ob at JAX 21 for 14 yards (T.Campbell).	R7
<u>1-10-JAX 21</u>	(5:39) J.Dobbs pass deep left to C.Okonkwo for 21 yards, TOUCHDOWN [T.Walker].	P8
	R.Bullock extra point is GOOD, Center-M.Cox, Holder-R.Stonehouse.	

TEN 10 JAX 0, 7 plays, 69 yards, 3:52 drive, 9:28 elapsed

R.Bullock kicks 69 yards from TEN 35 to JAX -4. J.Agnew to 50 for 54 yards (J.Kalu).

Jacksonville Jaguars at 5:32, (1st play from scrimmage 5:24)

1-10-50	(5:24) (Shotgun) T.Etienne right end pushed ob at TEN 45 for 5 yards (A.Hooker).	
2-5-TEN 45	(4:49) (Shotgun) T.Lawrence pass short left to E.Engram to TEN 39 for 6 yards (J.Kalu) [D.Walker].	P6
<u>1-10-TEN 39</u>	(4:11) (Shotgun) T.Lawrence pass incomplete short right to J.Hasty.	
2-10-TEN 39	(4:06) (Shotgun) T.Lawrence pass short right to C.Kirk ran ob at TEN 35 for 4 yards.	
3-6-TEN 35	(3:26) (Shotgun) T.Lawrence pass short middle to E.Engram to TEN 25 for 10 yards (A.Hooker).	P7
<u>1-10-TEN 25</u>	(2:43) T.Lawrence pass deep left to C.Kirk for 25 yards, TOUCHDOWN.	P8
	R.Patterson extra point is GOOD, Center-R.Maticsik, Holder-L.Cooke.	

TEN 10 JAX 7, 6 plays, 50 yards, 2:56 drive, 12:24 elapsed

R.Patterson kicks 58 yards from JAX 35 to TEN 7. J.Chestnut to TEN 29 for 22 yards (S.Quarterman).

Tennessee Titans at 2:36, (1st play from scrimmage 2:31)

1-10-TEN 29	(2:31) PENALTY on TEN-C.Okonkwo, False Start, 5 yards, enforced at TEN 29 - No Play.	
1-15-TEN 24	(2:31) (Shotgun) D.Henry right guard to TEN 26 for 2 yards (R.Jenkins; C.Muma).	

Two-Minute Warning

2-13-TEN 26	(2:00) (Shotgun) D.Henry up the middle to TEN 31 for 5 yards (T.Campbell; A.Cisco).	
	Timeout #1 by JAX at 01:55.	
3-8-TEN 31	(1:55) (Shotgun) J.Dobbs pass short right to A.Hooper pushed ob at TEN 41 for 10 yards (F.Oluokun) [J.Allen].	P9
<u>1-10-TEN 41</u>	(1:50) D.Henry right end to TEN 45 for 4 yards (D.Hamilton; J.Allen).	
2-6-TEN 45	(1:14) J.Dobbs scrambles left end ran ob at JAX 44 for 11 yards (F.Oluokun).	R10
<u>1-10-JAX 44</u>	(1:05) (Shotgun) D.Henry left guard to JAX 39 for 5 yards (C.Muma).	
	Timeout #1 by TEN at 00:57.	
2-5-JAX 39	(:57) (Shotgun) J.Dobbs pass short middle to A.Hooper to JAX 25 for 14 yards (F.Oluokun; A.Cisco).	P11
<u>1-10-JAX 25</u>	(:39) (No Huddle, Shotgun) J.Dobbs pass incomplete short right to T.Burks (D.Williams).	
2-10-JAX 25	(:36) (Shotgun) D.Henry up the middle to JAX 17 for 8 yards (C.Muma, T.Walker).	
	Timeout #2 by TEN at 00:23.	
3-2-JAX 17	(:23) (Shotgun) J.Dobbs sacked at JAX 21 for -4 yards (F.Oluokun).	
	Timeout #3 by TEN at 00:03.	
	Timeout #2 by JAX at 00:03.	

Tennessee Titans vs Jacksonville Jaguars at TIAA Bank Field

4-6-JAX 21

(:03) R.Bullock 39 yard field goal is GOOD, Center-M.Cox, Holder-R.Stonehouse.

TEN 13 JAX 7, 11 plays, 50 yards, 2:36 drive, 15:00 elapsed

END OF QUARTER

	Score	Time Poss	First Downs				Efficiencies	
			R	P	X	T	3 Down	4 Down
Tennessee Titans	13	6:28	2	5	0	7	2/3	0/0
Jacksonville Jaguars	7	8:32	0	6	0	6	3/3	0/0

Third Quarter

1/7/2023

Play By Play

JAX elects to Receive, and TEN elects to defend the South goal.

R.Bullock kicks 60 yards from TEN 35 to JAX 5. J.Agnew ran ob at JAX 28 for 23 yards (A.Smith).

Jacksonville Jaguars at 15:00, (1st play from scrimmage 14:52)

1-10-JAX 28	(14:52) T.Lawrence pass short right to J.Agnew to JAX 36 for 8 yards (M.Rice).	
2-2-JAX 36	(14:13) (Shotgun) T.Etienne up the middle to JAX 37 for 1 yard (M.Rice, M.Edwards).	
3-1-JAX 37	(13:42) T.Lawrence left guard to JAX 38 for 1 yard (T.Tart, M.Rice).	R9
<u>1-10-JAX 38</u>	(12:54) T.Lawrence pass short middle to L.Farrell to JAX 49 for 11 yards (D.Cole).	P10
<u>1-10-JAX 49</u>	(12:09) T.Lawrence pass incomplete short left to C.Kirk.	
2-10-JAX 49	(12:04) (Shotgun) T.Lawrence pass short right to M.Jones ran ob at TEN 43 for 8 yards.	
3-2-TEN 43	(11:28) (Shotgun) PENALTY on JAX-T.Shatley, False Start, 5 yards, enforced at TEN 43 - No Play.	
3-7-TEN 48	(11:19) (Shotgun) T.Lawrence pass short left to C.Kirk to TEN 32 for 16 yards (T.Avery).	P11
	Penalty on TEN-T.Avery, Defensive Holding, declined.	
<u>1-10-TEN 32</u>	(11:06) (Shotgun) T.Lawrence pass short middle to M.Jones to TEN 11 for 21 yards (M.Rice; K.Byard).	P12
<u>1-10-TEN 11</u>	(10:40) (No Huddle, Shotgun) T.Lawrence pass incomplete short right to M.Jones.	
2-10-TEN 11	(10:35) (Shotgun) T.Lawrence pass short left to Z.Jones to TEN 8 for 3 yards (K.Fulton).	
3-7-TEN 8	(10:19) (Shotgun) T.Lawrence pass incomplete short left to Z.Jones.	
4-7-TEN 8	(10:14) R.Patterson 26 yard field goal is GOOD, Center-R.Maticsik, Holder-L.Cooke.	

TEN 13 JAX 10, 12 plays, 64 yards, 4:51 drive, 4:51 elapsed

R.Patterson kicks 58 yards from JAX 35 to TEN 7. J.Ward to TEN 32 for 25 yards (C.Johnson).

Tennessee Titans at 10:09, (1st play from scrimmage 10:04)

1-10-TEN 32	(10:04) (Shotgun) D.Henry up the middle to TEN 35 for 3 yards (J.Allen).	
2-7-TEN 35	(9:29) (Shotgun) J.Dobbs pass short left to T.Burks pushed ob at TEN 44 for 9 yards (R.Jenkins).	P12
<u>1-10-TEN 44</u>	(8:56) D.Henry right end to 50 for 6 yards (R.Robertson-Harris).	
2-4-50	(8:12) (Shotgun) Direct snap to D.Henry. D.Henry pass incomplete short middle to C.Okonkwo.	
	PENALTY on JAX-A.Cisco, Defensive Pass Interference, 11 yards, enforced at 50 - No Play.	X13
<u>1-10-JAX 39</u>	(8:08) D.Henry right end to JAX 39 for no gain (D.Hamilton, J.Allen).	
2-10-JAX 39	(7:30) (Shotgun) J.Dobbs pass incomplete short left to N.Westbrook-Ikhine (F.Oluokun).	
3-10-JAX 39	(7:25) (Shotgun) J.Dobbs pass short middle to R.Woods to JAX 26 for 13 yards (D.Williams).	P14
<u>1-10-JAX 26</u>	(6:56) (No Huddle) H.Haskins left guard to JAX 23 for 3 yards (F.Fatukasi; D.Lloyd).	
2-7-JAX 23	(6:19) (Shotgun) J.Dobbs pass incomplete deep right to C.Okonkwo (R.Jenkins).	
3-7-JAX 23	(6:14) (Shotgun) J.Dobbs pass incomplete short right to R.Woods [R.Robertson-Harris].	
4-7-JAX 23	(6:07) R.Bullock 41 yard field goal is GOOD, Center-M.Cox, Holder-R.Stonehouse.	

TEN 16 JAX 10, 10 plays, 45 yards, 1 penalty, 4:07 drive, 8:58 elapsed

R.Bullock kicks 68 yards from TEN 35 to JAX -3. J.Agnew to JAX 14 for 17 yards (J.Jones).

Jacksonville Jaguars at 6:02, (1st play from scrimmage 5:56)

1-10-JAX 14	(5:56) (Shotgun) T.Etienne up the middle to JAX 14 for no gain (J.Simmons).	
2-10-JAX 14	(5:15) (Shotgun) T.Lawrence pass deep right to C.Kirk pushed ob at JAX 47 for 33 yards (A.Hooker).	P13
<u>1-10-JAX 47</u>	(4:34) T.Lawrence pass incomplete short left.	
2-10-JAX 47	(4:29) (Shotgun) T.Lawrence pass incomplete short middle to M.Jones.	
3-10-JAX 47	(4:20) (Shotgun) T.Lawrence pass incomplete short left [D.Walker].	
4-10-JAX 47	(4:10) L.Cooke punts 44 yards to TEN 9, Center-R.Maticsik, fair catch by R.Woods.	

Tennessee Titans at 4:02

1-10-TEN 9	(4:02) D.Henry right guard to TEN 9 for no gain (A.Key).	
2-10-TEN 9	(3:23) J.Dobbs pass short left to C.Okonkwo to TEN 20 for 11 yards (C.Peters).	P15
<u>1-10-TEN 20</u>	(2:37) D.Henry right guard to TEN 24 for 4 yards (D.Williams; T.Walker).	
2-6-TEN 24	(1:56) D.Henry right end to JAX 46 for 30 yards (A.Key). FUMBLES (A.Key), ball out of bounds at JAX 42.	
	PENALTY on TEN-C.Okonkwo, Offensive Holding, 10 yards, enforced at TEN 24 - No Play.	
2-16-TEN 14	(1:36) (Shotgun) J.Ward up the middle to TEN 13 for -1 yards (T.Herndon).	
3-17-TEN 13	(:53) (Shotgun) J.Dobbs pass deep left intended for T.Burks INTERCEPTED by T.Campbell at JAX 46. T.Campbell to TEN 25 for 29 yards (C.Levin).	

Jacksonville Jaguars at 0:41

Tennessee Titans vs Jacksonville Jaguars at TIAA Bank Field

1-10-TEN 25 (:41) (Shotgun) T.Lawrence pass short right to Z.Jones to TEN 20 for 5 yards (J.Gibbens).

2-5-TEN 20 (:09) T.Etienne up the middle to TEN 18 for 2 yards (R.McCreary).

END OF QUARTER

	Score	Time Poss	First Downs				Efficiencies	
			R	P	X	T	3 Down	4 Down
Tennessee Titans	16	7:28	0	3	1	4	1/3	0/0
Jacksonville Jaguars	10	7:32	1	4	0	5	2/4	0/0

Play By Play

Fourth Quarter

1/7/2023

Jacksonville Jaguars continued.

3-3-TEN 18 (15:00) (Shotgun) T.Lawrence pass incomplete deep left to C.Kirk (R.McCreary).

4-3-TEN 18 (14:54) R.Patterson 36 yard field goal is GOOD, Center-R.Maticcik, Holder-L.Cooke.

TEN 16 JAX 13, 4 plays, 7 yards, 0:52 drive, 0:11 elapsed

R.Patterson kicks 63 yards from JAX 35 to TEN 2. J.Chestnut to TEN 26 for 24 yards (A.Gotsis).

Tennessee Titans at 14:49, (1st play from scrimmage 14:44)

1-10-TEN 26 (14:44) (Shotgun) D.Henry left guard to TEN 31 for 5 yards (D.Hamilton).

2-5-TEN 31 (14:06) D.Henry left end to TEN 29 for -2 yards (T.Walker).

3-7-TEN 29 (13:24) (Shotgun) J.Dobbs sacked at TEN 24 for -5 yards (R.Robertson-Harris).

4-12-TEN 24 (12:41) R.Stonehouse punts 55 yards to JAX 21, Center-M.Cox. J.Agnew to JAX 43 for 22 yards (K.Byard; J.Jones).

Jacksonville Jaguars at 12:28

1-10-JAX 43 (12:28) (Shotgun) T.Lawrence pass incomplete short middle.

2-10-JAX 43 (12:24) (Shotgun) J.Hasty left end pushed ob at JAX 46 for 3 yards (K.Fulton).

3-7-JAX 46 (11:48) (Shotgun) T.Lawrence pass incomplete short middle to M.Jones (R.Weaver).

4-7-JAX 46 (11:43) L.Cooke punts 48 yards to TEN 6, Center-R.Maticcik, out of bounds.

Tennessee Titans at 11:34

1-10-TEN 6 (11:34) D.Henry left end to TEN 4 for -2 yards (C.Peters).

2-12-TEN 4 (10:50) J.Dobbs pass incomplete short right.

3-12-TEN 4 (10:43) (Shotgun) J.Dobbs pass short right to R.Woods to TEN 15 for 11 yards (A.Cisco).

4-1-TEN 15 (9:58) D.Cole reported in as eligible. R.Stonehouse punts 51 yards to JAX 34, Center-M.Cox, downed by TEN-J.Thompson.

Jacksonville Jaguars at 9:45

1-10-JAX 34 (9:45) T.Lawrence sacked at JAX 25 for -9 yards (T.Tart).

2-19-JAX 25 (9:08) (Shotgun) T.Lawrence pass short left to E.Engram to JAX 34 for 9 yards (M.Rice).

3-10-JAX 34 (8:25) (Shotgun) T.Lawrence pass incomplete deep right to M.Jones [D.Autry].

4-10-JAX 34 (8:19) L.Cooke punts 56 yards to TEN 10, Center-R.Maticcik, downed by JAX-C.Claybrooks.

Tennessee Titans at 8:06

1-10-TEN 10 (8:06) J.Dobbs scrambles right end pushed ob at TEN 15 for 5 yards (F.Oluokun).

2-5-TEN 15 (7:28) D.Henry left end to TEN 17 for 2 yards (D.Hamilton; F.Oluokun).

3-3-TEN 17 (6:47) (Shotgun) J.Dobbs pass short right to J.Ward to TEN 20 for 3 yards (D.Williams). P16

1-10-TEN 20 (6:04) D.Henry left guard to TEN 29 for 9 yards (F.Oluokun, A.Cisco).

2-1-TEN 29 (5:25) J.Dobbs pass incomplete short left to T.Burks (A.Cisco).

3-1-TEN 29 (5:19) J.Dobbs up the middle to TEN 31 for 2 yards (T.Walker). R17

1-10-TEN 31 (4:32) D.Henry right guard to TEN 34 for 3 yards (F.Oluokun; D.Williams).

2-7-TEN 34 (3:46) D.Henry up the middle to TEN 35 for 1 yard (F.Oluokun; F.Fatukasi).

3-6-TEN 35 (3:01) (Shotgun) J.Dobbs sacked at TEN 27 for -8 yards (R.Jenkins). FUMBLES (R.Jenkins) [R.Jenkins], RECOVERED by JAX-J.Allen at TEN 37. J.Allen for 37 yards, TOUCHDOWN.

Jacksonville Jaguars at 2:51

R.Patterson extra point is GOOD, Center-R.Maticcik, Holder-L.Cooke.

TEN 16 JAX 20, 0 plays, 37 yards, 0:00 drive, 12:09 elapsed

R.Patterson kicks 65 yards from JAX 35 to end zone, Touchback.

Tennessee Titans at 2:51

1-10-TEN 25 (2:51) (Shotgun) J.Dobbs left end pushed ob at TEN 36 for 11 yards (T.Campbell). R18

1-10-TEN 36 (2:43) (Shotgun) D.Henry left guard to TEN 45 for 9 yards (T.Campbell; R.Jenkins).

2-1-TEN 45 (2:06) (Shotgun) J.Dobbs pass short middle to G.Swaim to 50 for 5 yards (F.Oluokun; R.Jenkins). P19

Two-Minute Warning

1-10-50 (2:00) (Shotgun) J.Dobbs right end pushed ob at JAX 47 for 3 yards (F.Oluokun).2-7-JAX 47 (1:55) (Shotgun) J.Dobbs to TEN 45 for -8 yards (J.Allen). FUMBLES (J.Allen), and recovers at TEN 47. J.Dobbs sacked at TEN 48 for -5 yards (sack split by A.Gotsis and C.Peters).
Timeout #1 by TEN at 01:46.

3-12-TEN 48 (1:46) (Shotgun) PENALTY on TEN-A.Hooper, False Start, 5 yards, enforced at TEN 48 - No Play.

3-17-TEN 43 (1:46) (Shotgun) J.Dobbs pass short middle to H.Haskins to TEN 47 for 4 yards (F.Oluokun) [A.Key].

Timeout #2 by TEN at 01:37.

Tennessee Titans vs Jacksonville Jaguars at TIAA Bank Field

4-13-TEN 47 (1:37) (Shotgun) J.Dobbs pass short right to H.Haskins to JAX 44 for 9 yards (F.Oluokun).

Jacksonville Jaguars at 1:30

1-10-JAX 44 (1:30) T.Lawrence kneels to JAX 42 for -2 yards.

Timeout #1 by JAX at 00:45.

2-12-JAX 42 (:45) T.Lawrence kneels to JAX 40 for -2 yards.

END OF QUARTER

	Score	Time Poss	First Downs				Efficiencies	
			R	P	X	T	3 Down	4 Down
Tennessee Titans	16	10:46	2	2	0	4	2/6	0/1
Jacksonville Jaguars	20	4:14	0	0	0	0	0/3	0/0

Miscellaneous Statistics Report

Tennessee Titans vs Jacksonville Jaguars

1/7/2023 at TIAA Bank Field

Ten Longest Plays for Tennessee Titans

Yards	Qtr	Play Start	Play Description
21	2	1-10-JAX 21	(5:39) J.Dobbs pass deep left to C.Okonkwo for 21 yards, TOUCHDOWN [T.Walker].
19	2	1-10-TEN 31	(9:24) J.Dobbs pass short right to D.Henry ran ob at 50 for 19 yards (D.Williams).
14	2	2-7-JAX 35	(6:15) D.Henry left end ran ob at JAX 21 for 14 yards (T.Campbell).
14	2	2-5-JAX 39	(:57) (Shotgun) J.Dobbs pass short middle to A.Hooper to JAX 25 for 14 yards (F.Oluokun; A.Cisco).
13	3	3-10-JAX 39	(7:25) (Shotgun) J.Dobbs pass short middle to R.Woods to JAX 26 for 13 yards (D.Williams).
11	2	2-6-TEN 45	(1:14) J.Dobbs scrambles left end ran ob at JAX 44 for 11 yards (F.Oluokun).
11	3	2-10-TEN 9	(3:23) J.Dobbs pass short left to C.Okonkwo to TEN 20 for 11 yards (C.Peters).
11	4	3-12-TEN 4	(10:43) (Shotgun) J.Dobbs pass short right to R.Woods to TEN 15 for 11 yards (A.Cisco).
11	4	1-10-TEN 25	(2:51) (Shotgun) J.Dobbs left end pushed ob at TEN 36 for 11 yards (T.Campbell).
10	1	2-12-TEN 14	(10:40) (Shotgun) D.Henry right end to TEN 24 for 10 yards (D.Hamilton).

Ten Longest Plays for Jacksonville Jaguars

Yards	Qtr	Play Start	Play Description
33	3	2-10-JAX 14	(5:15) (Shotgun) T.Lawrence pass deep right to C.Kirk pushed ob at JAX 47 for 33 yards (A.Hooker).
25	2	1-10-TEN 25	(2:43) T.Lawrence pass deep left to C.Kirk for 25 yards, TOUCHDOWN.
21	3	1-10-TEN 32	(11:06) (Shotgun) T.Lawrence pass short middle to M.Jones to TEN 11 for 21 yards (M.Rice; K.Byard).
16	2	3-13-JAX 49	(11:37) (Shotgun) T.Lawrence pass deep middle to C.Kirk to TEN 35 for 16 yards (A.Hooker).
16	3	3-7-TEN 48	(11:19) (Shotgun) T.Lawrence pass short left to C.Kirk to TEN 32 for 16 yards (T.Avery).
11	3	1-10-JAX 38	(12:54) T.Lawrence pass short middle to L.Farrell to JAX 49 for 11 yards (D.Cole).
10	2	3-6-TEN 35	(3:26) (Shotgun) T.Lawrence pass short middle to E.Engram to TEN 25 for 10 yards (A.Hooker).
9	2	3-7-JAX 43	(13:48) (Shotgun) T.Lawrence pass short middle to T.Etienne to TEN 48 for 9 yards (J.Gibbens, K.Fulton).
9	4	2-19-JAX 25	(9:08) (Shotgun) T.Lawrence pass short left to E.Engram to JAX 34 for 9 yards (M.Rice).
8	1	3-9-JAX 26	(12:34) (Shotgun) T.Lawrence pass short left to Z.Jones to JAX 34 for 8 yards (K.Fulton).

Touchdown Scoring Information

		Offense	Defense	Special Teams
VISITOR	Tennessee Titans	1	0	0
HOME	Jacksonville Jaguars	1	1	0

Player Scoring Information

Club	Player	TD	Rush TD	Rec TD	KO TD	Punt TD	Int TD	Fum TD	Misc TD	FG	XP	2Pt Rush	2Pt Rec	Sfty	Points
TEN	R.Bullock	0	0	0	0	0	0	0	0	3	1	0	0	0	10
TEN	C.Okonkwo	0	0	1	0	0	0	0	0	0	0	0	0	0	6
JAX	R.Patterson	0	0	0	0	0	0	0	0	2	2	0	0	0	8
JAX	C.Kirk	0	0	1	0	0	0	0	0	0	0	0	0	0	6
JAX	J.Allen	0	0	0	0	0	0	1	0	0	0	0	0	0	6

Possession Detail

	First Half		Second Half		Game	
	Visitor	Home	Visitor	Home	Visitor	Home
Largest Lead	10	0	6	4	10	4
Drives Leading	2	0	5	1	7	1
Time of Possession Leading	6:28	0:00	16:53	1:30	23:21	1:30
Largest Deficit	0	-10	-4	-6	-4	-10
Drives Trailing	0	2	1	5	1	7
Time of Possession Trailing	0:00	9:55	1:21	10:16	1:21	20:11
Times Score Tied Up		0		0		0
Lead Changes		1		1		2

Playtime Percentage

Percent of playtime per player on offense, defense and special teams (Unofficial)

Tennessee Titans

Jacksonville Jaguars

		Tennessee Titans				Jacksonville Jaguars							
		Offense	Defense	Special Teams				Offense	Defense	Special Teams			
A Brewer	G	75	100%	4	17%	L Fortner	C	49	100%	4	17%		
C Levin	C	75	100%	4	17%	T Shatley	G	49	100%	4	17%		
D Daley	T	75	100%	4	17%	W Little	T	49	100%	4	17%		
J Roos	G	75	100%	4	17%	T Lawrence	QB	49	100%				
N Petit-Frere	T	75	100%			J Taylor	T	49	100%				
J Dobbs	QB	74	99%			B Scherff	G	49	100%				
R Woods	WR	64	85%	4	17%	C Kirk	WR	47	96%				
T Burks	WR	56	75%			Z Jones	WR	46	94%				
D Henry	RB	56	75%			E Ingram	TE	43	88%				
N Westbrook-Ikhine	WR	43	57%	9	38%	M Jones	WR	27	55%				
G Swaim	TE	41	55%	7	29%	T Etienne	RB	27	55%				
A Hooper	TE	34	45%			J Hasty	RB	24	49%	4	17%		
C Okonkwo	TE	32	43%	6	25%	C Manhertz	TE	19	39%	8	33%		
H Haskins	RB	15	20%	14	58%	J Agnew	WR	7	14%	7	29%		
C Conley	WR	14	19%	5	21%	L Farrell	TE	3	6%	8	33%		
R McMath	WR	13	17%			S Conner	RB	2	4%				
J Ward	RB	5	7%	11	46%	T Jones	WR	1	2%	7	29%		
K Rader	TE	3	4%	9	38%	A Cisco	SS		75	100%	9	38%	
A Hooker	FS		49	100%	6	25%	R Jenkins	SS		75	100%	6	25%
R McCreary	CB		49	100%	4	17%	F Oluokun	LB		75	100%	5	21%
K Byard	FS		49	100%	3	12%	T Campbell	CB		74	99%	5	21%
K Fulton	CB		49	100%			D Williams	CB		69	92%	5	21%
J Gibbens	LB		47	96%	11	46%	T Walker	LB		63	84%	5	21%
J Kalu	FS		45	92%	10	42%	J Allen	LB		60	80%	5	21%
D Autry	DE		42	86%	1	4%	R Robertson-Harris	DT		52	69%	1	4%
J Simmons	DT		41	84%	7	29%	T Herndon	CB		43	57%	5	21%
M Edwards	DT		32	65%	6	25%	D Hamilton	DT		43	57%	4	17%
T Tart	DT		28	57%	4	17%	C Muma	LB		38	51%	15	62%
M Rice	LB		27	55%	2	8%	A Key	LB		37	49%	5	21%
R Weaver	LB		25	51%	4	17%	D Lloyd	LB		31	41%	5	21%
D Walker	DE		15	31%	6	25%	C Peters	DT		29	39%		
T Basham	DE		15	31%			A Gotsis	DE		23	31%	23	96%
K Strong	DE		11	22%	6	25%	F Fatukasi	DT		22	29%		
T Avery	CB		11	22%	4	17%	K Chaisson	LB		9	12%	10	42%
D Cole	LB		4	8%	14	58%	A Wingard	FS		6	8%	15	62%
J Jones	LB				20	83%	C Claybrooks	CB		1	1%	11	46%
J Thompson	DB				19	79%	C Johnson	LB				15	62%
L Johnson	CB				12	50%	S Quarterman	LB				15	62%
A Smith	LB				10	42%	D Thomas	SS				11	46%
R Bullock	K				8	33%	R Patterson	K				9	38%
M Cox	LS				7	29%	R Maticcik	LS				8	33%
R Stonehouse	P				7	29%	L Cooke	P				8	33%
L Clark	T				4	17%	B Hance	G				4	17%
J Chestnut	RB				4	17%	C Van Lanen	G				4	17%
D Munyer	C				4	17%							

C Cronk	T	4	17%
D Arnold	TE	4	17%
T Campbell	CB	2	8%

2022 TENNESSEE TITANS REGULAR SEASON STATISTICS

Won 7, Lost 10

Date	W-L	Score	OT	Opponent	Attendance
09/11	L	20-21		N.Y. Giants	67,805
09/19	L	7-41		at Buffalo	70,683
09/25	W	24-22		Las Vegas	68,649
10/02	W	24-17		at Indianapolis	65,781
10/09	W	21-17		at Washington	51,836
10/23	W	19-10		Indianapolis	69,459
10/30	W	17-10		at Houston	68,467
11/06	L	17-20	OT	at Kansas City	73,475
11/13	W	17-10		Denver	69,240
11/17	W	27-17		at Green Bay	77,506
11/27	L	16-20		Cincinnati	69,441
12/04	L	10-35		at Philadelphia	69,879
12/11	L	22-36		Jacksonville	68,409
12/18	L	14-17		at L.A. Chargers	70,240
12/24	L	14-19		Houston	66,634
12/29	L	13-27		Dallas	69,292
01/07	L	16-20		at Jacksonville	70,050

Statistic	Tenn.	Opp.
Total First Downs	277	339
Rushing	104	93
Passing	153	215
Penalty	20	31
3rd Down: Made/Att	80/219	77/225
3rd Down Pct.	36.5	34.2
4th Down: Made/Att	9/17	19/26
4th Down Pct.	52.9	73.1
Possession Avg.	29:16	30:44
Total Net Yards	5045	5978
Avg. Per Game	296.8	351.6
Total Plays	992	1100
Avg. Per Play	5.1	5.4
Net Yards Rushing	2131	1307
Avg. Per Game	125.4	76.9
Total Rushes	487	390
Net Yards Passing	2914	4671
Avg. Per Game	171.4	274.8
Sacked/Yards Lost	49/313	39/264
Gross Yards	3227	4935
Att./Completions	456/285	671/439
Completion Pct.	62.5	65.4
Had Intercepted	11	14
Punts/Average	90/53.1	84/45.1
Net Punting Avg.	90/44.0	84/40.5
Penalties/Yards	111/956	115/836
Fumbles/Ball Lost	23/12	19/6
Touchdowns	34	41
Rushing	16	9
Passing	16	29
Returns	2	3

Score By Periods	Q1	Q2	Q3	Q4	OT	PTS
Team	83	121	57	37	0	298
Opponents	57	103	105	91	3	359

Scoring	TD	Rush	Rec	Ret	K-PAT	FG	S	PTS
Bullock	0	0	0	0	28/28	17/20	0	79
Henry	13	13	0	0			0	78
Hilliard	4	0	4	0			0	24
Okonkwo	3	0	3	0			0	20
Westbrook-Ikhine	3	0	3	0			0	18
Burks	2	0	1	1b			0	12
Hooper	2	0	2	0			0	12
Tannehill	2	2	0	0			0	12
Woods	2	0	2	0			0	12
Shudak	0	0	0	0	1/1	3/4	0	10
Adams	1	0	0	1a			0	6
Swaim	1	0	1	0			0	6
Willis	1	1	0	0			0	6
Lambo	0	0	0	0	3/4	0/0	0	3
Team	34	16	16	2	32/33	20/24	0	298
Opponents	41	9	29	3	32/34	25/27	0	359

a - 76-yd interception return vs. Ind (10/23); b - fumble recovery in end zone vs. Cin (11/27)

2-Pt Conv: Okonkwo, TM 1-1, OPP 3-7

Sacks: Aury 8, Simmons 7.5, Walker 7, Weaver 5.5, Dupree 4, Edwards 3, Tart 1.5, Cole 1, N. Jones 1, Okuyayinonu 0.5, **TM 39, OPP 49**

FUM/Lost: Henry 6/3, Dobbs 4/2, Tannehill 3/2, Willis 3/2, Philips 2/2, Board 1/0, Hooker 1/0, Kinsey 1/0, Thompson 1/0, Woods 1/1

Passing	Att	Cmp	Yds	Cmp%	Yds/Att	TD
Tannehill	325	212	2536	65.2	7.80	13
Dobbs	68	40	411	58.8	6.04	2
Willis	61	31	276	50.8	4.52	0
Henry	2	2	4	100.0	2.00	1
Team	456	285	3227	62.5	7.08	16
Opponents	671	439	4935	65.4	7.35	29

Rushing	No.	Yds	Avg	Long	TD
Henry	349	1538	4.4	56	13
Hilliard	22	145	6.6	30	0
Willis	27	123	4.6	17	1
Tannehill	34	98	2.9	17	2
Haskins	25	93	3.7	12	0
Burks	4	47	11.8	20	0
Dobbs	8	44	5.5	11	0
Ward	5	25	5.0	12	0
Chestnut	9	12	1.3	5	0
McMath	1	4	4.0	4	0
Okonkwo	3	2	0.7	6	0
Team	487	2131	4.4	56	16
Opponents	390	1307	3.4	68	9

Receiving	No.	Yds	Avg	Long	TD
Woods	53	527	9.9	41	2
Hooper	41	444	10.8	24	2
Burks	33	444	13.5	51	1
Henry	33	398	12.1	69	0
Okonkwo	32	450	14.1	48	3
Westbrook-Ikhine	25	397	15.9	63t	3
Hilliard	21	177	8.4	31	4
Swaim	12	58	4.8	13	1
Haskins	11	57	5.2	10	0
Philips	8	78	9.8	21	0
Conley	4	46	11.5	27	0
Hollister	3	54	18.0	27	0
Chestnut	3	41	13.7	33	0
McMath	2	40	20.0	39	0
Ward	2	7	3.5	4	0
Board	1	6	6.0	6	0
Kinsey	1	3	3.0	3	0
Team	285	3227	11.3	69	16
Opponents	439	4935	11.2	75t	29

Interceptions	No.	Yds	Avg	Long	TD
Byard	4	57	14.3	28	0
Long	2	4	2.0	4	0
Adams	1	76	76.0	76t	1
Gibbins	1	7	7.0	7	0
McCreary	1	4	4.0	4	0
Mitchell	1	1	1.0	1	0
Fulton	1	0	0.0	0	0
Hooker	1	0	0.0	0	0
Kalu	1	0	0.0	0	0
Tart	1	0	0.0	0	0
Team	14	149	10.6	76t	1
Opponents	11	179	16.3	43t	1

Punting	No.	Yds	Avg	Net	TB	In	Lg	B
Stonehouse	90	4779	53.1	44.0	9	30	74	0
Team	90	4779	53.1	44.0	9	30	74	0
Opponents	84	3789	45.1	40.5	4	32	69	0

Punt Returns	Ret	FC	Yds	Avg	Long	TD
Board	14	5	147	10.5	19	0
Woods	11	14	90	8.2	21	0
Philips	5	2	62	12.4	46	0
Hilliard	2	0	4	2.0	4	0
Kinsey	2	3	0	0.0	0	0
Hooker	1	0	0	0.0	0	0
Thompson	1	0	0	0.0	0	0
Team	36	24	303	8.4	46	0
Opponents	59	11	636	10.8	27	0

Kickoff Returns	No.	Yds	Avg	Long	TD
Haskins	19	414	21.8	37	0
Chestnut	10	215	21.5	33	0
Board	4	82	20.5	22	0
Cannon	2	33	16.5	19	0
Hilliard	1	23	23.0	23	0
Ward	1	25	25.0	25	0
Team	37	792	21.4	37	0
Opponents	32	648	20.3	54	0

Field Goals	1-19	20-29	30-39	40-49	50+
Bullock	0/0	5/5	5/5	6/8	1/2
Shudak	0/0	1/1	2/3	0/0	0/0
Team	0/0	6/6	7/8	6/8	1/2
Opponents	0/0	7/7	10/10	6/7	2/3

TD%	Int	Int%	Long	Sack/Lost	Rating
4.0	6	1.8	69	33/238	94.6
2.9	2	2.9	39	6/26	73.8
0.0	3	4.9	48	10/49	42.8
50.0	0	0.0	3t	0/0	118.8
3.5	11	2.4	69	49/313	85.3
4.3	14	2.1	75t	39/264	93.0



TENNESSEE TITANS

ABRIDGED HISTORY

UPDATED THROUGH JAN. 8, 2023
THE NON-ABRIDGED HISTORY IS AVAILABLE
IN THE 2022 TITANS MEDIA GUIDE

2021 SEASON (12-5 REGULAR SEASON, 0-1 PLAYOFFS) • 1ST PLACE AFC SOUTH

Table with columns: DATE, OPPONENT, SCORE, W/L, ATT. Rows include games against Arizona, Seattle, Indianapolis, Jets, Jacksonville, Buffalo, Kansas City, Indianapolis, Rams, New Orleans, Houston, New England, Jacksonville, Pittsburgh, San Francisco, Miami, Houston, Cincinnati.

TITANS OPP Summary table with columns: Category, TITANS, OPP. Rows include Total First Downs, Rushing, Passing, Penalty, 3rd Down, 4th Down, Possession Avg, Total Net Yards, Net Yards Rushing, Net Yards Passing, Penalties/Yards, Fumbles/Ball Lost, Touchdowns.

BY PERIODS Summary table with columns: 1, 2, 3, 4, OT, PTS. Rows include Team and Opponents.

SCORING Summary table with columns: TD, RU, PA, RT, PAT, FG, S, TP. Rows include Bullock, Henry, Tannehill, A.J. Brown, Westbrook-Ikhine, Pruitt, Firkser, Foreman, Swaim, Byard, Hilliard, Batson, Fitzpatrick, Ju. Jones, McNichols, Molden, Peterson, Rogers, Badgley, Team, Opponents.

2-Pt Conversions: Henry, Pruitt, TM 2-2; OP 2-4
FUM/LOST: Tannehill 10/4, Rogers 4/1, Firkser 2/1, Foreman 2/1, Hilliard 2/1, Blasingame 1/1, Brewer 1/0, Henry 1/0, McMath 1/1, Westbrook-Ikhine 1/1

RUSHING Summary table with columns: No, Yds, Avg, Lg, TD. Rows include Henry, Foreman, Hilliard, Tannehill, McNichols, Peterson, Batson.

PASSING Summary table with columns: Att, Cmp, Pct, Yards, Yds/Att, TD, Int, Lg, Sk/Yds, Rating. Rows include Tannehill, A.J. Brown, M. Farley, Henry, Team, Opponents.

RECEIVING Summary table with columns: No, Yds, Avg, Lg, TD. Rows include A.J. Brown, Westbrooke-Ikhine, Firkser, Ju. Jones, Swaim, Rogers, McNichols, Hilliard, Henry, Pruitt, Reynolds, M. Johnson, Foreman, Fitzpatrick, Hollister, Peterson, Hudson, Batson, D. Evans, McMath, Blasingame, Hooker, Team, Opponents.

INTERCEPTIONS Summary table with columns: No, Yds, Avg, Lg, TD. Rows include Byard, Fulton, Long, R. Evans, Hooker, Skrine, J. Brown, Molden, Jenkins, Team, Opponents.

PUNTING Summary table with columns: No, Yds, Avg, Net, TB, In, Lg, B. Rows include Kern, Townsend, Team, Opponents.

PUNT RETURNS Summary table with columns: No, FC, Yds, Avg, Lg, TD. Rows include Rogers, Kinsey, Team, Opponents.

KICKOFF RETURNS Summary table with columns: No, Yds, Avg, Lg, TD. Rows include Rogers, M. Johnson, Hilliard, Batson, McNichols, Blasingame, D. Evans, Team, Opponents.

FIELD GOALS Summary table with columns: 1-19, 20-29, 30-39, 40-49, 50+. Rows include Bullock, Badgley, Team, Opponents.

SACKS Summary table with columns: Player, Opponent. Rows include Landry 12, Autry 9, Simmons 8.5, Dupree 3, Adeniyi 2.5, N. Jones 2.5, Peko 2, Roberson 1.5, Byard 1, (group) 1, TM 43, OPP 47.

TACKLES (Total-Assists-Solo)
Byard (88-57-31), Landry (75-52-23), Long (75-46-29), Hooker (62-38-24), Molden (60-42-18), R. Evans (57-35-22), Jenkins (55-39-16), J. Brown (55-36-19), Simmons (54-42-12), Fulton (40-30-10), Cruikshank (38-27-11), Jackson (33-28-5), Autry (32-25-7), Rice (30-15-15), N. Jones (29-18-11), Cunningham (25-18-7), Dupree (17-13-4), Skrine (17-11-6), Tart (16-10-6), Adeniyi (11-8-3), Mabin (10-9-1), Peko (10-7-3), Roberson (10-6-4), Murchison (8-4-4), C. Jones (6-5-1), Simon (6-4-2), Cole (6-2-4), M. Farley (5-4-1), C. Farley (4-4-0), Borders (4-3-1), Dzubnar (4-1-3), McDougald (3-3-0), Strong (3-1-2), Ankok (3-3-0), Weaver (2-0-2), Bledsoe (1-1-0), A.J. Brown (1-1-0), Jo. Jones (1-0-1)

USUAL STARTING LINEUP
OFFENSE
WR A.J. Brown (11)
TE Geoff Swaim (87)
LT Taylor Lewan (77)
LG Rodger Saffold III (76)
C Ben Jones (60)
RG Nate Davis (64)
RT David Quessenberry (72)
WR Nick Westbrook-Ikhine (15)
WR Julio Jones (2)
QB Ryan Tannehill (17)
RB Derrick Henry (22)

DEFENSE
DE Denico Autry (96)
NT Teair Tart (93)
DT Jeffery Simmons (98)
OLB Bud Dupree (48)
ILB David Long Jr. (51)
ILB Rashaan Evans (54)
OLB Harold Landry III (58)
CB Jackrabbit Jenkins (20)
SS Amani Hooker (36)
FS Kevin Byard (31)
CB Kristian Fulton (26)

SPECIALISTS
K Randy Bullock (14)
P Brett Kern (6)
PR Chester Rogers (80)
KR Chester Rogers (80)

Pro Bowl All-Pro
GM: Jon Robinson; Head Coach: Mike Vrabel
Asst. Coaches: Shane Bowen (def. coordinator), Todd Downing (off. coordinator), Craig Aukerman (ST), Brian Bell (strength and conditioning assist.), Scott Booker (safeties), Keith Carter (OL), Ryan Crow (OLB), Tony Dews (RB), Matt Edwards (assist. ST), Erik Frazier (off. skill assist.), Mondray Gee (strength and conditioning assist.), Jim Haslett (ILB), Jason Houghtaling (assist. OL), Zak Kuhl (assist. ILB), Anthony Midget (secondary), Rob Moore (WR), Pat O'Hara (QB), Frank Piraino (strength and conditioning), Jim Schwartz (senior def. assist.), Luke Steckel (TE), John Streicher (coordinator of football development), Mike Sullivan (assist. OL), Kenechi Udeze (assist. DL), Terrell Williams (DL)

AMERICAN FOOTBALL CONFERENCE STANDINGS
AFC EAST: Buffalo, New England, Miami, New York Jets
AFC NORTH: Cincinnati, Pittsburgh, Cleveland, Baltimore
AFC SOUTH: Tennessee, Indianapolis, Houston, Jacksonville
AFC WEST: Kansas City, Las Vegas, Los Angeles Chargers, Denver

NATIONAL FOOTBALL CONFERENCE STANDINGS
NFC EAST: Dallas, Philadelphia, Washington, New York Giants
NFC NORTH: Green Bay, Minnesota, Chicago, Detroit
NFC SOUTH: Tampa Bay, New Orleans, Atlanta, Carolina
NFC WEST: Los Angeles Rams, Arizona, San Francisco, Seattle

2020 SEASON (II-S REGULAR SEASON, O-I PLAYOFFS) • 1ST PLACE AFC SOUTH

DATE	OPPONENT	SCORE	W/L	ATT
Sept. 14	at Denver	16-14	W	
Sept. 20	Jacksonville	33-30	W	
Sept. 27	at Minnesota	31-30	W	
Oct. 13	Buffalo	42-16	W	8,403
Oct. 18	Houston	42-36	W (OT)	10,166
Oct. 25	Pittsburgh	24-27	L	10,355
Nov. 1	at Cincinnati	20-31	L	9,712
Nov. 8	Chicago	24-17	W	13,871
Nov. 12	Indianapolis	17-34	L	13,949
Nov. 22	at Baltimore	30-24	W (OT)	
Nov. 29	at Indianapolis	45-26	W	12,464
Dec. 6	Cleveland	35-41	L	13,986
Dec. 13	at Jacksonville	31-10	W	15,896
Dec. 20	Detroit	46-25	W	13,797
Dec. 27	at Green Bay	14-40	L	
Jan. 3	at Houston	41-38	W	12,504
Jan. 10	Baltimore	13-20	L	14,029

TITANS		OPP	
Total First Downs	381	391	
Rushing	142	113	
Passing	203	247	
Penalty	36	31	
3rd Down: Made/Att	84/182	111/214	
3rd Down Pct.	46.2	51.9	
4th Down: Made/Att	10/16	15/26	
4th Down Pct.	62.5	57.7	
Possession Avg.	28:28	31:32	
Total Net Yards	6343	6372	
Avg. Per Game	396.4	398.3	
Total Plays	1031	1076	
Avg. Per Play	6.2	5.9	
Net Yards Rushing	2690	1933	
Avg. Per Game	168.1	120.8	
Total Rushes	521	427	
Net Yards Passing	3653	4439	
Avg. Per Game	228.3	277.4	
Sacked/Yards Lost	25/173	19/154	
Gross Yards	3826	4593	
Att./Completions	485/316	630/423	
Completion Pct.	65.2	67.1	
Had Intercepted	7	15	
Punts/Average	50/45.1	45/47.7	
Net Punting Avg.	50/40.1	45/41.8	
Penalties/Yards	86/783	103/840	
Fumbles/Ball Lost	15/5	21/8	
Touchdowns	62	55	
Rushing	26	18	
Passing	33	36	
Returns	3	1	

BY PERIODS	1	2	3	4	OT	PTS
Team	96	144	101	138	12	491
Opponents	77	143	97	122	0	439

SCORING	TD	RU	PA	RT	PAT	FG	S	TP
Henry	17	17	0	0			0	104
Gostkowski	0	0	0	0	46/48	18/26	0	100
A. Brown	12	0	11	1			0	72
J. Smith	9	1	8	0			0	54
Sloman	0	0	0	0	5/5	2/2	0	11
Tannehill	7	7	0	0			0	46
C. Davis	5	0	5	0			0	30
Pruitt	3	0	2	1			0	18
Humphries	2	0	2	0			0	12
Batson	1	0	1	0			0	6
D. Evans	1	0	1	0			0	6
Firker	1	0	1	0			0	6
Foreman	1	0	1	0			0	6
King	1	0	0	1			0	6
McNichols	1	1	0	0			0	6
Swaim	1	0	0	0			0	6
Westbrook-Ikhine	0	0	0	0			0	2
Team	62	26	33	3	51/53	20/28	0	491
Opponents	55	18	36	1	42/47	21/23	1	439

2-Pt Conversions: Tannehill 2, Henry, Westbrook-Ikhine, TM 4-7, OPP 1-8
FUM/Lost: Tannehill 6/11, Henry 3/2, A. Brown 2/1, Batson 1/0, Brinkley 1/0, C. Davis 1/1, Douglas 1/0

RUSHING	No	Yds	Avg	Lg	TD
Henry	378	2027	5.4	94t	17
Tannehill	43	266	6.2	45t	7
McNichols	47	204	4.3	20	1
Foreman	22	95	4.3	15	0
D. Evans	14	54	3.9	9	0
Batson	4	20	5.0	11	0
Woodside	7	10	1.4	18	0
Perry	2	9	4.5	6	0
Hooker	1	4	4.0	4	0
J. Smith	2	4	2.0	3	1
Humphries	0	0	---	---	0

PASSING	Att	Cmp	Pct	Yards	Yds/Att	TD	Int	Lg	Sk/Yds	Rating
Tannehill	481	315	65.5	3,819	7.94	33	7	75t	24/173	106.5
Woodside	3	1	33.3	7	2.33	0	0	7	0/0	42.4
Kern	1	0	0.0	0	0.0	0	0	0	0/0	39.6
Humphries	0	0	---	0	---	0	0	---	1/0	---
Team	485	316	65.2	3,826	7.89	33	7	75t	25/173	105.9
Opponents	630	423	67.1	4,593	7.29	36	15	75t	19/154	97.5

Raymond	1	-3	-3.0	-3	0
Team	521	2690	5.2	94t	26
Opponents	427	1933	4.5	59	18

RECEIVING	No	Yds	Avg	Lg	TD
A. Brown	70	1075	15.4	73t	11
C. Davis	65	984	15.1	75t	5
J. Smith	41	448	10.9	63	8
Firker	39	387	9.9	45	1
Humphries	23	228	9.9	23	2
Henry	19	114	6.0	53	0
Batson	12	100	8.3	18	1
McNichols	12	55	4.6	9	0
Raymond	9	187	20.8	61	0
Swaim	9	83	9.2	16	1
Pruitt	5	49	9.8	22t	2
Blasingame	4	39	9.8	16	0
Westbrook-Ikhine	3	33	11.0	19	0
D. Evans	2	27	13.5	24	1
Hollister	1	12	12.0	12	0
Foreman	1	5	5.0	5t	1
Tannehill	1	0	0.0	0	0
Team	316	3826	12.1	75t	33
Opponents	423	4593	10.9	75t	36

INTERCEPTIONS	No	Yds	Avg	Lg	TD
Butler	4	111	27.8	68	0
Hooker	4	11	2.8	6	0
Fulton	1	44	44.0	44	0
Cruikshank	1	13	13.0	13	0
Joseph	1	5	5.0	5	0
Borders	1	0	0.0	0	0
J. Brown	1	0	0.0	0	0
Byard	1	0	0.0	0	0
Landry	1	0	0.0	0	0
T. Smith	0	5	---	5	0
Team	15	189	12.6	68	0
Opponents	7	81	11.6	25	0

PUNTING	No	Yds	Avg	Net	TB	In	Lg	B
Kern	37	1695	45.8	41.5	3	22	66	0
Allen	8	404	50.5	40.0	1	0	65	0
Daniel	4	157	39.3	30.0	0	0	52	1
Team	50	2256	45.1	40.1	4	22	66	1
Opponents	45	2147	47.7	41.8	3	19	71	0

PUNT RETURNS	No	FC	Yds	Avg	Lg	TD
Raymond	23	11	208	9.0	40	0
Batson	0	1	0	---	---	0
Team	23	12	208	9.0	40	0
Opponents	20	13	171	8.6	57	0

KICKOFF RETURNS	No	Yds	Avg	Lg	TD
Raymond	15	275	18.3	30	0
Batson	11	231	21.0	35	0
D. Evans	9	206	22.9	31	0
Blasingame	1	11	11.0	11	0
A. Brown	1	42	42.0	42t	1
Kalu	1	2	2.0	2	0
Team	38	767	20.2	42t	1
Opponents	37	823	22.2	49	0

FIELD GOALS	1-19	20-29	30-39	40-49	50+
Gostkowski	0/0	2/3	4/5	5/10	7/8
Sloman	0/0	0/0	1/1	1/1	0/0
Team	0/0	2/3	5/6	6/11	7/8
Opponents	0/0	7/7	6/6	5/6	3/4

Gostkowski: (47N,44B,42N,25G)(51G,49G)(39G,31G,30G,51G,54G,55G)(27B,37N)(51G,45N)(53N)(40G)(50G,44N)(40G,40G,22G)(49G)(53G)(38G)(0)
Sloman, Ten.: (0)000000000000(47G,37G)
TM: (47N,44B,42N,25G)(51G,49G)(39G,31G,30G,51G,54G,55G)(27B,37N)(51G,45N)(53N)(40G)(50G,44N)(40G,40G,22G)(49G)(53G)(38G)(47G,37G)
OPP: ((35G)(41G,49N)(43G)(38G)(38G,30G)(33G)(22G)(24G,43G)(30G,27G,29G)(27G,43G)(53B,53G)(53G)(24G,43G,28G,51G)

SACKS
 Landry 5.5, Simmons 3, Crawford 2, D. Jones 2, King 1, J. Brown 1, Fulton 1, Ray 1, Reed 1, Vaccaro 1, R. Evans 0.5
TM 19, OPP 25

TACKLES (Solo-Assists-Total)
 Byard (111-79-32), Butler (100-86-14), R. Evans (96-59-37), Vaccaro (83-62-21), Brown (76-45-31), Landry III (69-46-23), Long Jr. (50-28-22), Jones (49-29-20), Simmons (49-24-25), Hooker (44-30-14), King II (31-21-10), Joseph (29-25-4), Crawford (28-20-8), Borders (27-22-5), C. Jackson (21-12-9), Clowney (19-14-5), Fulton (16-14-2), T. Smith (14-10-4), Compton (14-8-6), A. Jackson (12-9-3), Dickerson (10-4-6), Kalu (8-7-1), Roberson (6-4-2), Orr (5-5-0), Skipper (5-4-1), Tart (5-2-3), Murchison (5-1-4), Beasley Jr. (3-2-1), Reed (3-2-1), Correa (2-1-1), Mack (2-1-1), Dzubnar (1-1-0), Ray (1-1-0), Raymond (1-1-0)

USUAL STARTING LINEUP

OFFENSE	
WR	Corey Davis (84)
TE	Jonnu Smith (81)
LT	Taylor Lewan (77)/Ty Sambrailo (70)/David Quessenberry (72)
LG	Rodger Saffold III (76)
C	Ben Jones (60)
RG	Nate Davis (64)
RT	Dennis Kelly (70)
TE	Geoff Swaim (87)
WR	A.J. Brown (11)
QB	Ryan Tannehill (17)
RB	Derrick Henry (22)

DEFENSE	
DE	Jack Crawford (94)
NT	DaQuan Jones (90)
DT	Jeffery Simmons (98)
OLB	Jadeveon Clowney (99)
ILB	Rashaan Evans (54)
ILB	Jayon Brown (55)
OLB	Harold Landry III (58)
CB	Malcolm Butler (21)
SS	Kenny Vaccaro (24)
FS	Kevin Byard (31)
CB	Desmond King II (33)/Adoree' Jackson (25)

SPECIALISTS	
K	Stephen Gostkowski (3)
P	Brett Kern (6)
PR	Kalif Raymond (14)
KR	Kalif Raymond (14)

Pro Bowl [All-Pro](#)

GM: Jon Robinson; **Head Coach:** Mike Vrabel
Asst. Coaches: Arthur Smith (off. coordinator), Craig Aukerman (ST), Brian Bell (strength and conditioning assist.), Scott Booker (safeties), Shane Bowen (OLB), Keith Carter (OL), Ryan Crow (assist. ST), Tony Dews (RB), Todd Downing (TE), Matt Edwards (def. assist.), Monday Gee (strength and conditioning assist.), Jim Haslett (ILB), Chandler Henley (quality control), Zak Kuhrt (def. quality control), Anthony Midget (secondary), Rob Moore (WR), Pat O'Hara (QB), Frank Piraino (strength and conditioning), Luke Steckel (off. assist.), John Streicher (coordinator of football development), Mike Sullivan (assist. OL), Terrell Williams (DL)

AMERICAN FOOTBALL CONFERENCE STANDINGS

AFC EAST	W	L	T	Pct
Buffalo	13	3	0	.813
Miami	10	6	0	.625
New England	7	9	0	.438
New York Jets	2	14	0	.125
AFC NORTH				
W	L	T	Pct	
Pittsburgh	12	4	0	.750
* Baltimore	11	5	0	.688
* Cleveland	11	5	0	.688
Cincinnati	4	11	1	.281
AFC SOUTH				
W	L	T	Pct	
Tennessee	11	5	0	.688
* Indianapolis	11	5	0	.688
Houston	4	12	0	.250
Jacksonville	1	15	0	.063
AFC WEST				
W	L	T	Pct	
Kansas City	14	2	0	.875
Las Vegas	8	8	0	.500
Los Angeles Chargers	7	9	0	.438
Denver	5	11	0	.313

NATIONAL FOOTBALL CONFERENCE STANDINGS

NFC EAST	W	L	T	Pct

2018 SEASON (9-7 REGULAR SEASON, 0-0 PLAYOFFS) • 3RD PLACE AFC SOUTH

DATE	OPPONENT	SCORE	W/L	ATT
Sep. 9	at Miami	20-27	L	65,184
Sep. 16	HOUSTON	20-17	W	62,372
Sep. 23	at Jacksonville	9-6	W	64,015
Sep. 30	PHILADELPHIA	26-23*	W	69,013
Oct. 7	at Buffalo	12-13	L	68,202
Oct. 14	BALTIMORE	0-21	L	64,441
Oct. 21	at L.A. Chargers	19-20	L	84,301
Nov. 5	at Dallas	28-14	W	90,466
Nov. 11	NEW ENGLAND	34-10	W	69,363
Nov. 18	at Indianapolis	10-38	L	57,401
Nov. 26	at Houston	17-34	L	71,826
Dec. 2	N.Y. JETS	26-22	W	60,904
Dec. 6	JACKSONVILLE	30-9	W	60,344
Dec. 16	at N.Y. Giants	17-0	W	74,538
Dec. 22	WASHINGTON	25-16	W	60,746
Dec. 30	INDIANAPOLIS	17-33	L	68,978

* Overtime

	TITANS	OPP
Total First Downs	289	298
Rushing	106	98
Passing	156	182
Penalty	27	18
3rd Down: Made/Att	82/205	75/205
3rd Down Pct.	40.0	36.6
4th Down: Made/Att	7/12	11/20
4th Down Pct.	58.3	55.0
Possession Avg.	29:28	30:02
Total Net Yards	4,998	5,334
Avg. Per Game	312.4	333.4
Total Plays	938	1001
Avg. Per Play	5.3	5.3
Net Yards Rushing	2,023	1,863
Avg. Per Game	126.4	116.4
Total Rushes	454	429
Net Yards Passing	2,975	3,471
Avg. Per Game	185.9	216.9
Sacked/Yards Lost	47/280	39/248
Gross Yards	3255	3719
Att./Completions	437/293	533/337
Completion Pct.	67.0	63.2
Had Intercepted	12	11
Punts/Average	75/46.4	71/46.1
Net Punting Avg.	75/41.7	71/39.4
Penalties/Yards	82/727	120/984
Fumbles/Ball Lost	18/6	14/6
Touchdowns	34	32
Rushing	15	9
Passing	16	21
Returns	3	2

BY PERIODS	1	2	3	4	OT	PTS
Team	76	58	69	101	6	310
Opponents	70	105	63	62	3	303

SCORING	TD	RU	PA	RT	PAT	FG	S	TP
Succop	0	0	0	0	28/31	26/30	0	106
Henry	12	12	0	0				0
C. Davis	4	0	4	0				0
J. Smith	3	0	3	0				0
D. Lewis	2	1	1	0				0
Mariota	2	2	0	0				0
Sharpe	2	0	2	0				0
Stocker	2	0	2	0				0
Brown	1	0	0	1				0
Butler	1	0	0	1				0
Cruikshank	1	0	1	0				0
Firker	1	0	1	0				0
Jennings	1	0	0	1				0
Pruitt LG	1	0	1	0				0
Pruitt TM	1	0	1	0				0
Taylor	1	0	1	0				0
Team	34	15	16	3	28/31	26/30	0	310
Opponents	32	9	21	2	31/32	26/29	1	303

2-Pt Conversions: TM 0-1, OPP 0-0

FUM/Lost: Mariota 9/2, Jackson 3/1, Batson 1/0, C. Davis 1/0, Henry 1/1, D. Lewis 1/1, J. Smith 1/0, Taylor 1/1

RUSHING	No	Yds	Avg	Lg	TD
Henry	215	1,059	4.9	99t	12
D. Lewis	155	517	3.3	36	1
Mariota	64	357	5.6	27	2
Davis	6	55	9.2	39	0

PASSING	Att	Cmp	Pct	Yards	Yds/Att	TD	Int	Lg	Sk/Yds	Rating
Mariota	331	228	68.9	2,528	7.64	11	8	61t	42/243	92.3
Gabbert	101	61	60.4	626	6.20	4	4	35	5/37	74.9
Henry	3	2	66.7	14	4.67	0	0	8	0/0	77.1
Byard	1	1	100.0	66	66.00	1	0	66t	0/0	158.3
Jennings	1	1	100.0	21	21.00	0	0	21	0/0	118.8
Team	437	293	67.0	3,255	7.45	16	12	66t	47/280	89.8
Opponents	533	337	63.2	3,719	6.98	21	11	75t	39/248	88.4

Fluellen	4	16	4.0	13	0
Sharpe	1	16	16.0	16	0
Jennings	1	2	2.0	2	0
Batson	1	1	1.0	1	0
Gabbert	6	0	0.0	1	0
Stocker	1	0	0.0	0	0
Team	454	2,023	4.5	99t	15
Opponents	429	1,863	4.3	97t	9

RECEIVING	No	Yds	Avg	Lg	TD
C. Davis	65	891	13.7	51	4
D. Lewis	59	400	6.8	37	1
Taylor	37	466	12.6	55	1
Sharpe	26	316	12.2	28	2
J. Smith	20	258	12.9	61t	3
Firker	19	225	11.8	28	1
Stocker	15	165	11.0	31	2
Henry	15	99	6.6	21	0
Jennings	11	101	9.2	36	0
Pruitt	9	102	11.3	27	1
Batson	8	82	10.3	26	0
Walker	4	52	13.0	16	0
Matthews	3	11	3.7	4	0
Cruikshank	1	66	66.0	66t	1
Mariota	1	21	21.0	21	0
Team	293	3,255	11.1	66t	16
Opponents	337	3,719	11.0	75t	21

INTERCEPTIONS	No	Yds	Avg	Lg	TD
Byard	4	1	0.3	1	0
Butler	3	90	30.0	56t	1
Jackson	2	7	3.5	7	0
Brown	1	22	22.0	22t	1
Vaccaro	1	0	0.0	0	0
Team	11	120	10.9	56t	2
Opponents	12	219	18.3	54t	2

PUNTING	No	Yds	Avg	Net	TB	In	Lg	B
Kern	74	3483	47.1	41.7	3	39	62	1
Team	75	3483	46.4	41.7	3	39	62	1
Opponents	71	3275	46.1	39.4	12	27	68	0

PUNT RETURNS	No	FC	Yds	Avg	Lg	TD
Jackson	16	9	148	9.3	26	0
Matthews	4	0	38	9.5	18	0
Williams	4	1	47	11.8	38	0
Batson	3	1	4	1.3	5	0
Team	27	11	237	8.8	38	0
Opponents	33	16	296	9.0	51	0

KICKOFF RETURNS	No	Yds	Avg	Lg	TD
Jennings	22	698	31.7	94t	1
Cruikshank	1	39	39.0	39	0
Team	23	737	32.0	94t	1
Opponents	25	696	27.8	102t	1

FIELD GOALS	1-19	20-29	30-39	40-49	50+
Succop	0/0	5/6	13/13	5/7	3/4
Team	0/0	5/6	13/13	5/7	3/4
Opponents	0/0	6/6	8/9	8/8	4/6

TEAM/Succop: (47G,53G)(42G,31G)(39G,48N,36G,28G)(42G,33G)(25G,54G,39G,50G)(28G,33G,51N)(28N)(33G,31G)(42G)(31G)(24G,33G)(33G)(48N,22G)(42G,33G)(38G)

OPP: (27G,30G)(54N,34G)(46G,38G)(27G,30G,37G)(40G,46G)(29G,28G)(38N)(52G,52N)(22G)(43G,47G)(54G,34G,43G,39G,39G)(50G,40G,46G)(53G,25G)

SACKS
Casey 7, Brown 6, Landry 4.5, Woodyard 4.5, Ryan 4, Correa 3.5, Byard 2, Vaccaro 2, Finch 1.5, Orakpo 1.5, Butler 1, Johnson 1, D. Morgan 0.5

Titans 39, Opponents 47

TACKLES (Solo-Assists-Total)
Woodyard (124-85-39), Brown (107-76-31), Byard (96-64-32), Ryan (85-54-31), Casey (72-46-26), Vaccaro (70-45-25), Jackson (69-62-7), Evans (63-42-21), Butler (56-49-7), Landry (46-26-20), Orakpo (40-24-16), Jones (39-19-20), Morgan (37-25-12), Lewis (28-19-9), Correa (27-17-10), Johnson (25-16-9), Finch (22-16-6), Sims (21-15-6), Logan (16-8-8), Compton (11-7-4), Bates (6-3-3), Kilgo (5-3-2), Dickerson (3-2-1), Cruikshank (2-2-0), Wallace (1-0-1)

USUAL STARTING LINEUP

OFFENSE

- WR Corey Davis (84)
- TE Jonnu Smith (81)
- LT **Taylor Lewan (77)**
- LG Quinton Spain (67)
- C Ben Jones (60)
- RG Josh Kline (64)
- RT Jack Conklin (78)
- TE Luke Stocker (88)
- WR Tajaé Sharpe (19)
- QB Marcus Mariota (8)
- RB Derrick Henry (22)

DEFENSE

- DE DaQuan Jones (90)
- NT Austin Johnson (94)
- DT **Jurrell Casey (99)**
- OLB Derrick Morgan (91)
- ILB Wesley Woodyard (59)
- ILB Jayon Brown (55)/Rashaan Evans (54)
- OLB Brian Orakpo (98)
- CB Logan Ryan (26)/Adoree' Jackson (25)
- SS Kenny Vaccaro (24)
- FS Kevin Byard (31)
- CB Malcolm Butler (21)

SPECIALISTS

- K Ryan Succop (4)
- P **Brett Kern (6)**
- PR Adoree' Jackson (25)
- KR Darius Jennings (15)

Pro Bowl [All-Pro](#)

GM: Jon Robinson; **Head Coach:** Mike Vrabel
Asst. Coaches: Matt LaFleur (off. coordinator), Dean Pees (def. coordinator), Craig Aukerman (ST), Brian Bell (strength and conditioning assist.), Scott Booker (def. assist.), Shane Bowen (OLB), Keith Carter (OL), Kerry Coombs (secondary), Ryan Crow (def. assist.), Tony Dews (RB), Matt Edwards (assist. ST), Chandler Henley (quality control), Tom Kanavy (strength and conditioning), Tyrone McKenzie (ILB), Rob Moore (WR), Pat O'Hara (QB), Matt Pees (quality control), Taylor Porter (strength and conditioning assist.), Arthur Smith (TE), Luke Steckel (off. assist.), Mike Sullivan (off. assist.), Terrell Williams (DL)

AMERICAN FOOTBALL CONFERENCE STANDINGS

AFC EAST	W	L	T	Pct
New England	11	5	0	.688
Miami	7	9	0	.438
Buffalo	6	10	0	.375
New York Jets	4	12	0	.250
AFC NORTH	W	L	T	Pct
Baltimore	10	6	0	.625
Pittsburgh	9	6	1	.594
Cleveland	7	8	1	.469
Cincinnati	6	10	0	.375
AFC SOUTH	W	L	T	Pct
Houston	11	5	0	.688
* Indianapolis	10	6	0	.625
Tennessee	9	7	0	.563
Jacksonville	5	11	0	.313
AFC WEST	W	L	T	Pct
Kansas City	12	4	0	.750
* Los Angeles Chargers	12	4	0	.750
Denver	6	10	0	.375
Oakland	4	12	0	.250

NATIONAL FOOTBALL CONFERENCE STANDINGS

NFC EAST	W	L	T	Pct
Dallas	10	6	0	.625
* Philadelphia	9	7	0	.563
Washington	7	9	0	.438
New York Giants	5	11	0	.313
NFC NORTH	W	L	T	Pct
Chicago	12	4	0	.750
Minnesota	8	7	1	.531
Green Bay	6	9	1	.406
Detroit	6	10	0	.375
NFC SOUTH	W	L	T	Pct
New Orleans	13	3	0	.813
Atlanta	7	9	0	.438
Carolina	7	9	0	.438
Tampa Bay	5	11	0	.313
NFC WEST	W	L	T	Pct
Los Angeles Rams	13	3	0	.813
* Seattle	10	6	0	.625
San Francisco	4	12	0	.250
Arizona	3	13	0	.188

* Wild Card for Playoffs

2017 SEASON (9-7 REGULAR SEASON, I-1 PLAYOFFS) • 2ND PLACE AFC SOUTH

DATE	OPPONENT	SCORE	W/L	ATT
Sep. 10	OAKLAND	16-26	L	69,089
Sep. 17	at Jacksonville	37-16	W	61,709
Sep. 24	SEATTLE	33-27	W	69,127
Oct. 1	at Houston	14-57	L	71,804
Oct. 8	at Miami	10-16	L	65,135
Oct. 16	INDIANAPOLIS	36-22	W	63,888
Oct. 22	at Cleveland	12-9*	W	59,061
Nov. 5	BALTIMORE	23-20	W	67,322
Nov. 12	CINCINNATI	24-20	W	67,432
Nov. 16	at Pittsburgh	17-40	L	60,703
Nov. 26	at Indianapolis	20-16	W	62,207
Dec. 3	HOUSTON	24-13	W	62,758
Dec. 10	at Arizona	7-12	L	64,153
Dec. 17	at San Francisco	23-25	L	70,133
Dec. 24	L.A. RAMS	23-27	L	60,097
Dec. 31	JACKSONVILLE	15-10	W	65,501
Jan. 6	at Kansas City	22-21	W	73,319
Jan. 13	at New England	14-35	L	65,878

* Overtime

	TITANS	OPP
Total First Downs	290	323
Rushing	97	68
Passing	157	231
Penalty	36	24
3rd Down: Made/Att	71/202	78/214
3rd Down Pct.	35.1	36.4
4th Down: Made/Att	5/10	10/16
4th Down Pct.	50.0	62.5
Possession Avg.	29:51	30:09
Total Net Yards	5024	5248
Avg. Per Game	314.0	328.0
Total Plays	974	1046
Avg. Per Play	5.2	5.0
Net Yards Rushing	1833	1420
Avg. Per Game	114.6	88.8
Total Rushes	443	398
Net Yards Passing	3191	3828
Avg. Per Game	199.4	239.3
Sacked/Yards Lost	35/203	43/272
Gross Yards	3394	4100
Att./Completions	496/306	605/369
Completion Pct.	61.7	61.0
Had Intercepted	17	12
Punts/Average	75/49.7	75/48.2
Net Punting Avg.	75/44.6	75/42.8
Penalties/Yards	85/785	119/942
Fumbles/Ball Lost	10/8	23/9
Touchdowns	33	36
Rushing	18	5
Passing	14	27
Returns	1	4

BY PERIODS	1	2	3	4	OT	PTS
Team	52	103	91	85	3	334
Opponents	71	98	49	138	0	356

SCORING	TD	RU	PA	RT	PAT	FG	S	TP
Succop	0	0	0	0	31/33	35/42	0	136
Murray	7	6	1	0	0	0	0	42
Henry	6	5	1	0	0	0	0	36
Mariota	5	5	0	0	0	0	0	30
Matthews	4	0	4	0	0	0	0	24
Walker	4	1	3	0	0	0	0	24
J. Smith	2	0	2	0	0	0	0	12
Decker	1	0	1	0	0	0	0	6
Fowler	1	1	0	0	0	0	0	6
Supernaw	1	0	1	0	0	0	0	6
Taylor	1	0	1	0	0	0	0	6
Woodyard	1	0	0	1	0	0	0	6
Team	33	18	14	1	31/33	35/42	0	334
Opponents	36	5	27	4	29/34	37/41	0	356

2-Pt Conversions: **TM 0-0, OPP 0-2**

FUM/Lost: Cassel 2/2, Walker 2/2, Mariota 2/1, Davis 1/1, Jackson 1/1, Murray 1/1, Henry 1/0

RUSHING	No	Yds	Avg	Lg	TD
Henry	176	744	4.2	75t	5
Murray	184	659	3.6	75t	6
Mariota	60	312	5.2	34t	5
Jackson	5	55	11.0	20	0
Taylor	8	43	5.4	17	0

PASSING	Att	Cmp	Pct	Yards	Yds/Att	TD	Int	Lg	Sk/Yds	Rating
Mariota	453	281	62.0	3232	7.13	13	15	75t	27/173	79.3
Cassel	42	25	59.5	162	3.86	1	2	17	8/30	55.9
Decker	1	0	0.0	0	0.00	0	0	---	0/0	39.6
Team	496	306	61.7	3394	6.84	14	17	75t	35/203	77.1
Opponents	605	369	61.0	4100	6.78	27	12	80t	43/272	87.8

Fluellen	4	21	5.3	10	0
Fowler	2	4	2.0	3t	1
Weems	1	0	0.0	0	0
Walker	2	-2	-1.0	1t	1
Matthews	1	-3	-3.0	-3	0
Team	443	1833	4.1	75t	18
Opponents	398	1420	3.6	34	5

RECEIVING	No	Yds	Avg	Lg	TD
Walker	74	807	10.9	42	3
Decker	54	563	10.4	29	1
Matthews	53	795	15.0	75t	4
Murray	39	266	6.8	18	1
Davis	34	375	11.0	37	0
J. Smith	18	157	8.7	32t	2
Taylor	16	231	14.4	53t	1
Henry	11	136	12.4	66t	1
Supernaw	4	39	9.8	20	1
Stockert	1	12	12.0	12	0
Douglas	1	8	8.0	8	0
Weems	1	5	5.0	5	0
Team	306	3394	11.1	75t	14
Opponents	369	4100	11.1	80t	27

INTERCEPTIONS	No	Yds	Avg	Lg	TD
Byard	8	130	16.3	33	0
T. Smith	1	14	14.0	14	0
Searcy	1	8	8.0	8	0
Riley	1	2	2.0	2	0
Sims	1	0	0.0	0	0
Team	12	154	12.8	33	0
Opponents	17	262	15.4	41	2

PUNTING	No	Yds	Avg	Net	TB	In	Lg	B
Kern	75	3728	49.7	44.6	5	28	74	0
Team	75	3728	49.7	44.6	5	28	74	0
Opponents	75	3617	48.2	42.8	5	21	64	0

PUNT RETURNS	No	FC	Yds	Avg	Lg	TD
Jackson	34	9	290	8.5	46	0
Weems	2	0	15	7.5	13	0
Team	36	9	305	8.5	46	0
Opponents	41	9	286	7.0	23	0

KICKOFF RETURNS	No	Yds	Avg	Lg	TD
Jackson	25	578	23.1	57	0
Weems	2	18	9.0	18	0
Decker	1	22	22.0	22	0
Team	28	618	22.1	57	0
Opponents	32	750	23.4	60	0

FIELD GOALS	1-19	20-29	30-39	40-49	50+
Succop	0/0	10/10	7/7	16/20	2/5
Team	0/0	10/10	7/7	16/20	2/5
Opponents	0/0	9/10	7/8	14/16	7/7

TEAM/Succop: (23G,26G,52G,52N) (40G,41G,26G) (24G,37G,47G,35G) () (45G)(48G,32G,40G,48G,23G) (43G,23G,46G,53N,47G) (48G) (48N,44G) (48B,44G)(29G,45G) (40N,43G) (58N) (40G,31G,50G) (25G,37G,45N,27G) (25G,39G,38G)

OPP: (20G,52G,52G,43G) (43G) () (50G,40G,33G) (41G) (36G,25G,52G)(31G,47G,54G) (30G,49G) () (41G,28G,50G,26G) (26G,28G,42G)(23G,48N,27N,42G) (47G,23G,40N,32G,35G) (38G,48G,28G,50G,48G,45G) (36N) (41G)

SACKS
Morgan 7.5, Orakpo 7, Casey 6, Woodyard 5, Walden 4, D. Jones 3.5, Williamson 3, Brown 1.5, Klug 1.5, Cyprien 1, A. Johnson 1, King 1, (group) 1,
Titans 43, Opponents 35

TACKLES (Solo-Assists-Total)
Woodyard (104-68-172), Williamson (70-55-125), Byard (64-23-87), Ryan (54-19-73), Casey (60-12-72), Jackson (58-9-67), Brown (42-25-67), Cyprien (46-19-65), Orakpo (39-21-60), Walden (29-15-44), Morgan (23-17-40), Jones (24-12-36), Sims (28-5-33), Johnson (20-12-32), Searcy (22-5-27), Williams (16-10-26), Klug (15-11-26), Riley (8-5-13), Smith (10-1-11), Dodd (7-4-11), McCain (7-4-11), King (3-1-4), Palmer (1-2-3)
Team Totals: 750-355-1,105

USUAL STARTING LINEUP

OFFENSE
WR Rishard Matthews (18)
TE Delanie Walker (82)
LT Taylor Lewan (77)
LG Quinton Spain (67)
C Ben Jones (60)
RG Josh Kline (64)
RT Jack Conklin (78)
TE Jonnu Smith (81)
WR Corey Davis (84)/Eric Decker (87)
QB Marcus Mariota (8)
RB DeMarco Murray (29)

DEFENSE
DE DaQuan Jones (90)
NT Sylvester Williams (96)
DT Jurrell Casey (99)
OLB Derrick Morgan (91)
ILB Wesley Woodyard (59)
ILB Avery Williamson (54)
OLB Brian Orakpo (98)
CB Logan Ryan (26)
SS Johnathan Cyprien (37)/Da'Norris Searcy (21)
FS Kevin Byard (31)
CB Adoree' Jackson (25)

SPECIALISTS
K Ryan Succop (4)
P Brett Kern (6)
KR/PR Adoree' Jackson (25)
ST Brynden Trawick (41)

Pro Bowl [All-Pro](#)

GM: Jon Robinson; **Head Coach:** Mike Mularkey
Asst. Coaches: Dick LeBeau (asst. HC/def. coord.), Terry Robiskie (off. coord.), Craig Aukerman (asst. ST), Brandon Blaney (def. asst.), Sylvester Croom (RB), Nick Eason (DL), Russ Grimm (OL), Steve Hoffman (ST), Frisman Jackson (WR), Steve Jackson (asst. secondary), Tom Kanavy (asst. strength and cond.), Jason Michael (QB), Taylor Porter (strength and cond. asst.), Arthur Smith (TE), Lou Spanos (LB), Luke Stechel (asst. WR), Mike Sullivan (asst. OL), Deshaun Townsend (secondary), Steve Watterson (asst. HC/strength and cond.), Keith Willis (asst. DL)

AMERICAN FOOTBALL CONFERENCE STANDINGS

AFC EAST	W	L	T	Pct
New England	13	3	0	.813
* Buffalo	9	7	0	.563
Miami	6	10	0	.375
New York Jets	5	11	0	.313
AFC NORTH	W	L	T	Pct
Pittsburgh	13	3	0	.813
Baltimore	9	7	0	.563
Cincinnati	7	9	0	.438
Cleveland	0	16	0	.000
AFC SOUTH	W	L	T	Pct
Jacksonville	10	6	0	.625
* Tennessee	9	7	0	.563
Indianapolis	4	12	0	.250
Houston	4	12	0	.250
AFC WEST	W	L	T	Pct
Kansas City	10	6	0	.625
Los Angeles Chargers	9	7	0	.563
Oakland	6	10	0	.375
Denver	5	11	0	.313

NATIONAL FOOTBALL CONFERENCE STANDINGS

NFC EAST	W	L	T	Pct
Philadelphia	13	3	0	.813
Dallas	9	7	0	.563
Washington	7	9	0	.438
New York Giants	3	13	0	.188
NFC NORTH	W	L	T	Pct
Minnesota	13	3	0	.813
Detroit	9	7	0	.563
Green Bay	7	9	0	.438
Chicago	5	11	0	.313
NFC SOUTH	W	L	T	Pct
New Orleans	11	5	0	.688
* Carolina	11	5	0	.688
* Atlanta	10	6	0	.625
Tampa Bay	5	11	0	.313
NFC WEST	W	L	T	Pct
Los Angeles Rams	11	5	0	.688
Seattle	9	7	0	.563
Arizona	8	8	0	.500
San Francisco	6	10	0	.375

* Wild Card for Playoffs

2016 SEASON (9-7 REGULAR SEASON, 0-0 PLAYOFFS) • 2ND PLACE AFC SOUTH

DATE	OPPONENT	SCORE	W/L	ATT
Sep. 11	MINNESOTA	16-25	L	63,816
Sep. 18	at Detroit	16-15	W	58,466
Sep. 25	OAKLAND	10-17	L	62,370
Oct. 2	at Houston	20-27	L	71,815
Oct. 9	at Miami	30-17	W	64,425
Oct. 16	CLEVELAND	28-26	W	60,897
Oct. 23	INDIANAPOLIS	26-34	L	65,470
Oct. 27	JACKSONVILLE	36-22	W	61,619
Nov. 6	at San Diego	35-43	L	52,281
Nov. 13	GREEN BAY	47-25	W	69,116
Nov. 20	at Indianapolis	17-24	L	65,048
Nov. 27	at Chicago	27-21	W	59,494
Dec. 11	DENVER	13-10	W	68,780
Dec. 18	at Kansas City	19-17	W	68,084
Dec. 24	at Jacksonville	17-38	L	59,621
Jan. 1	HOUSTON	24-17	W	65,205

	TITANS	OPP
Total First Downs	322	324
Rushing	115	70
Passing	175	227
Penalty	32	27
3rd Down: Made/Att	100/217	77/210
3rd Down Pct.	46.1	36.7
4th Down: Made/Att	4/11	12/22
4th Down Pct.	36.4	54.5
Possession Avg.	30:32	29:28
Total Net Yards	5728	5720
Avg. Per Game	358.0	357.5
Total Plays	1008	1031
Avg. Per Play	5.7	5.5
Net Yards Rushing	2187	1413
Avg. Per Game	136.7	88.3
Total Rushes	476	356
Net Yards Passing	3541	4307
Avg. Per Game	221.3	269.2
Sacked/Yards Lost	28/179	40/278
Gross Yards	3720	4585
Att./Completions	504/307	635/388
Completion Pct.	60.9	61.1
Had Intercepted	11	12
Punts/Average	77/44.2	72/46.7
Net Punting Avg.	77/38.6	72/40.9
Penalties/Yards	110/1012	137/1191
Fumbles/Ball Lost	17/7	12/6
Touchdowns	46	43
Rushing	16	10
Passing	29	25
Returns	1	8

BY PERIODS	1	2	3	4	OT	PTS
Team	77	149	59	96	0	381
Opponents	97	95	75	111	0	378

SCORING	TD	RU	PA	RT	PAT	FG	S	TP
Succop	0	0	0	0	39/41	22/24	0	105
Murray	12	9	3	0	0	0	0	72
Matthews	9	0	9	0	0	0	0	54
Walker	7	0	7	0	0	0	0	42
Henry	5	5	0	0	0	0	0	30
Wright	3	0	3	0	0	0	0	18
Fasano	2	0	2	0	0	0	0	12
An. Johnson	2	0	2	0	0	0	0	12
Mariota	2	2	0	0	0	0	0	12
Sharpe	2	0	2	0	0	0	0	12
D. Jones	1	0	0	1	0	0	0	6
Lewan	1	0	1	0	0	0	0	6
Team	46	16	29	1	39/41	22/24	0	381
Opponents	43	10	25	8	35/40	27/32	1	378

2-Pt Conversions: TM 0-5, OPP 1-3

FUM/Lost: Mariota 9/5, Murray 3/1, Mariani 2/0, Cassel 1/0, Matthews 1/1, Walker 1/0

RUSHING	No	Yds	Avg	Lg	TD
Murray	293	1287	4.4	75t	9
Henry	110	490	4.5	22	5
Mariota	60	349	5.8	41	2
Andrews	2	15	7.5	9	0
Mariani	1	15	15.0	15	0
Wright	1	15	15.0	15	0
Walker	2	11	5.5	8	0
Cassel	4	3	0.8	3	0
Fowler	1	3	3.0	3	0
Sharpe	1	1	1.0	1	0
Blake	1	-2	-2.0	-2	0
Team	476	2187	4.6	75t	16
Opponents	356	1413	4.0	68t	10

PASSING	Att	Cmp	Pct	Yards	Yds/Att	TD	Int	Lg	Sk/Yds	Rating
Mariota	451	276	3426	61.2	7.60	26	9	60	23/156	95.6
Cassel	51	30	284	58.8	5.57	2	2	50	5/23	71.0
Murray	2	1	10	50.0	5.00	1	0	10t	0/0	104.2
Team	504	307	3720	60.9	7.38	29	11	60	28/179	93.7
Opponents	635	388	4585	61.1	7.22	25	12	58	40/278	88.3

RECEIVING	No	Yds	Avg	Lg	TD
Matthews	65	945	14.5	60	9
Walker	65	800	12.3	47	7
Murray	53	377	7.1	35	3
Sharpe	41	522	12.7	34t	2
Wright	29	416	14.3	48t	3
Douglas	15	210	14.0	35	0
Henry	13	137	10.5	29	0
An. Johnson	9	85	9.4	20	2
Fasano	8	83	10.4	17	2
Supernaw	4	62	15.5	30	0
Amaro	3	59	19.7	26	0
Fowler	1	14	14.0	14	0
Lewan	1	10	10.0	10t	1
Team	307	3720	12.1	60	29
Opponents	388	4585	11.8	58	25

INTERCEPTIONS	No	Yds	Avg	Lg	TD
Cox	3	3	1.0	3	0
McCain	2	33	16.5	33	0
McCourty	2	7	3.5	6	0
Woodyard	1	21	21.0	21	0
Stafford	1	4	4.0	4	0
Searcy	1	0	0.0	0	0
Sims	1	0	0.0	0	0
Williamson	1	0	0.0	0	0
Team	12	68	5.7	33	0
Opponents	11	203	18.5	77t	3

PUNTING	No	Yds	Avg	Net	TB	In	Lg	B
Kern	77	3402	44.2	38.6	4	32	71	0
Team	77	3402	44.2	38.6	4	32	71	0
Opponents	72	3360	46.7	40.9	9	22	72	0

PUNT RETURNS	No	FC	Yds	Avg	Lg	TD
Mariani	29	22	235	8.1	18	0
Blake	1	0	1	1.0	1	0
Team	30	22	236	7.9	18	0
Opponents	36	27	347	9.6	74t	2

KICKOFF RETURNS	No	Yds	Avg	Lg	TD
Mariani	26	560	21.5	37	0
Andrews	4	37	9.3	17	0
Wright	3	32	10.7	15	0
Team	33	629	19.1	37	0
Opponents	21	462	22.0	61	0

FIELD GOALS	1-19	20-29	30-39	40-49	50+
Succop	1/1	4/4	6/6	8/8	3/5
Team	1/1	4/4	6/6	8/8	3/5
Opponents	0/0	7/7	9/10	6/9	5/6

TEAM/Succop: (28G) (51N,46G) (34G) (48G,26G) (40G) (58N) (48G,44G) (32G,22G,33G) (1) (51G,23G) (47G) (19G,31G) (53G,41G) (39G,53G) (42G) (35G)

OPP: (37N,56N,50G,33G,45G,30G) (42G,27G) (52G) (53G,48N,45G) (24G) (45G,37G) (28G,33G) (1) (32G,23G, 36G) (29G,38G) (42N,49G) (1) (34G) (34G) (29G,48G,56G,50G) (45N,26G)

SACKS

Orakpo 10.5, Morgan 9, Casey 5, Spence 3, Williamson 2, Woodyard 2, D. Jones 1.5, Klug 1.5, Byard 1, Dodd 1, Stafford 1, Wallace 1, (team) 1, Au. Johnson 0.5

Titans 40, Opponents 28

TACKLES (Solo-Assists-Total)

Williamson (76-73-149), Woodyard (52-36-88), Spence (41-36-77), McCourty (56-8-64), Byard (42-21-63), Stafford (42-16-58), Orakpo (40-15-55), Searcy (39-12-51), Casey (38-13-51), Morgan (29-21-50), R. Johnson (33-15-48), McCain (37-7-44), Blake (32-5-37), Cox (33-3-36), Jones (18-11-29), Klug (14-11-25), Sims (17-1-18), Woods (11-6-17), Bass (8-8-16), Au. Johnson (13-2-15), Wallace (9-6-15), Blackson (7-7-14), Dodd (6-3-9), Palmer (2-0-2), An. Woods (2-0-2), Abdesmad (1-0-1), Reed (1-0-1), Team (1-0-1)

Team Totals: 700-336-1,036

USUAL STARTING LINEUP

OFFENSE	
WR	Rishard Matthews (18)
TE	Delanie Walker (82)
LT	Taylor Lewan (77)
LG	Quinton Spain (67)
C	Ben Jones (60)
RG	Josh Kline (64)
RT	Jack Conklin (78)
TE	Anthony Fasano (80)
WR	Tajae Sharpe (19)
QB	Marcus Mariota (8)
RB	DeMarco Murray (29)
DEFENSE	
DE	DaQuan Jones (90)
NT	Al Woods (96)
DT	Jurrell Casey (99)
OLB	Derrick Morgan (91)/David Bass (51)
ILB	Wesley Woodyard (59)/Sean Spence (55)
ILB	Avery Williamson (54)
OLB	Brian Orakpo (98)
CB	Jason McCourty (30)
SS	Da'Norris Searcy (21)
FS	Rashad Johnson (25)/Kevin Byard (31)/Daimion Stafford (24)
CB	Brice McCain (23)/Perrish Cox (20)

SPECIALISTS

K	Ryan Succop (4)
P	Brett Kern (6)
KR/PR	Marc Mariani (87)

Pro Bowl [All-Pro](#)

GM: Jon Robinson; **Head Coach:** Mike Mularkey
Asst. Coaches: Dick LeBeau (asst. HC/def. coord.), Terry Robiskie (off. coord.), Bobby April (ST coord.), Brandon Blaney (def. asst.), Bob Bratkowski (WR), Sylvester Croom (RB), Nick Eason (DL), Russ Grimm (OL), Steve Hoffman (ST asst.), Steve Jackson (asst. secondary), Steve Michael (QB), Arthur Smith (TE), Lou Spanos (LB), Luke Stechel (off. asst.), Mike Sullivan (asst. OL), Deshaea Townsend (secondary), Jason Tucker (asst. WR), Steve Watterson (asst. HC/strength and cond.), Keith Willis (asst. DL)
 * April - special teams coordinator first four games; Hoffman - special teams assistant first four games, special teams coordinator final 12 games

AMERICAN FOOTBALL CONFERENCE STANDINGS

AFC EAST	W	L	T	Pct
New England	14	2	0	.875
* Miami	10	6	0	.625
Buffalo	7	9	0	.438
New York Jets	5	11	0	.313
AFC NORTH	W	L	T	Pct
Pittsburgh	11	5	0	.688
Baltimore	8	8	0	.500
Cincinnati	6	9	1	.406
Cleveland	1	15	0	.063
AFC SOUTH	W	L	T	Pct
Houston	9	7	0	.563
Tennessee	9	7	0	.563
Indianapolis	8	8	0	.500
Jacksonville	3	13	0	.188
AFC WEST	W	L	T	Pct
Kansas City	12	4	0	.750
* Oakland	12	4	0	.750
Denver	9	7	0	.563
San Diego	5	11	0	.313

NATIONAL FOOTBALL CONFERENCE STANDINGS

NFC EAST	W	L	T	Pct
Dallas	13	3	0	.813
* New York Giants	11	5	0	.688
Washington	8	7	1	.531

2015 SEASON (3-13 REGULAR SEASON, 0-0 PLAYOFFS) • 4TH PLACE AFC SOUTH

DATE	OPPONENT	SCORE	W/L	ATT
Sep. 13	at Tampa Bay	W	42-14	63,945
Sep. 20	at Cleveland	L	14-28	67,431
Sep. 27	INDIANAPOLIS	L	33-35	65,920
Oct. 11	BUFFALO	L	13-14	65,670
Oct. 18	MIAMI	L	10-38	62,342
Oct. 25	ATLANTA	L	7-10	63,329
Nov. 1	at Houston	L	6-20	71,630
Nov. 8	at New Orleans	W	34-28*	73,075
Nov. 15	CAROLINA	L	10-27	63,591
Nov. 19	at Jacksonville	L	13-19	60,121
Nov. 29	OAKLAND	L	21-24	58,075
Dec. 6	JACKSONVILLE	W	42-39	57,355
Dec. 13	at New York Jets	L	8-30	78,160
Dec. 20	at New England	L	16-33	66,829
Dec. 27	HOUSTON	L	6-34	62,153
Jan. 3	at Indianapolis	L	24-30	65,733

* Overtime

	TITANS	OPP
Total First Downs	298	317
Rushing	66	101
Passing	195	192
Penalty	37	24
3rd Down: Made/Att	64/201	92/216
3rd Down Pct.	31.8	42.6
4th Down: Made/Att	7/15	4/12
4th Down Pct.	46.7	33.3
Possession Avg.	29:25	30:35
Total Net Yards	4988	5475
Avg. Per Game	311.8	342.2
Total Plays	976	1003
Avg. Per Play	5.1	5.5
Net Yards Rushing	1485	1797
Avg. Per Game	92.8	112.3
Total Rushes	371	462
Net Yards Passing	3503	3678
Avg. Per Game	218.9	229.9
Sacked/Yards Lost	54/390	39/271
Gross Yards	3893	3949
Att./Completions	551/342	502/319
Completion Pct.	62.1	63.5
Had Intercepted	17	11
Punts/Average	88/47.4	74/48.2
Net Punting Avg.	88/40.3	74/43.0
Penalties/Yards	93/779	112/982
Fumbles/Ball Lost	25/16	16/8
Touchdowns	37	51
Rushing	10	11
Passing	25	34
Returns	2	6
BY PERIODS	1 2 3 4 OT PTS	
Team	67 71 84 71 6 299	
Opponents	96 127 75 125 0 423	

SCORING	TD	RU	PA	RT	PAT	FG	S	TP
Succop	0	0	0	0	29/31	14/16	0	71
Walker	6	0	6	0			0	38
Green-Beckham	4	0	4	0			0	26
Andrews	3	3	0	0			0	18
Mariota	3	2	1	0			0	18
Wright	3	0	3	0			0	18
McCluster	2	1	1	0			0	14
Douglas	2	0	2	0			0	12
Fasano	2	0	2	0			0	12
Fowler	2	1	1	0			0	12
Sankey	2	1	1	0			0	12
Stevens	2	0	2	0			0	12
Cobb	1	1	0	0			0	6
Hunter	1	0	1	0			0	6
McBride	1	0	1	0			0	6
Mettenberger	1	1	0	0			0	6
Sensabaugh	1	0	0	1a			0	6
Woodyard	1	0	0	1b			0	6
Team	37	10	25	2	29/31	14/16	0	299
Opponents	51	11	34	6	48/50	23/27	0	423

2-Pt Conversions: Green-Beckham, McCluster, Walker, TM
3-5, OPP 0-1

FUM/LOST: Mariota 10/6, Mettenberger 4/2, Douglas 2/1, McCluster 2/2, Sankey 2/1, West(TM) 2/2, Andrews 1/1, Gallik 1/0, Supernaw 1/1

RUSHING	No	Yds	Avg	Lg	TD
Andrews	143	520	3.6	38	3
Mariota	34	252	7.4	87t	2
McCluster	55	247	4.5	44	1
Sankey	47	193	4.1	16	1
Cobb	52	146	2.8	12	1

PASSING	Att	Cmp	Pct	Yards	Yds/Att	TD	Int	Lg	Sk/Yds	Rating
Mariota	370	230	62.2	2818	7.62	19	10	61t	38/258	91.5
Mettenberger	166	101	60.8	935	5.63	4	7	57t	13/98	66.7
Tanneys	14	10	71.4	99	7.07	1	0	29	3/34	114.9
Andrews	1	1	100.0	41	41.00	1	0	41t	0/0	158.3
Team	551	342	62.1	3893	7.07	25	17	61t	54/390	85.5
Opponents	502	319	63.5	3949	7.87	34	11	69t	39/271	101.3

West	16	51	3.2	12	0
Walker	1	36	36.0	36	0
Wright	5	17	3.4	13	0
Fowler	7	13	1.9	3	1
McBride	1	8	8.0	8	0
Mettenberger	9	8	0.9	5t	1
Douglas	1	-6	-6.0	-6	0
Team	371	1485	4.0	87t	10
Opponents	462	1797	3.9	32	11

RECEIVING	No	Yds	Avg	Lg	TD
Walker	94	1088	11.6	61t	6
Douglas	36	411	11.4	51	2
Wright	36	408	11.3	52t	3
Green-Beckham	32	549	17.2	47t	4
McCluster	31	260	8.4	35	1
Fasano	26	289	11.1	33	2
Hunter	22	264	12.0	29	1
Andrews	21	174	8.3	23	0
Sankey	14	139	9.9	30	1
Stevens	12	121	10.1	27	2
Fowler	5	44	8.8	19	1
Coffman	4	42	10.5	16	0
Supernaw	3	32	10.7	16	0
Turzilli	2	25	12.5	18	0
McBride	2	8	4.0	7	1
Mariota	1	41	41.0	41t	1
Cobb	1	-2	-2.0	-2	0
Team	342	3893	11.4	61t	25
Opponents	319	3949	12.4	69t	34

INTERCEPTIONS	No	Yds	Avg	Lg	TD
Brown	2	45	22.5	45	0
Sensabaugh	2	42	21.0	26t	1
Griffin	1	29	29.0	29	0
Cox	1	27	27.0	27	0
Bass	1	8	8.0	8	0
Mount	1	8	8.0	8	0
Searcy	1	5	5.0	5	0
Webb	1	0	0.0	0	0
Williamson	1	0	0.0	0	0
Team	11	164	14.9	45	1
Opponents	17	263	15.5	69t	3

PUNTING	No	Yds	Avg	Net	TB	In	Lg	B
Kern	88	4175	47.4	40.3	1	34	61	0
Team	88	4175	47.4	40.3	1	34	61	0
Opponents	74	3568	48.2	43.0	4	24	65	0

PUNT RETURNS	No	FC	Yds	Avg	Lg	TD
McCluster	24	15	217	9.0	37	0
Douglas	11	2	73	6.6	18	0
Cox	3	0	17	5.7	9	0
Team	38	17	307	8.1	37	0
Opponents	47	23	605	12.9	78t	1

KICKOFF RETURNS	No	Yds	Avg	Lg	TD
McCluster	13	285	21.9	32	0
McBride	10	190	19.0	31	0
Sankey	9	192	21.3	34	0
Andrews	1	13	13.0	13	0
Team	33	680	20.6	34	0
Opponents	22	599	27.2	75	0

FIELD GOALS	1-19	20-29	30-39	40-49	50+
Succop	0/0	3/3	3/3	7/7	1/3
Team	0/0	3/3	3/3	7/7	1/3
Opponents	1/1	6/6	9/9	6/9	1/2

TEAM/Succop: () () (38G,21G) (21G,41G) (37G) () (35G,44G) (51G,29G,55N) (45G) (47G,49G,53N) () () (49G) () (49G)
OPP: () () () (30G) (27G,47N) (38G,24G) (46B) (48G) (19G) (31G,32G,20G,36G) (24G) () (53N,47G,27G,42G) (43G,48N,38G,42G,32G) (22G,36G) (49G,52G,35G)

SACKS
 Casey 7, Orakpo 7, Woodyard 5, Morgan 4.5, Klug 4, Williamson 3.5, Blackson 2.5, Bass 1.5, Griffin 1, Stafford 1, Tavai 1, Brown 0.5, Searcy 0.5
Titans 39, Opponents 54

TACKLES (Solo-Assists-Total)
 Williamson (79-58-137), Woodyard (70-40-110), Griffin (67-34-101), Brown (65-33-98), Casey (48-38-86), Jones (45-22-67), Orakpo (44-20-64), Sensabaugh (42-16-58), Searcy (41-13-54), Bass (23-19-42), Morgan (20-14-34), Cox (26-5-31), Woods (14-17-31), Klug (13-13-26), Webb (20-2-22), Stafford (16-4-20), Blackson (10-9-19), Hill (7-12-19), Wreh-Wilson (16-1-17), McCourtney (10-6-16), Riggs (6-0-6), Huff (5-1-6), Pitoutua (2-2-4), Tavai (2-1-3), Martin (1-2-3), Johnson (1-1-2), Mount (0-1-1)
Team Totals: 692-382-1,074

USUAL STARTING LINEUP

OFFENSE
 WR Harry Douglas (83)
 TE **Delanie Walker (82)**
 LT Taylor Lewan (77)
 LG Byron Bell (76)/Quinton Spain (60)
 C Brian Schwenke (62)/Andy Gallik (69)
 RG Chance Warmack (70)
 RT Jeremiah Poutasi (73)/Byron Bell (76)
 TE Craig Stevens (88)/Anthony Fasano (80)
 WR Kendall Wright (13)
 QB Marcus Mariota (8)
 RB Antonio Andrews (26)

DEFENSE
 DE DaQuan Jones (90)
 NT Al Woods (96)/Sammie Hill (94)
 DT **Jurrell Casey (99)**
 OLB Derrick Morgan (91)/David Bass (51)
 ILB Wesley Woodyard (59)
 ILB Avery Williamson (54)
 OLB Brian Orakpo (98)
 CB Perrish Cox (29)
 SS Da'Norris Searcy (21)
 FS Michael Griffin (33)
 CB Coty Sensabaugh (24)

SPECIALISTS
 K Ryan Succop (8)
 P Brett Kern (6)
 KR/PR Dexter McCluster (22)

Pro Bowl [All-Pro](#)

GM: Ruston Webster; **Head Coach:** Ken Whisenhunt (first seven games), Mike Mularkey (final nine games)
Asst. Coaches: Dick LeBeau (asst. HC/def.), Ray Horton (def. coord.), Jason Michael (off. coord.), Steve Watterson (strength and cond.), Bob Bostad (OL), Steve Brown (asst. secondary), Louie Cioffi (secondary), Sylvester Croom (RB), Nick Eason (asst. DL), Steve Hoffman (ST asst.), Shawn Jefferson (WR), Nate Kaczor (ST), Cannon Matthews (qual. ctl. coord. - def.), John McNulty (QB), Mike Mularkey (TE*), Arthur Smith (asst. TE*), Gift Smith (DL), Lou Spanos (LB), Luke Stechel (off. asst.), Mike Sullivan (asst. OL), Jason Tucker (asst. WR)

* Mularkey - tight ends coach first seven games, head coach final nine games; Smith - assistant tight ends coach first seven games, tight ends coach final nine games

AMERICAN FOOTBALL CONFERENCE STANDINGS

AFC EAST	W	L	T	Pct
New England	12	4	0	.750
New York Jets	10	6	0	.625
Buffalo	8	8	0	.500
Miami	6	10	0	.375
AFC NORTH	W	L	T	Pct
Cincinnati	12	4	0	.750
* Pittsburgh	10	6	0	.625
Baltimore	5	11	0	.313
Cleveland	3	13	0	.188
AFC SOUTH	W	L	T	Pct
Houston	9	7	0	.563
Indianapolis	8	8	0	.500
Jacksonville	5	11	0	.313
Tennessee	3	13	0	.188
AFC WEST	W	L	T	Pct
Denver	12	4	0	.750
* Kansas City	11	5	0	.688
Oakland	7	9	0	.438
San Diego	4	12	0	.250

NATIONAL FOOTBALL CONFERENCE STANDINGS

NFC EAST	W	L	T	Pct
Washington	9	7	0	.563
Philadelphia	7	9	0	.438
New York Giants	6	10	0	.375
Dallas	4	12	0	.250
NFC NORTH	W	L	T	Pct
Minnesota	11	5	0	.688
* Green Bay	10	6	0	.625
Detroit	7	9	0	.438
Chicago	6	10	0	.375
NFC SOUTH	W	L	T	Pct
Carolina	15	1	0	.938
Atlanta	8	8	0	.500
New Orleans	7	9	0	.438
Tampa Bay	6	10	0	.375
NFC WEST	W	L	T	Pct
Arizona	13	3	0	.813
* Seattle	10	6	0	.625
St. Louis	7	9	0	.438
San Francisco	5	11	0	.313

2014 SEASON (2-14 REGULAR SEASON, 0-0 PLAYOFFS) • 4TH PLACE AFC SOUTH

Table with columns: DATE, OPPONENT, SCORE, W/L, ATT. Lists game results from Sep. 7 to Dec. 28.

Summary statistics table with columns: TITANS, OPP. Categories include Total First Downs, Net Yards, Touchdowns, etc.

Table with columns: BY PERIODS, 1, 2, 3, 4, OT, PTS. Shows performance by quarter and OT.

Table with columns: SCORING, TD, RU, PA, RT, PAT, FG, S, TP. Lists scoring plays for players.

2-Pt Conversions: TM 0-1, OPP 0-1

FUM/Lost: Mettenberger 4/2, Locker 3/1, L. Washington 3/1, Whitehurst 3/0, Sankey 2/2, Spencer 2/0, Walker 2/0, Greene 1/1, McCluster 1/1, Schwenke 1/1, Wright 1/1

Table with columns: RUSHING, No, Yds, Avg, Lg, TD. Lists rushing statistics for players.

Table with columns: PASSING, Att, Cmp, Pct, Yards, Yds/Att, TD, Int, Lg, Sk/Yds, Rating. Lists passing statistics for players.

Table with columns: Palmer, Team, Opponents, and various stats like 1, -1, -1.0, -1, 0.

Table with columns: RECEIVING, No, Yds, Avg, Lg, TD. Lists receiving statistics for players.

Table with columns: INTERCEPTIONS, No, Yds, Avg, Lg, TD. Lists interception statistics for players.

Table with columns: PUNTING, No, Yds, Avg, Net, TB, In, Lg, B. Lists punting statistics for players.

Table with columns: PUNT RETURNS, No, FC, Yds, Avg, Lg, TD. Lists punt return statistics for players.

Table with columns: KICKOFF RETURNS, No, Yds, Avg, Lg, TD. Lists kickoff return statistics for players.

Table with columns: FIELD GOALS, 1-19, 20-29, 30-39, 40-49, 50+. Lists field goal statistics for players.

Titans/Succop: (36G,31G,46G,47G) (47G) (40N,44N) (36G) (5) (25G,21G,42G) (36G) (35G) (20G) (20G) (42N) (40G, 33G,51G) (50G,23G) (31G)

Table with columns: SACKS. Lists sack statistics for players.

Table with columns: TACKLES (Solo-Assists-Total). Lists tackle statistics for players.

Table with columns: TACKLES (Solo-Assists-Total). Lists tackle statistics for players.

USUAL STARTING LINEUP

- OFFENSE: WR Nate Washington (85), TE Delanie Walker (82), LT Taylor Lewan (77), LG Andy Levitre (67), C Brian Schwenke (62), RG Chance Warmack (70), RT Michael Oher (72), TE Craig Stevens (88)/Brett Brackett (87), WR Kendall Wright (13), QB Zach Mettenberger (7), RB Bishop Sankey (20)

- DEFENSE: DE Ropati Pitoitua (92), NT Sammie Hill (94), DT Jurrell Casey (99), OLB Derrick Morgan (91), ILB Wesley Woodyard (59), ILB Avery Williamson (54), OLB Kamerion Wimbley (95), CB Bliidi Wreh-Wilson (25), SS George Wilson (21), FS Michael Griffin (33), CB Jason McCourty (30)

- SPECIALISTS: K Ryan Succop (8), P Brett Kern (6), KR/PR Leon Washington (26)

Pro Bowl All-Pro
GM: Ruston Webster; Head Coach: Ken Whisenhunt
Asst. Coaches: Ray Horton (def. coord.), Jason Michael (off. coord.), Bob Bostad (off. line), Steve Brown (asst. sec- ondary), Louie Cioffi (secondary), Sylvester Croom (RB), Nick Eason (asst. DL), Steve Hoffman (ST asst.), Shawn Jefferson (WR), Nate Kaczor (ST), Cannon Matthews (qual. ctl. coord. - def.), John McNulty (QB), Mike Mularkey (TE), Kevin Patullo (asst. WR), Arthur Smith (asst. TE), Giff Smith (DL), Lou Spanos (LB), Luke Steckel (off. asst.), Mike Sulli- van (asst. OL), Steve Watterson (strength and cond.)

AMERICAN FOOTBALL CONFERENCE STANDINGS

Table showing AFC EAST, AFC NORTH, AFC SOUTH, AFC WEST standings with columns: W, L, T, Pct.

NATIONAL FOOTBALL CONFERENCE STANDINGS

Table showing NFC EAST, NFC NORTH, NFC SOUTH, NFC WEST standings with columns: W, L, T, Pct.

* Wild Card for Playoffs

2013 SEASON (7-9 REGULAR SEASON, 0-0 PLAYOFFS) • 2ND PLACE AFC SOUTH

DATE	OPPONENT	SCORE	W/L	ATT
Sep. 8	at Pittsburgh	16-9	W	61,585
Sep. 15	at Houston	24-30*	L	71,718
Sep. 22	SAN DIEGO	20-17	W	69,143
Sep. 29	NEW YORK JETS	38-13	W	69,143
Oct. 6	KANSAS CITY	17-26	L	69,143
Oct. 13	at Seattle	13-20	L	68,127
Oct. 20	SAN FRANCISCO	17-31	L	69,143
Nov. 3	at St. Louis	28-21	W	54,617
Nov. 10	JACKSONVILLE	27-29	L	69,143
Nov. 14	INDIANAPOLIS	27-30	L	69,143
Nov. 24	at Oakland	23-19	W	46,001
Dec. 1	at Indianapolis	14-22	L	65,502
Dec. 8	at Denver	28-51	L	76,554
Dec. 15	ARIZONA	34-37*	L	69,143
Dec. 22	at Jacksonville	20-16	W	60,559
Dec. 29	HOUSTON	16-10	W	69,143

	TITANS	OPP
Total First Downs	311	329
Rushing	103	108
Passing	172	191
Penalty	36	30
3rd Down: Made/Att	94/227	69/201
3rd Down Pct.	41.4	34.3
4th Down: Made/Att	11/17	7/11
4th Down Pct.	64.7	63.6
Possession Avg.	30:00	30:00
Total Net Yards	5390	5407
Avg. Per Game	336.9	337.9
Total Plays	1032	1027
Avg. Per Play	5.2	5.3
Net Yards Rushing	1894	1795
Avg. Per Game	118.4	112.2
Total Rushes	462	446
Net Yards Passing	3496	3612
Avg. Per Game	218.5	225.8
Sacked/Yards Lost	37/214	36/227
Gross Yards	3710	3839
Att./Completions	533/328	545/344
Completion Pct.	63.1	63.1
Had Intercepted	16	13
Punts/Average	79/42.9	76/45.0
Net Punting Avg.	79/39.7	76/40.0
Penalties/Yards	101/900	95/779
Fumbles/Ball Lost	27/9	24/12
Touchdowns	41	40
Rushing	16	21
Passing	22	15
Returns	3	4

BY PERIODS	1	2	3	4	OT	PTS
Team	71	77	65	149	0	362
Opponents	76	83	88	125	9	381

SCORING	TD	RU	PA	RT	PAT	FG	S	TP
Bironas	0	0	0	0	41/41	25/29	0	116
C. Johnson	10	6	4	0	0	0	0	60
Walker	6	0	6	0	0	0	0	36
Greene	4	4	0	0	0	0	0	24
Hunter	4	0	4	0	0	0	0	24
Fitzpatrick	3	3	0	0	0	0	0	18
N. Washington	3	0	3	0	0	0	0	18
Locker	2	2	0	0	0	0	0	12
Preston	2	0	2	0	0	0	0	12
Wright	2	0	2	0	0	0	0	12
Battle	1	1	0	0	0	0	0	6
Klug	1	0	0	1b	0	0	0	6
McCourty	1	0	0	1c	0	0	0	6
Thompson	1	0	1	0	0	0	0	6
Verner	1	0	0	1a	0	0	0	6
Team	41	16	22	3	41/41	25/29	0	362
Opponents	40	21	15	4	37/38	32/39	3	381

2-Pt Conversions: TM 0-0, OPP 1-1

FUM/Lost: Fitzpatrick 9/2, C. Johnson 3/2, Locker 3/1, Kern 2/0, Williams 2/1, Wright 2/0, Wylie(TM) 2/1, Bailey 1/1, Reynaud(TM) 1/1, Walker 1/0, L. Washington(LG) 1/0, L. Washington(TM) 1/0

RUSHING	No	Yds	Avg	Lg	TD
C. Johnson	279	1077	3.9	30t	6
Greene	77	295	3.8	29	4
Fitzpatrick	43	225	5.2	26	3
Locker	24	155	6.5	39	2
Battle	36	142	3.9	37	1
Kern	2	0	0.0	0	0

PASSING	Att	Cmp	Pct	Yards	Yds/Att	TD	Int	Lg	Sk/Yds	Rating
Fitzpatrick	350	217	62.0	2454	7.01	14	12	77t	21/109	82.0
Locker	183	111	60.7	1256	6.86	8	4	66t	16/105	86.7
Team	533	328	61.5	3710	6.96	22	16	77t	37/214	83.6
Opponents	545	344	63.1	3839	7.04	15	13	55	36/227	83.3

Reynaud	1	0	0.0	0	0
Team	462	1894	4.1	39	16
Opponents	446	1795	4.0	60	21

RECEIVING	No	Yds	Avg	Lg	TD
Wright	94	1079	11.5	45	2
Walker	60	571	9.5	33	6
N. Washington	58	919	15.8	77t	3
C. Johnson	42	345	8.2	66t	4
Hunter	18	354	19.7	57	4
Williams	15	178	11.9	32	0
Britt	11	96	8.7	15	0
Greene	6	39	6.5	28	0
Mooney	6	32	5.3	22	0
Preston	5	37	7.4	10t	2
Battle	4	36	9.0	24	0
Thompson	3	13	4.3	9t	1
Stevens	2	5	2.5	6	0
Shiancoe	2	2	1.0	3	0
Reynaud	1	4	4.0	4	0
Fitzpatrick	1	0	0.0	0	0
Team	328	3710	11.3	77t	22
Opponents	344	3839	11.2	55	15

INTERCEPTIONS	No	Yds	Avg	Lg	TD
Verner	5	68	13.6	34	1
Pollard	3	36	12.0	32	0
Ayers	1	5	5.0	5	0
Brown	1	3	3.0	3	0
McCarthy	1	1	1.0	1	0
Griffin	1	0	0.0	0	0
G. Wilson	1	0	0.0	0	0
Team	13	113	8.7	34	1
Opponents	16	132	8.3	35	1

PUNTING	No	Yds	Avg	Net	TB	In	Lg	B
Kern	78	3386	43.4	39.7	2	32	63	1
Team	79	3386	42.9	39.7	2	32	63	1
Opponents	76	3422	45.0	40.0	7	28	61	0

PUNT RETURNS	No	FC	Yds	Avg	Lg	TD
Reynaud	18	8	135	7.5	35	0
L. Washington	6	9	78	13.0	33	0
Williams	4	3	12	3.0	8	0
Wylie	2	0	4	2.0	4	0
Verner	1	0	11	11.0	11	0
Team	31	20	240	7.7	35	0
Opponents	35	25	210	6.0	24	0

KICKOFF RETURNS	No	Yds	Avg	Lg	TD
L. Washington LG	17	500	29.4	95	0
L. Washington TM	16	481	30.1	95	0
Reynaud	15	355	23.7	40	0
Williams	5	123	24.6	37	0
Wylie	5	94	18.8	23	0
Bailey	1	0	0.0	0	0
Battle	1	26	26.0	26	0
Verner	1	17	17.0	17	0
Team	44	1096	24.9	95	0
Opponents	45	1099	24.4	46	0

FIELD GOALS	1-19	20-29	30-39	40-49	50+
Bironas	0/0	10/10	8/9	5/7	2/3
Team	0/0	10/10	8/9	5/7	2/3
Opponents	2/2	6/6	6/8	15/18	3/5

Bironas/Titans: (26G, 44G, 27G) (48N, 47G) (20G, 43N, 37G) (26G) (22G, 32N) (38G, 25G) (31G) () (39G, 37G) (25G, 38G) (33G, 22G, 23G) () () (45G, 50N, 24G) (45G, 52G) (42G, 55G, 37G) (OPP: () (50N, 50N, 46N) (44G, 38B) (45G, 47G) (29G, 24G, 33G, 48G) (31G, 29G) (44G) (44N) (32G, 44G) (48G, 30G, 50G) (52G, 48G, 24G, 32N, 48N, 42G) (47G, 48G, 45G, 37G, 49G) (25G, 64G, 19G) (25G, 47G, 41G) (36G) (19G)

SACKS	Casey	Morgan	Brown	A	Johnson	3	Wimbley	3	Klug	2	Ayers	1	Mi. Martin	1	Pollard	0.5
Titans 36, Opponents 37																

TACKLES (Solo-Assists-Total)
Pollard (93-49-142), Brown (80-37-117), Griffin (71-35-106), Fokou (67-31-98), Pitoitua (42-49-91), Casey (49-41-90), McCourty (68-9-77), Verner (61-12-73), Ayers (44-12-56), Morgan (31-23-54), McCarthy (35-16-51), Hill (26-14-40), Sensabaugh (29-8-37), A. Johnson (19-16-35), Wilson (25-8-33), Klug (14-12-26), Wimbley (12-12-24), Martin (9-13-22), Edwards (6-4-10), Wreh-Wilson (6-3-9), Gooden (4-3-7), Campbell (3-1-4), Stafford (1-0-1)
Team Totals: 795-408-1,203

USUAL STARTING LINEUP

OFFENSE
WR Nate Washington (85)
TE Craig Stevens (88)
LT Michael Roos (71)
LG Michael LeVitre (67)
C Brian Schwenke (62)
RG Chance Warmack (70)
RT David Stewart (76)
TE Delanie Walker (82)
WR Kendall Wright (13)
QB Jake Locker (10)/Ryan Fitzpatrick (4)
RB Chris Johnson (28)

DEFENSE
LE Derrick Morgan (91)
DT Sammie Hill (94)
DT Jurrell Casey (99)
RE Ropati Pitoitua (92)
SLB Akeem Ayers (56)
MLB Moise Fokou (53)
WLB Zach Brown (55)
LCB Jason McCourty (30)
RCB Alterraun Verner (20)
SS Bernard Pollard (31)
FS Michael Griffin (33)

SPECIALISTS

K Rob Bironas (2)
P Brett Kern (6)
KR/PR Leon Washington (26)

Pro Bowl All-Pro

GM: Ruston Webster; Head Coach: Mike Munchak
Asst. Coaches: Jerry Gray (def. coord.), Dowell Loggains (off. coord.), Steve Watterson (asst. head coach/strength & cond.), Gregg Williams (senior asst./defense), Steve Brown (asst. secondary), Sylvester Croom (RB), Jonathan Gannon (def. asst./qual. ctl.), George Henshaw (TE), Steve Hoffman (ST asst.), Shawn Jefferson (WR), Nate Kaczor (ST), Bruce Matthews (OL), Brett Maxie (secondary), Keith Millard (def. asst./pass rush specialist), Chet Parlavacchio (LB), Dave Ragone (QB), Tracy Rucker (DL), Arthur Smith (OL/TE asst.)

AMERICAN FOOTBALL CONFERENCE STANDINGS

AFC EAST	W	L	T	Pct
New England	12	4	0	.750
New York Jets	8	8	0	.500
Miami	8	8	0	.500
Buffalo	6	10	0	.375
AFC NORTH	W	L	T	Pct
Cincinnati	11	5	0	.688
Pittsburgh	8	8	0	.500
Baltimore	8	8	0	.500
Cleveland	4	12	0	.250
AFC SOUTH	W	L	T	Pct
Indianapolis	11	5	0	.688
Tennessee	7	9	0	.438
Jacksonville	4	12	0	.250
Houston	2	14	0	.125
AFC WEST	W	L	T	Pct
Denver	13	3	0	.813
* Kansas City	11	5	0	.688
* San Diego	9	7	0	.563
Oakland	4	12	0	.250

NATIONAL FOOTBALL CONFERENCE STANDINGS

NFC EAST	W	L	T	Pct
Philadelphia	10	6	0	.625
Dallas	8	8	0	.500
New York Giants	7	9	0	.438
Washington	3	13	0	.188
NFC NORTH	W	L	T	Pct
Green Bay	8	7	1	.531
Chicago	8	8	0	.500
Detroit	7	9	0	.438
Minnesota	5	10	1	.344
NFC SOUTH	W	L	T	Pct
Carolina	12	4	0	.750
* New Orleans	11	5	0	.688
Atlanta	4	12	0	.250
Tampa Bay	4	12	0	.250
NFC WEST	W	L	T	Pct
Seattle	13	3	0	.813
* San Francisco	12	4	0	.750
Arizona	10	6	0	.625
St. Louis Rams	7	9	0	.438

* Wild Card for Playoffs

2012 SEASON (6-10 REGULAR SEASON, 0-0 PLAYOFFS) • 3RD PLACE AFC SOUTH

DATE	OPPONENT	SCORE	W/L	ATT
Sep. 9	NEW ENGLAND	13-34	L	69,143
Sep. 16	at San Diego	10-38	L	60,804
Sep. 23	DETROIT	44-41*	W	69,143
Sep. 30	at Houston	14-38	L	71,581
Oct. 7	at Minnesota	7-30	L	57,652
Oct. 11	PITTSBURGH	26-23	W	69,143
Oct. 21	at Buffalo	35-34	W	68,836
Oct. 28	INDIANAPOLIS	13-19*	L	69,143
Nov. 4	CHICAGO	20-51	L	69,143
Nov. 11	at Miami	37-3	W	60,165
Nov. 18	BYE			
Nov. 25	at Jacksonville	19-24	L	63,323
Dec. 2	HOUSTON	10-24	L	69,143
Dec. 9	at Indianapolis	23-27	L	64,688
Dec. 17	NEW YORK JETS	14-10	W	69,143
Dec. 23	at Green Bay	7-55	L	70,508
Dec. 30	JACKSONVILLE	38-20	W	69,143

* Overtime

	TITANS		OPP			
Total First Downs	260		358			
Rushing	70		122			
Passing	166		210			
Penalty	24		26			
3rd Down: Made/Att	83/217		85/214			
3rd Down Pct.	38.2		39.7			
4th Down: Made/Att	5/15		6/14			
4th Down Pct.	33.3		42.9			
Possession Avg.	27:18		32:42			
Total Net Yards	5,010		5,999			
Avg. Per Game	313.1		374.9			
Total Plays	957		1,086			
Avg. Per Play	5.2		5.5			
Net Yards Rushing	1,687		2,035			
Avg. Per Game	105.4		127.2			
Total Rushes	378		483			
Net Yards Passing	3,323		3,964			
Avg. Per Game	207.7		247.8			
Sacked/Yards Lost	39/254		39/241			
Gross Yards	3,577		4,205			
Att./Completions	540/318		564/374			
Completion Pct.	58.9		66.3			
Had Intercepted	16		19			
Punts/Average	83/46.4		70/44.1			
Net Punting Avg.	83/40.4		70/36.1			
Penalties/Yards	106/847		86/717			
Fumbles/Ball Lost	21/12		15/5			
Touchdowns	36		55			
Rushing	10		16			
Passing	17		31			
Returns	9		8			
BY PERIODS	1	2	3	4	OT	PTS
Team	72	94	66	95	3	330
Opponents	155	58	116	136	6	471

SCORING	TD	RU	PA	RT	PAT	FG	S	TP
Bironas	0	0	0	0	35/35	25/31	0	110
C. Johnson	6	6	0	0			0	36
Britt	4	0	4	0			0	26
Cook	4	0	4	0			0	24
Washington	4	0	4	0			0	24
Wright	4	0	4	0			0	24
Harper	3	3	0	0			0	18
Reynaud	3	0	0	3b			0	18
Brown	2	0	0	2f			0	12
Campbell	1	0	0	1a			0	6
Locker	1	1	0	0			0	6
McCarthy	1	0	0	1d			0	6
Stevens	1	0	1	0			0	6
Verner	1	0	0	1c			0	6
Witherspoon	1	0	0	1e			0	6
Team Defense	0	0	0	0			1	2
Team	36	10	17	9	35/35	25/31	1	330
Opponents	55	16	31	8	52/52	29/31	0	471

2-Pt Conversions: Britt, TM 1-1, OPP 1-2

FUM/Lost: C. Johnson 5/4, Locker 4/4, Hasselbeck 3/1, Britt 2/1, Stevens 2/0, Brown 1/0, Cook 1/1, Reynaud 1/0, Washington 1/0, Wright 1/1

RUSHING	No	Yds	Avg	Lg	TD
C. Johnson	276	1,243	4.5	94t	6
Locker	41	291	7.1	32	1
Hasselbeck	13	38	2.9	16	0
Reynaud	16	33	2.1	11	0
Harper	19	30	1.6	13	3
Mooney	5	19	3.8	8	0

PASSING	Att	Cmp	Pct	Yards	Yds/Att	TD	Int	Lg	Sk/Yds	Rating
Locker	314	177	2,176	56.4	6.93	10	11	71t	25/151	74.0
Hasselbeck	221	138	1,367	62.4	6.19	7	5	37	14/103	81.0
Smith	5	3	34	60.0	6.80	0	0	17	0/0	80.4
Team	540	318	3,577	58.9	6.62	17	16	71t	39/254	76.9
Opponents	564	374	4,205	66.3	7.46	31	19	82t	39/241	92.7

Ringer	2	14	7.0	9	0
Babineaux	1	10	10.0	10	0
Q. Johnson	4	5	1.3	3	0
Wright	1	4	4.0	4	0
Team	378	1,687	4.5	94t	10
Opponents	483	2,035	4.2	46	16

RECEIVING	No	Yds	Avg	Lg	TD
Wright	64	626	9.8	38	4
Washington	46	746	16.2	71t	4
Britt	45	589	13.1	46	4
Cook	44	523	11.9	61t	4
C. Johnson	36	232	6.4	22	0
Williams	30	324	10.8	27	0
Stevens	23	275	12.0	46	1
Thompson	6	46	7.7	12	0
Hawkins	5	62	12.4	42	0
Preston	5	59	11.8	21	0
Q. Johnson	5	40	8.0	17	0
Reynaud	5	35	7.0	9	0
Ringer	3	12	4.0	6	0
Harper	1	8	8.0	8	0
Team	318	3,577	11.2	71t	17
Opponents	374	4,205	11.2	82t	31

INTERCEPTIONS	No	Yds	Avg	Lg	TD
Griffin	4	59	14.8	33	0
McCourtly	4	29	7.3	28	0
Brown	3	156	52.0	79t	2
Verner	2	11	5.5	11	0
McCarthy	1	49	49.0	49t	1
Witherspoon	1	40	40.0	40t	1
Babineaux	1	10	10.0	10	0
Ayers	1	2	2.0	2	0
R. Johnson	1	2	2.0	2	0
Afalava	1	0	0.0	0	0
Team	19	358	18.8	79t	4
Opponents	16	260	16.3	63t	4

PUNTING	No	Yds	Avg	Net	TB	In	Lg	B
Kern	81	3,855	47.6	40.4	5	30	71	2
Team	83	3,855	46.4	40.4	5	30	71	2
Opponents	70	3,084	44.1	36.1	4	29	67	1

PUNT RETURNS	No	FC	Yds	Avg	Lg	TD
Reynaud	31	17	410	13.2	81t	2
Campbell	0	0	65	---	65t	1
Team	31	17	475	15.3	81t	3
Opponents	39	15	405	10.4	58	0

KICKOFF RETURNS	No	Yds	Avg	Lg	TD
Reynaud	53	1,240	23.4	105t	1
Hawkins	7	205	29.3	71	0
McCourtly	1	14	14.0	14	0
Stevens	1	18	18.0	18	0
Witherspoon	1	6	6.0	6	0
Williams	0	6	---	6	0
Team	63	1,489	23.6	105t	1
Opponents	33	860	26.1	89t	1

FIELD GOALS	1-19	20-29	30-39	40-49	50+
Bironas	0/0	6/6	13/13	5/10	1/2
Team	0/0	6/6	13/13	5/10	1/2
Opponents	0/0	11/11	5/6	9/9	4/5

Bironas/Titans: (28G,24G) (23G) (31G,38G,41N,48N,26G) () (22G,38G,47G,40G) ()(39G,45N,30G) (39G) (37G,38G, 53G) (38G,42N,40G,39G,33G) (37G) (57N,40G,31G,25G) (46B) () (48G)
OPP: (25G,31G) (26G) (47G,53G,33G,26G) (33G) (42G, 36G,26G) (29G,28G,52G,54N) (31G,42G) (20G,37G,44G) (40G,25G,22G) (40G) (41G) (50G) (53G,40G) (22G) (26G,48G) ()

SACKS
 Morgan 6.5, Ayers 6, Wimbley 6, Brown 5.5, Klug 3.5, Casey 3, M.L. Martin 3, Wynn 2, Marks 1.5, Griffin 1, Witherspoon 1
Titans 39, Opponents 39

TACKLES (Solo-Assists-Total)
 Ayers (79-31-110), Griffin (72-31-103), McCourtly (79-14-93), Brown (70-23-93), Babineaux (66-26-92), Casey (38-42-80), Verner (66-12-78), Morgan (35-31-66), Marks (31-32-63), Witherspoon (32-16-48), McCarthy (32-13-45), Mouton (33-9-42), Mike Martin (23-17-40), Shaw (30-8-38), Wimbley (18-20-38), Sensabaugh (23-4-27), Afalava (13-10-23), Robert Johnson (10-3-13), Diles (8-5-13), Klug (8-4-12), Wynn (6-6-12), Solomon (3-6-9), Campbell (6-0-6), Dawson (3-2-5), DaJohn Harris (1-4-5), Egboh (2-0-2)
Team Totals: 787-369-1,156

USUAL STARTING LINEUP

OFFENSE	
WR	Nate Washington (85)
TE	Jared Cook (89)
LT	Michael Roos (71)
LG	Steve Hutchinson (73)
C	Fernando Velasco (61)
RG	Leroy Harris (64)/Deuce Lutui (72)
RT	David Stewart (76)
TE	Craig Stevens (88)
WR	Kenny Britt (18)
QB	Jake Locker (10)
RB	Chris Johnson (28)

DEFENSE	
LE	Derrick Morgan (91)
DT	Sen'Derrick Marks (94)
DT	Jurrell Casey (99)
RE	Kameron Wimbley (95)
LLB	Akeem Ayers (56)
MLB	Colin McCarthy (52)/Will Witherspoon (92)
RLB	Zach Brown (55)
LCB	Jason McCourty (30)
RCB	Alterraun Verner (20)
SS	Jordan Babineaux (26)
FS	Michael Griffin (33)

SPECIALISTS	
K	Rob Bironas (2)
P	Brett Kern (6)
KR/PR	Darius Reynaud (25)

Pro Bowl All-Pro

GM: Ruston Webster; **Head Coach:** Mike Munchak
Asst. Coaches: Jerry Gray (def. coord.), Chris Palmer/Dowell Loggains* (off. coord.), Steve Watterson (asst. head coach/strength & cond.), Steve Brown (asst. secondary), Frank Bush (LB), Jonathan Gannon (def. asst./qual. ctl.), Nate Kaczor (asst. off. line), Alan Lowry (ST), Bruce Matthews (OL), Brett Maxie (secondary), Keith Millard (def. asst./pass rush specialist), Chet Paravecchio (ST asst.), Dave Ragone (WR), Tracy Rucker (DL), Jim Skipper (RB), Arthur Smith (off. asst./qual. ctl.), John Zernhelt (TE)

* Palmer was offensive coordinator for first 11 games; Loggains was quarterbacks coach/passing game for first 11 games and offensive coordinator for final five games.

AMERICAN FOOTBALL CONFERENCE STANDINGS

AFC EAST	W	L	T	Pct
New England	12	4	0	.750
Miami	7	9	0	.438
New York Jets	6	10	0	.375
Buffalo	6	10	0	.375

AFC NORTH	W	L	T	Pct
Baltimore	10	6	0	.625
* Cincinnati	10	6	0	.625
Pittsburgh	8	8	0	.500
Cleveland	5	11	0	.313

AFC SOUTH	W	L	T	Pct
Houston	12	4	0	.750
* Indianapolis	11	5	0	.688
Tennessee	6	10	0	.375
Jacksonville	2	14	0	.125

AFC WEST	W	L	T	Pct
Denver	13	3	0	.813
San Diego	7	9	0	.438
Oakland	4	12	0	.250
Kansas City	2	14	0	.125

NATIONAL FOOTBALL CONFERENCE STANDINGS

NFC EAST	W	L	T	Pct
Washington	10	6	0	.625
New York Giants	9	7	0	.563
Dallas	8	8	0	.500
Philadelphia	4	12	0	.250

NFC NORTH	W	L	T	Pct
Green Bay	11	5	0	.688

2011 SEASON (9-7 REGULAR SEASON, 0-0 PLAYOFFS) • 2ND PLACE AFC SOUTH

DATE	OPPONENT	SCORE	W/L	ATT
Sep. 11	at Jacksonville	14-16	L	61,619
Sep. 18	BALTIMORE	26-13	W	69,143
Sep. 25	DENVER	17-14	W	69,143
Oct. 2	at Cleveland	31-13	W	66,240
Oct. 9	at Pittsburgh	17-38	L	63,875
Oct. 16	BYE			
Oct. 23	HOUSTON	7-41	L	69,143
Oct. 30	INDIANAPOLIS	27-10	W	69,143
Nov. 6	CINCINNATI	17-24	L	69,143
Nov. 13	at Carolina	30-3	W	72,409
Nov. 20	at Atlanta	17-23	L	68,164
Nov. 27	TAMPA BAY	23-17	W	69,143
Dec. 4	at Buffalo	23-17	W	56,463
Dec. 11	NEW ORLEANS	17-22	L	69,143
Dec. 18	at Indianapolis	13-27	L	64,271
Dec. 24	JACKSONVILLE	23-17	W	69,143
Jan. 1	at Houston	23-22	W	71,512

* Overtime

	TITANS	OPP
Total First Downs	281	324
Rushing	71	111
Passing	185	187
Penalty	25	26
3rd Down: Made/Att	80/218	96/236
3rd Down Pct.	36.7	40.7
4th Down: Made/Att	10/14	8/20
4th Down Pct.	71.4	40.0
Possession Avg.	27:52	32:08
Total Net Yards	5361	5682
Avg. Per Game	335.1	355.1
Total Plays	984	1080
Avg. Per Play	5.4	5.3
Net Yards Rushing	1438	2053
Avg. Per Game	89.9	128.3
Total Rushes	376	461
Net Yards Passing	3923	3629
Avg. Per Game	245.2	226.8
Sacked/Yards Lost	24/190	28/180
Gross Yards	4113	3809
Att./Completions	584/353	591/369
Completion Pct.	60.4	62.4
Had Intercepted	14	11
Punts/Average	86/43.6	83/43.7
Net Punting Avg.	86/39.4	83/36.4
Penalties/Yards	104/960	99/812
Fumbles/Ball Lost	17/8	20/12
Touchdowns	34	34
Rushing	8	10
Passing	22	21
Returns	4	3

BY PERIODS	1	2	3	4	OT	PTS
Team	57	110	67	91	0	325
Opponents	64	79	74	100	0	317

SCORING	TD	RU	PA	RT	PAT	FG	S	TP
Bironas	0	0	0	0	34/34	29/32	0	121
Washington	8	1	7	0	0	0	0	48
Williams	5	0	5	0	0	0	0	30
C. Johnson	4	4	0	0	0	0	0	24
Britt	3	0	3	0	0	0	0	18
Cook	3	0	3	0	0	0	0	18
Avery	1	0	1	0	0	0	0	6
Babineaux	1	0	0	1a	0	0	0	6
Campbell	1	0	0	1d	0	0	0	6
D. Graham	1	0	1	0	0	0	0	6
Harper	1	1	0	0	0	0	0	6
L. Hawkins	1	0	1	0	0	0	0	6
Locker	1	1	0	0	0	0	0	6
Mariani	1	0	0	1c	0	0	0	6
McCourty	1	0	0	1b	0	0	0	6
Ringer	1	1	0	0	0	0	0	6
Stevens	1	0	1	0	0	0	0	6
Team	34	8	22	4	34/34	29/32	0	325
Opponents	34	10	21	3	32/32	27/28	0	317

2-Pt Conversions: Titans 0-0, Opponents 0-2

FUM/Lost: Hasselbeck 4/1, C. Johnson 3/1, Cook 2/2, Amato 1/0, Britt 1/1, Campbell 1/0, Hall 1/1, Harper 1/1, L. Hawkins 1/0, Mariani 1/0, Ringer 1/1

RUSHING	No	Yds	Avg	Lg	TD
C. Johnson	262	1047	4.0	48t	4
Ringer	59	185	3.1	25	1
Locker	8	56	7.0	17	1
Hasselbeck	20	52	2.6	21	0
Harper	17	44	2.6	12	1

PASSING	Att	Cmp	Pct	Yards	Yds/Att	TD	Int	Lg	Sk/Yds	Rating
Hasselbeck	518	319	61.6	3571	6.89	18	14	80t	19/153	82.4
Locker	66	34	51.5	542	8.21	4	0	54	5/37	99.4
Team	584	353	60.4	4113	7.04	22	14	80t	24/190	84.4
Opponents	591	369	62.4	3809	6.45	21	11	78t	28/180	85.1

Hall	6	24	4.0	12	0
Kern	1	21	21.0	21	0
Washington	2	5	2.5	3t	1
Mariani	1	4	4.0	4	0
Team	376	1438	3.8	48t	8
Opponents	461	2053	4.5	80t	10

RECEIVING	No	Yds	Avg	Lg	TD
Washington	74	1023	13.8	57	7
C. Johnson	57	418	7.3	34	0
Cook	49	759	15.5	80t	3
L. Hawkins	47	470	10.0	32	1
Williams	45	592	13.2	54	5
Ringer	28	187	6.7	18	0
Britt	17	289	17.0	80t	3
Stevens	9	166	18.4	58	1
Hall	9	46	5.1	10	0
Mariani	5	24	4.8	6	0
Harper	4	32	8.0	21	0
Avery	3	45	15.0	23	1
Q. Johnson	3	30	10.0	13	0
D. Graham	2	25	12.5	21	1
Amano	1	7	7.0	7	0
Team	353	4113	11.7	80t	22
Opponents	369	3809	10.3	78t	21

INTERCEPTIONS	No	Yds	Avg	Lg	TD
McCourty	2	52	26.0	30	0
Griffin	2	0	0.0	0	0
Babineaux	1	97	97.0	97t	1
Finnegan	1	8	8.0	8	0
Hope	1	7	7.0	7	0
Witherspoon	1	7	7.0	7	0
Ruud	1	4	4.0	4	0
Verner	1	4	4.0	4	0
McCarthy	1	0	0.0	0	0
Team	11	179	16.3	97t	1
Opponents	14	167	11.9	38t	3

PUNTING	No	Yds	Avg	Net	TB	In	Lg	B
Kern	86	3747	43.6	39.4	7	31	64	0
Team	86	3747	43.6	39.4	7	31	64	0
Opponents	83	3628	43.7	36.4	6	22	65	2

PUNT RETURNS	No	FC	Yds	Avg	Lg	TD
Mariani	46	18	490	10.7	79t	1
Campbell	1	0	0	0.0	0	0
Team	47	18	490	10.4	79t	1
Opponents	36	23	221	6.1	30	0

KICKOFF RETURNS	No	Yds	Avg	Lg	TD
Mariani	32	748	23.4	49	0
Campbell	0	84	---	84t	1
Team	32	832	26.0	100t	1
Opponents	30	680	22.7	77	0

FIELD GOALS	1-19	20-29	30-39	40-49	50+
Bironas	0/0	5/5	9/10	9/10	6/7
Team	0/0	5/5	9/10	9/10	6/7
Opponents	2/2	11/11	5/5	7/7	2/3

Bironas/Titans: (66N) (34N,25G,43G,39G,33G) (46G) (39G) (29G) () (51G,50G) (43G) (38G,36G,49G) (46G) (42N,31G,52G,38G) (48G,27G,44G) (43G) (53G,21G) (51G,51G,35G) (21G,43G,33G)

OPP: (48G,21G,45G) (41G,29G) () (48G,51G) (19G) (32G,29G) (22G) (36G) (50N,29G) (19G,33G,24G) (43G) (27G) (25G,29G,22G) (47G,40G) (39G) (52G,37G,22G)

SACKS

Klug 7, Ball 4, Jones 3, Casey 2.5, Morgan 2.5, Ayers 2, Witherspoon 2, Hayes 1.5, Finnegan 1, McCourty 1, S. Smith 1, Marks 0.5

Titans 28, Opponents 24

TACKLES (Solo-Assists-Total)

Babineaux (81-36-117), McCourty (85-22-107), Griffin (70-26-96), Finnegan (71-24-95), Ayers (66-22-88), McCarthy (61-15-76), Casey (41-33-74), Ruud (51-17-68), Witherspoon (51-11-62), Ball (29-26-55), Verner (29-21-50), Jones (24-24-48), Morgan (23-24-47), S. Smith (20-24-44), Marks (18-26-44), Hope (25-8-33), Klug (18-14-32), Hayes (14-15-29), Sheppard (7-9-16), McRath (11-3-14), Hawkins (9-2-11), A. Smith (4-0-4), Clayton (1-2-3), Shaw (2-0-2), Amato (0-0-0), Bailey (0-0-0), Campbell (0-0-0)

Team Totals: 404-811-1,215

USUAL STARTING LINEUP

OFFENSE

WR Nate Washington (85)
 LT Michael Roos (71)
 LG Leroy Harris (64)
 C Eugene Amato (54)
 RG Jake Scott (73)
 RT David Stewart (76)
 TE Craig Stevens (88)
 WR Damian Williams (17)
 FB Ahmad Hall (45)
 QB Matt Hasselbeck (8)
 RB Chris Johnson (28)

DEFENSE

LE Derrick Morgan (90)/Dave Ball (98)
 LT Jurrell Casey (99)
 RT Sen'Derrick Marks (94)
 RE Jason Jones (91)
 LLB Akeem Ayers (56)
 MLB Colin McCarthy (52)/Barrett Ruud (55)
 RLB Will Witherspoon (92)
 LCB Jason McCourty (30)
 RCB Cortland Finnegan (31)
 SS Jordan Babineaux (26)
 FS Michael Griffin (33)

SPECIALISTS

K Rob Bironas (2)
 P Brett Kern (6)
 KR/PR Marc Mariani (83)

Pro Bowl

All-Pro

GM: Mike Reinfeldt; Head Coach: Mike Munchak

Asst. Coaches: Jerry Gray (def. coord.), Chris Palmer (off. coord.), Steve Watterson (asst. head coach/strength & cond.), Frank Bush (LB), Curtis Fuller (asst. secondary) Dowell Loggains (QB/passing game), Charles London (off. asst./qual. ct.), Alan Lowry (ST), Bruce Matthews (OL), Dave McGinnis (senior asst.), Chet Parlavecchio (ST asst.), Dave Ragone (WR), Marcus Robertson (secondary), Tracy Rocker (DL), Jim Skipper (RB), Arthur Smith (def. asst./qual. ct.), Art Valero (asst. OL), John Zernheilt (TE)

AMERICAN FOOTBALL CONFERENCE STANDINGS

AFC EAST	W	L	T	Pct
New England	13	3	0	.813
New York Jets	8	8	0	.500
Miami	6	10	0	.375
Buffalo	6	10	0	.375
AFC NORTH	W	L	T	Pct
Baltimore	12	4	0	.750
* Pittsburgh	12	4	0	.750
* Cincinnati	9	7	0	.563
Cleveland	4	12	0	.250
AFC SOUTH	W	L	T	Pct
Houston	10	6	0	.625
Tennessee	9	7	0	.563
Jacksonville	5	11	0	.313
Indianapolis	2	14	0	.125
AFC WEST	W	L	T	Pct
Denver	8	8	0	.500
San Diego	8	8	0	.500
Oakland	8	8	0	.500
Kansas City	7	9	0	.438

NATIONAL FOOTBALL CONFERENCE STANDINGS

NFC EAST	W	L	T	Pct
New York Giants	9	7	0	.563
Philadelphia	8	8	0	.500
Dallas	8	8	0	.500
Washington	5	11	0	.313
NFC NORTH	W	L	T	Pct
Green Bay	15	1	0	.938
* Detroit	10	6	0	.625
Chicago	8	8	0	.500
Minnesota	3	13	0	.188
NFC SOUTH	W	L	T	Pct
New Orleans	13	3	0	.813
* Atlanta				

2010 SEASON (6-10 REGULAR SEASON, 0-0 PLAYOFFS) • 4TH PLACE AFC SOUTH

Table with columns: DATE, OPPONENT, SCORE, W/L, ATT. Rows include games against OAKLAND, PITTSBURGH, DENVER, PHILADELPHIA, etc.

Summary statistics table with columns: TITANS, OPP. Rows include Total First Downs, Rushing, Passing, Possession Avg., etc.

Table with columns: BY PERIODS, 1, 2, 3, 4, OT, PTS. Rows include Team and Opponents.

Table with columns: SCORING, TD, RU, PA, RT, PAT, FG, S, TP. Rows include Bironas, C. Johnson, Britt, etc.

2-Pt Conversions: Britt, Titans 1-2, Opponents 0-2

FUM/Lost: Young 6/4, K. Collins 5/3, C. Johnson 3/2, Mariani 3/2, Scaife 2/1, Amano 1/0, Amato 1/1, Britt 1/1

Table with columns: RUSHING, No, Yds, Avg, Lg, TD. Rows include C. Johnson, Ringer, Young, etc.

Table with columns: PASSING, Att, Cmp, Pct, Yards, Yds/Att, TD, Int, Lg, Sk/Yds, Rating. Rows include K. Collins, Young, Smith, etc.

Table with columns: RECEIVING, No, Yds, Avg, Lg, TD. Rows include C. Johnson, Britt, Washington, etc.

Table with columns: INTERCEPTIONS, No, Yds, Avg, Lg, TD. Rows include Griffin, Verner, Finnegan, etc.

Table with columns: PUNTING, No, Yds, Avg, Net, TB, In, Lg, B. Rows include Kern, Team, Opponents.

Table with columns: PUNT RETURNS, No, FC, Yds, Avg, Lg, TD. Rows include Mariani, Team, Opponents.

Table with columns: KICKOFF RETURNS, No, Yds, Avg, Lg, TD. Rows include Mariani, Hall, Cook, etc.

Table with columns: FIELD GOALS, 1-19, 20-29, 30-39, 40-49, 50+. Rows include Bironas, Team, Opponents.

Bironas/Titans: (43G) (21G) (48G,22G) (35N,55G,46G) (52G, 40G) (26G,33G,36G)(41G,38G,33G) (21G) (40G) (25G, 32G,40G) () (37G,30G) () (30G) () (26G,42G,61N) OPP: (34G,30G,53N) (36G,34G,25G,27G) (53N,50G,44N) (36G,36G,35G,36G)(51G,44N,26G) (33G) (25G,46G,46G,28G) (34G,36G) (23G,26G,42G)(19G,51N,40G,42G,47N,48G) (35G,33G) (26G,49B,48N) (21G,28G,47G) (37G) (35G,47N,42G) (48G,44G,43G)

SACKS Babin 12.5, Ball 7, T. Brown 3.5, Jones 3.5, Ford 3, Witherspoon 3, Hayes 1.5, McRath 1.5, Morgan 1.5, Finnegan 1, Hope 1, Tulloch 1 Titans 40, Opponents 27

TACKLES (Solo-Assists-Total) Tulloch (121-48-169), Griffin (99-54-153), Hope (85-48-133), Verner (76-27-103), Finnegan (76-24-100), Witherspoon (65-34-99), Babin (56-37-93), Ford (38-29-67), Jones (36-25-61), McRath (45-15-60), Ball (32-27-59), Haye (30-22-52), Marks (27-23-50), Hayes (27-22-49), McCourty (36-9-45), Brown (18-17-35), Fuller (22-10-32), Douglas (14-16-30), Shaw (7-4-11), Morgan (6-4-10), Sheppard (4-5-9), Winborn (4-4-8), Gordon (2-2-4), Mouton (3-0-3), Allred (2-1-3) Team Totals: 931-507-1,438

USUAL STARTING LINEUP

- OFFENSE WR Nate Washington (85) LT Michael Roos (71) LG Leroy Harris (64) C Eugene Amano (54) RG Jake Scott (73) RT David Stewart (76) TE Craig Stevens (88)/Bo Scaife (80) WR Justin Gage (12)/Kenny Britt (18) FB Ahmard Hall (45) QB Vince Young (10)/Kerry Collins (5) RB Chris Johnson (28)

DEFENSE

- LE Jason Babin (93) LT Jason Jones (91) RT Tony Brown (97) RE Dave Ball (98) LLB Gerald McRath (51) MLB Stephen Tulloch (55) RLB Will Witherspoon (92) LCB Alterraun Verner (80) RCB Cortland Finnegan (31) SS Chris Hope (24) FS Michael Griffin (33)

SPECIALISTS

- K Rob Bironas (2) P Brett Kern (6) KR/PR Marc Mariani (83)

Pro Bowl All-Pro

GM: Mike Reinfeldt; Head Coach: Jeff Fisher Asst. Coaches: Mike Heimerdinger (off. coord.), Chuck Cecil (def. coord.), Craig Johnson (asst. head coach/RB), Dave McGinnis (asst. head coach/LB), Steve Watterson (asst. head coach/strength & conditioning), Marty Galbraith (ST asst.), Fred Graves (WR), Tim Hauck (asst. secondary), Dowell Loggains (QB/passing game), Alan Lowry (ST), Mike Munchak (OL), Marcus Robertson (secondary), Rayna Stewart (def. asst./qual ctl.), Jim Washburn (DL), Richie Wessman (qual. control/off.), John Zernhelt (TE)

AMERICAN FOOTBALL CONFERENCE STANDINGS

Standings table with columns: AFC EAST, AFC NORTH, AFC SOUTH, AFC WEST. Rows include team names, W, L, T, Pct.

NATIONAL FOOTBALL CONFERENCE STANDINGS

Standings table with columns: NFC EAST, NFC NORTH, NFC SOUTH, NFC WEST. Rows include team names, W, L, T, Pct.

* Wild Card for Playoffs

2009 SEASON (8-8 REGULAR SEASON, 0-0 PLAYOFFS) • 3RD PLACE AFC SOUTH

DATE	OPPONENT	SCORE	W/L	ATT
Sep. 10	at Pittsburgh	10-13*	L	65,110
Sep. 20	HOUSTON	31-34	L	69,143
Sep. 27	at NY Jets	17-24	L	75,863
Oct. 4	at Jacksonville	17-37	L	49,014
Oct. 11	INDIANAPOLIS	9-31	L	69,143
Oct. 18	at New England	0-59	L	68,756
Oct. 25	BYE			
Nov. 1	JACKSONVILLE	30-13	W	69,143
Nov. 8	at San Francisco	34-27	W	69,732
Nov. 15	BUFFALO	41-17	W	69,143
Nov. 23	at Houston	20-17	W	71,153
Nov. 29	ARIZONA	20-17	W	69,143
Dec. 6	at Indianapolis	17-27	L	66,321
Dec. 13	ST. LOUIS	47-7	W	69,143
Dec. 20	MIAMI	27-24*	W	69,143
Dec. 25	SAN DIEGO	17-42	L	69,143
Jan. 3	at Seattle	17-13	W	67,002

		TITANS	OPP
Total First Downs		288	323
Rushing		115	89
Passing		154	210
Penalty		19	24
3rd Down: Made/Att		89/214	89/218
3rd Down Pct.		41.6	40.8
4th Down: Made/Att		12/22	12/17
4th Down Pct.		54.5	70.6
Possession Avg.		28:27	31:33
Total Net Yards		5623	5850
Avg. Per Game		351.4	365.6
Total Plays		990	1038
Avg. Per Play		5.7	5.6
Net Yards Rushing		2592	1711
Avg. Per Game		162.0	106.9
Total Rushes		499	402
Net Yards Passing		3031	4139
Avg. Per Game		189.4	258.7
Sacked/Yards Lost		15/73	32/224
Gross Yards		3104	4363
Att./Completions		476/271	604/404
Completion Pct.		56.9	66.9
Had Intercepted		15	20
Punts/Average		69/43.4	76/44.3
Net Punting Avg.		69/38.7	76/39.5
Penalties/Yards		98/821	94/724
Fumbles/Ball Lost		27/16	20/7
Touchdowns		39	48
Rushing		19	16
Passing		16	31
Returns		4	1

BY PERIODS	1	2	3	4	OT	PTS
Titans	77	103	67	104	3	354
Opponents	82	169	77	71	3	402

SCORING	TD	RU	PA	RT	PAT	FG	S	TP
Bironas	0	0	0	0	37/37	27/32	0	118
Johnson	16	14	2	0	0	0	0	98
Washington	6	0	6	0	0	0	0	36
Britt	3	0	3	0	0	0	0	18
Gage	3	0	3	0	0	0	0	18
Fuller	2	0	0	2	0	0	0	12
White	2	2	0	0	0	0	0	12
Young	2	2	0	0	0	0	0	12
Collins	1	1	0	0	0	0	0	6
Crumpler	1	0	1	0	0	0	0	6
Finnegan	1	0	0	1	0	0	0	6
Hood	1	0	0	1	0	0	0	6
Scaife	1	0	1	0	0	0	0	6
Titans	39	19	16	4	37/37	27/32	0	354
Opp.	48	16	31	1	46/47	22/27	0	402

2-Pt Conversions: Johnson, Titans 1-2, Opponents 1-1

FUM/Lost: Young 8/2, Mouton 4/2, Collins 3/2, Johnson 3/3, Hall 2/2, Britt 1/1, Crumpler 1/1, Finnegan 1/0, Pearman 1/1, Scaife 1/1, Washington 1/0, White 1/1

RUSHING	No	Yds	Avg	Lg	TD
Johnson	358	2006	5.6	91t	14
Young	55	281	5.1	44	2
White	64	222	3.5	11	2
Ringer	8	48	6.0	32	0
Collins	11	15	1.4	10t	1
Washington	2	15	7.5	14	0
Hall	1	5	5.0	5	0
Team	499	2592	5.2	91t	19
Opponents	402	1711	4.3	80t	16

PASSING	Att	Cmp	Pct	Yards	Yds/Att	TD	Int	Lg	Sk/Yds	Rating
Young	259	152	58.7	1879	7.25	10	7	66t	9/36	82.8
Collins	216	119	55.1	1225	5.67	6	8	69t	6/37	65.5
Johnson	1	0	0.0	0	0.00	0	0	---	0/0	39.6
Team	476	271	56.9	3104	6.52	16	15	69t	15/73	74.8
Opponents	604	404	66.9	4363	7.22	31	20	72t	32/224	91.2

RECEIVING	No	Yds	Avg	Lg	TD
Johnson	50	503	10.1	69t	2
Washington	47	569	12.1	35	6
Scaife	45	440	9.8	27	1
Britt	42	701	16.7	57	3
Gage	28	383	13.7	49	3
Crumpler	27	222	8.2	27	1
Hall	12	79	6.6	15	0
Cook	9	74	8.2	17	0
Hawkins	7	110	15.7	32	0
White	3	14	4.7	7	0
M. Jones	1	9	9.0	9	0
Team	271	3104	11.5	69t	16
Opponents	404	4363	10.8	72t	31

INTERCEPTIONS	No	Yds	Avg	Lg	TD
Finnegan	5	194	38.8	80	1
Hood	3	91	30.3	43	1
Fuller	3	71	23.7	45t	2
Bulluck	3	45	15.0	23	0
Hope	3	24	8.0	24	0
Harper	1	4	4.0	4	0
Griffin	1	3	3.0	3	0
McRath	1	1	1.0	1	0
Team	20	433	21.7	80	4
Opponents	15	121	8.1	26	0

PUNTING	No	Yds	Avg	Net	TB	In	Lg	B
Kern LG	64	2910	45.5	38.5	10	27	67	0
Kern TM	37	1665	45.0	41.4	4	18	67	0
Hodges TM	22	868	39.5	31.8	2	1	50	0
Hentrich	9	422	46.9	44.1	0	3	60	0
Bironas	1	40	40.0	40.0	0	0	40	0
Team	69	2995	43.4	38.7	6	22	67	0
Opponents	76	3364	44.3	39.5	7	32	64	0

PUNT RETURNS	No	FC	Yds	Avg	Lg	TD
Pearman	11	8	112	10.2	18	0
Kaesviharn	9	8	34	3.8	10	0
Mouton	6	3	37	6.2	15	0
Finnegan	4	1	14	3.5	11	0
M. Jones	3	2	23	7.7	15	0
Team	33	22	220	6.7	18	0
Opponents	29	17	208	7.2	37	0

KICKOFF RETURNS	No	Yds	Avg	Lg	TD
Britt	24	523	21.8	56	0
M. Jones	13	264	20.3	27	0
Ringer	9	181	20.1	25	0
Pearman	8	174	21.8	27	0
Griffin	6	143	23.8	31	0
Crumpler	3	20	6.7	15	0
McCourty	3	72	24.0	27	0
Hall	1	12	12.0	12	0
Mouton	1	14	14.0	14	0
Stevens	1	14	14.0	14	0
Team	69	1417	20.5	56	0
Opponents	71	1714	24.1	99t	1

FIELD GOALS	1-19	20-29	30-39	40-49	50+
Bironas	0/0	8/8	4/6	10/12	5/6
Team	0/0	8/8	4/6	10/12	5/6
Opponents	0/0	9/9	8/9	4/6	1/3

Bironas/Titans: (37N,31B,45G) (40G) (38G) (29G) (49G,43G,46G) (1 (48G,25G,45G) (21G,28G) (38G,60N,51G) (50G,49N,53G) (52G,24G) (20G) (27G,34G,36G,50G) (24G,46G) (46G) (47N,47G)

Opponents: (32G,33G) (38G,23G) (30G) (22G,50G,55N,33G) (23G) (39N,33G) (1 (40G,25G) (25G) (49N,26G,49N) (41G) (43G,52N,36G) (1 (23G,28G,45G) (1 (35G,20G)

SACKS
Ford 5.5, T. Brown 5, Hayes 4, J. Jones 4, Vanden Bosch 3, Hope 2, Tulloch 2, Fuller 1, Griffin 1, Kearse 1, Marks 1, Thorntn 1, (group) 1, Hays 0.5
Titans 32, Opponents 15

TACKLES (Solo-Assists-Total)
Tulloch (95-37-132), Bulluck (83-35-118), Griffin (62-46-108), Hope (70-25-95), Vanden Bosch (41-45-86), W. Hayes (51-31-82), Harper (69-8-77), Finnegan (57-19-76), Brown (36-25-61), Thorntn (46-14-60), J. Hays (29-26-55), Vickerson (24-25-49), Ball (19-19-38), Ford (22-16-38), McRath (25-13-38), Fuller (25-8-33), McCourty (20-10-30), Marks (9-14-23), J. Jones (15-6-21), Hood (14-4-18), Mouton (9-8-17), Allred (6-9-15), Kaesviharn (10-3-13), Kearse (5-6-11), C. Williams (5-2-7), Amato (0-0-0), Keglra (0-0-0), Nickey (0-0-0)
Team Totals: 847-454-1,301

USUAL STARTING LINEUP

OFFENSE
 WR Nate Washington (85)
 LT Michael Roos (71)
 LG Eugene Amano (54)
C Kevin Mawae (68)
 RG Jake Scott (73)
 RT David Stewart (76)
 TE Bo Scaife (80)/Alge Crumpler (83)
 WR Justin Gage (12)
 FB Ahmad Hall (45)
QB Vince Young (10)
RB Chris Johnson (28)

DEFENSE
 LE William Hayes (95)
 LT Jovan Hays (75)
 RT Tony Brown (97)
RE Kyle Vanden Bosch (93)
 LLB David Thornton (50)
 MLB Stephen Tulloch (55)
 RLB Keith Bulluck (53)
 LCB Nick Harper (20)
 RCB Cortland Finnegan (31)
 SS Chris Hope (24)
 FS Michael Griffin (33)

SPECIALISTS
 K Rob Bironas (2)
 P Brett Kern (6)

Pro Bowl
 All-Pro

GM: Mike Reinfeldt; **Head Coach:** Jeff Fisher
Asst. Coaches: Mike Heimerdinger (off. coord.), Chuck Cecil (def. coord.), Dave McGinnis (asst. head coach/LB), Steve Watterson (asst. head coach/strength & conditioning), Earnest Byner (RB), Marty Galbraith (ST asst.), Fred Graves (WR), Tim Hauck (asst. secondary), Craig Johnson (QB), Dowell Loggains (off. qual. ctl.), Alan Lowry (ST), Mike Munchak (OL), Marcus Robertson (secondary), Rayna Stewart (def. asst./qual ctl.), Jim Washburn (DL), Richie Wessman (off. asst.), John Zernelt (TE)

AMERICAN FOOTBALL CONFERENCE STANDINGS

AFC EAST	W	L	T	Pct
New England	10	6	0	.625
* N.Y. Jets	9	7	0	.563
Miami	7	9	0	.438
Buffalo	6	10	0	.375
AFC NORTH	W	L	T	Pct
Cincinnati	10	6	0	.625
* Baltimore	9	7	0	.563
Pittsburgh	9	7	0	.563
Cleveland	5	11	0	.313
AFC SOUTH	W	L	T	Pct
Indianapolis	14	2	0	.875
Houston	9	7	0	.563
Tennessee	8	8	0	.500
Jacksonville	7			

2008 SEASON (13-3 REGULAR SEASON, 0-1 PLAYOFFS) • 1ST PLACE AFC SOUTH

DATE	OPPONENT	SCORE	W/L	ATT
Sep. 7	JACKSONVILLE	17-10	W	69,143
Sep. 14	at Cincinnati	24-7	W	65,540
Sep. 21	HOUSTON	31-12	W	69,143
Sep. 28	MINNESOTA	30-17	W	69,143
Oct. 5	at Baltimore	13-10	W	71,131
Oct 12	BYE			
Oct. 19	at Kansas City	34-10	W	74,200
Oct. 27	INDIANAPOLIS	31-21	W	69,143
Nov. 2	GREEN BAY	19-16*	W	69,143
Nov. 9	at Chicago	21-14	W	62,124
Nov. 16	at Jacksonville	24-14	W	65,258
Nov. 23	NY JETS	13-34	L	69,143
Nov. 27	at Detroit	47-10	W	60,112
Dec. 7	CLEVELAND	28-9	W	69,143
Dec. 14	at Houston	12-13	L	70,831
Dec. 21	PITTSBURGH	31-14	W	69,143
Dec. 28	at Indianapolis	0-23	L	66,721
Jan. 10	BALTIMORE	10-13	L	69,143

* Overtime

	TITANS	OPP
Total First Downs	268	276
Rushing	108	81
Passing	143	166
Penalty	17	29
3rd Down: Made/Att	78/216	79/226
3rd Down Pct.	36.1	35.0
4th Down: Made/Att	5/11	8/18
4th Down Pct.	45.5	44.4
Possession Avg.	29:09	30:51
Total Net Yards	5018	4698
Avg. Per Game	313.6	293.6
Total Plays	973	1022
Avg. Per Play	5.2	4.6
Net Yards Rushing	2199	1502
Avg. Per Game	137.4	93.9
Total Rushes	508	403
Avg. Per Play	4.3	3.7
Net Yards Passing	2819	3196
Avg. Per Game	176.2	199.8
Sacked/Yards Lost	12/83	44/262
Gross Yards	2902	3458
Att./Comp.	453/265	575/342
Completion Pct.	58.5	59.5
Had Intercepted	9	20
Punts/Average	87/42.8	87/42.3
Net Punting Avg.	36.5	36.2
Penalties/Yards	108/855	93/750
Fumbles/Ball Lost	18/8	28/11
Touchdowns	41	25
Rushing	24	12
Passing	13	12
Returns	4	1

BY PERIODS	1	2	3	4	OT	PTS
Titans	63	119	67	123	3	375
Opponents	49	87	34	64	0	234

SCORING	TD	RU	PA	RT	PAT	FG	S	TP
Bironas	0	0	0	0	40/40	29/33	0	127
White	15	15	0	0	0/0	0/0	0	90
Johnson	10	9	1	0	0/0	0/0	0	60
Gage	6	0	6	0	0/0	0/0	0	36
Hall	2	0	2	0	0/0	0/0	0	14
Scaife	2	0	2	0	0/0	0/0	0	12
Griffin	1	0	2	1	0/0	0/0	0	6
Ball	1	0	0	1	0/0	0/0	0	6
Jones	1	0	1	0	0/0	0/0	0	6
Finnegan	1	0	0	1	0/0	0/0	0	6
Bulluck	1	0	0	1	0/0	0/0	0	6
Crumpler	1	0	1	0	0/0	0/0	0	6
Titans	41	24	13	4	40/40	29/33	0	375
Opponents	25	12	12	1	24/24	20/30	0	234

2-point conversions: Hall, Titans 1-1, Opponents 0-1

FUM/Lost: Collins 5/1, Carr 2/0, McCareins 2/2, Young 2/0, Crumpler 1/0, Hall 1/1, Henrich 1/1, C. Johnson 1/1, Mawae 1/1, Scaife 1/0, White 1/1

RUSHING	No	Yds	Avg	Lg	TD
Johnson	251	1228	4.9	66t	9
White	200	773	3.9	80t	15
Ganther	9	61	6.8	22	0
Collins	25	49	2.0	17	0
Jones	2	35	17.5	28	0
Young	8	27	3.4	8	0
Hall	8	21	2.6	6	0
McCareins	2	8	4.0	4	0

PASSING	Att	Cmp	Pct	Yards	Yds/Att	TD	Int	Lg	Sk/Yds	Rating
K.Collins	415	242	58.3	2676	6.4	12	7	56t	8/60	80.2
V.Young	36	22	61.1	219	6.1	1	2	54	3/13	64.5
C.Simms	2	1	50.0	7	3.5	0	0	7	1/10	78.8
Titans	453	265	58.5	2902	6.4	13	9	56t	12/83	78.8
Opponents	575	342	59.5	3458	6.0	12	20	65	44/262	69.2

Henry	1	3	3.0	3	0
Henrich	2	-6	-3.0	0	0
Titans	508	2199	4.3	80t	24
Opponents	403	1502	3.7	61t	12

RECEIVING	No	Yds	Avg	Lg	TD
Scaife	58	561	9.7	44	2
Johnson	43	260	6.0	25	1
Jones	41	449	11.0	40	1
Gage	34	651	19.1	56t	6
McCareins	30	412	13.7	37	0
Crumpler	24	257	10.7	28	1
Hall	13	138	10.6	54	2
Hawkins	7	68	9.7	19	0
Ganther	6	43	7.2	15	0
White	5	16	3.2	7	0
Davis	2	31	15.5	21	0
Stevens	1	9	9.0	9	0
Williams	1	7	7.0	7	0
Titans	265	2902	11.0	56t	13
Opponents	342	3458	10.1	65	12

INTERCEPTIONS	No	Yds	Avg	Lg	TD
Griffin	7	172	24.6	83t	1
Finnegan	5	100	20.0	99t	1
Hope	4	53	13.3	39	0
Harper	2	11	5.5	15.0	0
Ball	1	15	15.0	15t	1
Carr	1	0	0.0	0	0
Titans	20	351	17.6	99t	3
Opponents	9	88	9.8	33	0

PUNTING	No	Yds	Avg	Net	TB	In	Lg	B
Henrich	87	3725	42.8	36.5	13	27	75	0
Titans	87	3725	42.8	36.5	13	27	75	0
Opponents	87	3676	42.3	36.2	10	28	66	1

PUNT RETURNS	No	FC	Yds	Avg	Lg	TD
Carr	32	20	323	10.1	44	0
Davis	2	1	6	3.0	9	0
Titans	34	21	329	9.7	44	0
Opponents	32	20	290	9.1	34	0

KICKOFF RETURNS	No	Yds	Avg	Lg	TD
Carr	35	984	28.1	52	0
Hawkins	7	130	18.6	23	0
Davis	4	119	29.8	33	0
Griffin	2	32	16.0	28	0
Hall	2	21	10.5	13	0
Johnson	1	17	17.0	17	0
Stevens	1	16	16.0	16	0
Titans	52	1319	25.4	52	0
Opponents	61	1524	25.0	59	0

FIELD GOALS	1-19	20-29	30-39	40-49	50+
Bironas	0-0	6-6	7-7	15-19	1-1
Titans	0-0	6-6	7-7	15-19	1-1
Opponents	0-0	9-10	6-10	4-8	1-2

Bironas/Titans: (47G) (34G) (44G) (20G, 32G, 49G) (35G, 26G) (49G, 46G) (34G, 44G, 43N, 48G) (31G, 25G, 22G, 47N, 41G) (49N) (32G) (43G, 49G) (49G, 41G, 45G, 43G) () (26G, 23G, 51G, 34G,) (42G) (48N)

Opponents: (37N,27G) (37N) (44G, 24G) (42G, 48N) (38G, 45N) (39N, 50N, 26G) () (23G, 25G, 38G) (48B) () (20G, 30G) (53G) (47G, 41G, 44N, 39G) (32G, 26N, 24G) (33N) (28G, 21G, 38G)

SACKS
 Haynesworth 8.5, Ford 7, J. Jones 5, Ball 4.5, Vanden Bosch 4.5, Brown 4, Kearse 3.5, Vickerson 1.5, Finnegan 1, Griffin 1, Hayes 1, Hope 1, Tulloch 1, Bulluck 0.5
Titans 44, Opponents 12

TACKLES (Solo-Assists-Total)
 Bulluck (83-37-120), Tulloch (62-36-98), Hope (71-22-93), Thornton (63-30-93), Griffin (49-32-81), Harper (70-10-80), Finnegan (61-18-79), Haynesworth (45-30-75), Brown (41-32-73), Ball (22-29-51), Jones (28-21-49), Kearse (35-13-48), Vanden Bosch (16-30-46), Ford (27-18-45), Fuller (35-8-43), Carr (24-9-33), Fowler (14-13-27), Vickerson (10-13-23), Hayes (13-8-21), King (9-1-10), Allred (7-1-8), Nickey (3-3-6), Keglars (3-2-5), Stamer (1-1-2), Amato (0-0-0), Gordon (0-0-0), Hill (0-0-0), Williams (0-0-0)
Team Totals: 792-417-1209

USUAL STARTING LINEUP

OFFENSE
 WR Justin McCareins (19)
LT Michael Roos (71)
 LG Eugene Amano (54)
C Kevin Mawae (68)
 RG Jake Scott (73)
 RT David Stewart (76)
 TE Alge Crumpler (83)
 WR Justin Gage (12)
 FB Ahmad Hall (45)
QB Kerry Collins (5)
RB Chris Johnson (28)

DEFENSE
 LE Jevon Kearse (90)
 LT Tony Brown (97)
RT Albert Haynesworth (92)
 RE Kyle Vanden Bosch (93)
 LLB David Thornton (50)
 MLB Stephen Tulloch (55)
 RLB Keith Bulluck (53)
 LCB Nick Harper (20)
RCB Cortland Finnegan (31)
SS Chris Hope (24)
FS Michael Griffin (33)

SPECIALISTS
 K Rob Bironas (2)
 P Craig Henrich (15)

Pro Bowl
 All-Pro

GM: Mike Reinfeldt; **Head Coach:** Jeff Fisher
Asst. Coaches: Mike Heimerdinger (off. coord.), Jim Schwartz (def. coord.), Dave McGinnis (asst. head coach/LB), Bart Andrus (off. asst.), Matt Burke (def. asst./qual. ct.), Earnest Byner (RB), Chuck Cecil (DB), Marty Galbraith (ST asst.), Fred Graves (WR), Craig Johnson (QB), Dowell Loggains (off. qual. ct.), Alan Lowry (ST), Mike Munchak (OL), Marcus Robertson (asst. secondary), Jim Washburn (DL), Steve Watterson (asst. head coach/strength & conditioning), John Zernhelt (TE)

AMERICAN FOOTBALL CONFERENCE STANDINGS

AFC EAST	W	L	T	Pct
Miami	11	5	0	.688
New England	11	5	0	.688
N.Y. Jets	9	7	0	.563
Buffalo	7	9	0	.438
AFC NORTH	W	L	T	Pct
Pittsburgh	12	4	0	.750
* Baltimore	11	5	0	.688
Cincinnati	4	11	0	.281
Cleveland	4	12	0	.250
AFC SOUTH	W	L	T	Pct
Tennessee	13	3	0	.813
* Indianapolis	12	4	0	.750
Houston	8	8	0	.500
Jacksonville	5	11	0	.313
AFC WEST	W	L	T	Pct
San Diego	8	8	0	.500
Denver	8	8	0	.500
Oakland	5	11	0	.313
Kansas City	2	14	0	.125

NATIONAL FOOTBALL CONFERENCE STANDINGS

NFC EAST	W	L	T	Pct
N.Y. Giants	12	4	0	.750
* Philadelphia	9	6	1	.594
Dallas	9	7	0	.563
Washington	8	8	0	.500
NFC NORTH	W	L	T	Pct
Minnesota	10	6	0	.625
Chicago	9	7	0	.563
Green Bay	6	10	0	.375
Detroit	0	16	0	.000

2007 SEASON (10-6 REGULAR SEASON, 0-1 PLAYOFFS) • 3RD PLACE AFC SOUTH

DATE	OPPONENT	SCORE	W/L	ATT
Sep. 9	at Jacksonville	13-10	W	65,437
Sep. 16	INDIANAPOLIS	20-22	L	69,143
Sep. 24	at New Orleans	31-14	W	70,002
Sep. 30	BYE			
Oct. 7	ATLANTA	20-13	W	69,143
Oct. 14	at Tampa Bay	10-13	L	65,347
Oct. 21	at Houston	38-36	W	70,734
Oct. 28	OAKLAND	13-9	W	69,143
Nov. 4	CAROLINA	20-7	W	69,143
Nov. 11	JACKSONVILLE	13-28	L	69,143
Nov. 19	at Denver	20-34	L	76,590
Nov. 25	at Cincinnati	6-35	L	65,489
Dec. 2	HOUSTON	28-20	W	69,143
Dec. 9	SAN DIEGO	17-23*	L	69,143
Dec. 16	at Kansas City	26-17	W	74,976
Dec. 23	N.Y. JETS	10-6	W	69,143
Dec. 30	at Indianapolis	16-10	W	57,202
Jan. 6	at San Diego	6-17	L	65,640

* Overtime

	TITANS	OPP
Total First Downs	306	268
Rushing	118	80
Passing	171	165
Penalty	17	23
3rd Down: Made/Att	89/217	97/230
3rd Down Pct.	41.0	42.2
4th Down: Made/Att	2/11	8/16
4th Down Pct.	18.2	50.0
Possession Avg.	31:38	28:22
Total Net Yards	4987	4665
Avg. Per Game	311.7	291.6
Total Plays	1037	978
Avg. Per Play	4.8	4.8
Net Yards Rushing	2109	1478
Avg. Per Game	131.8	92.4
Total Rushes	543	369
Avg. Per Play	3.9	4.0
Net Yards Passing	2878	3187
Avg. Per Game	179.9	199.2
Sacked/Yards Lost	30/199	40/241
Gross Yards	3077	3428
Att./Comp.	464/288	569/349
Completion Pct.	62.1	61.3
Had Intercepted	17	22
Punts/Average	73/41.9	81/44.6
Net Punting Avg.	36.5	37.6
Penalties/Yards	101/773	90/745
Fumbles/Ball Lost	32/17	26/12
Touchdowns	28	35
Rushing	17	11
Passing	9	21
Returns	2	3

BY PERIODS	1	2	3	4	OT	PTS
Titans	59	64	98	80	0	301
Opponents	65	78	64	84	6	297

SCORING	TD	RU	PA	RT	PAT	FG	S	TP
Bironas	0	0	0	0	28/28	35/39	0	133
White	7	7	0	0	0/0	0/0	0	42
C.Brown	5	5	0	0	0/0	0/0	0	30
R.Williams	4	0	4	0	0/0	0/0	0	24
Young	3	3	0	0	0/0	0/0	0	18
Henry	2	2	0	0	0/0	0/0	0	12
Jones	2	0	2	0	0/0	0/0	0	12
Fuller	2	0	0	2	0/0	0/0	0	12
Gage	2	0	2	0	0/0	0/0	0	12
Scaife	1	0	1	0	0/0	0/0	0	6
Titans	28	17	9	2	28/28	35/39	0	301
Opponents	35	11	21	3	31/33	18/25	0	297

2-Pt Conversions: Titans 0-0, Opponents 1-1

FUM/LOST: Young 10/3, Davis 6/3, White 5/5, Mawae 2/1, Scaife 2/2, Bell 1/1, C. Brown 1/1, Bulluck 1/0, Collins 1/1, Gage 1/0, Griffin 1/0, B. Jones 1/0, M. Williams (LG) 1/1

RUSHING	No	Yds	Avg	Lg	TD
White	303	1110	3.7	28	7
C.Brown	102	462	4.5	42	5
Young	93	395	4.2	21	3
Henry	31	119	3.8	24t	2
Jones	2	37	18.5	19	0
Davis	2	19	9.5	14	0
Hall	1	8	8.0	8	0
Barclay	1	3	3.0	3	0
Troupe	1	-1	-1.0	-1	0
Collins	3	-3	-1.0	-1	0

PASSING	Att	Cmp	Pct	Yards	Yds/Att	TD	Int	Lg	Sk/Yds	Rating
Young	382	238	62.3	2546	6.7	9	17	73	25/157	71.1
Collins	82	50	61.0	531	6.5	0	0	46	5/42	79.9
Titans	464	268	62.1	3077	6.6	9	17	73	30/199	72.6
Opponents	569	349	61.3	3428	6.0	21	22	69t	40/241	74.5

Hentrich	1	-8	-8.0	-8	0
Bell	1	-15	-15.0	-15	0
R.Williams	2	-17	-8.5	-6	0
Titans	543	2109	3.9	42	17
Opponents	369	1478	4.0	62t	11

RECEIVING	No	Yds	Avg	Lg	TD
Gage	55	750	13.6	73	2
R.Williams	55	719	13.1	48	4
Scaife	46	421	9.2	26	1
Moulds	32	342	10.7	46	0
Jones	21	248	11.8	35t	2
White	20	114	5.7	15	0
C.Brown	19	128	6.7	16	0
Hartstock	12	138	11.5	27	0
Hall	9	60	6.7	11	0
Henry	6	53	8.8	18	0
Troupe	5	47	9.4	13	0
Davis	5	38	7.6	13	0
Barclay	2	13	6.5	7	0
Ealy	1	6	6.0	6	0
Titans	288	3077	10.7	73	9
Opponents	349	3428	9.8	69t	21

INTERCEPTIONS	No	Yds	Avg	Lg	TD
Bulluck	5	63	12.6	35	0
Harper	3	62	20.7	32	0
Griffin	3	3	1.0	3	0
Fuller	2	137	68.5	76t	2
Hope	2	45	22.5	45	0
Lowry	2	18	9.0	17	0
Thornton	2	16	8.0	11	0
Finnegan	1	14	14.0	14	0
Hill	1	0	0.0	0	0
LaBoy	1	0	0.0	0	0
Titans	22	358	16.3	76t	2
Opponents	17	116	6.8	23	0

PUNTING	No	Yds	Avg	Net	TB	In	Lg	B
Hentrich	70	2939	42.0	36.5	6	24	66	0
Miller	3	121	40.3	37.0	0	1	52	0
Titans	73	3060	41.9	36.5	6	25	66	0
Opponents	81	3615	44.6	37.6	10	23	70	0

PUNT RETURNS	No	FC	Yds	Avg	Lg	TD
Davis	31	12	293	9.5	39	0
Jones	6	0	29	4.8	13	0
Barclay	3	1	34	11.3	19	0
Finnegan	2	3	11	5.5	9	0
Titans	42	16	367	8.7	39	0
Opponents	31	16	274	8.8	80t	1

KICKOFF RETURNS	No	Yds	Avg	Lg	TD
Griffin	18	422	23.4	48	0
Barclay	14	304	21.7	37	0
Henry	13	272	20.9	46	0
Davis	2	37	18.5	19	0
Troupe	2	21	10.5	12	0
Lowry	1	15	15.0	15	0
Hartsock	1	14	14.0	14	0
Cramer	1	13	13.0	13	0
Titans	52	1098	21.1	48	0
Opponents	58	1404	24.2	76	0

FIELD GOALS	1-19	20-29	30-39	40-49	50+
Bironas	0-0	10-12	12-12	9-10	4-5
Titans	0-0	10-12	12-12	9-10	4-5
Opponents	0-0	7-8	5-6	3-5	3-6

Bironas/Titans: (20G, 31G), (30G, 36G), (33G, 27N), (30G, 40G, 47N), (48G), (52G, 25G, 21G, 30G, 28G, 43G, 29G, 29G), (35G, 23G), (47G, 53G), (36G, 49G), (56G, 37G), (28G, 23G), (53N), (44G, 29N), (37G, 37G, 40G, 25G), (46G) (40G, 54G, 33G)
Opponents: (22G), (22G, 39G, 20G, 36N), (), (32G, 53N, 28G, 48N, 50N), (23G, 43G), (), (50G, 43G, 54G), (40N), (), (21G, 39G), (26N), (45G, 50G), (20G), (36G), (51N), (37G)

SACKS
 Vanden Bosch 12.0, Odom 8.0, Haynesworth 6.0, LaBoy 6.0, T.Brown 4.0, Finnegan 1.0, Fuller 1.0, Nickey 1.0, Thornton 1.0
Titans 40.0, Opponents 30.0

TACKLES (Solo-Assists-Total)
 Thornton (97-43-140), Vanden Bosch (65-50-115), Bulluck (75-34-109), Finnegan (84-25-109), T.Brown (46-37-83), Harper (75-5-80), Fowler (42-31-73), Haynesworth (41-28-69), Hope (39-21-60), Lowry (41-20-61), Griffin (34-15-49), Odom (24-20-44), Starks (21-18-39), Tulloch (28-8-36), Fuller (27-8-35), LaBoy (15-5-20), Hill (13-1-14), Fisher (5-4-9), Veal (4-4-8), King (5-2-7), Conover (2-2-4), Herndon (3-0-3), Vickerson (2-1-3),

Gardner (1-0-1), Nickey (1-0-1), Simon (0-1-1), Amato (0-0-0), Mahelona (0-0-0), Woods (0-0-0)

Team Totals: 790-383-1173

USUAL STARTING LINEUP

OFFENSE	
WR	Roydell Williams (86)
LT	Michael Roos (71)
LG	Jacob Bell (60)
C	Kevin Mawae (68)
RG	Benji Olson (75)
RT	David Stewart (76)
TE	Bo Scaife (80)
WR	Justin Gage (12)
TE	Ben Hartsock (88)
QB	Vince Young (10)
RB	LenDale White (25)

DEFENSE	
LE	Antwan Odom (98)
LT	Tony Brown (97)
RT	Albert Haynesworth (92)
RE	Kyle Vanden Bosch (93)
LLB	David Thornton (50)
MLB	Ryan Fowler (52)
RLB	Keith Bulluck (53)
LCB	Nick Harper (20)
RCB	Cortland Finnegan (31)
SS	Chris Hope (24)
FS	Michael Griffin (33)

SPECIALISTS	
K	Rob Bironas (2)
P	Craig Hentrich (15)

Pro Bowl
 All-Pro

GM: Mike Reinfeldt; **Head Coach:** Jeff Fisher
Asst. Coaches: Norm Chow (off. coord.), Jim Schwartz (def. coord.), Dave McGinnis (Asst. head coach/LB), Sherman Smith (Asst. head coach/RB), Matt Burke (def. asst.), Chuck Cecil (DB), Marty Galbraith (ST asst.), Fred Graves (WR), Craig Johnson (QB), Alan Lowry (ST), Mike Munchak (OL), Marcus Robertson (Asst. Secondary), Jim Washburn (DL), Steve Watterson (strength & rehab.), John Zernelt (TE)

AMERICAN FOOTBALL CONFERENCE STANDINGS

AFC EAST	W	L	T	Pct
New England	16			

2006 SEASON (8-8 REGULAR SEASON, 0-0 PLAYOFFS) • 2ND PLACE AFC SOUTH

DATE	OPPONENT	SCORE	W/L	ATT
Sep. 10	N.Y. JETS	16-23	L	69,143
Sep. 17	at San Diego	7-40	L	64,344
Sep. 24	at Miami	10-13	L	72,733
Oct. 1	DALLAS	14-45	L	69,143
Oct. 8	at Indianapolis	13-14	L	57,021
Oct. 15	at Washington	25-22	W	88,550
Oct. 22	BYE			
Oct. 29	HOUSTON	28-22	W	69,143
Nov. 5	at Jacksonville	7-37	L	66,524
Nov. 12	BALTIMORE	26-27	L	69,143
Nov. 19	at Philadelphia	31-13	W	69,232
Nov. 26	N.Y. GIANTS	24-21	W	69,143
Dec. 3	INDIANAPOLIS	20-17	W	69,143
Dec. 10	at Houston	26-20*	W	70,760
Dec. 17	JACKSONVILLE	24-17	W	69,143
Dec. 24	at Buffalo	30-29	W	54,765
Dec. 31	NEW ENGLAND	23-40	L	69,143

* Overtime

	TITANS	OPP
Total First Downs	261	329
Rushing	105	121
Passing	133	181
Penalty	23	27
3rd Down: Made/Att	67/205	90/221
3rd Down Pct.	32.7	40.7
4th Down: Made/Att	7/17	10/17
4th Down Pct.	41.2	58.8
Possession Avg.	27:17	32:43
Total Net Yards	4810	5915
Avg. Per Game	300.6	369.7
Total Plays	945	1062
Avg. Per Play	5.1	5.6
Net Yards Rushing	2214	2313
Avg. Per Game	138.4	144.6
Total Rushes	469	506
Avg. Per Play	4.7	4.6
Net Yards Passing	2596	3602
Avg. Per Game	162.3	225.1
Sacked/Yards Lost	29/152	26/148
Gross Yards	2748	3750
Att./Comp.	447/226	530/335
Completion Pct.	50.6	63.2
Had Intercepted	19	17
Punts/Average	88/42.7	68/42.5
Net Punting Avg.	37.3	34.4
Penalties/Yards	94/803	102/906
Fumbles/Ball Lost	29/7	19/11
Touchdowns	36	46
Rushing	15	20
Passing	13	24
Returns	8	2

BY PERIODS	1	2	3	4	OT	PTS
Titans	52	87	81	98	6	324
Opponents	84	116	85	115	0	400

SCORING	TD	RU	PA	RT	PAT	FG	S	TP
Bironas	0	0	0	0	32/32	22/28	0	98
Henry	7	7	0	0	0/0	0/0	0	44
Young	7	7	0	0	0/0	0/0	0	44
A.Jones	4	0	0	4	0/0	0/0	0	24
B.Jones	4	0	4	0	0/0	0/0	0	24
Bennett	3	0	3	0	0/0	0/0	0	20
Scaife	3	1	2	0	0/0	0/0	0	18
Troupe	2	0	2	0	0/0	0/0	0	12
Wade	2	0	2	0	0/0	0/0	0	12
T.Brown	1	0	0	1	0/0	0/0	0	6
Bulluck	1	0	0	1	0/0	0/0	0	6
Hope	1	0	0	1	0/0	0/0	0	6
Finnegan	1	0	0	1	0/0	0/0	0	6
Titans	36	15	13	8	32/32	22/28	2	324
Opponents	46	20	24	2	41/44	27/33	0	400

2-Pt Conversions: Bennett, Henry, Young,
Titans 3-3, Opponents 1-2

RUSHING	No	Yds	Avg	Lg	TD
Henry	270	1211	4.5	70t	7
Young	83	552	6.7	39t	7
White	61	244	4.0	26	0
C.Brown	41	156	3.8	21	0
Hall	7	21	3.0	11	0
Scaife	1	13	13.0	13t	1
A.Jones	2	8	4.0	7	0
Roby	1	3	3.0	3	0
B.Jones	1	3	3.0	3	0

PASSING	Att	Cmp	Pct	Yards	Yds/Att	TD	Int	Lg	Sk/Yds	Rating
Young	357	184	51.5	2199	6.2	12	13	53	25/129	66.7
Collins	90	42	46.7	549	6.1	1	6	36	4/23	42.3
Titans	447	226	50.6	2748	6.1	13	19	53	29/152	61.8
Opponents	530	335	63.2	3750	7.1	24	17	68t	26/148	86.0

Givens	1	3	3.0	3	0
Nickey	1	0	0.0	0	0
Titans	469	2214	4.7	70t	15
Opponents	506	2313	4.6	73	20

RECEIVING	No	Yds	Avg	Lg	TD
Bennett	46	737	16.0	39	3
Wade	33	461	14.0	25	2
Scaife	29	370	12.8	34	2
B.Jones	27	384	14.2	53	4
Henry	18	78	4.3	12	0
Hall	15	138	9.2	28	0
White	14	60	4.3	13	0
Troupe	13	150	11.5	32	2
R.Williams	8	121	15.1	20	0
Givens	8	104	13.0	27	0
Hartsock	6	68	11.3	23	0
A.Jones	2	31	15.5	17	0
Roby	2	28	14.0	21	0
Cramer	2	8	4.0	6	0
C.Brown	2	4	2.0	4	0
Wallace	1	6	6.0	6	0
Titans	226	2748	12.2	53	13
Opponents	335	3750	11.2	68t	24

INTERCEPTIONS	No	Yds	Avg	Lg	TD
Hope	5	105	21.0	61t	1
A.Jones	4	130	32.5	83t	1
Thompson	3	14	4.7	11	0
Hill	2	20	10.0	11	0
Simron	1	13	13.0	13	0
Bulluck	1	0	0.0	0	0
Tulloch	1	0	0.0	0	0
Titans	17	282	16.6	83t	2
Opponents	19	250	13.2	55t	2

PUNTING	No	Yds	Avg	Net	TB	In	Lg	B
Henrich	88	3760	42.7	37.3	10	32	73	0
Titans	88	3760	42.7	37.3	10	32	73	0
Opponents	68	2888	42.5	34.4	4	18	61	1

PUNT RETURNS	No	FC	Yds	Avg	Lg	TD
A.Jones	34	3	440	12.9	90t	3
Wade	3	3	27	9.0	18	0
Titans	37	6	467	12.6	90t	3
Opponents	33	24	278	8.4	39	0

KICKOFF RETURNS	No	Yds	Avg	Lg	TD
Wade	50	1194	23.9	48	0
A.Jones	20	521	26.1	70	0
Scaife	4	64	16.0	18	0
Cramer	3	37	12.3	21	0
White	1	14	14.0	14	0
Hartsock	1	5	5.0	5	0
Titans	79	1835	23.2	70	0
Opponents	58	1263	21.8	52	0

FIELD GOALS	1-19	20-29	30-39	40-49	50+
Bironas	0-0	10-11	7-7	4-8	1-2
Titans	0-0	10-11	7-7	4-8	1-2
Opponents	1-1	10-11	6-10	10-10	0-1

Bironas/Titans: () () (51N, 22G) (33G, 39G) (22G, 47G) (32G, 26G, 30G) () () (21G, 41N, 43B) (36G) (48N, 49G) (25G, 60G) (41G, 33G) (44N, 27G) (42G, 20G, 30G) (25G, 23N, 27G, 27G)
Opponents: (18G, 34N, 30N) (28G, 31G, 35G, 44G) (40G, 30N, 39G) (26N, 43G) () () (27G) (47G, 21G, 39G) (27G, 40G) (42G, 38G) () (53N, 20G) (49G, 46G) (43G) (21G, 36G, 45G, 21G, 24G) (28G, 26G, 33N)

SACKS

Vanden Bosch 6.5, LaBoy 3.5, Starks 3.0, Bulluck 2.5,
Haynesworth 2.0, Finnegan 2.0, T.Brown 1.5, Mahelona 1.0,
A.Jones 1.0, Bockwoldt 1.0, Odom 0.5, Smith 0.5, Simron 0.5,
Tulloch 0.5
Titans 26.0, Opponents 29.0

TACKLES (Solo-Assists-Total)

Bulluck (107-54-161), Hope (99-29-128), Thornton (93-29-122),
Vanden Bosch (67-51-118), Simron (67-38-105), Thompson (58-
19-77), Smith (43-33-76), P.Jones (54-13-67), Hill (41-18-59),
Haynesworth (34-25-59), Finnegan (47-10-57), LaBoy (31-26-
57), Starks (36-20-56), T. Brown (33-18-51), Tulloch (23-14-37),
Conover (12-9-21), Mahelona (12-9-21), Fuller (11-4-15), Odom
(9-6-15), Bockwoldt (4-3-7), Scott (2-3-5), Woolfolk (4-0-4), Sav-
age (2-2-4), Amato (2-1-3), Reynolds (2-0-2), Lowry (0-1-1)
Team Totals: 893-435-1328

USUAL STARTING LINEUP

OFFENSE

WR Brandon Jones (81)
LT Michael Roos (71)
LG Jacob Bell (60)
C Kevin Mawae (68)
RG Benji Olson (75)
RT David Stewart (76)
TE Bo Scaife (80)
WR Drew Bennett (83)
FB Ahmad Hall (45)
QB Vince Young (10)
RB Travis Henry (20)

DEFENSE

LE Kyle Vanden Bosch (93)
LT Robaire Smith (98)
RT Albert Haynesworth (92)
RE Travis LaBoy (91)
LLB David Thornton (50)
MLB Peter Simron (59)
RLB Keith Bulluck (53)
LCB Reynaldo Hill (21)
RCB Pacman Jones (32)
SS Chris Hope (24)
FS Lamont Thompson (28)

SPECIALISTS

K Rob Bironas (2)
P Craig Henrich (15)

Pro Bowl

All-Pro

GM: Floyd Reese; **Head Coach:** Jeff Fisher

Asst. Coaches: Norm Chow (off. coord.), Jim Schwartz
(def. coord.), Dave McGinnis (Asst. head coach/LB),
Sherman Smith (Asst. head coach/RB), Matt Burke (def.
asst.), Chuck Cecil (S/nickel), Marty Galbraith (ST asst.),
Craig Johnson (QB), Alan Lowry (ST), Mike Munchak (

2005 SEASON (4-12 REGULAR SEASON, 0-0 PLAYOFFS) • 3RD PLACE AFC SOUTH

DATE	OPPONENT	SCORE	W/L	ATT
Sep. 11	at Pittsburgh	7-34	L	62,931
Sep. 18	BALTIMORE	25-10	W	69,149
Sep. 25	at St. Louis	27-31	L	65,835
Oct. 2	INDIANAPOLIS	10-31	L	69,149
Oct. 9	at Houston	34-20	W	70,430
Oct. 16	CINCINNATI	23-31	L	69,149
Oct. 23	at Arizona	10-20	L	39,482
Oct. 30	OAKLAND	25-34	L	69,149
Nov. 6	at Cleveland	14-20	L	72,594
Nov. 13	BYE			
Nov. 20	JACKSONVILLE	28-31	L	69,149
Nov. 27	SAN FRANCISCO	33-22	W	69,149
Dec. 4	at Indianapolis	3-35	L	57,228
Dec. 11	HOUSTON	13-10	W	69,149
Dec. 18	SEATTLE	24-28	L	69,149
Dec. 24	at Miami	10-24	L	72,001
Jan. 1	at Jacksonville	13-40	L	65,485

* Overtime

Player	No	Yds	Avg	Lg	TD
Roby	2	16	8.0	11	0
Bennett	1	3	3.0	3	0
Volek	1	3	3.0	3	0
B. Jones	1	1	1.0	1	0
Wade LG	1	1	1.0	1	0
Wade TM	1	1	1.0	1	0
Hentrich	1	0	0.0	0	0
Titans	397	1525	3.8	38t	8
Opponents	449	1894	4.2	52	12

(65-18-83), Thompson (63-15-78), Starks (40-38-78), LaBoy (36-28-64), P. Jones (43-10-53), Woolfolk (42-10-52), Odom (28-22-50), Long (30-19-49), Hill (40-6-46), Clauss (13-17-30), Boiman (13-15-28), Waddell (13-4-17), Reynolds (9-5-14), Schobel (7-4-11), Beckham (9-1-10), Sandy (1-1-2), Spencer (1-0-1), Nickey (1-0-1), Gardner (0-0-0), Fuller (0-0-0)

Team Totals: 779-401-1180

	TITANS	OPP
Total First Downs	279	294
Rushing	72	89
Passing	191	180
Penalty	16	25
3rd Down: Made/Att	75/218	71/200
3rd Down Pct.	34.4	35.5
4th Down: Made/Att	9/31	7/11
4th Down Pct.	29.0	63.6
Possession Avg.	31:13	28:47
Total Net Yards	5122	5110
Avg. Per Game	320.1	319.4
Total Plays	1022	960
Avg. Per Play	5.0	5.3
Net Yards Rushing	1525	1894
Avg. Per Game	95.3	118.4
Total Rushes	397	449
Avg. Per Play	3.8	4.2
Net Yards Passing	3597	3216
Avg. Per Game	224.8	201.0
Sacked/Yards Lost	31/200	41/246
Gross Yards	3797	3462
Att./Comp.	594/358	470/296
Completion Pct.	60.3	63.0
Had Intercepted	14	9
Punts/Average	78/43.2	85/44.1
Net Punting Avg.	78/37.8	85/37.5
Penalties/Yards	125/1002	95/718
Fumbles/Ball Lost	27/12	20/11
Touchdowns	33	51
Rushing	8	12
Passing	20	33
Returns	5	6

RECEIVING	No	Yds	Avg	Lg	TD
Bennett	58	738	12.7	55t	4
Kinney	55	543	9.9	27	2
Troupe	55	530	9.6	35	4
Scaife	37	273	7.4	19	2
Brown	25	327	13.1	57	2
B. Jones	23	299	13.0	38t	2
Calico	22	191	8.7	18	0
R. Williams	21	299	14.2	50t	2
Roby	21	289	13.8	32	1
Wade LG	14	120	8.6	17	0
Wade TM	4	40	10.0	15	0
Henry	13	117	9.0	42	0
Fleming	10	69	6.9	18	1
Payton	6	30	5.0	9	0
Nash	3	14	4.7	7	0
Guenther	2	13	6.5	8	0
Nickey	1	26	26.0	26	0
Small	1	6	6.0	6	0
Roos	1	-7	-7.0	-7	0
Titans	358	3797	10.6	57	20
Opponents	296	3462	11.7	63t	33

USUAL STARTING LINEUP

OFFENSE

WR Drew Bennett (83)
 LT Brad Hopkins (72)
 LG Zach Piller (69)
 C Justin Hartwig (77)
 RG Benji Olson (75)
 RT Michael Roos (71)
 TE Erron Kinney (88)
 WR Brandon Jones (81)
 FB/TE Troy Fleming (44)/Ben Troupe (84)
 QB **Steve McNair (9)**
 RB Chris Brown (29)

DEFENSE

LE **Kyle Vanden Bosch (93)**
 LT Randy Starks (90)
 RT Albert Haynesworth (92)
 RE Antwan Odom (98)
 LLB Peter Sirmon (59)
 MLB Brad Kassell (55)
 RLB Keith Bulluck (53)
 LCB Reynaldo Hill (21)
 RCB Pacman Jones (32)
 SS Tank Williams (25)
 FS Lamont Thompson (28)

SPECIALISTS

K Rob Bironas (2)
 P Craig Hentrich (15)

Pro Bowl

All-Pro

GM: Floyd Reese; Head Coach: Jeff Fisher

Asst. Coaches: Norm Chow (off. coord.), Jim Schwartz (def. coord.), George Henshaw (asst. head coach/off.), Dave McGinnis (LB), Chuck Cecil (S/nickel), Marty Galbraith (ST asst.), Ned James (off. asst.), Craig Johnson (QB), Alan Lowry (ST), Mike Munchak (OL), Ray Sherman (WR), Sherman Smith (RB), Jim Washburn (DL), Steve Watterson (strength and conditioning), Everett Withers (DB)

BY PERIODS	1	2	3	4	OT	PTS
Titans	50	88	83	78	0	299
Opponents	79	132	108	102	0	421

INTERCEPTIONS	No	Yds	Avg	Lg	TD
Hill	3	88	29.3	52t	1
Bulluck	2	16	8.0	16	0
Kassell	1	21	21.0	21t	1
Woolfolk	1	3	3.0	3	0
T. Williams	1	1	1.0	1	0
Thompson	1	0	0.0	0	0
Titans	9	129	14.3	52t	2
Opponents	14	293	20.9	85t	4

PUNTING	No	Yds	Avg	Net	TB	In	Lg	B
Hentrich	78	3371	43.2	37.8	14	21	59	0
Titans	78	3371	43.2	37.8	14	21	59	0
Opponents	85	3746	44.1	37.5	7	16	74	1

PUNT RETURNS	No	FC	Yds	Avg	Lg	TD
Wade LG	33	9	317	9.6	73t	1
P. Jones	29	8	272	9.4	52t	1
Thurman TM	9	5	31	3.4	11	0
B. Jones	5	0	75	15.0	32	0
Thompson	1	0	31	31.0	31	0
Ta. Williams	1	0	9	9.0	9	0
Titans	45	13	418	9.3	52t	1
Opponents	32	20	144	4.5	15	0

AMERICAN FOOTBALL CONFERENCE STANDINGS

AFC EAST	W	L	T	Pct
New England	10	6	0	.625
Miami	9	7	0	.562
Buffalo	5	11	0	.312
N.Y. Jets	4	12	0	.250
AFC NORTH	W	L	T	Pct
Cincinnati	11	5	0	.688
* Pittsburgh	11	5	0	.688
Baltimore	6	10	0	.375
Cleveland	6	10	0	.375
AFC SOUTH	W	L	T	Pct
Indianapolis	14	2	0	.875
* Jacksonville	12	4	0	.750
Tennessee	4	12	0	.250
Houston	2	14	0	.125
AFC WEST	W	L	T	Pct
Denver	13	3	0	.812
Kansas City	10	6	0	.625
San Diego	9	7	0	.562
Oakland	4	12	0	.250

SCORING	TD	RU	PA	RT	PAT	FG	S	TP
Bironas	0	0	0	0	30/32	23/29	0	99
Brown	7	5	2	0	0	0	0	42
Bennett	4	0	4	0	0	0	0	24
Troupe	4	0	4	0	0	0	0	24
B. Jones	2	0	2	0	0	0	0	12
Kinney	2	0	2	0	0	0	0	12
Odom	2	0	0	2	0	0	0	12
Payton	2	2	0	0	0	0	0	12
Scaife	2	0	2	0	0	0	0	12
R. Williams	2	0	2	0	0	0	0	12
Fleming	1	0	1	0	0	0	0	6
Hill	1	0	0	1	0	0	0	6
P. Jones	1	0	0	1	0	0	0	6
Kassell	1	0	0	1	0	0	0	6
McNair	1	1	0	0	0	0	0	6
Roby	1	0	1	0	0	0	0	6
Wade LG	1	0	0	1	0	0	0	6
Reynolds	0	0	0	0	0	1	2	0
Titans	33	8	20	5	30/32	23/29	1	299
Opponents	51	12	33	6	48/49	21/27	0	421

KICKOFF RETURNS	No	Yds	Avg	Lg	TD
P. Jones	43	1127	26.2	85	0
Roby	22	495	22.5	59	0
Payton	2	24	12.0	24	0
Thurman TM	2	42	21.0	25	0
Fleming	1	9	9.0	9	0
Titans	70	1697	24.2	85	0
Opponents	57	1290	22.6	50	0

FIELD GOALS	1-19	20-29	30-39	40-49	50+
Bironas	0/0	10/10	6/7	5/7	2/5
Titans	0/0	10/10	6/7	5/7	2/5
Opponents	1/1	6/6	9/14	5/5	0/1

Bironas/Titans: (47N) (39G, 29G, 47G) (41G, 39G) (34G, 38N) (52G, 58N, 49G) (24G, 29G, 47G) (53G) (39G, 24G) (50N) () (35G, 41G, 21G, 22G) (51N, 24G) (46N, 23G, 21G) (38G) (24G) ()
 Opponents: (44G, 27G) (30G) (46G) (20G) (32G, 38G, 43G, 47G) (52N, 21G) (33G, 24G) (22G, 32G) (37G, 19G, 39N) (31G) (34N) () (30G, 37B, 31N) (36B) (25G) (46G, 38G)

2-Pt Conversions: Titans 0-1, Opponents 2-2

RUSHING	No	Yds	Avg	Lg	TD
Brown	224	851	3.8	38t	5
Henry	88	335	3.8	29	0
McNair	32	139	4.3	19	1
Payton	33	105	3.2	15	2
Mauck	7	39	5.6	12	0
Nash	6	32	5.3	8	0

SACKS
 Vanden Bosch 12.5, LaBoy 6.5, Bulluck 5, Long 3.5, Haynesworth 3, Starks 3, Sirmon 2.5, Odom 2, Schobel 1, Thompson 1, Clauss 0.5, Waddell 0.5
Titans 41, Opponents 31

TACKLES (Solo-Assists-Total)
 Bulluck (106-44-150), Vanden Bosch (55-45-100), Sirmon (56-33-89), Kassell (56-33-89), Haynesworth (52-33-85), T. Williams

PASSING	Att	Cmp	Pct	Yards	Yds/Att	TD	Int	Lg	Sk/Yds	Rating
McNair	476	292	61.3	3161	6.64	16	11	57	20/134	82.4
Volek	88	50	56.8	474	5.39	4	2	55t	9/45	77.6
Mauck	27	15	55.6	136	5.04	0	1	17	1/8	53.9
Hentrich	2	1	50.0	26	13.0	0	0	26	0/0	95.8
Bennett	1	0	0.0	0	0.0	0	0	0	0/0	39.6
P. Jones	0	0	---	0	---	0	0	---	1/13	---
Titans	594	358	60.3	3797	6.39	20	14	57	31/200	80.3
Opponents	470	296	63.0	3462	7.37	33	9	63t	41/246	100.7

NATIONAL FOOTBALL CONFERENCE STANDINGS

NFC EAST	W	L	T	Pct
N.Y. Giants	11	5	0	.688
* Washington	10	6	0	.625
Dallas	9	7	0	.562
Philadelphia	6	10	0	.375
NFC NORTH	W	L	T	Pct
Chicago	11	5	0	.688
Minnesota	9	7	0	.562
Detroit	5	11	0	.312
Green Bay	4	12	0	.250</

2003 SEASON (12-4 REGULAR SEASON, 1-1 PLAYOFFS) • 2ND PLACE AFC SOUTH

DATE	OPPONENT	SCORE	W/L	ATT
Sep. 7	OAKLAND	25-20	W	68,809
Sep. 14	at Indianapolis	7-33	L	59,999
Sep. 21	NEW ORLEANS	27-12	W	68,809
Sep. 28	at Pittsburgh	30-13	W	63,244
Oct. 5	at New England	30-38	L	68,436
Oct. 12	HOUSTON	38-17	W	68,809
Oct. 19	at Carolina	37-17	W	72,851
Oct. 26	at Jacksonville	30-17	W	55,918
Nov. 2	BYE			
Nov. 9	MIAMI	31-7	W	68,809
Nov. 16	JACKSONVILLE	10-3	W	68,809
Nov. 23	at Atlanta	38-31	W	70,891
Dec. 1	at NY Jets	17-24	L	77,710
Dec. 7	INDIANAPOLIS	27-29	L	68,809
Dec. 14	BUFFALO	28-26	W	68,809
Dec. 21	at Houston	27-24	W	70,758
Dec. 28	TAMPA BAY	33-13	W	68,809
Jan. 3	at Baltimore	20-17	W	69,452
Jan. 10	at New England	14-17	L	68,436

* Overtime

	TITANS	OPP				
Total First Downs	310	275				
Rushing	84	79				
Passing	211	167				
Penalty	15	29				
3rd Down: Made/Att	86/211	51/184				
3rd Down Pct.	40.8	27.7				
4th Down: Made/Att	6/14	11/18				
4th Down Pct.	42.9	61.1				
Possession Avg.	32:52	27:08				
Total Net Yards	5501	4901				
Avg. Per Game	343.8	306.3				
Total Plays	1013	926				
Avg. Per Play	5.4	5.3				
Net Yards Rushing	1623	1295				
Avg. Per Game	101.4	80.9				
Total Rushes	486	342				
Avg. Per Play	3.3	3.8				
Net Yards Passing	3878	3606				
Avg. Per Game	242.4	225.4				
Sacked/Yards Lost	25/153	38/223				
Gross Yards	4031	3829				
Att./Comp.	502/315	546/332				
Completion Pct.	62.7	60.8				
Had Intercepted	9	21				
Punts/Average	71/43.9	78/42.2				
Net Punting Avg.	71/37.8	78/35.9				
Penalties/Yards	110/887	96/793				
Fumbles/Ball Lost	24/12	21/13				
Touchdowns	48	35				
Rushing	11	10				
Passing	30	20				
Returns	7	5				
BY PERIODS	1	2	3	4	OT	PTS
Titans	103	120	82	130	0	435
Opponents	52	75	75	122	0	324

SCORING	TD	RU	PA	RT	PAT	FG	S	TP
Anderson	0	0	0	0	42/42	27/31	0	123
Mason	8	0	8	0			0	48
McCareins	8	0	7	1			0	48
George	5	5	0	0			0	30
Calico	4	0	4	0			0	26
McNair	4	4	0	0			0	26
Bennett	4	0	4	0			0	24
Kinney	4	0	3	1			0	24
Holcombe	2	1	1	0			0	14
Henrich	0	0	0	0	1/1	4/5	0	13
Dyson	2	0	0	2			0	12
Wycheck	2	0	2	0			0	12
Boiman	1	0	0	1			1	8
Berlin	1	0	1	0			0	6
Bulluck	1	0	0	1			0	6
Rolle	1	0	0	1			0	6
Volek	1	1	0	0			0	6
Nedney	0	0	0	0	0/1	1/1	0	3
Titans	48	11	30	7	43/44	32/37	1	435
Opponents	35	10	20	5	34/34	26/30	0	324

2-Pt Conversions: Calico, McNair, Holcombe, Titans 3-4, Opponents 0-1

RUSHING	No	Yds	Avg	Lg	TD
George	312	1031	3.3	27	5
Brown	56	221	3.9	28	0
Holcombe	63	201	3.2	21	1
McNair	38	138	3.6	23	4

PASSING	Att	Cmp	Pct	Yards	Yds/Att	TD	Int	Lg	Sk/Yds	Rating
McNair	400	250	62.5	3215	8.04	24	7	73	19/108	100.4
Volek	69	44	63.8	545	7.90	4	1	50t	6/45	101.4
O'Donnell	27	18	66.7	232	8.59	2	1	34t	0/0	102.7
Henrich	5	2	40.0	25	5.00	0	0	15	0/0	56.3
Bennett	1	1	100.0	14	14.00	0	0	14	0/0	118.8
Titans	502	315	62.7	4031	8.03	30	9	73	25/153	100.3
Opponents	546	332	60.8	3829	7.01	20	21	86t	38/223	78.2

McCareins	1	13	13.0	13	0
Mason	3	11	3.7	7	0
Calico	1	5	5.0	5	0
Volek	11	4	0.4	5	1
O'Donnell	1	-1	-1.0	-1	0
Titans	486	1623	3.3	28	11
Opponents	342	1295	3.8	42	10

RECEIVING	No	Yds	Avg	Lg	TD
Mason	95	1303	13.7	50t	8
McCareins	47	813	17.3	73	7
Kinney	41	381	9.3	28	3
Bennett	32	504	15.8	48	4
George	22	163	7.4	22	0
Holcombe	19	121	6.4	11	1
Calico	18	297	16.5	45	4
Wycheck	17	165	9.7	25	2
Meier	13	159	12.2	27	0
Brown	8	61	7.6	11	0
Berlin	1	50	50.0	50t	1
McGarrahan	1	10	10.0	10	0
McNair	1	4	4.0	4	0
Titans	315	4031	12.8	73	30
Opponents	332	3829	11.5	86t	20

INTERCEPTIONS	No	Yds	Avg	Lg	TD
Rolle	6	141	23.5	52	0
Dyson	4	62	15.5	51t	2
Boiman	2	70	35.0	60t	1
Calmus	2	26	13.0	15	0
Bulluck	2	9	4.5	9	0
Tank Williams	2	0	0.0	0	0
Woolfolk	1	4	4.0	4	0
Beckham	1	0	0.0	0	0
Kearse	1	0	0.0	0	0
Titans	21	312	14.9	60t	3
Opponents	9	264	29.3	95t	3

PUNTING	No	Yds	Avg	Net	TB	In	Lg	B
Henrich	71	3117	43.9	37.8	8	26	58	0
Titans	71	3117	43.9	37.8	8	26	58	0
Opponents	78	3290	42.2	35.9	3	24	65	0

PUNT RETURNS	No	FC	Yds	Avg	Lg	TD
McCareins	29	17	330	11.4	58t	1
Mason	8	5	99	12.4	21	0
Titans	37	22	429	11.6	58t	1
Opponents	30	13	276	9.2	59t	1

KICKOFF RETURNS	No	Yds	Avg	Lg	TD
Schifino	35	703	20.1	39	0
McCareins	13	256	19.7	25	0
Mason	5	106	21.2	34	0
Jackson	3	77	25.7	31	0
Berlin	4	73	18.3	25	0
Holcombe	4	38	9.5	20	0
Kinney	3	37	12.3	17	0
Meier	1	9	9.0	9	0
Titans	68	1299	19.1	39	0
Opponents	81	1521	18.8	71	0

FIELD GOALS	1-19	20-29	30-39	40-49	50+
Anderson	0/0	5/5	12/12	10/14	0/0
Henrich	0/0	0/0	2/2	2/2	0/1
Nedney	0/0	0/0	0/0	0/0	1/1
Titans	0/0	5/5	14/14	12/16	1/2
Opponents	0/0	11/11	6/9	8/9	1/1

Anderson: () () (22G, 43G) () (43G, 46N, 33G, 37G, 41G) (33G) (40G, 32G, 34G) (43G, 43G, 33G) (35G) (33G, 48N) (44N, 22G) (35G) (40G, 40G) (29G, 39G, 41N) (41G, 26G) (37G, 33G, 43G, 23G)
 Henrich: (49G, 34G, 33G) () () () (48G) () () () () () (52N) () () ()
 Nedney: (50G) () () () () () () () () () () () ()
 Opponents: (47G, 47G) (29G, 41G, 23G, 48G) (31G) (26G, 23G, 30N) (34N, 39N, 48G) (29G) (53G) (49G) () (44N, 39G) (40G) (27G) (21G, 35G, 36G, 23G, 26G) (27G, 32G) (49G) (27G, 33G)

SACKS
 Kearse 9.5, Carter 5.5, Smith 4.5, Thomas 4.0, Bulluck 3.0, Hall 3.0, Haynesworth 2.5, Boiman 1.5, Calmus 1.0, Long 1.0, McGarrahan 1.0, Schulters 1.0, Tank Williams 0.5.
Titans 38.0, Opponents 25.0

TACKLES (Solo-Assists-Total)
 Bulluck (110-61-171), Sirmon (76-65-141), Schulters (68-21-89), Tank Williams (58-23-81), Carter (49-30-79), Smith (36-37-73), Kearse (40-27-67), Hall (42-24-66), Dyson (54-10-64), Calmus (34-27-61), Boiman (26-29-55), Haynesworth (25-24-49), Kassell

(23-18-41), Rolle (23-6-29), McGarrahan (20-7-27), Thomas (16-11-27), Atkins (11-9-20), Woolfolk (15-4-19), Beckham (16-1-17), Thompson (5-2-7), Echols (3-1-4), Long (2-0-2), Wells (1-0-1), Kramer (0-0-0), Nickey (0-0-0)
Team Totals: 753-437-1,190

USUAL STARTING LINEUP

OFFENSE

WR	Derrick Mason (85)
TE	Erron Kinney (88)
LT	Brad Hopkins (72)
LG	Zach Piller (69)
C	Justin Hartwig (77)
RG	Benji Olson (75)
RT	Fred Miller (71)
TE	Frank Wycheck (89)
WR	Drew Bennett (83)
WR	Justin McCareins (86)
QB	Steve McNair (9)
RB	Eddie George (27)

DEFENSE

LE	Kevin Carter (93)
LT	Robaire Smith (98)
RT	Albert Haynesworth (92)
RE	Jevon Kearse (90)
LLB	Peter Sirmon (59)
MLB	Rocky Calmus (54)
RLB	Keith Bulluck (53)
LCB	Andre Dyson (22)
RCB	Samari Rolle (21)
SS	Tank Williams (25)
FS	Lance Schulters (31)

SPECIALISTS

K	Gary Anderson (1)
P	Craig Hentrich (15)

NFL Co-MVP: Steve McNair
Pro Bowl
All-Pro

GM: Floyd Reese; **Head Coach:** Jeff Fisher
Asst. Coaches: Mike Heimerdinger (off. coord.), Jim Schwartz (def. coord.), George Henshaw (asst. head coach/off.), Gunther Cunningham (asst. head coach defense/LB), Chuck Cecil (def. asst.), Ned James (off. asst.), Craig Johnson (QB), Alan Lowry (ST), Mike Munchak (OL), Sherman Smith (RB), Steve Walters (WR), Jim Washburn (DL), Steve Watterson (strength & rehab.), Everett Withers (DB)

AMERICAN FOOTBALL CONFERENCE STANDINGS

AFC EAST	W	L	T	Pct
New England	14	2	0	.875
Miami	10	6	0	.625
Buffalo	6	10	0	.375
N.Y. Jets	6	10	0	.375
AFC NORTH	W	L	T	Pct
Baltimore	10	6	0	.625
Cincinnati	8	8	0	.500
Pittsburgh	6	10	0	.375
Cleveland	5	11	0	.312
AFC SOUTH	W	L	T	Pct
Indianapolis	12	4	0	.750
* Tennessee	12	4	0	.750
Jacksonville	5	11	0	.312
Houston	5	11	0	.312
AFC WEST	W	L	T	Pct
Kansas City	13	3	0	.812
* Denver	10	6	0	.625
Oakland	4	12	0	.250
San Diego	4	12	0	.250

NATIONAL FOOTBALL CONFERENCE STANDINGS

NFC EAST	W	L	T	Pct
Philadelphia	12	4	0	.750
* Dallas	10	6	0	.625

2002 SEASON (II-5 REGULAR SEASON, I-1 PLAYOFFS) • 1ST PLACE AFC SOUTH

DATE	OPPONENT	SCORE	W/L	ATT
Sep. 8	PHILADELPHIA	27-24	W	68,804
Sep. 15	at Dallas	13-21	L	62,527
Sep. 22	CLEVELAND	28-31*	L	68,804
Sep. 29	at Oakland	25-52	L	58,719
Oct. 6	WASHINGTON	14-31	L	68,804
Oct. 13	JACKSONVILLE	23-14	W	68,804
Oct. 20	BYE			
Oct. 27	at Cincinnati	30-24	W	52,822
Nov. 3	at Indianapolis	23-15	W	56,752
Nov. 10	HOUSTON	17-10	W	68,804
Nov. 17	PITTSBURGH	31-23	W	68,804
Nov. 24	at Baltimore	12-13	L	69,365
Dec. 1	at N.Y. Giants	32-29*	W	78,640
Dec. 8	INDIANAPOLIS	27-17	W	68,804
Dec. 16	NEW ENGLAND	24-7	W	68,809
Dec. 22	at Jacksonville	28-10	W	51,033
Dec. 29	at Houston	13-3	W	70,694
Jan. 11	PITTSBURGH	34-31*	W	68,809
Jan. 19	at Oakland	24-41	L	62,544

* Overtime

	TITANS	OPP
Total First Downs	312	297
Rushing	112	75
Passing	182	197
Penalty	18	25
3rd Down: Made/Att	94/216	76/202
3rd Down Pct.	43.5	37.6
4th Down: Made/Att	9/16	9/18
4th Down Pct.	56.3	50.0
Possession Avg.	32:47	27:13
Total Net Yards	5272	4964
Avg. Per Game	329.5	310.3
Total Plays	1032	974
Avg. Per Play	5.1	5.1
Net Yards Rushing	1952	1424
Avg. Per Game	122.0	89.0
Total Rushes	511	372
Avg. Per Play	3.8	3.8
Net Yards Passing	3320	3540
Avg. Per Game	207.5	221.3
Sacked/Yards Lost	21/121	40/213
Gross Yards	3441	3753
Att./Comp.	500/306	562/339
Completion Pct.	61.2	60.3
Had Intercepted	15	18
Punts/Average	66/41.3	77/41.6
Net Punting Avg.	66/33.9	77/36.2
Penalties/Yards	112/891	99/853
Fumbles/Ball Lost	20/10	22/11
Touchdowns	42	40
Rushing	16	7
Passing	22	27
Returns	4	6

BY PERIODS	1	2	3	4	OT	PTS
Titans	76	127	67	94	3	367
Opponents	72	71	68	110	3	324

SCORING	TD	RU	PA	RT	PAT	FG	S	TP
Nedney	0	0	0	0	36/36	25/31	0	111
George	14	12	2	0	0	0	0	86
Mason	5	0	5	0	0	0	0	30
K. Dyson	4	0	4	0	0	0	0	24
Simon	4	1	3	0	0	0	0	24
McNair	3	3	0	0	0	0	0	20
Bennett	2	0	2	0	0	0	0	12
McCareins	2	0	2	0	0	0	0	12
Wycheck	2	0	2	0	0	0	0	12
Bulluck	1	0	0	1	0	0	0	6
Coady	1	0	0	1	0	0	0	6
A. Dyson	1	0	0	1	0	0	0	6
Green	1	0	1	0	0	0	0	6
Meier	1	0	1	0	0	0	0	6
Simon	1	0	0	1	0	0	0	6
Titans	42	16	22	4	36/36	25/31	0	367
Opponents	40	7	27	6	36/36	14/21	0	324

2-Pt Conversions: George, McNair, Titans 2-6, Opponents 3-4

RUSHING	No	Yds	Avg	Lg	TD
George	343	1165	3.4	35	12
McNair	82	440	5.4	26	3
Holcombe	47	242	5.1	39	0
Green	21	71	3.4	12	0
McCareins	2	18	9.0	16	0
Simon	9	18	2.0	13	1
Hentrich	1	5	5.0	5	0

PASSING	Att	Cmp	Pct	Yards	Yds/Att	TD	Int	Lg	Sk/Yds	Rating
McNair	492	301	61.2	3387	6.88	22	15	55	21/121	84.0
O'Donnell	5	3	60.0	24	4.80	0	0	0	0/0	72.1
Wycheck	2	1	50.0	13	6.50	0	0	13	0/0	70.8
Hentrich	1	1	100.0	17	17.0	0	0	17	0/0	118.8
Titans	500	306	61.2	3441	6.88	22	15	55	21/121	83.9
Opponents	562	339	60.3	3753	6.68	27	18	75	40/213	82.8

RECEIVING	No	Yds	Avg	Lg	TD
Mason	79	1012	12.8	40	5
K. Dyson	41	460	11.2	40	4
Wycheck	40	346	8.7	19	2
George	36	255	7.1	14t	2
Bennett	33	478	14.5	53	2
McCareins	19	301	15.8	55	2
Simon	16	167	10.4	42t	3
Kinney	13	173	13.3	31	0
Holcombe	10	91	9.1	18	0
Comella	10	70	7.0	17	0
Green	7	57	8.1	21	1
Meier	1	17	17.0	17t	1
Berlin	1	14	14.0	14	0
Titans	306	3441	11.2	55	22
Opponents	339	3753	11.1	75	27

INTERCEPTIONS	No	Yds	Avg	Lg	TD
Schulters	6	56	9.3	28	0
Simon	3	88	29.3	32t	1
A. Dyson	3	27	9.0	16t	1
Rolle	2	0	0.0	0	0
Coady	1	24	24.0	24t	1
Bulluck	1	5	5.0	5	0
Williams	1	0	0.0	0	0
Mitchell	1	-2	-2.0	-2	0
Titans	18	198	11.0	32t	3
Opponents	15	179	11.9	82t	2

PUNTING	No	Yds	Avg	Net	TB	In	Lg	B
Hentrich	65	2725	41.9	33.9	5	28	56	1
Titans	66	2725	41.3	33.9	5	28	56	1
Opponents	77	3202	41.6	36.2	10	22	61	1

PUNT RETURNS	No	FC	Yds	Avg	Lg	TD
Simon	13	6	113	8.7	30	0
Mason	9	12	60	6.7	21	0
McCareins	6	4	44	7.3	16	0
Titans	28	22	217	7.8	30	0
Opponents	28	19	390	13.9	83t	3

KICKOFF RETURNS	No	Yds	Avg	Lg	TD
Simon	20	371	18.6	29	0
Berlin	13	260	20.0	32	0
McCareins	13	300	23.1	48	0
Kinney	3	41	13.7	25	0
Green	1	10	10.0	10	0
Titans	50	982	19.6	48	0
Opponents	74	1482	20.0	54	0

FIELD GOALS	1-19	20-29	30-39	40-49	50+
Nedney	0/0	9/9	10/12	5/8	1/2
Titans	0/0	9/9	10/12	5/8	1/2
Opponents	1/2	3/3	5/7	4/6	1/3

Nedney: (33G, 47G) (37G, 53G) () () () (40G, 26G, 33G, 32N) (33G, 28G, 46G) (28G, 34G, 39G) (49N, 24G) (39N, 43G) (32G, 37G, 40G, 21G) (54N, 38G) (35G, 29G) (45N, 28G) (46N) (28G, 26G)
Opponents: (30G) () (52N, 33G) (28G) (31G) () (44G) (46N) (51G) (31N, 37N) (26G, 43G) (38G, 36G, 19G) (44G, 44N) () (24G) (50N, 19N, 42G)

SACKS
Carter 10.0, C. Hall 8.0, Ford 3.5, Smith 2.5, Kearse 2.0, Schulters 2.0, Simon 2.0, Thornton 2.0, Williams 2.0, Bulluck 1.0, A. Dyson 1.0, Godfrey 1.0, Haynesworth 1.0, J. Thomas 1.0
Titans 40.0, Opponents 21.0

TACKLES (Solo-Assists-Total)
Bulluck (116-64-180), Simon (83-47-130), Schulters (75-19-94), Smith (41-32-73), Carter (42-29-71), Hall (43-27-70), Williams (55-14-69), A. Dyson (54-7-61), Haynesworth (31-24-55), Mitchell (40-11-51), Ford (24-21-45), Rolle (37-7-44), Godfrey (27-17-44), Thornton (21-23-44), Chamberlin (14-13-27), Echols (13-6-19), Thomas (11-5-16), Calmus (9-4-13), Aldridge (8-5-13), Coady (10-2-12), Kearse (6-5-11), Morris (7-2-9), Boiman (1-5-6), Beckham (1-0-1), Kassell (0-1-1)
Team Totals: 769-390-1159

USUAL STARTING LINEUP

OFFENSE
WR Derrick Mason (85)
TE/FB Erron Kinney (88)/Greg Comella (33)
LT Brad Hopkins (72)
LG Zach Piller (69)
C Gennaro DiNapoli (64)
RG Benji Olson (75)
RT Fred Miller (71)
TE Frank Wycheck (89)
WR Kevin Dyson (87)
QB Steve McNair (9)
RB Eddie George (27)

DEFENSE
LE Kevin Carter (93)
LT John Thornton (78)
RT Henry Ford (92)
RE Carlos Hall (97)
LLB Peter Sirmon (59)
MLB Randall Godfrey (56)
RLB Keith Bulluck (53)
LCB Andre Dyson (22)
RCB Samari Rolle (21)
SS Tank Williams (25)
FS Lance Schulters (31)

SPECIALISTS
K Joe Nedney (6)
P Craig Hentrich (15)

Pro Bowl
All-Pro

GM: Floyd Reese; **Head Coach:** Jeff Fisher
Asst. Coaches: Mike Heimerdinger (off. coord.), Jim Schwartz (def. coord.), George Henshaw (asst. head coach/off.), Gunther Cunningham (asst. head coach defense/LB), Chuck Cecil (def. asst.), Ned James (off. asst.), Craig Johnson (QB), Alan Lowry (ST), Mike Munchak (OL), Sherman Smith (RB), Steve Walters (WR), Jim Washburn (DL), Steve Watterson (strength & rehab.), Everett Withers (DB)

AMERICAN FOOTBALL CONFERENCE STANDINGS

AFC EAST	W	L	T	Pct
N.Y. Jets	9	7	0	.562
New England	9	7	0	.562
Miami	9	7	0	.562
Buffalo	8	8	0	.500
AFC NORTH	W	L	T	Pct
Pittsburgh	10	5	1	.656
* Cleveland	9	7	0	.562
Baltimore	7	9	0	.438
Cincinnati	2	14	0	.125
AFC SOUTH	W	L	T	Pct
Tennessee	11	5	0	.688
* Indianapolis	10	6	0	.625
Jacksonville	6	10	0	.375
Houston	4	12	0	.250
AFC WEST	W	L	T	Pct
Oakland	11	5	0	.688
Denver	9	7	0	.562
San Diego	8	8	0	.500
Kansas City	8	8	0	.500

NATIONAL FOOTBALL CONFERENCE STANDINGS

NFC EAST	W	L	T	Pct
Philadelphia	12	4	0	.750
* N.Y. Giants	10	6	0	.625
Washington	7	9	0	.438
Dallas	5	11	0	.312
NFC NORTH	W	L	T	Pct
Green Bay	12	4	0	.750
Minnesota	6	10	0	.375
Chicago	4	12	0	.250
Detroit	3	13	0	.188
NFC SOUTH	W	L	T	Pct
Tampa Bay	12	4	0	.750
* Atlanta	9	6	1	.594
New Orleans	9	7	0	.562
Carolina	7	9	0	

2001 SEASON (7-9 REGULAR SEASON, 0-0 PLAYOFFS) · 3RD PLACE AFC CENTRAL (TIED)

DATE	OPPONENT	SCORE	W/L	ATT
Sep. 9	MIAMI	23-31	L	68,798
Sep. 23	at Jacksonville	6-13	L	65,994
Sep. 30	BYE			
Oct. 7	at Baltimore	7-26	L	69,494
Oct. 14	TAMPA BAY	31-28*	W	68,798
Oct. 21	at Detroit	27-24	W	76,940
Oct. 29	at Pittsburgh	7-34	L	63,763
Nov. 4	JACKSONVILLE	28-24	W	68,798
Nov. 12	BALTIMORE	10-16	L	68,798
Nov. 18	at Cincinnati	20-7	W	63,865
Nov. 25	PITTSBURGH	24-34	L	68,801
Dec. 2	at Cleveland	31-15	W	72,818
Dec. 9	at Minnesota	24-42	L	64,271
Dec.16	GREEN BAY	26-20	W	68,804
Dec. 22	at Oakland	13-10	W	61,934
Dec. 30	CLEVELAND	38-41	L	68,798
Jan. 6	CINCINNATI	21-23	L	68,798

* Overtime

	TITANS	OPP
Total First Downs	288	300
Rushing	87	79
Passing	179	192
Penalty	22	29
3rd Down: Made/Att	98/233	74/212
3rd Down Pct.	42.1	34.9
4th Down: Made/Att	2/15	7/14
4th Down Pct.	13.3	50.0
Possession Avg.	31:29	28:31
Total Net Yards	5352	5515
Avg. Per Game	334.5	344.7
Total Plays	1026	996
Avg. Per Play	5.2	5.5
Net Yards Rushing	1794	1431
Avg. Per Game	112.1	89.4
Total Rushes	468	405
Avg. Per Play	3.8	3.5
Net Yards Passing	3558	4084
Avg. Per Game	222.4	255.3
Sacked/Yards Lost	43/309	32/175
Gross Yards	3867	4259
Att./Comp.	515/307	559/328
Completion Pct.	59.6	58.7
Had Intercepted	17	13
Punts/Average	85/42.0	82/41.3
Net Punting Avg.	85/37.0	82/35.7
Penalties/Yards	119/1025	88/832
Fumbles/Ball Lost	18/11	21/11
Touchdowns	39	46
Rushing	12	17
Passing	23	27
Returns	4	2

BY PERIODS	1	2	3	4	OT	PTS
Titans	84	73	90	86	3	336
Opponents	61	127	74	126	0	388

SCORING	TD	RU	PA	RT	PAT	FG	S	TP
Nedney	0	0	0	0	34/35	20/28	0	94
Mason	10	0	9	1			0	62
K. Dyson	7	0	7	0			0	44
George	5	5	0	0			0	30
McNair	5	5	0	0			0	30
Wycheck	4	0	4	0			0	24
Green	2	1	1	0			0	12
Mitchell	2	0	0	2			0	12
Bennett	1	0	1	0			0	8
Hicks	1	1	0	0			0	6
Kinney	1	0	1	0			0	6
Myers	1	0	0	1			0	6
Fisk	0	0	0	0			1	2
Titans	38	12	23	4	34/35	20/28	1	336
Opponents	46	17	27	2	44/44	22/29	0	388

2-Pt Conversions: Mason, K. Dyson, Bennett, Titans 3-4, Opponents 1-2

RUSHING	No	Yds	Avg	Lg	TD
George	315	939	3.0	27	5
McNair	75	414	5.5	24	5
Hicks	56	341	6.1	51	1
Green	15	71	4.7	21	1
O'Donnell	6	28	4.7	15	0
Wycheck	1	1	1.0	1	0
Titans	468	1794	3.8	51	12
Opponents	405	1431	3.5	48t	17

PASSING	Att	Cmp	Pct	Yards	Yds/Att	TD	Int	Lg	Sk/Yds	Rating
McNair	431	264	61.3	3350	7.77	21	12	71t	37/251	90.2
O'Donnell	76	42	55.3	496	6.53	2	2	35t	6/58	73.1
Volek	3	0	0.0	0	0.00	0	0	0	0/0	39.6
Green	2	0	0.0	0	0.00	0	2	0	0/0	0.0
Hentrich	2	0	0.0	0	0.00	0	1	0	0/0	0
Wycheck	1	1	100.0	21	21.00	0	0	21	0/0	118.8
Titans	515	307	59.6	3867	7.51	23	17	71t	43/309	84.2
Opponents	559	328	58.7	4259	7.62	27	13	78	32/175	89.1

RECEIVING	No	Yds	Avg	Lg	TD
Mason	73	1128	15.5	71t	9
Wycheck	60	672	11.2	30	4
K. Dyson	54	825	15.3	68t	7
George	37	279	7.5	25	0
Kinney	25	263	10.5	24	1
Bennett	24	329	13.7	50	1
Green	12	64	5.3	10	1
Sanders	5	74	14.8	22	0
Hicks	5	22	4.4	9	0
McCareins	3	88	29.3	36	0
Meier	3	31	10.3	18	0
Natkin	2	42	21.0	27	0
Berlin	2	28	14.0	19	0
Coleman	1	19	19.0	19	0
Ours	1	3	3.0	3	0
Titans	307	3867	12.6	71t	23
Opponents	328	4259	13.0	78	27

INTERCEPTIONS	No	Yds	Avg	Lg	TD
A. Dyson	3	36	12.0	36	0
Rolle	3	3	1.0	3	0
Bulluck	2	21	10.5	21	0
Robinson	2	13	6.5	13	0
Godfrey	1	5	5.0	5	0
Booker	1	0	0.0	0	0
Favors	1	0	0.0	0	0
Titans	13	78	6.0	36	0
Opponents	17	163	9.6	45t	2

PUNTING	No	Yds	Avg	Net	TB	In	Lg	B
Hentrich	85	3567	42.0	37.0	8	28	70	0
Titans	85	3567	42.0	37.0	8	28	70	0
Opponents	82	3388	41.3	35.7	9	25	58	1

PUNT RETURNS	No	FC	Yds	Avg	Lg	TD
Mason	20	19	128	6.4	20	0
J. Walker	14	4	125	8.9	36	0
McCareins	2	0	29	14.5	18	0
Titans	36	23	282	7.8	36	0
Opponents	36	20	264	7.3	31	0

KICKOFF RETURNS	No	Yds	Avg	Lg	TD
Mason	34	748	22.0	101t	1
Berlin	13	253	19.5	32	0
Coleman	11	251	22.8	34	0
McCareins	4	70	17.5	21	0
J. Walker	3	33	11.0	19	0
Green	2	20	10.0	12	0
Bennett	1	11	11.0	11	0
Kinney	1	13	13.0	13	0
Long	1	10	10.0	10	0
Rolle	1	3	3.0	3	0
Titans	71	1413	19.9	101t	1
Opponents	57	1418	24.9	81	0

FIELD GOALS	1-19	20-29	30-39	40-49	50+
Nedney	0/0	6/6	5/5	8/15	1/2
Titans	0/0	6/6	5/5	8/15	1/2
Opponents	0/0	4/4	15/17	2/7	1/1

Nedney: (51G) (47N, 22G, 43G) (46N) (44G, 45G, 47N, 49G) (38G, 4G, 30G, 46G) (48N) (51N, 46G) (48N, 27G) (41G, 37G) (49G) (29G) (37G) (44N, 24G) (22G, 21G) (31G) ()

Opponents: (37G) (35G, 37N, 39G) (26G, 25G) () (40B, 23G) (48N, 42G, 27G) (38G) (31G, 33G, 30G) () (39G, 47N, 37G) () () (33G, 54G) (40N, 35G, 33N, 42N) (30G, 44G) (30G, 33G, 34G)

SACKS

Kearse 10.0, Evans 5.5, Fisk 2.5, Carter 2.0, Rolle 2.0, Smith 2.0, Favors 1.5, Morris 1.5, Bulluck 1.0, Chamberlin 1.0, Ford 1.0, Godfrey 1.0, Robinson 1.0

Titans 32.0, Opponents 43.0

TACKLES (Solo-Assists-Total)

Godfrey (79-32-111), Robinson (58-43-101) Phenix (63-24-87), Evans (53-24-77), Fisk (38-30-68), Kearse (39-25-64), Bulluck (35-29-64), Carter (39-22-61), Favors (34-27-61), A. Dyson (52-6-58), Rolle (52-4-56), Morris (34-12-46), Ford (24-20-44), Jenkins (12-3-15), Porter (26-5-31), Bishop (22-5-27), Mitchell (22-3-25), Salave'a (6-12-18), J. Walker (8-9-17), Smith (8-8-16), Chamberlin (12-3-15), Booker (6-2-8), Myers (2-2-4), Thomas (2-1-3), Green (1-0-1)

Team Totals: 751-352-1103

USUAL STARTING LINEUP**OFFENSE**

WR Derrick Mason (85)
TE/FB Erron Kinney (88)
LT Brad Hopkins (72)
LG Zach Piller (69)
C Bruce Matthews (74)
RG Benji Olson (75)
RT Fred Miller (71)
TE Frank Wycheck (89)
WR Kevin Dyson (87)
QB Steve McNair (9)
RB Eddie George (27)

DEFENSE

LE Kevin Carter (93)
LT Josh Evans (91)
RT Jason Fisk (97)
RE Jevon Kearse (90)
LLB Greg Favors (51)
MLB Randall Godfrey (56)
RLB Eddie Robinson (55)
LCB Andre Dyson (22)
RCB Samari Rolle (21)
SS Aric Morris (28)
FS Perry Phenix (35)

SPECIALISTS

K Joe Nedney (6)
P Craig Hentrich (15)

Pro BowlAll-Pro

GM: Floyd Reese; Head Coach: Jeff Fisher

Asst. Coaches: Mike Heimerdinger (off. coord.), Jim Schwartz (def. coord.), George Henshaw (asst. head coach/off.), Gunther Cunningham (asst. head coach defense/LB), Chuck Cecil (def. asst.), Craig Johnson (off. asst.), Alan Lowry (ST), Mike Munchak (OL), Sherman Smith (RB), Steve Walters (WR), Jim Washburn (DL), Steve Watterson (strength & rehab.), Everett Withers (DB)

AMERICAN FOOTBALL CONFERENCE STANDINGS

AFC EAST	W	L	T	Pct
New England	11	5	0	.688
* Miami	11	5	0	.688
* N.Y. Jets	10	6	0	.625
Indianapolis	6	10	0	.375
Buffalo	3	13	0	.188
AFC CENTRAL	W	L	T	Pct
Pittsburgh	13	3	0	.812
* Baltimore	10	6	0	.625
Cleveland	7	9	0	.438
Tennessee	7	9	0	.438
Jacksonville	6	10	0	.375
Cincinnati	6	10	0	.375
AFC WEST	W	L	T	Pct
Oakland	10	6	0	.625
Seattle	9	7	0	.562
Denver	8	8	0	.500
Kansas City	6	10	0	.375
San Diego	5	11	0	.312

2000 SEASON (13-3 REGULAR SEASON, 0-1 PLAYOFFS) · 1ST PLACE AFC CENTRAL

DATE	OPPONENT	SCORE	W/L	ATT
Sep. 3	at Buffalo	13-16	L	77,492
Sep. 10	KANSAS CITY	17-14*	W	68,203
Sep. 17	BYE			
Sep. 24	at Pittsburgh	23-20	W	51,769
Oct. 1	NY GIANTS	28-14	W	68,341
Oct. 8	at Cincinnati	23-14	W	63,406
Oct. 16	JACKSONVILLE	27-13	W	68,498
Oct. 22	at Baltimore	14-6	W	69,200
Oct. 30	at Washington	27-21	W	83,472
Nov. 5	PITTSBURGH	9-7	W	68,498
Nov. 12	BALTIMORE	23-24	L	68,490
Nov. 19	CLEVELAND	24-10	W	68,498
Nov. 26	at Jacksonville	13-16	L	65,454
Dec. 3	at Philadelphia	15-13	W	65,639
Dec. 10	CINCINNATI	35-3	W	68,498
Dec. 17	at Cleveland	24-0	W	72,318
Dec. 25	DALLAS	31-0	W	68,498
Jan. 7	BALTIMORE	10-24	L	68,527

* Overtime

		TITANS	OPP
Total First Downs		299	215
Rushing		107	62
Passing		167	134
Penalty		25	19
3rd Down: Made/Att		97/228	68/221
3rd Down Pct.		42.5	30.8
4th Down: Made/Att		4/11	1/12
4th Down Pct.		36.4	8.3
Possession Avg.		33:48	26:12
Total Net Yards		5350	3814
Avg. Per Game		334.4	238.4
Total Plays		1036	908
Avg. Per Play		5.2	4.2
Net Yards Rushing		2085	1390
Avg. Per Game		130.3	86.9
Total Rushes		546	387
Net Yards Passing		3265	2424
Avg. Per Game		204.1	151.5
Sacked/Yards Lost		28/165	55/337
Gross Yards		3430	2761
Att./Comp.		462/286	466/242
Completion Pct.		61.9	51.9
Had Intercepted		16	17
Punts/Average		76/40.8	105/42.7
Net Punting Avg.		76/36.3	105/35.0
Penalties/Yards		107/870	97/778
Fumbles/Ball Lost		24/14	39/13
Touchdowns		38	20
Rushing		14	7
Passing		18	10
Returns		6	3

BY PERIODS	1	2	3	4	OT	PTS
Titans	65	111	75	92	3	346
Opponents	36	50	30	75	0	191

SCORING	TD	RU	PA	RT	PAT	FG	S	TP
Del Greco	0	0	0	0	37/38	27/33	0	118
George	16	14	2	0	0	0	0	96
Mason	6	0	5	1	0	0	0	36
Wycheck	4	0	4	0	0	0	0	24
Neal	2	0	2	0	0	0	0	12
Thigpen	2	0	2	0	0	0	0	12
Bulluck	1	0	0	1	0	0	0	6
K.Dyson	1	0	1	0	0	0	0	6
Ford	1	0	0	1	0	0	0	6
Godfrey	1	0	0	1	0	0	0	6
Kinney	1	0	1	0	0	0	0	6
Phenix	1	0	0	1	0	0	0	6
Rolle	1	0	0	1	0	0	0	6
Thomas	1	0	1	0	0	0	0	6
Hentrich	0	0	0	0	0/0	0/1	0	0
Titans	38	14	18	6	37/38	27/34	0	346
Opponents	20	7	10	3	20/20	17/22	0	191

2-Pt Conversions: Titans 0-0, Opponents 0-0

RUSHING	No	Yds	Avg	Lg	TD
George	403	1509	3.7	35t	14
McNair	71	404	5.7	25	0
Thomas	61	175	2.9	20	0
Mason	1	1	1.0	1	0
Neal	1	-2	-2.0	-2	0
O'Donnell	9	-2	-2.2	4	0
Titans	546	2085	3.8	35t	14
Opponents	387	1390	3.6	80t	7

PASSING	Att	Cmp	Pct	Yards	Yds/Att	TD	Int	Lg	Sk/Yds	Rating
McNair	396	248	62.6	2847	7.19	15	13	56t	24/141	83.2
O'Donnell	64	36	56.3	530	8.28	2	3	67	3/23	74.3
Wycheck	2	2	100.0	53	26.50	1	0	30t	0/0	158.3
Titans	462	286	61.9	3430	7.42	18	16	67	28/165	83.2
Opponents	466	242	51.9	2761	5.92	10	17	48	55/337	62.0

RECEIVING	No	Yds	Avg	Lg	TD
Wycheck	70	636	9.1	26	4
Mason	63	895	14.2	34	5
George	50	453	9.1	24	2
Sanders	33	536	16.2	54	0
Kinney	19	197	10.4	19	1
Thigpen	15	289	19.3	56t	2
Pickens	10	242	24.2	67	0
Neal	9	31	3.4	8	2
Thomas	8	35	4.4	9t	1
Dyson	6	104	17.3	30t	1
Roan	3	12	4.0	6	0
Titans	286	3430	12.0	67	18
Opponents	242	2761	11.4	48	10

INTERCEPTIONS	No	Yds	Avg	Lg	TD
Rolle	7	140	20.0	81t	1
Sidney	3	19	6.3	19	0
Godfrey	2	25	12.5	24t	1
D. Walker	2	4	2.0	4	0
Phenix	1	87	87.0	87t	1
Bulluck	1	8	8.0	8t	1
Booker	1	2	2.0	2	0
Titans	17	285	16.8	87t	4
Opponents	16	236	14.8	42t	3

PUNTING	No	Yds	Avg	Net	TB	In	Lg	B
Hentrich	76	3101	40.8	36.3	9	33	67	0
Titans	76	3101	40.8	36.3	9	33	67	0
Opponents	105	4484	42.7	35.0	7	30	64	0

PUNT RETURNS	No	FC	Yds	Avg	Lg	TD
Mason	51	17	662	13.0	69t	1
Thigpen	1	1	9	9.0	9	0
D. Walker	1	0	0	0.0	0	0
Titans	53	18	671	12.7	69t	1
Opponents	28	21	160	5.7	20	0

KICKOFF RETURNS	No	Yds	Avg	Lg	TD
Mason	42	1132	27.0	66	0
Coleman	2	54	27.0	27	0
Leach	1	10	10.0	10	0
Neal	1	15	15.0	15	0
Thornton	1	16	16.0	16	0
Titans	47	1227	26.1	66	0
Opponents	76	1587	20.9	38	0

FIELD GOALS	1-19	20-29	30-39	40-49	50+
Del Greco	0/0	13/15	7/8	6/9	1/1
Hentrich	0/0	0/0	0/0	0/0	0/1
Titans	0/0	13/15	7/8	6/9	1/2
Opponents	0/0	5/5	6/8	6/7	0/2

Del Greco:(38G, 27G) (36G) (24G, 40G, 40G) (46N) (22G, 41G, 33N, 34G) (26G, 44N, 28G) () (46G, 21G) (21G, 24N, 31G, 29G) (23G, 43N) (22G) (30G, 38G, 28N) (26G, 42G, 22G, 44G, 50G) () (33G) (21G)
Hentrich: (60N) () () () () () () () () () () () ()
Opponents: (51N, 42G, 41G, 33G) (36N) (32G, 32G, 50N) () (35B, 46N) (23G, 45G) (21G, 38G) () () (45G) (38G) (27G, 20G, 38G) (23G, 40G) (45G) () ()
SACKS
 Kearsse 11.5, Holmes 8.0, Favors 5.5, Robinson 4.0, Salave'a 4.0, Thornton 4.0, Embray 3.5, Godfrey 3.0, Bishop 2.5, Smith 2.5, Fisk 2.0, Ford 2.0, Rolle 1.5, Killens 1.0
Titans 55.0, Opponents 28.0

TACKLES (Solo-Assists-Total)
 Godfrey (97-72-169), Bishop (76-29-105), Robertson (62-30-92), Robinson (59-32-91), Kearsse (53-31-84), Fisk (41-35-76), Holmes (44-29-73), Favors (37-24-61), Thornton (27-28-55), Ford (28-19-47), Salave'a (22-21-43), Walker (40-3-43), Rolle (27-15-42), Phenix (20-5-25), Sidney (15-6-21), Bulluck (13-8-21), Booker (11-9-20), Embray (7-9-16), Myers (8-3-11), McCullough (6-2-8), Smith (4-2-6), Chamberlin (0-2-2), Killens (2-0-2), Morris (0-1-1)
Team Totals: 693-416-1109

USUAL STARTING LINEUP

OFFENSE

WR Derrick Mason (85)
LT Brad Hopkins (72)
LG Bruce Matthews (74)
 C Kevin Long (60)
 RG Benji Olson (75)
 RT Fred Miller (71)
TE Frank Wycheck (89)
 WR Chris Sanders (81)
QB Steve McNair (9)
RB Eddie George (27)
 FB Lorenzo Neal (41)

DEFENSE

LE Jevon Kearse (90)
 LT John Thornton (78)
 RT Jason Fisk (97)
 RE Kenny Holmes (99)
 LLB Greg Favors (51)
 MLB Randall Godfrey (56)
 RLB Eddie Robinson (55)
 LCB Denard Walker (25)
RCB Samari Rolle (21)
SS Blaine Bishop (23)
 FS Marcus Robertson (31)

SPECIALISTS

K Al Del Greco (3)
 P Craig Hentrich (15)

Pro Bowl
 All-Pro

GM: Floyd Reese; **Head Coach:** Jeff Fisher
Asst. Coaches: Mike Heimerdinger (off. coord.), Gregg Williams (def. coord.), George Henshaw (asst. head coach/off.), Jerry Gray (DB), Craig Johnson (off. asst.), Alan Lowry (ST), Mike Munchak (OL), Jim Schwartz (LB), Sherman Smith (RB), Ronnie Vinkler (def. asst.), Steve Walters (WR), Jim Washburn (DL), Steve Watterson (strength & rehab.)

AMERICAN FOOTBALL CONFERENCE STANDINGS

AFC EAST	W	L	T	Pct
Miami	11	5	0	.688
* Indianapolis	10	6	0	.625
N.Y. Jets	9	7	0	.563
Buffalo	8	8	0	.500
New England	5	11	0	.313

AFC CENTRAL	W	L	T	Pct
Tennessee	13	3	0	.813
* Baltimore	12	4	0	.750
Pittsburgh	9	7	0	.563
Jacksonville	7	9	0	.438
Cincinnati	4	12	0	.250
Cleveland	3	13	0	.188

AFC WEST	W	L	T	Pct
Oakland	12	4	0	.750
* Denver	11	5	0	.688
Kansas City	7	9	0	.438
Seattle	6	10	0	.375
San Diego	1	15	0	.063

NATIONAL FOOTBALL CONFERENCE STANDINGS

NFC EAST	W	L	T	Pct
N.Y. Giants	12	4	0	.750
* Philadelphia	11	5	0	.688
Washington	8	8	0	.500
Dallas	5	11	0	.313
Arizona	3	13	0	.188

NFC CENTRAL	W	L	T	Pct
Minnesota	11	5	0	.688
* Tampa Bay	10	6	0	.625
Green Bay	9	7	0	.563
Detroit	9	7	0	.563
Chicago	5	11	0	.313

NFC WEST	W	L	T	Pct
New Orleans</				

1999 SEASON (13-3 REGULAR SEASON, 3-1 PLAYOFFS) • 2ND PLACE AFC CENTRAL

DATE	OPPONENT	SCORE	W/L	ATT
Sep. 12	CINCINNATI	36-35	W	65,272
Sep. 19	CLEVELAND	26-9	W	65,904
Sep. 26	at Jacksonville	20-19	W	61,502
Oct. 3	at San Francisco	22-24	L	67,447
Oct. 10	BALTIMORE	14-11	W	65,486
Oct. 17	at New Orleans	24-21	W	51,875
Oct. 24	BYE			
Oct. 31	ST. LOUIS	24-21	W	66,415
Nov. 7	at Miami	0-17	L	74,109
Nov. 14	at Cincinnati	24-14	W	46,017
Nov. 21	PITTSBURGH	16-10	W	66,619
Nov. 28	at Cleveland	33-21	W	72,008
Dec. 5	at Baltimore	14-41	L	67,854
Dec. 9	OAKLAND	21-14	W	66,357
Dec. 19	ATLANTA	30-17	W	66,196
Dec. 26	JACKSONVILLE	41-14	W	66,641
Jan. 2	at Pittsburgh	47-36	W	48,025
Jan. 8	BUFFALO	22-16	W	66,782
Jan. 16	at Indianapolis	19-16	W	57,097
Jan. 23	at Jacksonville	33-14	W	75,206
Jan. 30	ST. LOUIS	16-23	L	72,625

* Overtime

	TITANS	OPP
Total First Downs	294	300
Rushing	109	81
Passing	167	193
Penalty	18	26
3rd Down: Made/Att	83/217	70/200
3rd Down Pct.	38.2	35.0
4th Down: Made/Att	7/12	4/14
4th Down Pct.	58.3	28.6
Possession Avg.	31:30	28:30
Total Net Yards	5296	5245
Avg. Per Game	331.0	327.8
Total Plays	1011	994
Avg. Per Play	5.2	5.3
Net Yards Rushing	1811	1550
Avg. Per Game	113.2	96.9
Total Rushes	459	383
Net Yards Passing	3485	3695
Avg. Per Game	217.8	230.9
Sacked/Yards Lost	25/137	54/305
Gross Yards	3622	4000
Att./Comp.	527/304	557/312
Completion Pct.	57.7	56.0
Had Intercepted	13	16
Punts/Average	90/42.5	80/42.9
Net Punting Avg.	90/38.1	80/37.2
Penalties/Yards	114/1069	128/1010
Fumbles/Ball Lost	17/9	39/24
Touchdowns	46	39
Rushing	19	8
Passing	23	26
Returns	4	5

BY PERIODS	1	2	3	4	OT	PTS
Titans	113	97	85	97	0	392
Opponents	44	93	103	84	0	324

SCORING	TD	RU	PA	RT	PAT	FG	S	TP
Del Greco	0	0	0	0	43/43	21/25	0	106
E. George	13	9	4	0	0	0	0	78
McNair	8	8	0	0	0	0	0	48
Dyson	4	0	4	0	0	0	0	24
Thigpen	4	0	4	0	0	0	0	24
Neal	3	1	2	0	0	0	0	18
Roan	3	0	3	0	0	0	0	18
Byrd	2	0	2	0	0	0	0	12
Wycheck	2	0	2	0	0	0	0	12
Harris	1	0	1	0	0	0	0	8
Kearse	1	0	0	1	0	0	0	6
Mason	1	0	0	1	0	0	0	6
Mitchell	1	0	0	1	0	0	0	6
Sanders	1	0	1	0	0	0	0	6
Thomas	1	1	0	0	0	0	0	6
Walker	1	0	0	1	0	0	0	6
Thornton	0	0	0	0	0	0	1	2
Titans	46	19	23	4	43/43	21/25	4	392
Opponents	39	8	26	5	33/33	15/22	2	324

2-Pt Conversions: Harris, Titans 1-3, Opponents 4-6

RUSHING	No	Yds	Avg	Lg	TD
E. George	320	1304	4.1	40	9
McNair	72	337	4.7	38	8
Thomas	43	164	3.8	22	1
Dyson	1	3	3.0	3	0
Hentrich	2	1	0.5	1	0

PASSING	Att	Cmp	Pct	Yards	Yds/Att	TD	Int	Lg	Sk/Yds	Rating
McNair	331	187	56.5	2179	6.58	12	8	65t	16/74	78.6
O'Donnell	195	116	59.5	1382	7.09	10	5	54t	9/63	87.6
Wycheck	1	1	100.0	61	61.00	1	0	61t	0/0	158.3
Titans	527	304	57.7	3622	6.87	23	13	65t	25/137	83.1
Opponents	557	312	56.0	4000	7.18	26	16	78t	54/305	82.3

Neal	2	1	0.5	1t	1
O'Donnell	19	1	0.1	4	0
Titans	459	1811	3.9	40	19
Opponents	383	1550	4.0	72	8

RECEIVING	No	Yds	Avg	Lg	TD
Wycheck	69	641	9.3	35	2
Dyson	54	658	12.2	47t	4
E. George	47	458	9.7	54t	4
Thigpen	38	648	17.1	35	4
Harris	26	297	11.4	62t	1
Sanders	20	336	16.8	48t	1
Byrd	14	261	18.6	65t	2
Roan	9	93	10.3	24t	3
Thomas	9	72	8.0	26	0
Mason	8	89	11.1	31	0
Neal	7	27	3.9	8	2
Kent	3	42	14.0	25	0
Titans	304	3622	11.9	65t	23
Opponents	312	4000	12.8	78t	26

INTERCEPTIONS	No	Yds	Avg	Lg	TD
Rolle	4	65	16.3	30	0
Sidney	3	12	4.0	7	0
Holmes	2	17	8.5	19	0
Dorsett	1	43	43.0	43	0
Mitchell	1	42	42.0	42t	1
Bowden	1	29	29.0	29	0
Walker	1	27	27.0	27	0
Fisk	1	17	17.0	17	0
Robertson	1	3	3.0	3	0
Jackson	1	2	2.0	2	0
Titans	16	257	16.1	43	1
Opponents	13	227	17.5	47t	2

PUNTING	No	Yds	Avg	Net	TB	In	Lg	B
Hentrich	90	3824	42.5	38.1	3	35	78	0
Titans	90	3824	42.5	38.1	3	35	78	0
Opponents	80	3435	42.9	37.2	5	25	72	2

PUNT RETURNS	No	FC	Yds	Avg	Lg	TD
Mason	26	15	225	8.7	65t	1
Preston TM	8	2	59	7.4	12	0
Byrd	2	0	8	4.0	8	0
S. George	1	0	18	18.0	18	0
Rolle	1	0	23	23.0	23	0
Sidney	1	0	4	4.0	4	0
Thigpen	1	0	21	21.0	21	0
Titans	40	17	358	9.0	65t	1
Opponents	45	22	335	7.4	32	0

KICKOFF RETURNS	No	Yds	Avg	Lg	TD
Mason	41	805	19.6	41	0
Preston TM	5	119	23.8	29	0
S. George	4	63	15.8	22	0
Byrd	2	16	8.0	9	0
Kent	2	24	12.0	13	0
Neal	2	15	7.5	14	0
Titans	56	1042	18.6	41	0
Opponents	76	1596	21.0	99t	2

FIELD GOALS	1-19	20-29	30-39	40-49	50+
Del Greco	1/1	8/8	7/9	4/6	1/1
Titans	1/1	8/8	7/9	4/6	1/1
Opponents	0/0	4/4	4/7	6/9	1/2

Del Greco: (50G, 33G) (35G, 44N) (44G, 48G) (21G, 22G, 28G) (1) (42N, 19G) (27G) (33N) (26G) (1) (27G, 31G, 37N) (39G, 33G) (1) (38G, 27G, 43N) (30G, 20G) (42G)

Opponents: (33G, 38G) (41G) (42G) (39G) (44G, 46G, 50G) (24G, 42G) (54N, 38N) (43N, 46G) (32N) (44N, 24G) (1) (21G, 27G) (32N, 45N) (32G) (1)

SACKS
Kearse 14.5, Robinson 6.0, Ford 5.5, Thornton 4.5, Fisk 4.0, Holmes 4.0, Bowden 3.5, Evans 3.5, Rolle 3.0, Bishop 2.5, Jones 1.0, Frederick 0.5, Jackson 0.5, Robertson 0.5, Wortham 0.5

Titans 54.0, Opponents 25.0

TACKLES (Solo-Assists-Total)
Bishop (80-33-113), Robinson (84-49-113), Robertson (64-28-92), Kearse (59-26-85), Bowden (54-27-81), Wortham (50-31-81), Fisk (41-39-80), Rolle (57-13-70), Walker (47-9-56), Evans (26-28-54), Ford (26-15-41), Phenix (32-7-39), Sidney (34-5-39), Holmes (20-18-38), Thornton (23-10-33), Killens (13-12-25), Jackson (18-4-22), Colman (12-9-21), Jones (12-7-19), Dorsett (10-1-11), Frederick (2-8-10), Salave'a (4-6-10), Mitchell (6-1-7), McCullough (3-0-3)

Team Totals: 760-383-1143

USUAL STARTING LINEUP

OFFENSE

- WR Kevin Dyson (87)
- LT Brad Hopkins (72)
- LG Bruce Matthews (74)**
- C Kevin Long (60)
- RG Benji Olson (75)
- RT Jon Runyan (69)
- TE Frank Wycheck (89)**
- WR Yancey Thigpen (82)
- QB Steve McNair (9)
- RB Eddie George (27)**
- FB Lorenzo Neal (41)

DEFENSE

- LE Jevon Kearse (90)**
- LT Josh Evans (91)
- RT Jason Fisk (97)
- RE Kenny Holmes (99)
- LLB Eddie Robinson (55)
- MLB Barron Wortham (52)
- RLB Joe Bowden (58)
- LCB Denard Walker (25)
- RCB Samari Rolle (21)
- SS Blaine Bishop (23)
- FS Marcus Robertson (31)

SPECIALISTS

- K Al Del Greco (3)
- P Craig Hentrich (15)

Pro Bowl

All-Pro

GM: Floyd Reese; **Head Coach:** Jeff Fisher

Asst. Coaches: George Henshaw (asst. head coach/run game), Les Steckel (off. coord.), Gregg Williams (def. coord.), Bart Andrus (QB), O'Neill Gilbert (LB), Jerry Gray (DB), Alan Lowry (ST), Mike Munchak (OL), Jim Schwartz (def. asst.), Sherman Smith (RB), Steve Walters (WR), Jim Washburn (DL), Steve Watterson (strength & rehab.)

AMERICAN FOOTBALL CONFERENCE STANDINGS

AFC EAST	W	L	T	Pct
Indianapolis	13	3	0	.813
* Buffalo	11	5	0	.688
* Miami	9	7	0	.563
N.Y. Jets	8	8	0	.500
New England	8	8	0	.500
AFC CENTRAL	W	L	T	Pct
Jacksonville	14	2	0	.875
* Tennessee	13	3	0	.813
Baltimore	8	8	0	.500
Pittsburgh				

TITANS VS. THE NFL

All-time regular season and playoff records versus 31 current NFL opponents

OPPONENT	FIRST MEETING	REGULAR SEASON			POSTSEASON			COMBINED			STREAK	LAST TIME
		HOME	AWAY	TOTAL	HOME	AWAY	TOTAL	HOME	AWAY	TOTAL		
Arizona Cardinals	1970	2-5-0	2-3-0	4-8-0	0-0	0-0	0-0	2-5-0	2-3-0	4-8-0	L3	9/12/21 at Ten, L 13-38
Atlanta Falcons	1972	5-2-0	3-5-0	8-7-0	0-0	0-0	0-0	5-2-0	3-5-0	8-7-0	W1	9/29/19 at Atl, W 24-10
Baltimore Ravens	1996	6-5-0	5-5-0	11-10-0	0-3	2-0	2-3	6-8-0	7-5-0	13-13-0	L1	1/10/21 at Ten, L 13-20
Buffalo Bills	1960	15-8-0	14-10-0	29-18-0	1-0	0-2	1-2	16-8-0	14-12-0	30-20-0	L1	9/19/22 at Buf, L 7-41
Carolina Panthers	1996	1-2-0	2-1-0	3-3-0	0-0	0-0	0-0	1-2-0	2-1-0	3-3-0	L2	11/3/19 at Car, L 20-30
Chicago Bears	1973	3-4-0	4-2-0	7-6-0	0-0	0-0	0-0	3-4-0	4-2-0	7-6-0	W2	11/8/20 at Ten, W 24-17
Cincinnati Bengals	1968	23-14-1	17-21-0	40-35-1	0-1	0-1	0-2	23-15-1	17-22-0	40-37-1	L3	11/27/22 at Ten, L 16-20
Cleveland Browns	1970	14-20-0	17-16-0	31-36-0	0-0	1-0	1-0	14-20-0	17-16-0	31-36-0	L1	12/6/20 at Ten, L 35-41
Dallas Cowboys	1970	2-6-0	5-3-0	7-9-0	0-0	0-0	0-0	2-6-0	5-3-0	7-9-0	L1	12/29/22 at Ten, L 13-27
Denver Broncos	1960	16-6-0	8-10-1	24-16-1	1-0	0-2	1-2	17-6-0	8-12-1	25-18-1	W2	11/13/22 at Ten, W 17-10
Detroit Lions	1971	6-2-0	4-1-0	10-3-0	0-0	0-0	0-0	6-2-0	4-1-0	10-3-0	W6	12/20/20 at Ten, W 46-25
Green Bay Packers	1972	3-3-0	5-3-0	8-6-0	0-0	0-0	0-0	3-3-0	5-3-0	8-6-0	W1	11/17/22 at GB, W 27-17
Houston Texans	2002	12-9-0	11-10-0	23-19-0	0-0	0-0	0-0	12-9-0	11-10-0	23-19-0	L1	12/24/22 at Ten, L 14-19
Indianapolis Colts	1970	10-16-0	11-19-0	21-35-0	0-0	1-0	1-0	10-16-0	12-19-0	22-35-0	W5	10/23/22 at Ten, W 19-10
Jacksonville Jaguars	1995	18-10-0	15-13-0	33-23-0	0-0	1-0	1-0	18-10-0	16-13-0	34-23-0	L2	1/7/23 at Jax, L 16-20
Kansas City Chiefs	1960	14-10-0	10-18-0	24-28-0	0-2	1-1	1-3	14-12-0	11-19-0	25-31-0	L1	11/6/22 at KC, L 17-20 (OT)
Las Vegas Raiders	1960	15-14-0	7-12-0	22-26-0	0-0	0-4	0-4	15-14-0	7-16-0	22-30-0	W2	9/25/22 at Ten, W 24-22
Los Angeles Chargers	1960	12-9-0	3-19-1^	15-27-1	1-0	2-1	3-1	13-9-0	5-20-1	18-28-1	L1	12/18/22 at LAC, L 14-17
Los Angeles Rams	1973	3-4-0	3-3-0	6-7-0	0-0	0-0	0-1*	3-4-0	3-3-0	6-8-0*	W1	11/7/21 at LAR, W 28-16
Miami Dolphins	1966	9-8-0	8-13-0	17-21-0	0-0	1-0	1-0	9-8-0	9-13-0	18-21-0	W1	1/2/22 at Ten, W 34-3
Minnesota Vikings	1974	3-2-0	2-7-0	5-9-0	0-0	0-0	0-0	3-2-0	2-7-0	5-9-0	W1	9/27/20 at Min, W 31-30
New England Patriots	1960	11-7-0	5-17-1	16-24-1	0-0	2-2	2-2	11-7-0	7-19-1	18-26-1	L1	11/28/21 at NE, L 13-36
New Orleans Saints	1971	3-4-1	6-2-0	9-6-1	0-0	0-0	0-0	3-4-1	6-2-0	9-6-1	W1	11/14/21 at Ten, W 23-21
New York Giants	1973	3-4-0	3-3-0	6-7-0	0-0	0-0	0-0	3-4-0	3-3-0	6-7-0	L1	9/11/22 at Ten, L 20-21
New York Jets	1960	18-6-0	6-14-1	24-20-1	1-0	0-0	1-0	19-7-0	6-13-1	25-20-1	L1	10/3/21 at NYJ, L 24-27 OT
Philadelphia Eagles	1972	3-3-0	2-5-0	5-8-0	0-0	0-0	0-0	3-3-0	2-5-0	5-8-0	L1	12/4/22 at Phi, L 10-35
Pittsburgh Steelers	1970	19-19-0	12-26-0	31-45-0	1-1	0-2	1-3	20-20-0	12-28-0	32-48-0	L4	12/19/21 at Pit, L 13-19
San Francisco 49ers	1970	3-5-0	3-4-0	6-9-0	0-0	0-0	0-0	3-5-0	3-4-0	6-9-0	W1	12/23/21 at Ten, W 20-17
Seattle Seahawks	1977	4-3-0	3-7-0	7-10-0	1-0	0-0	1-0	5-3-0	3-7-0	8-10-0	W2	9/19/21 at Sea, W 33-30
Tampa Bay Buccaneers	1976	8-0-0	2-2-0	10-2-0	0-0	0-0	0-0	8-0-0	2-2-0	10-2-0	W3	10/27/19 at Ten, W 27-23
Washington Commanders	1971	4-2-0	4-4-0	8-6-0	0-0	0-0	0-0	4-2-0	4-4-0	8-6-0	W2	10/9/22 at Was, W 21-17

* Series vs. Los Angeles Rams includes Super Bowl XXXIV loss in Atlanta, Ga.

^ Series vs. Los Angeles Chargers includes a 2018 road loss in London, U.K.

Notes: The Cardinals were previously the Phoenix Cardinals (1988-93), St. Louis Cardinals (1960-87) and Chicago Cardinals (1920-59). The Bears were previously the Decatur Staleys (1920) and Chicago Staleys (1921). The Browns did not play from 1996-98 and rejoined league as expansion team in 1999. The Colts were previously the Baltimore Colts (1953-83). The Chiefs were previously the Dallas Texans (1960-62). The Patriots were previously the Boston Patriots (1960-70). The Jets were previously the New York Titans (1960-62). The Raiders were previously the Oakland Raiders (1960-81 and 1995-2019) and the Los Angeles Raiders (1982-94). The Rams were previously the Cleveland Rams (1937-42, 1944-45) and the St. Louis Rams (1995-2015).

TEAM-BY-TEAM RESULTS

Oilers/Titans Home Stadium Dates

1960-64: Jeppesen Stadium, Houston
 1965-67: Rice Stadium, Houston
 1968-96: Astrodome, Houston
 1997: Liberty Bowl, Memphis
 1998: Vanderbilt Stadium, Nashville
 1999-Present: Nissan Stadium, Nashville

Abbreviations

AFL Champ - AFL Championship game
 AFL Div - AFL Divisional playoff game
 WC - first round playoff game (Wild Card)
 Div - Divisional playoff game
 Champ - AFC Championship game
 SB - Super Bowl XXXIV



vs. ARIZONA CARDINALS

Regular Season: 4-8 (Home 2-5, Away 2-3) • Playoffs: 0-0

Date	Site	W/L	Score
11-1-70	St.L	L	0-44
10-20-74	Hou	L	27-31
10-7-79	Hou	L	17-24
10-27-85	St.L	W	20-10
11-20-88	Hou	W	38-20
12-4-94	Hou	L	12-30
10-26-97	Ariz	W	41-14
10-23-05	Ariz	L	10-20

Date	Site	W/L	Score
11-29-09	Tenn	W	20-17
12-15-13	Tenn	L	34-37 OT
12-10-17	Ariz	L	7-12
9-12-21	Tenn	L	13-38

Points: Titans 239, Cardinals 297
Longest Win Streak: 2 (1985-88)
Longest Losing Streak: 3 (Twice, last 2013-21)
At Nissan Stadium: 1-2
At Univ. of Phoenix Stadium: 0-1



vs. ATLANTA FALCONS

Regular Season: 8-7 (Home 5-2, Away 3-5) • Playoffs: 0-0

Date	Site	W/L	Score
12-3-72	Atl	L	10-20
11-28-76	Hou	W	20-14
9-3-78	Atl	L	14-20
11-29-81	Hou	L	27-31
9-23-84	Atl	L	10-42
10-25-87	Hou	W	37-33

Date	Site	W/L	Score
9-9-90	Atl	L	27-47
12-5-93	Hou	W	33-17
10-13-96	Atl	W	23-13
12-19-99	Tenn	W	30-17
11-23-03	Atl	W	38-31
10-7-07	Tenn	W	20-13

Date	Site	W/L	Score
11-20-11	Atl	L	17-23
10-25-15	Ten	L	7-10
9-29-19	Atl	W	24-10

Points: Titans 337, Falcons 341
Longest Win Streak: 5 (1993-2007)
Longest Losing Streak: 3 (1978-84)
At Nissan Stadium: 2-1
At Georgia Dome: 2-1
At Mercedes-Benz Stadium: 1-0



vs. BALTIMORE RAVENS

Regular Season: 11-10 (Home 6-5, Away 5-5) • Playoffs: 2-3 (Home 0-3, Away 2-0)

Date	Site	W/L	Score
9-15-96	Hou	W	29-13
12-22-96	Balt	W	24-21 OT
9-21-97	Tenn	L	10-36
12-14-97	Balt	L	19-21
10-11-98	Balt	W	12-8
12-6-98	Tenn	W	16-14
10-10-99	Tenn	W	14-11
12-5-99	Balt	L	14-41
10-22-00	Balt	W	14-6

Date	Site	W/L	Score
11-12-00	Tenn	L	23-24
1-7-01	Tenn	L	10-24 (Div)
10-7-01	Balt	L	7-26
11-12-01	Tenn	L	10-16
11-24-02	Balt	L	12-13
1-3-04	Balt	W	20-17 (WC)
9-18-05	Tenn	W	25-10
11-12-06	Tenn	L	26-27
10-05-08	Balt	W	13-10

Date	Site	W/L	Score
1-10-09	Tenn	L	10-13 (Div)
9-18-11	Tenn	W	26-13
11-9-14	Balt	L	7-21
11-5-17	Tenn	W	23-20
10-14-18	Tenn	L	0-21
1-11-20	Balt	W	28-12 (Div)
11-22-20	Balt	W	30-24 OT
1-10-21	Tenn	L	13-20 (WC)

Points: Titans 435, Ravens 482
Longest Win Streak: 3 (1998-99)
Longest Losing Streak: 5 (2000-02)
At Nissan Stadium: 4-7
At M&T Bank Stadium: 6-4
Series Sweeps: Titans (1996, 98); Ravens (1997, 2001)



vs. BUFFALO BILLS

Regular Season: 29-18 (Home 15-8, Away 14-10) • Playoffs: 1-2 (Home 1-0, Away 0-2)

Date	Site	W/L	Score
10-30-60	Buf	L	24-25
12-11-60	Hou	W	31-23
10-8-61	Hou	L	12-22
10-29-61	Buf	W	28-16
9-9-62	Buf	W	28-23
10-7-62	Hou	W	17-14
9-28-63	Buf	W	31-20
10-20-63	Hou	W	28-14
10-11-64	Hou	L	17-48
11-1-64	Buf	L	10-24
10-31-65	Buf	W	19-17
12-5-65	Hou	L	18-29
9-25-66	Buf	L	20-27
11-20-66	Hou	L	20-42
9-17-67	Buf	W	20-3
10-29-67	Hou	W	10-3

Date	Site	W/L	Score
10-27-68	Buf	W	30-7
12-7-68	Hou	W	35-6
9-21-69	Buf	W	17-3
10-5-69	Hou	W	28-14
12-12-71	Buf	W	20-14
11-10-74	Buf	W	21-9
9-19-76	Buf	W	13-3
10-15-78	Hou	W	17-10
9-25-83	Buf	L	13-30
11-10-85	Buf	L	0-20
12-21-86	Hou	W	16-7
9-20-87	Buf	L	30-34
1-1-89	Buf	L	10-17 (Div)
9-24-89	Hou	L	41-47 OT
11-26-90	Hou	W	27-24
12-27-92	Hou	W	27-3

Date	Site	W/L	Score
1-3-93	Buf	L	38-41 OT (WC)
10-11-93	Buf	L	7-35
9-18-94	Hou	L	7-15
12-24-95	Buf	W	28-17
11-23-97	Tenn	W	31-14
1-8-00	Tenn	W	22-16 (WC)
9-3-00	Buf	L	13-16
12-14-03	Tenn	W	28-26
12-24-06	Buf	W	30-29
11-15-09	Tenn	W	41-17
12-4-11	Buf	W	23-17
10-21-12	Buf	W	35-34
10-11-15	Tenn	L	13-14
10-7-18	Buf	L	12-13
10-6-19	Tenn	L	7-14
10-13-20	Tenn	W	42-16

Points: Titans 1,096, Bills 1,004
Longest Win Streak: 10 (1967-78)
Longest Losing Streak: 3 (last 2015-19)
At Nissan Stadium: 5-1 overall (1-0 post)
At Ralph Wilson Stadium: 6-7 overall (0-2 postseason)
At New Era Field: 0-1 overall
At Highmark Stadium: 0-1 overall
Series Sweeps: Titans (1962, 63, 67, 68, 69); Bills (1964, 66)



vs. CAROLINA PANTHERS

Regular Season: 3-3 (Home 1-2, Away 2-1) • Playoffs: 0-0

Date	Site	W/L	Score
11-24-96	Hou	L	6-31
10-19-03	Car	W	37-17
11-4-07	Tenn	W	20-7
11-13-11	Car	W	30-3
11-15-15	Tenn	L	10-27

Date	Site	W/L	Score
11-3-19	Car	L	20-30

Total Points: Titans 123, Panthers 115
Longest Win Streak: 3 (2003-11)
Longest Losing Streak: 2 (2015-19)
At Nissan Stadium: 1-1
At Bank of America Stadium: 2-1



vs. CHICAGO BEARS

Regular Season: 7-6 (Home 3-4, Away 4-2) • Playoffs: 0-0

Date	Site	W/L	Score
10-28-73	Chi	L	14-35
11-6-77	Hou	W	47-0
11-16-80	Chi	W	10-6
10-12-86	Hou	L	7-20
10-15-89	Chi	W	33-28

Date	Site	W/L	Score
12-7-92	Hou	W	24-7
10-22-95	Chi	L	32-35
10-25-98	Tenn	L	20-23
11-14-04	Tenn	L	17-19 OT
11-9-08	Chi	W	21-14

Date	Site	W/L	Score
11-4-12	Tenn	L	20-51
11-27-16	Chi	W	27-21
11-8-20	Tenn	W	24-17

Total Points: Titans 296, Bears 266
Longest Win Streak: 2 (last 1989-92)
Longest Losing Streak: 3 (1995-04)
At Nissan Stadium: 1-2
At Soldier Field: 4-2



vs. CINCINNATI BENGALS

Regular Season: 40-35-1 (Home 23-14-1, Away 17-21) • Playoffs: 0-2 (Home 0-1, Away 0-1)

Date	Site	W/L	Score
11-3-68	Cin	W	27-17
11-9-69	Hou	T	31-31
10-4-70	Cin	W	20-13
12-13-70	Hou	L	20-30
10-31-71	Hou	W	10-6
11-21-71	Cin	L	13-28
10-29-72	Cin	L	7-30
12-17-72	Hou	L	17-61
9-23-73	Cin	L	10-24
12-16-73	Hou	L	24-27
10-27-74	Cin	W	21-34
11-17-74	Hou	W	20-3
10-5-75	Hou	L	19-21
11-30-75	Cin	L	19-23
10-24-76	Hou	L	7-27
11-14-76	Cin	L	27-31
10-30-77	Cin	L	10-13 OT
12-18-77	Hou	W	21-16
10-29-78	Cin	L	13-28
11-26-78	Hou	W	17-10
9-23-79	Cin	W	30-27 OT
11-18-79	Hou	W	42-21
9-28-80	Cin	W	13-10

Date	Site	W/L	Score
10-26-80	Hou	W	23-3
10-4-81	Hou	W	17-10
11-1-81	Cin	L	21-34
9-12-82	Cin	L	6-27
1-2-83	Hou	L	27-35
11-6-83	Hou	L	14-55
11-20-83	Cin	L	10-38
10-7-84	Cin	L	3-13
10-28-84	Hou	L	13-31
10-20-85	Hou	W	27-44
12-1-85	Cin	L	27-45
10-19-86	Cin	L	28-31
11-9-86	Hou	W	32-28
11-1-87	Cin	W	31-29
12-27-87	Hou	W	21-17
10-23-88	Cin	L	21-44
12-11-88	Hou	W	41-6
11-13-89	Hou	W	26-24
12-17-89	Cin	L	7-61
10-14-90	Hou	W	48-17
12-23-90	Cin	L	20-40
1-6-91	Cin	L	14-41 (WC)
9-8-91	Cin	W	30-7

Date	Site	W/L	Score
10-27-91	Hou	W	35-3
10-11-92	Cin	W	38-24
10-25-92	Hou	W	26-10
10-24-93	Hou	W	28-12
11-14-93	Cin	W	38-3
9-25-94	Hou	W	20-13
11-13-94	Cin	L	31-34
9-24-95	Cin	W	38-28
11-12-95	Hou	L	25-32
10-6-96	Cin	W	30-27 OT
12-15-96	Hou	L	13-21
10-12-97	Tenn	W	30-7
12-4-97	Cin	L	14-41
9-6-98	Cin	W	23-14
10-18-98	Tenn	W	44-14
9-12-99	Tenn	W	36-35
11-14-99	Cin	W	24-14
10-8-00	Cin	W	23-14
12-10-00	Tenn	W	35-3
11-18-01	Cin	W	20-7
1-6-02	Tenn	L	21-23
10-27-02	Cin	W	30-24
10-31-04	Tenn	W	27-20

Date	Site	W/L	Score
10-16-05	Tenn	L	23-31
11-25-07	Cin	L	6-35
9-14-08	Cin	W	24-7
11-6-11	Tenn	L	17-24
9-21-14	Cin	L	7-33
11-12-17	Tenn	W	24-20
11-1-20	Cin	L	20-31
1-22-22	Tenn	L	16-19 (Div)
11-27-22	Ten	L	16-20

Total Points: Titans 1,777, Bengals 1,824
Longest Win Streak: 7 (last 1998-01)
Longest Losing Streak: 7 (1981-84)
At Nissan Stadium: 4-5
At Paul Brown Stadium: 4-3
Series Sweeps: Titans (1974, 79, 80, 87, 91, 92, 93, 98, 99, 00); Bengals (1972, 73, 75, 76, 82, 83, 84)



vs. CLEVELAND BROWNS

Regular Season: 31-36 (Home 14-20, Away 17-16) • Playoffs: 1-0 (Home 0-0, Away 1-0)

Date	Site	W/L	Score
11-22-70	Clev	L	14-28
12-7-70	Hou	L	10-21
9-19-71	Clev	L	0-31
11-28-71	Hou	L	24-27
10-22-72	Hou	L	17-23
11-5-72	Clev	L	0-20
10-21-73	Clev	L	13-42
11-11-73	Hou	L	13-23
9-22-74	Clev	L	7-20
12-15-74	Hou	W	24-28
10-12-75	Clev	W	10-40
12-21-75	Hou	W	10-21
11-7-76	Hou	L	7-21
12-5-76	Clev	L	10-13
10-16-77	Hou	L	23-24
12-11-77	Clev	W	15-19
10-1-78	Clev	W	13-16
11-5-78	Hou	W	10-14
9-30-79	Hou	W	31-10
12-2-79	Clev	L	7-14

Date	Site	W/L	Score
9-15-80	Clev	W	7-16
11-30-80	Hou	L	14-17
9-13-81	Clev	W	9-3
12-3-81	Hou	W	17-13
12-26-82	Hou	L	14-20
10-30-83	Clev	L	19-25 OT
12-11-83	Hou	W	27-34
11-25-84	Clev	L	10-27
12-16-84	Hou	L	20-27
10-13-85	Hou	L	6-21
12-15-85	Clev	L	21-28
9-14-86	Hou	L	20-23
11-30-86	Clev	L	10-13 OT
10-11-87	Clev	W	15-10
11-22-87	Hou	L	7-40
11-7-88	Hou	W	24-17
12-18-88	Clev	L	23-28
12-24-88	Clev	W	24-23 (WC)
10-29-89	Clev	L	17-28
12-23-89	Hou	L	20-24

Date	Site	W/L	Score
11-18-90	Clev	W	35-23
12-9-90	Hou	W	58-14
11-17-91	Hou	W	28-24
12-15-91	Clev	W	17-14
11-8-92	Hou	L	14-24
12-20-92	Clev	W	17-14
11-21-93	Clev	W	27-20
12-12-93	Hou	W	19-17
10-13-94	Hou	L	8-11
11-27-94	Clev	L	10-34
9-17-95	Hou	L	7-14
11-5-95	Clev	W	37-10
9-19-99	Tenn	W	26-9
11-28-99	Clev	W	33-21
11-19-00	Tenn	W	24-10
12-17-00	Clev	W	24-0
12-2-01	Clev	W	31-15
12-30-01	Tenn	L	38-41
9-22-02	Tenn	L	28-31 OT
11-6-05	Clev	L	14-20

Date	Site	W/L	Score
12-7-08	Tenn	W	28-9
10-2-11	Clev	W	31-13
10-5-14	Tenn	L	28-29
9-20-15	Clev	L	14-28
10-16-16	Tenn	W	28-26
10-22-17	Clev	W	12-9
9-8-19	Clev	W	43-13
12-6-20	Tenn	L	35-41

Total Points: Titans 1,368, Browns 1,364
Longest Win Streak: 6 (1995-01)
Longest Losing Streak: 9 (1970-74)
At Nissan Stadium: 4-4
At FirstEnergy Stadium: 6-2
Series Sweeps: Titans (1975, 78, 81, 90, 91, 93, 99, 00); Browns (1970, 71, 72, 73, 76, 84, 85, 86, 89, 94)



vs. DALLAS COWBOYS

Regular Season: 7-9 (Home 2-6, Away 5-3) • Playoffs: 0-0

Date	Site	W/L	Score
12-20-70	Dal	L	10-52
11-24-74	Hou	L	0-10
11-22-79	Dal	W	30-24
12-13-82	Hou	L	7-37
9-29-85	Hou	L	10-17
11-24-88	Dal	W	25-17
11-10-91	Hou	W	26-23 OT
9-11-94	Dal	L	17-20

Date	Site	W/L	Score
11-27-97	Dal	W	27-14
12-25-00	Tenn	W	31-0
9-15-02	Dal	L	13-21
10-1-06	Tenn	L	14-45
10-10-10	Dal	W	34-27
9-14-14	Tenn	L	10-26
11-5-18	Dal	W	28-14
12-29-22	Tenn	L	13-27

Total Points: Titans 295, Cowboys 374
Longest Win Streak: 2 (last 1997-00)
Longest Losing Streak: 2 (last 2002-06)
At Nissan Stadium: 1-3
At AT&T Stadium: 2-0



vs. DENVER BRONCOS

Regular Season: 24-16-1 (Home 16-6, Away 8-10-1) • Playoffs: 1-2 (Home 1-0, Away 0-2)

Date	Site	W/L	Score
11-6-60	Den	W	45-25
11-20-60	Hou	W	20-10
11-5-61	Den	W	55-13
11-26-61	Hou	W	45-14
10-21-62	Den	L	10-20
12-2-62	Hou	W	34-17
9-14-63	Hou	W	14-20
10-13-63	Den	W	33-24
9-27-64	Den	W	38-17
12-20-64	Hou	W	34-15
10-17-65	Den	L	17-28
11-14-65	Hou	L	21-31
9-3-66	Hou	W	45-7
10-2-66	Den	L	38-40

Date	Site	W/L	Score
10-1-67	Hou	W	10-6
11-12-67	Den	W	20-18
11-17-68	Hou	W	38-17
10-26-69	Hou	W	24-21
11-16-69	Den	T	20-20
11-29-70	Hou	W	31-21
9-17-72	Den	L	17-30
10-14-73	Hou	L	20-48
12-8-74	Den	L	14-38
10-10-76	Hou	W	17-3
12-4-77	Hou	L	14-24
12-23-79	Hou	W	13-7 (WC)
11-2-80	Den	W	20-16
10-9-83	Hou	L	14-26

Date	Site	W/L	Score
10-6-85	Den	L	20-31
10-4-87	Den	W	40-10
1-10-88	Den	L	10-34 (Div)
10-6-91	Hou	W	42-14
1-4-92	Den	L	24-26 (Div)
10-18-92	Den	L	21-27
11-26-95	Hou	W	42-33
12-25-04	Tenn	L	16-37
11-19-07	Den	L	20-34
10-3-10	Tenn	L	20-26
9-25-11	Tenn	W	17-14
12-8-13	Den	L	28-51
12-11-16	Ten	W	13-10
10-13-19	Den	L	0-16

Date	Site	W/L	Score
9-14-20	Den	W	16-14
11-13-22	Ten	W	17-10
Total Points: Titans 1,073, Broncos 977			
Longest Win Streak: 5 (1962-65)			
Longest Losing Streak: 3 (1972-74, 2004-10)			
At Nissan Stadium: 3-2			
At Empower Field at Mile High: 1-3			
Series Sweeps: Titans (1960, 61, 63, 64, 67, 68); Broncos (1965)			



vs. DETROIT LIONS

Regular Season: 10-3 (Home 6-2, Away 4-1) • Playoffs: 0-0

Date	Site	W/L	Score
10-17-71	Hou	L	7-31
10-26-75	Hou	W	24-8
11-13-83	Hou	W	27-17
10-5-86	Det	L	13-24
11-5-89	Hou	W	35-31
11-26-92	Det	W	24-21

Date	Site	W/L	Score
12-10-95	Hou	L	17-24
10-21-01	Det	W	27-24
1-2-05	Tenn	W	24-19
11-27-08	Det	W	47-10
9-23-12	Tenn	W	44-41 OT
9-18-16	Det	W	16-15

Date	Site	W/L	Score
12-20-20	Ten	W	46-25

Total Points: Titans 351, Lions 290			
Longest Win Streak: 6 (2001-20)			
Longest Losing Streak: 1 (last 1995)			
At Nissan Stadium: 3-0			
At Ford Field: 2-0			



vs. GREEN BAY PACKERS

Regular Season: 8-6 (Home 3-3, Away 5-3) • Playoffs: 0-0

Date	Site	W/L	Score
11-19-72	Hou	L	10-23
9-25-77	GB	W	16-10
12-14-80	GB	W	22-3
9-4-83	Hou	L	38-41 OT
9-7-86	GB	W	31-3
12-13-92	Hou	L	14-16

Date	Site	W/L	Score
12-20-98	GB	L	22-30
12-16-01	Tenn	W	26-20
10-11-04	GB	W	48-27
11-02-08	Tenn	W	19-16 OT
12-23-12	GB	L	7-55
11-13-16	Tenn	W	47-25

Date	Site	W/L	Score
12-27-20	GB	L	14-40
11-17-22	GB	W	27-17

Total Points: Titans 341, Packers 326			
Longest Win Streak: 3 (last 2001-08)			
Longest Losing Streak: 2 (1992-98)			
At Nissan Stadium: 3-0			
At Lambeau Field: 5-3			



vs. HOUSTON TEXANS

Regular Season: 23-19 (Home 12-9, Away 11-10) • Playoffs: 0-0

Date	Site	W/L	Score
11-10-02	Tenn	W	17-10
12-29-02	Hou	W	13-3
10-12-03	Tenn	W	38-17
12-21-03	Hou	W	27-24
10-17-04	Tenn	L	10-20
11-28-04	Hou	L	21-31
10-9-05	Hou	W	34-20
12-11-05	Tenn	W	13-10
10-29-06	Tenn	W	28-22
12-10-06	Hou	W	26-20 OT
10-21-07	Hou	W	38-36
12-2-07	Tenn	W	28-20
9-21-08	Tenn	W	31-12

Date	Site	W/L	Score
12-14-08	Hou	L	12-13
9-20-09	Tenn	L	31-34
11-23-09	Hou	W	20-17
11-28-10	Hou	L	0-20
12-19-10	Tenn	W	31-17
10-23-11	Tenn	L	7-41
1-1-12	Hou	W	23-22
9-30-12	Hou	L	14-38
12-2-12	Tenn	L	10-24
9-15-13	Hou	L	24-30 OT
12-29-13	Tenn	W	16-10
10-26-14	Tenn	L	16-30
11-30-14	Hou	L	21-45

Date	Site	W/L	Score
11-1-15	Hou	L	6-20
12-27-15	Tenn	L	6-34
10-2-16	Hou	L	20-27
1-1-17	Tenn	W	24-17
10-1-17	Hou	L	14-57
12-3-17	Tenn	W	24-13
9-16-18	Tenn	W	20-17
11-26-18	Hou	L	17-34
12-15-19	Tenn	L	21-24
12-29-19	Hou	W	35-14
10-18-20	Tenn	W	42-36 OT
1-3-21	Hou	W	41-38
11-21-21	Tenn	L	13-22

Date	Site	W/L	Score
1-9-22	Hou	W	28-25
10-30-22	Hou	W	17-10
12-24-22	Tenn	L	14-19
Total Points: Titans 891, Texans 993			
Longest Win Streak: 7 (2005-08)			
Longest Losing Streak: 5 (2014-16)			
At Nissan Stadium: 12-9			
At NRG Stadium: 11-10			
Series Sweeps: Titans (2002, 03, 05, 06, 07, 20); Texans (2004, 12, 14, 15)			



vs. INDIANAPOLIS COLTS

Regular Season: 21-35 (Home 10-16, Away 11-19) • Playoffs: 1-0 (Home 0-0, Away 1-0)

Date	Site	W/L	Score
10-11-70	Hou	L	20-24
11-4-73	Balt	W	31-27
11-1-76	Balt	L	14-38
10-14-79	Balt	W	28-16
9-21-80	Hou	W	21-16
12-18-83	Balt	L	10-20
9-9-84	Hou	L	21-35
12-22-85	Ind	L	16-34
11-23-86	Hou	W	31-17
11-29-87	Ind	L	27-51
9-4-88	Ind	W	17-14 OT
9-23-90	Hou	W	24-10
9-13-92	Ind	W	20-10
9-4-94	Ind	L	21-45
1-16-00	Ind	W	19-16 (Div)
11-3-02	Ind	W	23-15
12-8-02	Tenn	W	27-17
9-14-03	Ind	L	7-33

Date	Site	W/L	Score
12-7-03	Tenn	L	27-29
9-19-04	Tenn	L	17-31
12-5-04	Ind	L	24-51
10-2-05	Tenn	L	10-31
12-4-05	Ind	L	3-35
10-8-06	Ind	L	13-14
12-3-06	Tenn	W	20-17
9-16-07	Tenn	L	20-22
12-30-07	Ind	W	16-10
10-27-08	Tenn	W	31-21
12-28-08	Ind	L	0-23
10-11-09	Tenn	L	9-31
12-06-09	Ind	L	17-27
12-9-10	Tenn	L	28-30
1-2-11	Ind	L	20-23
10-30-11	Tenn	W	27-10
12-18-11	Ind	L	13-27
10-28-12	Tenn	L	13-19 OT

Date	Site	W/L	Score
12-9-12	Ind	L	23-27
11-14-13	Tenn	L	27-30
12-1-13	Ind	L	14-22
9-28-14	Ind	L	17-41
12-28-14	Tenn	L	10-27
9-27-15	Tenn	L	33-35
1-3-16	Ind	L	24-30
10-23-16	Tenn	L	26-34
11-20-16	Ind	L	17-24
10-16-17	Tenn	W	36-22
11-26-17	Ind	W	20-16
11-18-18	Ind	L	10-38
12-30-18	Tenn	L	17-33
9-15-19	Tenn	L	17-19
12-1-19	Ind	W	31-17
11-12-20	Tenn	L	17-34
11-29-20	Ind	W	45-26
9-26-21	Tenn	W	25-16

Date	Site	W/L	Score
10-31-21	Ind	W	34-31 OT
10-2-22	Ind	W	24-17
10-23-22	Tenn	W	19-10
Total Points: Titans 1,171, Colts 1,538			
Longest Win Streak: 5 (current; 2020-22)			
Longest Losing Streak: 11 (2011-16)			
At Nissan Stadium: 7-14			
At RCA Dome: 5-8			
At Lucas Oil Stadium: 5-10			
Series Sweeps: Titans (2002, 17, 21, 22); Colts (2003, 04, 05, 09, 10, 12, 13, 14, 15, 16, 18)			



vs. JACKSONVILLE JAGUARS Regular Season: 33-23 (Home 18-10, Away 15-13) • Playoffs: 1-0 (Home 0-0, Away 1-0)

Date	Site	W/L	Score
9-3-95	Jax	W	10-3
10-1-95	Hou	L	17-16
9-8-96	Jax	W	34-27
12-8-96	Hou	L	17-23
11-2-97	Tenn	L	24-30
11-16-97	Jax	L	9-17
9-27-98	Tenn	L	22-27
12-13-98	Jax	W	16-13
9-26-99	Jax	W	20-19
12-26-99	Tenn	W	41-14
1-23-00	Jax	W	33-14 (Champ)
10-16-00	Tenn	W	27-13
11-26-00	Jax	L	13-16
9-23-01	Jax	L	6-13
11-4-01	Tenn	W	28-24
10-13-02	Tenn	W	23-14
12-22-02	Jax	W	28-10

Date	Site	W/L	Score
10-28-03	Jax	W	30-17
11-16-03	Tenn	W	10-3
9-26-04	Tenn	L	15-12
11-21-04	Jax	W	18-15
11-20-05	Tenn	L	28-31
1-1-06	Jax	L	13-40
11-5-06	Jax	L	7-37
12-17-06	Tenn	W	24-17
9-9-07	Jax	W	13-10
11-11-07	Tenn	L	13-28
9-7-08	Tenn	W	17-10
11-16-08	Jax	W	24-14
10-4-09	Jax	L	17-37
11-1-09	Tenn	W	30-13
10-18-10	Jax	W	30-3
12-5-10	Tenn	L	6-17
9-11-11	Jax	L	14-16

Date	Site	W/L	Score
12-24-11	Tenn	W	23-17
11-25-12	Jax	L	19-24
12-30-12	Tenn	W	38-20
11-10-13	Tenn	L	27-29
12-22-13	Jax	W	20-16
10-12-14	Tenn	W	16-14
12-18-14	Jax	L	13-21
11-19-15	Jax	L	13-19
12-6-15	Tenn	W	42-39
10-27-16	Tenn	W	36-22
12-24-16	Jax	L	17-38
9-17-17	Jax	W	37-16
12-31-17	Tenn	W	15-10
9-23-18	Jax	W	9-6
12-6-18	Tenn	W	30-9
9-19-19	Jax	L	7-20
11-24-19	Tenn	W	42-20

Date	Site	W/L	Score
9-20-20	Tenn	W	33-30
12-13-20	Jax	W	31-10
10-10-21	Jax	W	37-19
12-12-21	Tenn	W	20-0
12-11-22	Tenn	L	22-36
1-7-23	Jax	L	16-20

Total Points: Titans 1,236, Jaguars 1,072
Longest Win Streak: 5 (2019-21; 2001-03)
Longest Losing Streak: 4 (1996-98)
At Nissan Stadium: 18-6
At TIAA Bank Field: 16-13
Series Sweeps: Titans (1999, 02, 08, 17, 18, 20, 21); Jaguars (1997, 05, 22)



vs. KANSAS CITY CHIEFS Regular Season: 24-28 (Home 14-10, Away 10-18) • Playoffs: 1-3 (Home 0-2, Away 1-1)

Date	Site	W/L	Score
10-16-60	Hou	W	20-10
12-04-60	Dal	L	0-24
10-01-61	Dal	L	21-26
10-22-61	Hou	W	38-7
10-28-62	Hou	L	7-31
11-04-62	Dal	W	14-6
12-23-62	Hou	L	17-20 (AFL Champ)
10-06-63	KC	L	7-28
10-27-63	Hou	W	28-7
10-04-64	KC	L	7-28
11-22-64	Hou	L	19-28
10-24-65	Hou	W	38-36
11-28-65	KC	L	21-52
10-30-66	KC	L	23-48
9-09-67	Hou	L	20-25

Date	Site	W/L	Score
10-22-67	KC	W	24-19
9-09-68	Hou	L	21-26
11-28-68	KC	L	10-24
10-12-69	KC	L	0-24
11-08-70	KC	L	9-24
9-26-71	Hou	L	16-20
11-18-73	KC	L	14-38
9-29-74	Hou	L	7-17
11-02-75	KC	W	17-13
11-27-77	Hou	W	34-20
9-10-78	KC	W	20-17
9-16-79	Hou	W	20-6
10-12-80	KC	L	20-21
11-15-81	KC	L	10-23
10-23-83	Hou	L	10-13
11-11-84	KC	W	17-16

Date	Site	W/L	Score
11-03-85	Hou	W	23-20
9-21-86	KC	L	13-27
10-09-88	Hou	W	7-6
11-26-89	KC	L	0-34
12-16-90	KC	W	27-10
9-16-91	Hou	W	17-7
9-20-92	Hou	W	23-20
9-12-93	Hou	W	30-0
1-16-94	Hou	L	20-28 (Div)
12-18-94	KC	L	9-31
11-19-95	KC	L	13-20
9-01-96	Hou	L	19-20
9-10-00	Ten	W	17-14
12-13-04	Ten	L	38-49
12-16-07	KC	W	26-17
10-19-08	KC	W	34-10

Date	Site	W/L	Score
12-26-10	KC	L	14-34
10-6-13	Tenn	L	17-26
9-7-14	KC	W	26-10
12-18-16	KC	W	19-17
1-6-18	KC	W	22-21 (WC)
11-10-19	Tenn	W	35-32
1-19-20	KC	L	24-35 (Champ)
10-24-21	Tenn	W	27-3
11-6-22	KC	L	17-20 (OT)

Total Points: Titans 1,046, Chiefs 1,208
Longest Win Streak: 4 (last 2014-19)
Longest Losing Streak: 7 (1968-74)
At Nissan Stadium: 3-2
At Arrowhead Stadium: 9-10



vs. LAS VEGAS RAIDERS Regular Season: 22-26 (Home 15-14, Away 7-12) • Playoffs: 0-4 (Home 0-0, Away 0-4)

Date	Site	W/L	Score
9-11-60	Oak	W	37-22
9-25-60	Hou	L	13-14
9-9-61	Hou	W	55-0
12-17-61	Oak	W	47-16
11-11-62	Oak	W	28-20
12-9-62	Hou	W	32-17
9-7-63	Hou	L	13-24
12-22-63	Oak	L	49-52
9-19-64	Hou	W	42-28
11-15-64	Oak	L	10-20
9-26-65	Oak	L	17-21
11-7-65	Hou	L	21-33
9-10-66	Hou	W	31-0
11-6-66	Oak	L	23-38
12-10-67	Hou	L	7-19
12-31-67	Oak	L	7-40 (AFL Champ)

Date	Site	W/L	Score
9-29-68	Hou	L	15-24
9-14-69	Oak	L	17-21
12-21-69	Oak	L	7-56 (AFL Div)
11-14-71	Oak	L	21-41
10-9-72	Hou	L	0-34
12-2-73	Hou	L	6-17
12-14-75	Oak	W	27-26
9-26-76	Hou	L	13-14
11-13-77	Oak	L	29-34
10-8-78	Oak	L	17-21
11-11-79	Hou	W	31-17
12-28-80	Oak	L	7-27 (WC)
11-8-81	Hou	W	17-16
9-11-83	LA	L	6-20
9-2-84	Hou	L	14-24
10-26-86	Hou	L	17-28
9-11-88	Hou	W	38-35

Date	Site	W/L	Score
11-19-89	Hou	W	23-7
9-1-91	Hou	W	47-17
10-30-94	LA	L	14-17
8-31-97	Tenn	W	24-21 OT
12-9-99	Tenn	W	21-14
12-22-01	Oak	W	13-10
9-29-02	Oak	L	25-52
1-19-03	Oak	L	24-41 (Champ)
9-7-03	Tenn	W	25-20
12-19-04	Oak	L	35-40
10-30-05	Tenn	L	25-34
10-28-07	Tenn	W	13-9
9-12-10	Tenn	W	38-13
11-24-13	Oak	W	23-19
11-29-15	Tenn	L	21-24
9-25-16	Tenn	L	10-17
9-10-17	Tenn	L	16-26

Date	Site	W/L	Score
12-8-19	Oak	W	42-21
9-25-22	Tenn	W	24-22

Total Points: Titans 1,177, Raiders 1,243
Longest Win Streak: 4 (1961-62)
Longest Losing Streak: 9 (1966-73)
At Nissan Stadium: 5-4
At Oakland Alameda Coliseum: 3-11
At Allegiant Stadium: 0-0
Series Sweeps: Titans (1961,62); Raiders (1963, 65)

 vs. LOS ANGELES CHARGERS Regular Season: 15-28-1 (Home 12-9, Away 3-19-1) • Playoffs: 3-1 (Home 1-0, Away 2-1)

Date	Site	W/L	Score	Date	Site	W/L	Score	Date	Site	W/L	Score	Total Points:
9-18-60	Hou	W	38-28	9-24-67	SD	L	3-13	9-30-90	SD	W	17-7	Titans 1,015, Chargers 1,175
11-13-60	LA	L	21-24	12-16-67	Hou	W	17-24	9-27-92	Hou	W	27-0	Longest Win Streak: 4 (1961-62, 1987-92)
1-1-61	Hou	W	24-16 (AFL Champ)	9-21-68	SD	L	14-30	9-19-93	SD	L	17-18	Longest Losing Streak: 9 (1993-2012)
9-24-61	SD	L	24-34	11-27-69	Hou	L	17-21	9-13-98	Tenn	L	7-13	At Nissan Stadium: 2-2
12-3-61	Hou	W	33-13	10-25-70	SD	T	31-31	10-3-04	SD	L	17-38	At Qualcomm Stadium: 3-13-1
12-24-61	SD	W	10-3 (AFL Champ)	12-19-71	Hou	W	49-33	9-17-06	SD	L	7-40	At StubHub Center: 0-0
9-23-62	SD	W	42-17	11-26-72	SD	L	20-34	12-9-07	Tenn	L	17-23 OT	At SoFi Stadium: 0-1
11-25-62	Hou	W	33-27	9-15-74	Hou	W	21-14	1-6-08	SD	L	6-17 (WC)	*At Wembley Stadium: 0-1
12-1-63	SD	L	0-27	9-28-75	Hou	W	33-17	12-25-09	Tenn	L	17-42	Series Sweeps: Titans (1962); Chargers (1963, 64, 65)
12-15-63	Hou	L	14-20	10-17-76	SD	L	27-30	10-31-10	SD	L	25-33	
9-12-64	SD	L	21-27	12-17-78	Hou	L	24-45	9-16-12	SD	L	10-38	
10-25-64	Hou	L	17-20	12-29-79	SD	W	17-14 (Div)	9-22-13	Tenn	W	20-17	
10-3-65	SD	L	14-31	9-16-84	SD	L	14-31	11-6-16	SD	L	35-43	
12-12-65	Hou	L	26-37	11-24-85	Hou	W	37-35	10-21-18	LA*	L	19-20	
12-4-66	Hou	L	22-28	12-7-86	SD	L	0-27	10-20-19	Tenn	W	23-20	
				12-6-87	Hou	W	33-18	12-18-22	LA	L	14-17	
				9-17-89	SD	W	34-27					

 vs. LOS ANGELES RAMS Regular Season: 6-7 (Home 3-4, Away 3-3) • Playoffs: 0-1 (Neutral Site 0-1)

Date	Site	W/L	Score	Date	Site	W/L	Score	Total Points:
10-7-73	Hou	L	26-31	10-31-99	Tenn	W	24-21	Titans 314, Rams 285
9-24-78	Hou	L	6-10	1-30-00	Atl	L	16-23 (SB 34)	Longest Win Streak: 2 (2009-13)
9-6-81	LA	W	27-20	9-25-05	St.L	L	27-31	Longest Losing Streak: 2 (last 2000-05)
12-9-84	LA	L	16-27	12-13-09	Tenn	W	47-7	At Nissan Stadium: 2-1
9-13-87	Hou	W	20-16	11-3-13	StL	W	28-21	At Edward Jones Dome: 1-1
11-4-90	LA	L	13-17	12-24-17	Tenn	L	27-23	At L.A. Memorial Coliseum: 0-0
9-26-93	Hou	L	28-13	11-7-21	LAR	W	28-16	At SoFi Stadium: 1-0

 vs. MIAMI DOLPHINS Regular Season: 17-21 (Home 9-8, Away 8-13) • Playoffs: 1-0 (Home 0-0, Away 1-0)

Date	Site	W/L	Score	Date	Site	W/L	Score	Date	Site	W/L	Score	Total Points:
10-23-66	Hou	L	13-20	12-24-78	Mia	W	17-9 (WC)	9-9-01	Tenn	L	23-31	Titans 746, Dolphins 722
12-18-66	Mia	L	28-29	11-5-79	Mia	W	9-6	11-9-03	Tenn	W	31-7	Longest Win Streak: 3 (1967-68, 78-79)
12-3-67	Hou	W	17-14	9-20-81	Hou	L	10-16	9-11-04	Mia	W	17-7	Longest Losing Streak: 5 (1992-01)
12-23-67	Mia	W	41-10	12-4-83	Hou	L	17-24	12-24-05	Mia	L	10-24	At Nissan Stadium: 3-2
9-14-68	Mia	W	24-10	10-14-84	Mia	L	10-28	9-24-06	Mia	L	10-13	At Hard Rock Stadium: 4-8
10-6-68	Hou	L	7-24	9-8-85	Hou	W	26-23	12-20-09	Tenn	W	27-24 OT	Series Sweeps: Titans (1967, 69); Dolphins (1966)
9-28-69	Hou	W	22-10	11-2-86	Mia	L	7-28	11-14-10	Mia	L	17-29	
11-23-69	Mia	W	32-7	10-1-89	Hou	W	39-7	11-11-12	Mia	W	37-3	
9-27-70	Hou	L	10-20	10-20-91	Mia	W	17-13	10-18-15	Tenn	L	10-38	
9-24-72	Mia	L	13-34	11-22-92	Mia	L	16-19	10-9-16	Mia	W	30-17	
11-16-75	Hou	W	20-19	11-17-96	Hou	L	20-23	10-8-17	Mia	L	10-16	
10-2-77	Mia	L	7-27	9-7-97	Mia	L	13-16 OT	9-9-18	Mia	L	20-27	
11-20-78	Hou	W	35-30	11-7-99	Mia	L	0-17	1-2-22	Tenn	W	34-3	

 vs. MINNESOTA VIKINGS Regular Season: 5-9 (Home 3-2, Away 2-7) • Playoffs: 0-0

Date	Site	W/L	Score	Date	Site	W/L	Score	Date	Site	W/L	Score	Total Points:
10-13-74	Min	L	10-51	10-8-95	Min	L	17-23	9-11-16	Ten	L	16-25	Titans 219, Vikings 350
12-21-80	Hou	W	20-16	12-26-98	Tenn	L	16-26	9-27-20	Min	W	31-30	Longest Win Streak: 1 (last 2020)
10-16-83	Min	L	14-34	12-9-01	Min	L	24-42					Longest Losing Streak: 4 (1995-04)
12-14-86	Hou	W	23-10	10-24-04	Min	L	3-20					At Nissan Stadium: 1-0
9-10-89	Min	L	7-38	9-28-08	Tenn	W	30-17					At Metrodome: 1-6
11-15-92	Min	W	17-13	10-7-12	Min	L	7-30					At U.S. Bank Stadium: 1-0

 vs. NEW ENGLAND PATRIOTS Regular Season: 16-24-1 (Home 11-7, Away 5-17-1) • Playoffs: 2-2 (Home 0-0, Away 2-2)

Date	Site	W/L	Score	Date	Site	W/L	Score	Date	Site	W/L	Score	Date	Site	W/L	Score	Total Points:
11-25-60	NE	W	24-10	11-5-67	NE	L	7-18	10-18-87	Hou	L	7-21	11-11-18	Tenn	W	34-10	Titans 904, Patriots 1,118
12-18-60	Hou	W	37-21	11-26-67	Hou	W	27-6	9-25-88	Hou	W	31-6	1-4-20	NE	W	20-13 (WC)	Longest Win Streak: 4 (1975-80)
10-13-61	NE	T	31-31	10-13-68	NE	W	16-0	10-8-89	NE	L	13-23	11-28-21	NE	L	13-36	Longest Losing Streak: 6 (2003-15)
11-12-61	Hou	W	27-15	12-15-68	Hou	W	45-17	9-22-91	NE	L	20-24	At Nissan Stadium: 2-2				
9-16-62	NE	L	21-34	11-2-69	NE	L	0-24	10-17-93	NE	W	28-14	At Gillette Stadium: 1-6				
11-18-62	Hou	W	21-17	12-14-69	Hou	W	23-27	9-20-98	NE	L	16-27	Series Sweeps: Titans (1960, 68); Patriots (1963, 64, 66)				
11-1-63	NE	L	3-45	11-7-71	NE	L	20-28	12-16-02	Tenn	W	24-7					
12-8-63	Hou	L	28-46	11-25-73	Hou	L	0-32	10-5-03	NE	L	30-38					
11-6-64	NE	L	24-25	9-21-75	NE	W	7-0	1-10-04	NE	L	14-17 (Div)					
11-29-64	Hou	L	17-34	11-12-78	NE	W	26-23	12-31-06	Tenn	L	23-40					
9-19-65	Hou	W	10-31	12-31-78	NE	W	31-14 (Div)	10-18-09	NE	L	0-59					
12-18-65	NE	L	14-42	11-10-80	Hou	W	38-34	9-9-12	Tenn	L	13-34					
9-25-66	NE	L	21-27	10-18-81	NE	L	10-38	12-20-15	NE	L	16-33					
11-13-66	Hou	L	14-38	11-28-82	NE	L	21-29	1-13-18	NE	L	14-35 (Div)					

 **vs. NEW ORLEANS SAINTS** Regular Season: 9-6-1 (Home 3-4-1, Away 6-2) • Playoffs: 0-0

Date	Site	W/L	Score	Date	Site	W/L	Score	Date	Site	W/L	Score	Total Points: Titans 364, Saints 342 Longest Win Streak: 4 (1996-07) Longest Losing Streak: 3 (1981-87) At Nissan Stadium: 2-2 At Superdome: 6-2
10-3-71	Hou	T	13-13	10-21-90	Hou	W	23-10	12-11-11	Tenn	L	17-22	
10-3-76	NO	W	31-26	9-5-93	NO	L	21-33	11-8-15	NO	W	34-28 OT	
12-10-78	NO	W	17-12	11-10-96	NO	W	31-14	12-22-19	Tenn	L	28-38	
11-22-81	Hou	L	24-27	10-17-99	NO	W	24-21	11-14-21	Tenn	W	23-21	
9-30-84	Hou	L	10-27	9-21-03	Tenn	W	27-12					
12-13-87	NO	L	10-24	9-24-07	NO	W	31-14					

 **vs. NEW YORK GIANTS** Regular Season: 6-7 (Home 3-4, Away 3-3) • Playoffs: 0-0

Date	Site	W/L	Score	Date	Site	W/L	Score	Date	Site	W/L	Score	Total Points: Titans 239, Giants 260 Longest Win Streak: 5 (1997-10) Longest Losing Streak: 5 (1973-94) At Nissan Stadium: 2-2 At Giants Stadium: 1-2 At MetLife Stadium: 2-0
9-16-73	NY	L	14-34	11-9-97	Tenn	W	10-6	12-7-14	Tenn	L	7-36	
12-5-82	NY	L	14-17	10-1-00	Tenn	W	28-14	12-16-18	NY	W	17-0	
12-8-85	Hou	L	14-35	12-1-02	NY	W	32-29 OT	9-11-22	Ten	L	20-21	
12-21-91	NY	L	20-24	11-26-06	Tenn	W	24-21					
11-21-94	Hou	L	10-13	9-26-10	NY	W	29-10					

 **vs. NEW YORK JETS** Regular Season: 24-20-1 (Home 18-7, Away 6-13-1) • Playoffs: 1-0 (Home 1-0, Away 0-0)

Date	Site	W/L	Score	Date	Site	W/L	Score	Date	Site	W/L	Score	Date	Site	W/L	Score	Total Points: Titans 1,072, Jets 971 Longest Win Streak: 6 (last 1991-96) Longest Losing Streak: 4 (1968-69) At Nissan Stadium: 4-3 At Giants Stadium: 2-3 At MetLife Stadium: 0-2 Series Sweeps: Titans (1960, 61, 62); Jets (1968, 69)
10-9-60	Hou	W	27-21	10-15-67	NY	T	28-28	10-13-91	NY	W	23-20	12-14-14	Tenn	L	11-16	
10-23-60	NY	W	42-28	10-20-68	Hou	L	14-20	12-29-91	Hou	W	17-10 (WC)	12-13-15	NYJ	L	8-30	
11-19-61	Hou	W	49-13	11-10-68	NY	L	7-26	1-2-94	Hou	W	24-0	12-2-18	Tenn	W	26-22	
12-10-61	NY	W	48-21	10-20-69	NY	L	17-26	12-24-94	Hou	W	24-10	10-3-21	NYJ	L	24-27 OT	
10-14-62	Hou	W	56-17	12-6-69	Hou	L	26-34	12-17-95	Hou	W	23-6					
12-15-62	NY	W	44-10	10-1-72	Hou	W	26-20	12-1-96	NY	W	35-10					
9-22-63	NY	L	17-24	11-3-74	NY	W	27-22	11-22-98	Tenn	L	3-24					
11-10-63	Hou	W	31-27	9-18-77	Hou	W	20-0	12-1-03	NY	L	17-24					
10-17-64	NY	L	21-24	10-28-79	Hou	W	27-24	9-10-06	Tenn	L	16-23					
12-13-64	Hou	W	33-17	11-23-80	NY	L	28-31 OT	12-23-07	Tenn	W	10-6					
9-12-65	Hou	W	27-21	9-27-81	NY	L	17-33	11-23-08	Tenn	L	13-34					
11-21-65	NY	L	14-41	11-18-84	Hou	W	31-20	9-27-09	NY	L	17-24					
9-18-66	NY	L	13-52	9-18-88	NY	L	3-45	12-17-12	Tenn	W	14-10					
10-16-66	Hou	W	24-0	10-28-90	Hou	L	12-17	10-6-13	Tenn	W	38-13					

 **vs. PHILADELPHIA EAGLES** Regular Season: 5-8 (Home 3-3, Away 2-5) • Playoffs: 0-0

Date	Site	W/L	Score	Date	Site	W/L	Score	Date	Site	W/L	Score	Total Points: Titans 256, Eagles 315 Longest Win Streak: 4 (2000-10) Longest Losing Streak: 6 (1972-94) At Nissan Stadium: 3-0 At Lincoln Financial Field: 1-2
11-12-72	Hou	L	17-18	10-24-94	Phi	L	6-21	11-23-14	Phi	L	24-43	
12-16-79	Hou	L	20-26	12-3-00	Phi	W	15-13	9-30-18	Ten	W	26-23	
12-19-82	Phi	L	14-35	9-8-02	Tenn	W	27-24	12-4-22	Phi	L	10-35	
10-2-88	Phi	L	23-32	11-19-06	Phi	W	31-13					
12-2-91	Hou	L	6-13	10-24-10	Tenn	W	37-19					

 **vs. PITTSBURGH STEELERS** Regular Season: 31-45 (Home 19-19, Away 12-26) • Playoffs: 1-3 (Home 1-1, Away 0-2)

Date	Site	W/L	Score	Date	Site	W/L	Score	Date	Site	W/L	Score	Date	Site	W/L	Score	Total Points: Titans 1,406, Steelers 1,710 Longest Win Streak: 7 (1997-00) Longest Losing Streak: 5 (last 1994-96) At Nissan Stadium: 6-4 At Heinz Field: 2-6 Series Sweeps: Titans (1987, 89, 93, 98, 99, 00); Steelers (1972, 73, 75, 76, 83, 85, 86, 92, 94, 95, 01)
9-20-70	Pitt	W	19-7	12-4-80	Hou	W	6-0	9-6-92	Hou	L	24-29	9-11-05	Pitt	L	7-34	
10-18-70	Hou	L	3-7	10-26-81	Pitt	L	13-26	11-1-92	Pitt	L	20-21	12-21-08	Tenn	W	31-14	
10-24-71	Pitt	L	16-23	12-20-81	Hou	W	21-20	11-28-93	Hou	W	23-3	9-10-09	Pitt	L	10-13 OT	
12-5-71	Hou	W	29-3	11-21-82	Hou	L	10-24	12-19-93	Pitt	W	26-17	9-19-10	Tenn	L	11-19	
10-15-72	Pitt	L	7-24	9-18-83	Hou	L	28-40	10-3-94	Pitt	L	14-30	10-9-11	Pitt	L	17-38	
12-10-72	Hou	L	3-9	10-2-83	Pitt	L	10-17	11-6-94	Hou	L	9-12 OT	10-11-12	Tenn	W	26-23	
9-30-73	Hou	L	7-36	11-4-84	Pitt	L	7-35	9-10-95	Hou	L	17-34	9-8-13	Pit	W	16-9	
12-9-73	Pitt	L	7-33	12-2-84	Hou	W	23-20 OT	12-3-95	Pitt	L	7-21	11-17-14	Tenn	L	24-27	
10-6-74	Hou	L	7-13	9-22-85	Pitt	L	0-20	9-29-96	Pitt	L	16-30	11-16-17	Pit	L	17-40	
12-1-74	Pitt	W	13-10	11-17-85	Hou	L	7-30	10-20-96	Hou	W	23-13	10-25-20	Tenn	L	24-27	
11-9-75	Pitt	L	17-24	9-28-86	Hou	L	16-22 OT	9-28-97	Pitt	L	24-37	12-19-21	Pit	L	13-19	
11-24-75	Hou	L	9-32	11-16-86	Pitt	L	10-21	12-21-97	Tenn	W	16-6					
11-21-76	Pitt	L	16-32	11-15-87	Pitt	W	23-3	11-1-98	Pitt	W	41-31					
12-11-76	Hou	L	0-21	12-20-87	Hou	W	24-16	11-15-98	Tenn	W	23-14					
10-9-77	Hou	W	27-10	10-16-88	Pitt	W	34-14	11-21-99	Tenn	W	16-10					
10-23-77	Pitt	L	10-27	12-4-88	Hou	L	34-37	1-2-00	Pitt	W	47-36					
10-23-78	Pitt	W	24-17	10-22-89	Hou	W	27-0	9-24-00	Pitt	W	23-20					
12-3-78	Hou	L	3-13	12-3-89	Pitt	W	23-16	11-5-00	Tenn	W	9-7					
1-7-79	Pitt	L	5-34 (Champ)	12-31-89	Hou	L	26-23 OT (WC)	10-29-01	Pitt	L	7-34					
9-9-79	Pitt	L	7-38	9-16-90	Pitt	L	9-20	11-25-01	Tenn	L	24-34					
12-10-79	Hou	W	20-17	12-30-90	Hou	W	34-14	11-17-02	Tenn	W	31-23					
1-6-80	Pitt	L	13-27 (Champ)	11-24-91	Pitt	L	14-26	1-11-03	Tenn	W	34-31 OT (Div)					
9-7-80	Pitt	L	17-31	12-8-91	Hou	W	31-6	9-28-03	Pitt	W	30-13					

vs. SAN FRANCISCO 49ERS Regular Season: 6-9 (Home 3-5, Away 3-4) • Playoffs: 0-0

Date	Site	W/L	Score	Date	Site	W/L	Score	Date	Site	W/L	Score	Total Points: Titans 303, 49ers 338 Longest Win Streak: 2 (1975-78, 2005-09) Longest Losing Streak: 4 (1981-90) At Nissan Stadium: 2-1 At Candlestick Park: 3-3 At Levi's Stadium: 0-1
11-15-70	Hou	L	20-30	10-7-90	Hou	L	21-24	10-20-13	Tenn	L	17-31	
12-7-75	SF	W	27-13	12-25-93	SF	W	10-7	12-17-17	SF	L	23-25	
9-17-78	Hou	W	20-19	10-27-96	Hou	L	9-10	12-23-21	Tenn	W	20-17	
12-13-81	SF	L	6-28	10-3-99	SF	L	22-24					
10-21-84	Hou	L	21-34	11-27-05	Tenn	W	33-22					
11-8-87	SF	L	20-27	11-8-09	SF	W	34-27					

vs. SEATTLE SEAHAWKS Regular Season: 7-10 (Home 4-3, Away 3-7) • Playoffs: 1-0 (Home 1-0, Away 0-0)

Date	Site	W/L	Score	Date	Site	W/L	Score	Date	Site	W/L	Score	Total Points: Titans 363, Seahawks 375 Longest Win Streak: 3 (1981-87) Longest Losing Streak: 5 (1994-05) At Nissan Stadium: 1-1 At CenturyLink Field: 1-1 At Lumen Field: 1-0
11-20-77	Sea	W	22-10	11-13-88	Sea	L	24-27	11-29-98	Sea	L	18-20	
10-21-79	Sea	L	14-34	12-2-90	Sea	L	10-13 OT	12-18-05	Tenn	L	24-28	
10-5-80	Hou	L	7-26	11-7-93	Hou	W	24-14	1-3-10	Sea	W	17-13	
10-11-81	Hou	W	35-17	12-11-94	Hou	L	14-16	10-13-13	Sea	L	13-20	
9-19-82	Hou	W	23-21	11-3-96	Sea	L	16-23	9-24-17	Tenn	W	33-27	
1-3-88	Hou	W	23-20 OT (WC)	10-5-97	Sea	L	13-16	9-19-21	Sea	W	33-30 OT	

vs. TAMPA BAY BUCCANEERS Regular Season: 10-2 (Home 8-0, Away 2-2) • Playoffs: 0-0

Date	Site	W/L	Score	Date	Site	W/L	Score	Total Points: Titans 300, Buccaneers 201 Longest Win Streak: 5 (1989-03) Longest Losing Streak: 1 (1983, 2007) At Nissan Stadium: 4-0 At Raymond James Stadium: 2-1
9-12-76	Hou	W	20-0	10-14-01	Tenn	W	31-28 OT	
10-19-80	Hou	W	20-14	12-28-03	Tenn	W	33-13	
11-27-83	TB	L	24-33	10-14-07	TB	L	10-13	
12-10-89	Hou	W	20-17	11-27-11	Tenn	W	23-17	
10-29-95	Hou	W	19-7	9-13-15	TB	W	42-14	
11-8-98	TB	W	31-22	10-27-19	Tenn	W	27-23	

vs. WASHINGTON COMMANDERS Regular Season: 8-6 (Home 4-2, Away 4-4) • Playoffs: 0-0

Date	Site	W/L	Score	Date	Site	W/L	Score	Date	Site	W/L	Score	Total Points: Titans 295, Commanders 267 Longest Win Streak: 2 (current, last 1997-00) Longest Losing Streak: 2 (2010-14) At Nissan Stadium: 1-2 At FedEx Field: 3-1
10-10-71	Wash	L	13-22	10-19-97	Tenn	W	28-14	12-22-18	Tenn	W	25-16	
10-19-75	Hou	W	13-10	10-30-00	Wash	W	27-21	10-9-22	Was	W	21-17	
9-2-79	Wash	W	29-27	10-6-02	Tenn	L	14-31					
9-15-85	Wash	L	16-13	10-15-06	Wash	W	25-22					
10-30-88	Hou	W	41-17	11-21-10	Tenn	L	16-19 OT					
11-3-91	Wash	L	13-16 OT	10-20-14	Wash	L	17-19					



TITANS ALL-TIME FIRST-ROUND DRAFT PICKS

Year	Pick	Player	Pos.	College	Year	Pick	Player	Pos.	College
2022	18	Treyton Burks	WR	Arkansas	1986	3	Jim Everett	QB	Purdue
2021	22	Caleb Farley	CB	Virginia Tech	1985	3	Ray Childress	DE	Texas A&M
2020	29	Isaiah Wilson	T	Georgia		11	Richard Johnson	DB	Wisconsin
2019	19	Jeffery Simmons	DT	Mississippi State	1984	2	Dean Steinkuhler	T	Nebraska
2018	22	Rashaan Evans	LB	Alabama	1983	9	Bruce Matthews	G	Southern California
2017	5	Corey Davis	WR	Western Michigan	1982	8	Mike Munchak	G	Penn State
	18	Adoree' Jackson	CB	Southern California	1981		(none)		
2016	8	Jack Conklin	T	Michigan State	1980		(none)		
2015	2	Marcus Mariota	QB	Oregon	1979		(none)		
2014	11	Taylor Lewan	T	Michigan	1978	1	Earl Campbell	RB	Texas
2013	10	Chance Warmack	G	Alabama	1977	11	Morris Towns	T	Missouri
2012	20	Kendall Wright	WR	Baylor	1976		(none)		
2011	8	Jake Locker	QB	Washington	1975	6	Robert Brazile	LB	Jackson State
2010	16	Derrick Morgan	DE	Georgia Tech		15	Don Hardeman	RB	Texas A&M-Kingsville
2009	30	Kenny Britt	WR	Rutgers	1974		(none)		
2008	24	Chris Johnson	RB	East Carolina	1973	1	John Matuszak	DE	Tampa
2007	19	Michael Griffin	DB	Texas		14	George Amundson	RB	Iowa State
2006	3	Vince Young	QB	Texas	1972	6	Greg Sampson	DE	Stanford
2005	6	Pacman Jones	CB	West Virginia	1971	3	Dan Pastorini	QB	Santa Clara
2004		(none)			1970	14	Doug Wilkerson	G	North Carolina Central
2003	28	Andre Woolfolk	CB	Oklahoma	1969	15	Ron Pritchard	LB	Arizona State
2002	15	Albert Haynesworth	DT	Tennessee	1968		(none)		
2001		(none)			1967	5	George Webster	LB	Michigan State
2000	30	Keith Bulluck	LB	Syracuse		23	Tom Regner	G	Notre Dame
1999	16	Jevon Kearse	DE	Florida	1966		Tommy Nobis	LB	Texas
1998	16	Kevin Dyson	WR	Utah	1965		Lawrence Elkins	TE	Baylor
1997	18	Kenny Holmes	DE	Miami (Fla.)	1964		Scott Appleton	DT	Texas
1996	14	Eddie George	RB	Ohio State	1963		Danny Brabham	LB	Arkansas
1995	3	Steve McNair	QB	Alcorn State	1962		Ray Jacobs	DT	Howard Payne
1994	26	Henry Ford	DE	Arkansas	1961		Mike Ditka	TE	Pittsburgh
1993	13	Brad Hopkins	T	Illinois	1960		Billy Cannon	HB	Louisiana State
1992		(none)							
1991		(none)							
1990	15	Lamar Lathon	LB	Houston					
1989	23	David Williams	T	Florida					
1988	22	Lorenzo White	RB	Michigan State					
1987	3	Alonzo Highsmith	RB	Miami (Fla.)					
	20	Haywood Jeffires	WR	North Carolina State					



The Titans drafted Jeffery Simmons in the first round of the 2019 NFL Draft.

1999-2022 DRAFT SELECTIONS

2022

Rd.	Pick	Player	Pos.	College
1a	18	Treyton Burks	WR	Arkansas
1b	26	(Traded to N.Y. Jets)		
2a	35	Roger McCreary	CB	Auburn
2b	58	(Traded to Atlanta)		
3a	69	Nicholas Petit-Frere	OL	Ohio State
3b	86	Malik Willis	QB	Liberty
3c	90	(Traded to Las Vegas)		
3d	101	(Traded to N.Y. Jets)		
4a	131	Hassan Haskins	RB	Michigan
4b	143	Chig Okonkwo	TE	Maryland
5a	163	Kyle Philips	WR	UCLA
5b	169	(Traded to Las Vegas)		
6a	204	Theo Jackson	S	Tennessee
6b	219	Chance Campbell	LB	Mississippi
7	247	(Traded to Miami)		

Draft Notes

General Manager: Jon Robinson

- 4b, 6b – Awarded as a compensatory selections
- 1a, 3d – Picks acquired from Philadelphia for WR A.J. Brown
- 2b – Pick traded with a fourth-round pick in 2023 to Atlanta for WR Julio Jones and a sixth-round pick in 2023
- 2a, 3a, 5a – Picks acquired from N.Y. Jets for 1b, 3d
- 3b – Pick acquired from Las Vegas for 3c and 5b
- 7 – Pick traded with T Isaiah Wilson to Miami in 2021 (see 2021 7a)

2021

Rd.	Pick	Player	Pos.	College
1	22	Caleb Farley	CB	Virginia Tech
2	53	Dillon Radunz	T	North Dakota State
3a	85	(Traded to Green Bay)		
3b	92	Monty Rice	ILB	Georgia
3c	100	Elijah Molden	CB	Washington
4a	109	Dez Fitzpatrick	WR	Louisville
4b	126	(Traded to Carolina)		
4c	135	Rashad Weaver	OLB	Pittsburgh
5	166	(Traded to Carolina)		
6a	185	(Traded to L.A. Chargers)		
6b	205	Racey McMath	WR	Louisiana State
6c	215	Brady Breeze	S	Oregon
7a	232	(Traded to Carolina)		
7b	249	(Traded to L.A. Rams)		

Draft Notes

General Manager: Jon Robinson

- 3b, 4c – Picks acquired from Green Bay for 3a
- 3c – Awarded as a compensatory selection
- 4a – Pick acquired from Carolina for 4b, 5 and 7a
- 6a – Pick acquired from Jacksonville in 2020 for OLB Kamalei Correa and 7b; traded to L.A. Chargers in 2020 for CB Desmond King II
- 6c – Pick acquired from Kansas City in 2020 (see 2020, 7b)
- 7a – Pick acquired from Miami for T Isaiah Wilson and a seventh-round choice in 2022; traded with 4b and 5 to Carolina for 4a
- 7b – Pick and OLB Kamalei Correa traded to Jacksonville in 2020 for 6a

2020

Rd.	Pick	Player	Pos.	College
1	29	Isaiah Wilson	T	Georgia
2	61	Kristian Fulton	CB	Louisiana State
3	93	Darrynton Evans	RB	Appalachian State
4	135	(Traded to Miami)		
5	174	Larrell Murchison	DL	North Carolina State
6	208	(Traded to Green Bay)		
7a	224	Cole McDonald	QB	Hawaii
7b	237	(Traded to Kansas City)		
7c	243	Chris Jackson	DB	Marshall

Draft Notes

General Manager: Jon Robinson

- 4 – Pick traded to Miami in 2019 (see 2019, 6a)

- 6 – Pick traded to Green Bay in 2019 for OLB Reggie Gilbert
- 7a – Pick acquired in a 2019 trade with Cleveland for WR Taywan Taylor
- 7b – Pick acquired in a trade with Denver for DT Jurrell Casey and then traded to Kansas City for a sixth-round choice in 2021

2019

Rd.	Pick	Player	Pos.	College
1	19	Jeffery Simmons	DT	Mississippi State
2	51	A.J. Brown	WR	Mississippi
3	82	Nate Davis	OL	Charlotte
4a	116	Amani Hooker	DB	Iowa
4b	121	(Traded to N.Y. Jets)		
5a	157	(Traded to N.Y. Jets)		
5b	168	D'Andre Walker	OLB	Georgia
6a	188	David Long	LB	West Virginia
6b	191	(Traded to Baltimore)		
7	233	(Traded to Miami)		

Draft Notes

General Manager: Jon Robinson

- 4a, 5b – Picks acquired in a trade with N.Y. Jets for 4b and 5a
- 6a – Pick and QB Ryan Tannehill acquired in a trade with Miami for a seventh-round pick (233 overall) and a fourth-round pick in 2020
- 6b – Pick acquired in a trade with Baltimore for LB Kamalei Correa

2018

Rd.	Pick	Player	Pos.	College
1a	22	Rashaan Evans	LB	Alabama
1b	25	(traded to Baltimore)		
2a	41	Harold Landry	OLB	Boston College
2b	57	(traded to Oakland)		
3	89	(traded to Oakland)		
4	125	(traded to Baltimore)		
5a	152	Dane Cruikshank	DB	Arizona
5b	162	(traded to Baltimore)		
6a	199	Luke Falk	QB	Washington State
6b	215	(acquired from Baltimore and traded back to Baltimore)		
7	243	(traded to Kansas City)		

Draft Notes

General Manager: Jon Robinson

- 1a, 6b – Picks acquired in a trade with Baltimore for 1b and 4 (6b later traded back to Baltimore)
- 2a – Pick acquired in a trade with Oakland for 2b and 3
- 5a – Pick acquired in a trade with Baltimore for 5b and 6b (6b originally traded from Baltimore to Tennessee before being traded back to Baltimore)
- 7 – Pick traded to Kansas City in 2017 for defensive lineman David King

2017

Rd.	Pick	Player	Pos.	College
1a	5	Corey Davis	WR	Western Michigan
1b	18	Adoree' Jackson	CB	Southern California
2	52	(traded to Cleveland)		
3a	72	Taywan Taylor	WR	Western Kentucky
3b	83	(traded to New England)		
3c	100	Jonnu Smith	TE	Florida International
4	124	(Traded to New England)		
5a	155	Jayon Brown	LB	UCLA
5b	164	(Traded to Philadelphia)		
6a	200	(Traded to N.Y. Giants)		
6b	203	(Traded to Denver)		
6c	207	(Traded to Cincinnati)		
6d	214	(Traded to Philadelphia)		
6e	217	Corey Levin	OL	Chattanooga
7a	227	Josh Carraway	OLB	Texas Christian
7b	236	Brad Seaton	T	Villanova
7c	241	Khalfani Muhammad	RB	California

Draft Notes

General Manager: Jon Robinson

- 2 – Pick traded to Cleveland during 2016 draft (see 2016, 1b)
- 3a, 6a – Picks acquired in a trade with New England for 3b and 4

1999-2022 DRAFT SELECTIONS

- 3c – Compensatory selection; acquired in a trade with the Los Angeles Rams during the 2016 draft (see 2016, 1a)
- 5a – Pick acquired in a trade with Philadelphia for 5b, 6d
- 6b – Pick traded to Denver during 2016 draft (see 2016, 5b)
- 6c, 7c – Picks acquired in a trade with the N.Y. Giants for 6a
- 6d – Pick acquired in a trade with Atlanta in 2015 (see 2016, 6c)
- 6e, 7a – Picks acquired in a trade with Cincinnati for 6c

2016

Rd.	Pick	Player	Pos.	College
1a	1	(traded to Los Angeles Rams)		
1b	8	Jack Conklin	T	Michigan State
1c	15	(traded to Cleveland)		
2a	33	Kevin Dodd	OLB	Clemson
2b	43	Austin Johnson	DL	Penn State
2c	45	Derrick Henry	RB	Alabama
3a	64	Kevin Byard	S	Middle Tennessee State
3b	76	(traded to Cleveland)		
4a	100	(traded to Philadelphia)		
4b	113	(traded to Los Angeles Rams)		
5a	140	Tajae Sharpe	WR	Massachusetts
5b	157	LeShaun Sims	CB	Southern Utah
6a	176	(traded to Denver)		
6b	177	(traded to Los Angeles Rams)		
6c	193	Sebastian Tretola	G	Arkansas
7a	222	Aaron Wallace	OLB	UCLA
7b	253	Kalan Reed	CB	Southern Mississippi

Draft Notes

General Manager: Jon Robinson

- 1b, 6a – Picks acquired in a trade with Cleveland for 1c, 3b and a 2017 second-round choice
- 1c, 2b, 2c, 3b – Picks and 2017 first-round and third-round choices acquired in a trade with the L.A. Rams for 1a, 4b and 6b
- 4b – Pick acquired in a trade with Philadelphia for 4a and RB DeMarco Murray
- 5b, 7b – Picks acquired in a trade with Denver for 6a and a 2017 sixth-round choice
- 6c – Pick and a 2017 sixth-round choice acquired in 2015 from Atlanta for G Andy Levitre.

2015

Rd.	Pick	Player	Pos.	College
1	2	Marcus Mariota	QB	Oregon
2a	33	(traded to New York Giants)		
2b	40	Dorial Green-Beckham	WR	Oklahoma
3	66	Jeremiah Poutasi	OL	Utah
4a	100	Angelo Blackson	DE	Auburn
4b	108	Jalston Fowler	FB	Alabama
5	138	David Cobb	RB	Minnesota
6a	177	Deiontrez Mount	OLB	Louisville
6b	208	Andy Gallik	C	Boston College
7a	219	(traded to New England)		
7b	245	Tre McBride	WR	William & Mary

Draft Notes

General Manager: Ruston Webster

- 2b, 4b, 7 – Picks acquired from New York Giants for 2a.
- 6b – Pick acquired in 2014 from New England for LB Akeem Ayers and 7a.

2014

Rd.	Pick	Player	Pos.	College
1	11	Taylor Lewan	T	Michigan
2a	42	(traded to Philadelphia)		
2b	54	Bishop Sankey	RB	Washington
3	77	(traded to San Francisco)		
4a	112	DaQuan Jones	DL	Penn State
4b	122	Marqueston Huff	DB	Wyoming
5	151	Avery Williamson	LB	Kentucky
6a	178	Zach Mettenberger	QB	Louisiana State
6b	186	(traded to Washington)		

7 228 (traded to Washington)

Draft Notes

General Manager: Ruston Webster

- 2b, 4b – Picks acquired in trade with Philadelphia for 2a.
- 3 – Pick traded to San Francisco during 2013 draft (see 2013, 2a).
- 6a – Pick acquired in trade with Washington for 6b and 7.

2013

Rd.	Pick	Player	Pos.	College
1	10	Chance Warmack	G	Alabama
2a	34	Justin Hunter	WR	Tennessee
2b	40	(traded to San Francisco)		
3a	70	Blidi Wreh-Wilson	CB	Connecticut
3b	97	Zaviar Gooden	LB	Missouri
4	107	Brian Schwenke	C	California
5	142	Lavar Edwards	DE	Louisiana State
6a	176	(traded to Minnesota)		
6b	202	Khalid Wooten	CB	Nevada
7a	216	(traded to San Francisco)		
7b	248	Daimion Stafford	S	Nebraska

Draft Notes

General Manager: Ruston Webster

- 2a – Pick acquired in trade with San Francisco for 2b, 7a and a third-round pick in 2014.
- 6a – Pick traded to Minnesota in 2012 for a seventh-round pick in 2012.
- 3b, 6b, 7b – Awarded as compensatory selections

2012

Rd.	Pick	Player	Pos.	College
1	20	Kendall Wright	WR	Baylor
2	52	Zach Brown	LB	North Carolina
3	82	Mike Martin	DT	Michigan
4	115	Coty Sensabaugh	CB	Clemson
5a	145	Taylor Thompson	TE	Southern Methodist
5b	155	(traded to Miami)		
6	190	Markelle Martin	S	Oklahoma State
7a	211	Scott Solomon	DE	Rice
7b	227	(traded to Miami)		

Draft Notes

General Manager: Ruston Webster

- 5a – Pick acquired in trade with Miami for 5b and 7b
- 7a – Pick acquired in trade with Minnesota for a sixth-round choice in 2013

2011

Rd.	Pick	Player	Pos.	College
1	8	Jake Locker	QB	Washington
2	39	Akeem Ayers	LB	UCLA
3	77	Jurrell Casey	DT	Southern California
4a	109	Colin McCarthy	LB	Miami (Fla.)
4b	130	Jamie Harper	RB	Clemson
5	142	Karl Klug	DL	Iowa
6	175	Byron Stingily	T	Louisville
7a	212	Zach Clayton	DT	Auburn
7b	251	Tommie Campbell	DB	California (Pa.)

Draft Notes

General Manager: Mike Reinfeldt

- 4b, 7b – Awarded as compensatory selections

1999-2022 DRAFT SELECTIONS

2010

Rd.	Pick	Player	Pos.	College
1	16	Derrick Morgan	DE	Georgia Tech
2	47	(traded to New England)		
3a	77	Damian Williams	WR	Southern California
3b	97	Rennie Curran	LB	Georgia
4a	104	Alterraun Verner	CB	UCLA
4b	111	(traded to Seattle)		
5	148	Robert Johnson	S	Utah
6a	176	Rusty Smith	QB	Florida Atlantic
6b	185	(traded to Seattle)		
6c	207	Myron Rolle	S	Florida State
7a	222	Marc Mariani	WR	Montana
7b	241	David Howard	DT	Brown

Draft Notes

General Manager: Mike Reinfeldt

• 3b, 6c, 7b – Awarded as compensatory selections

• 2 – Traded to New England in 2009 (see 2009 3a)

• 4a, 6a – Picks acquired in trade with Seattle for RB LenDale White, DT Kevin Vickerson, 4b and 6b

2009

Rd.	Pick	Player	Pos.	College
1	30	Kenny Britt	WR	Rutgers
2	62	Sen'Derrick Marks	DT	Auburn
3a	89	Jared Cook	TE	South Carolina
3b	94	Ryan Mouton	CB	Hawaii
4a	130	Gerald McRath	LB	Southern Mississippi
4b	135	Troy Kropog	T/G	Tulane
5a	166	(Traded to Dallas)		
5b	173	Javon Ringer	RB	Michigan State
6a	203	Jason McCourty	CB	Rutgers
6b	206	Dominique Edison	WR	Stephen F. Austin
7a	239	Ryan Durand	G	Syracuse
7b	242	Nick Schommer	S	North Dakota State

Draft Notes

General Manager: Mike Reinfeldt

• 4b, 5b, 6b, 7b – Awarded as compensatory selections

• 3a – Pick acquired in trade with New England for second round pick in 2010

• 5a – Pick traded to Dallas (see 2008 4c)

2008

Rd.	Pick	Player	Pos.	College
1	24	Chris Johnson	RB	East Carolina
2	54	Jason Jones	DL	Eastern Michigan
3	85	Craig Stevens	TE	California
4a	103	William Hayes	DE	Winston-Salem State
4b	124	(Traded to Washington)		
4c	126	Lavelle Hawkins	WR	California
4d	134	Stanford Keglar	LB	Purdue
5	157	(Traded to Washington)		
6	189	(Traded to Seattle)		
7	229	Cary Williams	CB	Washburn

Draft Notes

General Manager: Mike Reinfeldt

• 4d – Awarded as compensatory selection

• 4a – Pick acquired in trade with Washington for fourth round pick (#124 overall) and fifth round pick (#157 overall).

• 4b – Traded to Washington (see 4a)

• 4c – Pick acquired in trade with Dallas for Pacman Jones

• 5 – Pick traded to Washington (see 4a)

• 6 – Pick traded to Seattle for Bryce Fisher

2007

Rd.	Pick	Player	Pos.	College
1	19	Michael Griffin	S	Texas
2	50	Chris Henry	RB	Arizona
3	80	Paul Williams	WR	Fresno State
4a	115	Leroy Harris	G/C	North Carolina State
4b	128	Chris Davis	WR	Florida State
5	152	Antonio Johnson	DT	Mississippi State
6a	188	Joel Filani	WR	Texas Tech
6b	204	Jacob Ford	DE	Central Arkansas
6c	206	Ryan Smith	CB	Florida
7	223	Mike Otto	T	Purdue

Draft Notes

General Manager: Mike Reinfeldt

• 4b – Pick acquired in trade with Baltimore for Steve McNair in 2006.

• 6b – Pick acquired in trade with San Diego for Billy Volek in 2006.

• 6c – Pick acquired in trade with Indianapolis for seventh round pick (#238 overall) in 2006. That selection was originally obtained from Indianapolis for Rocky Calmus.

2006

Rd.	Pick	Player	Pos.	College
1	3	Vince Young	QB	Texas
2a	39	(Traded to Philadelphia)		
2b	45	LenDale White	RB	Southern California
3	70	(Traded to Buffalo)		
4a	102	Calvin Lowry	S	Penn State
4b	116	Stephen Tulloch	LB	North Carolina State
5a	137	Terna Nande	LB	Miami (Ohio)
5b	169	Jesse Mahelona	DT	Tennessee
6	172	Jonathan Orr	WR	Wisconsin
7a	215	Cortland Finnegan	CB	Samford
7b	238	(Traded to Indianapolis)		
7c	245	Spencer Toone	LB	Utah
7d	246	Quinton Ganther	RB	Utah

Draft Notes

General Manager: Floyd Reese

• 5b, 7c and 7d – awarded as compensatory selections

• 2a – Pick traded to Philadelphia (see 2b)

• 2b – Pick acquired from Philadelphia along with 2006 fourth round pick (116 overall) for the Titans second round pick (39 overall)

• 3 – Pick traded to Buffalo for RB Travis Henry in 2005

• 7b – Pick acquired from Indianapolis for LB Rocky Calmus in 2005 and traded back to Indianapolis for sixth round selection in 2007

2005

Rd.	Pick	Player	Pos.	College
1	6	Adam Jones	CB	West Virginia
2a	37	(Traded to Detroit)		
2b	41	Michael Roos	T	Eastern Washington
3a	68	Courtney Roby	WR	Indiana
3b	96	Brandon Jones	WR	Oklahoma
4a	108	Vincent Fuller	S	Virginia Tech
4b	113	David Stewart	T	Mississippi State
4c	136	Roydell Williams	WR	Tulane
5a	142	Damien Nash	RB	Missouri
5b	150	Daniel Loper	T	Texas Tech
6	179	Bo Scaife	TE	Texas
7	218	Reynaldo Hill	CB	Florida

Draft Notes

General Manager: Floyd Reese

• 3b and 4c – awarded as compensatory selections

• 2a – Pick traded to Detroit (see 2b)

• 2b – Pick acquired from Detroit along with 2005 fourth round pick (113 overall) for the Titans second round pick (37 overall)

• 4b – Pick acquired from Detroit (see 2b)

• 5b – Pick acquired from Kansas City for DE Carlos Hall

1999-2022 DRAFT SELECTIONS

2004

Rd.	Pick	Player	Pos.	College
1	27	(Traded to Houston)		
2a	40	Ben Troupe	TE	Florida
2b	42	Travis LaBoy	DE	Hawaii
2c	57	Antwan Odom	DE	Alabama
3a	71	Randy Starks	DT	Maryland
3b	92	Rich Gardner	CB	Penn State
4a	103	Bo Schobel	DE	Texas Christian
4b	124	Michael Waddell	CB	North Carolina
5a	138	Jacob Bell	G	Miami (Ohio)
5b	159	(Traded to Houston)		
5c	165	Robert Reynolds	LB	Ohio State
6	191	Troy Fleming	RB	Tennessee
7a	230	Jared Clauss	DT	Iowa
7b	239	Eugene Amano	C	S.E. Missouri State
7c	241	Sean McHugh	TE	Penn State

Draft Notes

General Manager: Floyd Reese

- 5c, 7b, 7c – awarded as compensatory selections
- 1 – Pick traded to Houston (see 2a)
- 2a – Pick acquired from Houston along with 2004 third round pick (71 overall), fourth round pick (103 overall) and fifth round pick (138 overall) for the Titans 2004 first round pick (27 overall) and fifth round pick (159 overall)
- 2b – Pick acquired from New York Jets for WR Justin McCariens
- 3a – Pick acquired in Houston trade (see 2a)
- 4a – Pick acquired in Houston trade (see 2a)
- 5a – Pick acquired in Houston trade (see 2a)
- 5b – Pick traded to Houston (see 2a)

2003

Rd.	Pick	Player	Pos.	College
1	28	Andre Woolfolk	CB	Oklahoma
2	60	Tyrone Calico	WR	Middle Tennessee State
3	93	Chris Brown	RB	Colorado
4	126	Rien Long	DT	Washington State
5a	154	Donnie Nickey	S	Ohio State
5b	164	(Traded to New England)		
6	201	(Traded to New England)		
7a	225	Todd Williams	T	Florida State
7b	243	(Traded to New England)		

Draft Notes

General Manager: Floyd Reese

- 5a – Pick acquired from New England along with 2003 seventh round pick (225 overall) for the Titans 2003 fifth round pick (164 overall), sixth round pick (201 overall) and seventh round pick (243 overall)
- 5b – Pick traded to New England (see 5a)
- 6 – Pick traded to New England (see 5a)
- 7a – Pick acquired in New England trade (see 5a)
- 7b – Pick traded to New England (see 5a)

2002

Rd.	Pick	Player	Pos.	College
1a	14	(Traded to N.Y. Giants)		
1b	15	Albert Haynesworth	DT	Tennessee
2	45	Tank Williams	S	Stanford
3	77	Rocky Calmus	LB	Oklahoma
4a	110	Mike Echols	CB	Wisconsin
4b	115	Tony Beckham	CB	Wisconsin-Stout
4c	133	Rocky Boiman	LB	Notre Dame
5	151	Jake Schifino	WR	Akron
6	187	Justin Hartwig	G	Kansas
7a	225	Darrell Hill	WR	Northern Illinois

7b 240 Carlos Hall DE Arkansas

Draft Notes

General Manager: Floyd Reese

- 4c – awarded as compensatory selection
- 1a – Pick traded to N.Y. Giants (see 1b)
- 1b – Pick acquired from the New York Giants along with 2002 fourth round pick (115 overall) for the Titans 2002 first round pick (14 overall)
- 4b – Pick acquired in Giants trade (see 1b)
- 7b – Pick acquired from Green Bay for DT Rod Walker

2001

Rd.	Pick	Player	Pos.	College
1	29	(Traded to St. Louis)		
2	60	Andre Dyson	CB	Utah
3	90	Shad Meier	TE	Kansas State
4	124	Justin McCareins	WR	Northern Illinois
5	159	Eddie Berlin	WR	Northern Iowa
6a	192	Dan Alexander	RB	Nebraska
6b	199	Adam Haayer	T	Minnesota
7a	229	(Traded to Oakland)		
7b	232	Keith Adams	LB	Clemson

Draft Notes

General Manager: Floyd Reese

- 6b, 7b – awarded as compensatory selections
- 1 – Pick traded to St. Louis for DE Kevin Carter
- 7a – Pick traded to Oakland for C Gennaro DiNapoli

2000

Rd.	Pick	Player	Pos.	College
1	30	Keith Bulluck	LB	Syracuse
3a	68	Erron Kinney	TE	Florida
3b	93	Byron Frisch	DE	Brigham Young
4a	124	Bobby Myers	S	Wisconsin
4b	128	Peter Sirmon	LB	Oregon
5a	135	Aric Morris	S	Michigan State
5b	160	Frank Chamberlin	LB	Boston College
6	197	Robaire Smith	DE	Michigan State
7a	213	Mike Green	RB	Houston
7b	237	Wes Shivers	T	Mississippi State

Draft Notes

General Manager: Floyd Reese

- 4b – awarded as compensatory selection
- 7a – Pick acquired from Chicago for LB Lemanski Hall

1999

Rd.	Pick	Player	Pos.	College
1	16	Jevon Kearse	DE	Florida
2a	46	(Traded to New England)		
2b	52	John Thornton	DT	West Virginia
3	81	Zach Piller	G	Florida
4a	114	Brad Ware	S	Auburn
4b	117	Donald Mitchell	CB	Southern Methodist
5	151	Kevin Daft	QB	California-Davis
6	186	Darran Hall	WR	Colorado State
7	222	Phil Glover	LB	Utah

Draft Notes

General Manager: Floyd Reese

- 2a – Pick traded to New England (see 2b)
- 2b – Pick acquired from New England along with 1999 fourth round pick (117 overall) for Titans 1999 second round pick (46 overall)
- 4b – Pick acquired in New England trade (see 2b)

TITANS TRADE HISTORY SINCE 1997

2022 TRADES

Trade Date/Teams	Compensation	Overall	Player Selected	Note
1. March 23, 2022				
Tennessee Receives:	Player:		WR Robert Woods	
L.A. Rams Receive:	Draft Choice:		Round 6, 2023	
2. April 28, 2022 (Draft Day Trade)				
Tennessee Receives:	Draft Choice:	Round 1, 2022	#18 WR Treyton Burks	Pick originally from New Orleans
	Draft Choice:	Round 3, 2022	#101 TE Jeremy Ruckert	Pick originally a New Orleans compensatory selection; traded to NY Jets
Philadelphia Receives:	Player:		WR A.J. Brown	
3. April 28, 2022 (Draft Day Trade)				
Tennessee Receives:	Draft Choice:	Round 2, 2022	#35 CB Roger McCreary	
	Draft Choice:	Round 3, 2022	#69 OL Nicholas Petit-Frere	
	Draft Choice:	Round 5, 2022	#163 WR Kyle Philips	Pick originally from Pittsburgh
N.Y. Jets Receive:	Draft Choice:	Round 1, 2022	#26 OLB Jermaine Johnson	
	Draft Choice:	Round 3, 2022	#101 TE Jeremy Ruckert	Pick originally a New Orleans compensatory selection
4. April 29, 2022 (Draft Day Trade)				
Tennessee Receives:	Draft Choice:	Round 3, 2022	#86 QB Malik Willis	
Las Vegas Receives:	Draft Choice:	Round 3, 2022	#90 G Dylan Parham	
	Draft Choice:	Round 5, 2022	#169 RB Ty Chandler	Pick traded to Minnesota
5. Aug. 17, 2022				
Tennessee Receives:	Player:		S Tyree Gillespie	
Las Vegas Receives:	Draft Choice:		Round 7, 2024 Conditional draft choice	
6. Aug. 24, 2022				
Tennessee Receives:	Player:		DB Ugo Amadi	
	Draft Choice:		Round 7, 2024	
Philadelphia Receives:	Draft Choice:		Round 6, 2024	
7. Aug. 29, 2022				
Tennessee Receives:	Player:		OL Dennis Daley	
	Draft Choice:		Round 7, 2024	
Carolina Receives:	Draft Choice:		Round 5, 2024	

2021 TRADES

Trade Date/Teams	Compensation	Overall	Player Selected	Note
1. March 17, 2021				
Tennessee Receives:	Draft Choice:	Round 7, 2021	#232 DT Phil Hoskins	Pick originally from Atlanta; traded to Carolina
Miami Receives:	Player:		T Isaiah Wilson	
	Draft Choice:	Round 7, 2022	#247 QB Skylar Thompson	
2. April 30, 2021 (Draft Day Trade)				
Tennessee Receives:	Draft Choice:	Round 3, 2021	#92 ILB Monty Rice	
	Draft Choice:	Round 4, 2021	#135 OLB Rashad Weaver	
Green Bay Receives:	Draft Choice:	Round 3, 2021	#85 WR Amari Rodgers	
3. May 1, 2021 (Draft Day Trade)				
Tennessee Receives:	Draft Choice:	Round 4, 2021	#109 WR Dez Fitzpatrick	Pick originally from Houston
Carolina Receives:	Draft Choice:	Round 4, 2021	#126 RB Chuba Hubbard	
	Draft Choice:	Round 5, 2021	#166 DB Keith Taylor	
	Draft Choice:	Round 7, 2021	#232 DT Phil Hoskins	Pick originally from Atlanta through Miami
4. June 6, 2021				
Tennessee Receives:	Player:		WR Julio Jones	
	Draft Choice:		Round 6, 2023	
Atlanta Receives:	Draft Choice:	Round 2, 2022	#58 LB Troy Andersen	
	Draft Choice:	Round 4, 2023		Conditional

2020 TRADES

Trade Date/Teams	Compensation	Overall	Player Selected	Note
1. March 19, 2020				
Tennessee Receives:	Draft Choice:	Round 7, 2020	#237 CB Thakarius Keyes	Pick originally from New England; traded to Kansas City

TITANS TRADE HISTORY SINCE 1997

Denver Receives: Player: DT Jurrell Casey

2. April 25, 2020 (Draft Day Trade)

Tennessee Receives: Draft Choice: Round 6, 2021 #215 S Brady Breeze
 Kansas City Receives: Draft Choice: Round 7, 2020 #237 CB Thakarius Keyes Pick originally from New England through Denver

3. Oct. 14, 2020

Tennessee Receives: Draft Choice: Round 6, 2021 #185 LB Nick Niemann Pick traded to L.A. Chargers
 Jacksonville Receives: Draft Choice: Round 7, 2021 #249 WR Ben Skowronek Pick traded to L.A. Rams
 Player: OLB Kamalei Correa

4. Nov. 2, 2020

Tennessee Receives: Player: CB Desmond King II
 L.A. Chargers Receive: Draft Choice: Round 6, 2021 #185 LB Nick Niemann Pick originally from Jacksonville

2019 TRADES

Trade Date/Teams	Compensation	Overall	Player Selected	Note
1. March 15, 2019				
Tennessee Receives:	Player:		QB Ryan Tannehill	
	Draft Choice:	Round 6, 2019	#188 LB David Long	
Miami Receives:	Draft Choice:	Round 7, 2019	#233 RB Chandler Cox	
	Draft Choice:	Round 4, 2020	#135 G Kevin Dotson	Pick traded to Pittsburgh
2. April 27, 2019 (Draft Day Trade)				
Tennessee Receives:	Draft Choice:	Round 4, 2019	#116 DB Amani Hooker	Pick originally from Miami through New Orleans
	Draft Choice:	Round 5, 2019	#168 OLB D'Andre Walker	Pick originally from New Orleans
N.Y. Jets Receive:	Draft Choice:	Round 4, 2019	#121 TE Trevon Wesco	
	Draft Choice:	Round 5, 2019	#157 LB Blake Cashman	
3. August 29, 2019				
Tennessee Receives:	Player:		OLB Reggie Gilbert	
Green Bay Receives:	Draft Choice:	Round 6, 2020	#208 C Jake Hanson	
4. August 31, 2019				
Tennessee Receives:	Draft Choice:	Round 7, 2020	#224 QB Cole McDonald	
Cleveland Receives:	Player:		WR Taywan Taylor	

2018 TRADES

Trade Date/Teams	Compensation	Overall	Player Selected	Note
1. April 26, 2018 (Draft Day Trade)				
Tennessee Receives:	Draft Choice:	Round 1, 2018	#22 LB Rashaan Evans	Pick originally from Kansas City through Buffalo
	Draft Choice:	Round 6, 2018	#215 C Bradley Bozeman	Pick traded back to Baltimore
Baltimore Receives:	Draft Choice:	Round 1, 2018	#25 TE Hayden Hurst	
	Draft Choice:	Round 4, 2018	#125 DB Avonte Maddox	Pick traded to Philadelphia
2. April 27, 2018 (Draft Day Trade)				
Tennessee Receives:	Draft Choice:	Round 2, 2018	#41 OLB Harold Landry	
Oakland Receives:	Draft Choice:	Round 2, 2018	#57 DT P.J. Hall	
	Draft Choice:	Round 3, 2018	#89 T Joseph Noteboom	Pick traded to L.A. Rams
3. April 28, 2018 (Draft Day Trade)				
Tennessee Receives:	Draft Choice:	Round 5, 2018	#152 DB Dane Cruikshank	
Baltimore Receives:	Draft Choice:	Round 5, 2018	#162 WR Jordan Lasley	
	Draft Choice:	Round 6, 2018	#215 C Bradley Bozeman	Pick originally from Baltimore
4. August 28, 2018				
Tennessee Receives:	Player:		OLB Kamalei Correa	
Baltimore Receives:	Draft Choice:	Round 6, 2019	DB Marcus Epps	Pick traded to Minnesota

2017 TRADES

Trade Date/Teams	Compensation	Overall	Player Selected	Note
1. April 28, 2017 (Draft Day Trade)				
Tennessee Receives:	Draft Choice:	Round 3, 2017	#72 WR Taywan Taylor	Pick originally from Carolina
	Draft Choice:	Round 6, 2017	#200 T Adam Bisnowaty	Pick traded to N.Y. Giants; originally from Indianapolis

TITANS TRADE HISTORY SINCE 1997

New England Receives: Draft Choice: Round 3, 2017 #83 DE Derek Rivers
 Draft Choice: Round 4, 2017 #124 LB Jalen Reeves-Maybin Pick traded to Detroit

2. April 29, 2017 (Draft Day Trade)

Tennessee Receives: Draft Choice: Round 5, 2017 #155 LB Jayon Brown
 Philadelphia Receives: Draft Choice: Round 5, 2017 #164 G Isaac Asiata Pick traded to Miami
 Draft Choice: Round 6, 2017 #214 DT Elijah Qualls Pick originally from Atlanta

3. April 29, 2017 (Draft Day Trade)

Tennessee Receives: Draft Choice: Round 6, 2017 #207 DB Brandon Wilson Pick traded to Cincinnati
 Draft Choice: Round 7, 2017 #241 RB Khalfani Muhammad
 N.Y. Giants Receive: Draft Choice: Round 6, 2017 #200 T Adam Bisnowaty Pick originally from Indianapolis through New England

4. April 29, 2017 (Draft Day Trade)

Tennessee Receives: Draft Choice: Round 6, 2017 #217 OL Corey Levin Compensatory pick
 Draft Choice: Round 7, 2017 #227 OLB Josh Carraway
 Cincinnati Receives: Draft Choice: Round 6, 2017 #207 DB Brandon Wilson Pick originally from N.Y. Giants

5. Sept. 1, 2017

Tennessee Receives: Player: DE David King
 Kansas City Receives: Draft Choice: Round 7, 2018 #243 DB Keion Crossen Conditional draft choice; traded to New England

2016 TRADES

Trade Date/Teams	Compensation	Overall	Player Selected	Note
1. March 9, 2016				
Tennessee Receives:	Player: RB DeMarco Murray			
	Draft Choice: Round 4, 2016 #113	LB Nick Kwiatkoski		Pick traded from Tennessee to Los Angeles to
Philadelphia Receives:	Draft Choice: Round 4, 2016 #100	QB Connor Cook		Pick traded from Philadelphia to Cleveland to Oakland Chicago
2. April 14, 2016				
Tennessee Receives:	Draft Choice: Round 1, 2016 #15	WR Corey Coleman		Pick traded from Tennessee to Cleveland
	Draft Choice: Round 2, 2016 #43	DL Austin Johnson		Pick originally from Philadelphia
	Draft Choice: Round 2, 2016 #45	RB Derrick Henry		
	Draft Choice: Round 3, 2016 #76	T Shon Coleman		Pick traded from Tennessee to Cleveland
	Draft Choice: Round 1, 2017 #5	WR Corey Davis		
	Draft Choice: Round 3, 2017 #100	TE Jonnu Smith		Compensatory pick
Los Angeles Receives:	Draft Choice: Round 1, 2016 #1	QB Jared Goff		
	Draft Choice: Round 4, 2016 #113	LB Nick Kwiatkoski		Pick originally from Philadelphia; traded from Los Angeles to Chicago
	Draft Choice: Round 6, 2016 #177	TE Temarrick Hemingway		
3. April 28, 2016 (Draft Day Trade)				
Tennessee Receives:	Draft Choice: Round 1, 2016 #8	T Jack Conklin		Pick originally from Miami through Philadelphia
	Draft Choice: Round 6, 2016 #176	RB Andy Janovich		Pick traded from Tennessee to Denver
Cleveland Receives:	Draft Choice: Round 1, 2016 #15	WR Corey Coleman		Pick originally from Los Angeles
	Draft Choice: Round 3, 2016 #76	T Shon Coleman		Pick originally from Los Angeles
	Draft Choice: Round 2, 2017 #52	QB DeShone Kizer		
4. April 30, 2016 (Draft Day Trade)				
Tennessee Receives:	Draft Choice: Round 5, 2016 #157	CB LeShaun Sims		Pick originally from N.Y. Jets
	Draft Choice: Round 7, 2016 #253	CB Kalan Reed		
Denver Receives:	Draft Choice: Round 6, 2016 #176	RB Andy Janovich		Pick originally from Cleveland
	Draft Choice: Round 6, 2017 #203	RB De'Angelo Henderson		
5. Aug. 16, 2016				
Tennessee Receives:	Player: G/T Dennis Kelly			
Philadelphia Receives:	Player: WR Dorial Green-Beckham			

2015 TRADES

Trade Date/Teams	Compensation	Overall	Player Selected	Note
1. May 1, 2015 (Draft Day Trade)				
Tennessee Receives:	Draft Choice: Round 2, 2015 #40	WR Dorial Green-Beckham		
	Draft Choice: Round 4, 2015 #108	FB Jalston Fowler		
	Draft Choice: Round 7, 2015 #245	WR Tre McBride		Pick originally from Denver

TITANS TRADE HISTORY SINCE 1997

New York Giants Receive: Draft Choice: Round 2, 2015 #33 S Landon Collins

2. Sept. 4, 2015

Tennessee Receives: Draft Choice: Round 6, 2016 #193 G Sebastian Tretola
 Draft Choice: Round 6, 2017 #214 DT Elijah Qualls Pick traded to Philadelphia
 Atlanta Receives: Player: G Andy Levitre

3. Sept. 6, 2015

Tennessee Receives: Player: RB Terrance West
 Cleveland Receives: Draft Choice: Conditional 2016 Pick (none) Conditions not met for Cleveland to receive pick

2014 TRADES

Trade Date/Teams	Compensation	Overall	Player Selected	Note
1. May 9, 2014 (Draft Day Trade)				
Tennessee Receives:	Draft Choice: Round 2, 2014 #54		RB Bishop Sankey	
	Draft Choice: Round 4, 2014 #122		DB Marqueston Huff	
Philadelphia Receives:	Draft Choice: Round 2, 2014 #42		WR Jordan Matthews	
2. May 10, 2014 (Draft Day Trade)				
Tennessee Receives:	Draft Choice: Round 6, 2014 #178		QB Zach Mettenberger	
Washington Receives:	Draft Choice: Round 6, 2014 #186		RB Lache Seastrunk	
	Draft Choice: Round 7, 2014 #228		K Zach Hocker	
3. Aug. 30, 2014				
Tennessee Receives:	Draft Choice: Conditional 2015 Pick (none)			Conditions not met for Tennessee to receive pick
Dallas Receives:	Player: DE Lavar Edwards			
4. Oct. 22, 2014				
Tennessee Receives:	Draft Choice: Round 6, 2015 #208		C Andy Gallik	
New England Receives:	Player: LB Akeem Ayers			
	Draft Choice: Round 7, 2015 #219		ILB Hayes Pullard	Pick by Cleveland after trade from New England

2013 TRADES

Trade Date/Teams	Compensation	Overall	Player Selected	Note
1. April 26, 2013 (Draft Day Trade)				
Tennessee Receives:	Draft Choice: Round 2, 2013 #34		WR Justin Hunter	
San Francisco Receives:	Draft Choice: Round 2, 2013 #40		DE Cornelius Carradine	
	Draft Choice: Round 7, 2013 #216		WR Charles Johnson	Pick by Green Bay after trade from SF
	Draft Choice: Round 3, 2014 #77		LB Chris Borland	

2012 TRADES

Trade Date/Teams	Compensation	Overall	Player Selected	Note
1. April 28, 2012 (Draft Day Trade)				
Tennessee Receives:	Draft Choice: Round 5, 2012 #145		TE Taylor Thompson	
Miami Receives:	Draft Choice: Round 5, 2012 #155		LB Josh Kaddu	
	Draft Choice: Round 7, 2012 #227		WR Rishard Matthews	
2. April 28, 2012 (Draft Day Trade)				
Tennessee Receives:	Draft Choice: Round 7, 2012 #211		DE Scott Solomon	
Minnesota Receives:	Draft Choice: Round 6, 2013 #176		T David Quessenberry	Pick by Houston after trade from MIN to AZ to OAK to HOU

2011 TRADES

Trade Date/Teams	Compensation	Overall	Player Selected	Note
1. Sept. 3, 2011				
Tennessee Receives:	Player: FB Quinn Johnson			
Green Bay Receives:	Draft Choice: Conditional 2012 Pick (none)			Conditions not met for Green Bay to receive pick

2010 TRADES

Trade Date/Teams	Compensation	Overall	Player Selected	Note
------------------	--------------	---------	-----------------	------

TITANS TRADE HISTORY SINCE 1997

1. April 24, 2010 (Draft Day Trade)

Tennessee Receives:	Draft Choice:	Round 4, 2010	#104	CB Alterraun Verner
	Draft Choice:	Round 6, 2010	#176	QB Rusty Smith
Seattle Receives:	Draft Choice:	Round 4, 2010	#111	DB Walter Thurmond
	Draft Choice:	Round 6, 2010	#185	TE Anthony McCoy
	Player:	RB LenDale White		
	Player:	DT Kevin Vickerson		

2009 TRADES

Trade Date/Teams	Compensation	Overall	Player Selected	Note	
1. April 26, 2009 (Draft Day)					
Tennessee Receives:	Draft Choice:	Round 3, 2009	#89	TE Jared Cook	
New England Receives:	Draft Choice:	Round 2, 2010	#47	LB Daryl Washington	Pick later traded to Arizona

2008 TRADES

Trade Date/Teams	Compensation	Overall	Player Selected	Note	
1. April 26, 2008 (Draft Day)					
Tennessee Receives:	Draft Choice:	Round 4, 2008	#126	WR Lavelle Hawkins	
Dallas Receives:	Player:	CB Pacman Jones			
	Draft Choice:	Round 5, 2009	#166	DB Michael Hamlin	
2. April 27, 2008 (Draft Day)					
Tennessee Receives:	Draft Choice:	Round 4, 2008	#103	DE William Hayes	Pick originally from Atlanta
Washington Receives:	Draft Choices:	Round 4, 2008	#124	CB Justin Tryon	
	Draft Choice:	Round 5, 2008	#157	G Roy Schuening	Pick later traded to St. Louis

2007 TRADES

Trade Date/Teams	Compensation	Overall	Player Selected	Note
1. Sept. 11, 2007				
Tennessee Receives:	Player:	DE Bryce Fisher		
Seattle Receives:	Draft Choice:	Round 6, 2008	#189	LS Tyler Schmitt

2006 TRADES

Trade Date/Teams	Compensation	Overall	Player Selected	Note	
1. April 29, 2006 (Draft Day)					
Tennessee Receives:	Draft Choice:	Round 2, 2006	#45	RB LenDale White	
	Draft Choice:	Round 4, 2006	#116	LB Stephen Tulloch	
Philadelphia Receives:	Draft Choice:	Round 2, 2006	#39	T Winston Justice	
2. April 30, 2006 (Draft Day)					
Tennessee Receives:	Draft Choice:	Round 6, 2007	#206	CB Ryan Smith	
Indianapolis Receives:	Draft Choice:	Round 7, 2006	#238	CB T.J. Rushing	Pick originally obtained from Ind. for Rocky Calmus
3. June 9, 2006					
Tennessee Receives:	Draft Choice:	Round 4, 2007	#128	WR Chris Davis	
Baltimore Receives:	Player:	QB Steve McNair			
4. Sept. 20, 2006					
Tennessee Receives:	Draft Choice:	Round 6, 2007	#204	DE Jacob Ford	
San Diego Receives:	Player:	QB Billy Volek			

2005 TRADES

Trade Date/Teams	Compensation	Overall	Player Selected	Note
1. April 6, 2005				
Tennessee Receives:	Draft Choice:	Round 5, 2005	#150	T Daniel Loper
Kansas City Receives:	Player:	DE Carlos Hall		
2. April 23, 2005 (Draft Day)				
Tennessee Receives:	Draft Choice:	Round 2, 2005	#41	T Michael Roos
	Draft Choice:	Round 4, 2005	#113	T David Stewart

TITANS TRADE HISTORY SINCE 1997

Detroit Receives: Draft Choice: Round 2, 2005 #37 DE Shaun Cody

3. July 19, 2005

Tennessee Receives: Player: RB Travis Henry
Buffalo Receives: Draft Choice: Round 3, 2006 #70 CB Ashton Youboty

4. Sept. 3, 2005

Tennessee Receives: Draft Choice: Round 7, 2006 #238 CB T.J. Rushing Pick traded back to Ind. on April 30, 2006
Indianapolis Receives: Player: LB Rocky Calmus

2004 TRADES

Trade Date/Teams	Compensation	Overall	Player Selected	Note
1. March 8, 2004				
Tennessee Receives:	Draft Choice:	Round 2, 2004	#42	DE Travis LaBoy
New York Jets Receive:	Player:	WR Justin McCareins		
2. April 24, 2004 (Draft Day)				
Tennessee Receives:	Draft Choice:	Round 2, 2004	#40	TE Ben Troupe
	Draft Choice:	Round 3, 2004	#71	DT Randy Starks
	Draft Choice:	Round 4, 2004	#103	DE Bo Schobel
	Draft Choice:	Round 5, 2004	#138	G Jacob Bell
Houston Receives:	Draft Choice:	Round 1, 2004	#27	DE Jason Babin
	Draft Choice:	Round 5, 2004	#159	T Sean Bubin
				Pick later traded to Jacksonville

2003 TRADES

Trade Date/Teams	Compensation	Overall	Player Selected	Note
1. April 27, 2003 (Draft Day)				
Tennessee Receives:	Draft Choice:	Round 5, 2003	#154	S Donnie Nicky
	Draft Choice:	Round 7, 2003	#225	T Todd Williams
New England Receives:	Draft Choice:	Round 5, 2003	#164	C Dan Koppen
	Draft Choice:	Round 6, 2003	#201	QB Kliff Kingsbury
	Draft Choice:	Round 7, 2003	#243	DT Ethan Kelley
				Pick originally from Houston Pick originally from St. Louis

2002 TRADES

Trade Date/Teams	Compensation	Overall	Player Selected	Note
1. April 20, 2002 (Draft Day)				
Tennessee Receives:	Draft Choice:	Round 1, 2002	#15	DT Albert Haynesworth
	Draft Choice:	Round 4, 2002	#115	CB Tony Beckham
N.Y. Giants Receive:	Draft Choice:	Round 1, 2002	#14	TE Jeremy Shockey

2001 TRADES

Trade Date/Teams	Compensation	Overall	Player Selected	Note
1. April 4, 2001				
Tennessee Receives:	Player:	DE Kevin Carter		
St. Louis Receives:	Draft Choice:	Round 1, 2001	#29	DT Ryan Pickett
2. Sept. 2, 2001				
Tennessee Receives:	Draft Choice:	Round 7, 2002	#240	DE Carlos Hall
Green Bay Receives:	Player:	DT Rod Walker		
3. Sept. 2, 2001				
Tennessee Receives:	Draft Choice	Conditional Future Pick	(none)	Conditions not met for Tennessee to receive pick
Carolina Receives:	Player:	S Perry Phenix		

2000 TRADES

Trade Date/Teams	Compensation	Overall	Player Selected	Note
1. April 15, 2000 (Draft Day)				
Tennessee Receives:	Draft Choice:	Round 3, 2000	#68	TE Erron Kinney
	Draft Choice:	Round 5, 2000	#135	S Aric Morris
Philadelphia Receives:	Draft Choice:	Round 2, 2000	#61	G Bobby Williams
2. Aug. 27, 2000				

TITANS TRADE HISTORY SINCE 1997

Tennessee Receives: Player: C Gennaro DiNapoli
 Oakland Receives: Draft Choice: Round 7, 2001 #229 WR Ken-Yon Rambo

1999 TRADES

Trade Date/Teams	Compensation	Overall	Player Selected	Note
1. April 17, 1999 (Draft Day)				
Tennessee Receives:	Draft Choice:	Round 2, 1999	#52	DT John Thornton
	Draft Choice:	Round 4, 1999	#117	CB Donald Mitchell
New England Receives:	Draft Choice:	Round 2, 1999	#46	RB Kevin Faulk

1998 TRADES

Trade Date/Teams	Compensation	Overall	Player Selected	Note
1. Sept. 1, 1998				
Tennessee Receives:	Draft Choice:	Round 7, 2000	#213	RB Mike Green
Chicago Receives:	Player:	LB Lemanski Hall		

1997 TRADES

Trade Date/Teams	Compensation	Overall	Player Selected	Note
1. Feb. 24, 1997				
Tennessee Receives:	Draft Choice:	Round 4, 1997	#98	WR Derrick Mason
	Draft Choice:	Round 6, 1997	#165	TE Nicky Savoie
Atlanta Receives:	Player:	QB Chris Chandler		
2. April 19, 1997 (Draft Day)				
Tennessee Receives:	Draft Choice:	Round 1, 1997	#18	DE Kenny Holmes
	Draft Choice:	Round 3, 1997	#81	T Scott Sanderson
	Draft Choice:	Round 4, 1997	#116	WR Keith Poole
	Draft Choice:	Round 6, 1997	#181	LB Dennis Stallings
Kansas City Receives:	Draft Choice:	Round 1, 1997	#13	TE Tony Gonzalez
	Draft Choice:	Round 4, 1997	#110	QB Pat Barnes
3. April 20, 1997 (Draft Day)				
Tennessee Receives:	Draft Choice:	Round 4, 1997	#107	DE Pratt Lyons
New Orleans Receives:	Draft Choice:	Round 4, 1997	#116	WR Keith Poole
	Draft Choice:	Round 6, 1997	#165	TE Nicky Savoie



The Titans traded for Ryan Tannehill in 2019.



Denico Autry was signed as an unrestricted free agent in 2021.

RECENT VETERAN FREE AGENCY HISTORY

2022

Players Signed (7)

RB Trenton Cannon	San Francisco
TE Austin Hooper	Cleveland
OL Jamarco Jones	Seattle
LB Justin Lawler	L.A. Rams
WR Josh Malone	Green Bay
DB A.J. Moore	Houston
DL DeMarcus Walker	Houston

Players Lost (11)

WR Cameron Batson	Atlanta
FB Khari Blasingame	Chicago
ILB Jayon Brown	Las Vegas
S Dane Cruikshank	Chicago
ILB Rashaan Evans	Atlanta
TE Anthony Firkser	Atlanta
RB D'Onta Foreman	Carolina
WR Marcus Johnson	San Francisco
RB Jeremy McNichols	Atlanta
DT Kyle Peko	Las Vegas
OL David Quessenberry	Buffalo

2021

Players Signed (22)

OLB Ola Adeniyi (Pittsburgh)
DL Denico Autry (Indianapolis)
LB B.J. Bello (L.A. Chargers)
WR Fred Brown (Denver)
DT Trevon Coley (N.Y. Jets)
LS Morgan Cox (Baltimore)
T Christian DiLauro (Pittsburgh)
OLB Bud Dupree (Pittsburgh)
S Matthias Farley (N.Y. Jets)
DT Woodrow Hamilton IV (Carolina)
DT Bruce Hector (Carolina)
RB Brian Hill (Atlanta)
CB Jackrabbit Jenkins (New Orleans)
CB Kevin Johnson (Cleveland)
DT Abry Jones (Jacksonville)
CB Chris Jones (Minnesota)
T Kendall Lamm (Cleveland)

WR Kalija Lipscomb (Green Bay)
 CB Greg Mabin (Jacksonville)
 LB Justin March (Dallas)
 CB Kevin Peterson (Arizona)
 WR Josh Reynolds (L.A. Rams)

Players Lost (12)

OLB Jadeveon Clowney (Cleveland)
 WR Corey Davis (N.Y. Jets)
 DE Matt Dickerson (Las Vegas)
 G/C Jamil Douglas (Buffalo)
 DT DaQuan Jones (Carolina)
 DB Joshua Kalu (N.Y. Giants)
 CB Desmond King (Houston)
 CB Chris Milton (N.Y. Giants)
 TE MyCole Pruitt (San Francisco)
 WR Kalif Raymond (Detroit)
 TE Jonnu Smith (New England)
 CB Tye Smith (Minnesota)

2020

Players Signed (7)

OLB Vic Beasley, Jr. (Atlanta)
 DB Ibraheim Campbell (Green Bay)
 DL Jack Crawford (Atlanta)
 LB Nick Dzubnar (L.A. Chargers)
 CB Johnathan Joseph (Houston)
 RB Senorise Perry (Buffalo)
 T Ty Sambrailo (Atlanta)

Players Lost (6)

T Jack Conklin (Cleveland)
 WR Darius Jennings (L.A. Chargers)
 DL Austin Johnson (N.Y. Giants)
 QB Marcus Mariota (Las Vegas)
 WR Tajaé Sharpe (Minnesota)
 CB LeShaun Sims (Cincinnati)

2019

Players Signed (7)

DL Frank Herron (New England)
 TE Ryan Hewitt (Indianapolis)

WR Cody Hollister (New England)
 WR Adam Humphries (Tampa Bay)
 G Rodger Saffold (L.A. Rams)
 DL Brent Urban (Baltimore)
 OLB Cameron Wake (Miami)

Players Lost (2)

TE Luke Stocker (Atlanta)
 G Quinton Spain (Buffalo)

2018

Players Signed (10)

CB Malcolm Butler (New England)
 WR Michael Campanaro (Baltimore)
 LB Will Compton (Washington)
 QB Blaine Gabbert (Arizona)
 RB Dion Lewis (New England)
 S Kendrick Lewis (Baltimore)
 DL Bennie Logan (Kansas City)
 G Kevin Pamphile (Tampa Bay)
 OL Xavier Su'a-Filo (Houston)
 WR Nick Williams (Atlanta)

Players Lost (3)

DB Curtis Riley (N.Y. Giants)
 QB Brandon Weeden (Houston)
 LB Avery Williamson (N.Y. Jets)

2017

Players Signed (8)

LB Daren Bates (Oakland)
 S Johnathan Cyprien (Jacksonville)
 CB Demontre Hurst (Chicago)
 OL Tim Lelito (New Orleans)
 CB Logan Ryan (New England)
 S Brynden Trawick (Oakland)
 KR/WR Eric Weems (Atlanta)
 NT Sylvester Williams (Denver)

Players Lost (9)

LB David Bass (Seattle)
 T/G Byron Bell (Dallas)

RECENT VETERAN FREE AGENCY HISTORY

CB Valentino Blake (N.Y. Giants)
TE Anthony Fasano (Miami)
C/G Brian Schwenke (Indianapolis)
LB Sean Spence (Indianapolis)
S Daimion Stafford (Pittsburgh)
G Chance Warmack (Philadelphia)
WR Kendall Wright (Chicago)

2016

Players Signed (7)

CB Brice McCain (Miami)
C Ben Jones (Houston)
QB Matt Cassel (Dallas)
WR Rishard Matthews (Miami)
LB Sean Spence (Pittsburgh)
CB Antwon Blake (Pittsburgh)
S Rashad Johnson (Arizona)

Players Lost (5)

LB Zach Brown (Buffalo)
FB Steven Johnson (Pittsburgh)
OL Joe Looney (Dallas)
DT Mike Martin (Philadelphia)
CB Coty Sensabaugh (Los Angeles)

2015

Players Signed (7)

T Byron Bell (Carolina)
CB Perrish Cox (San Francisco)
WR Harry Douglas (Atlanta)
TE Anthony Fasano (Kansas City)
WR Hakeem Nicks (Indianapolis)
OLB Brian Orakpo (Washington)
S Da'Norris Searcy (Buffalo)

Players Lost (3)

CB Brandon Ghee (Cincinnati)
FB Collin Mooney (Atlanta)
WR Nate Washington (Houston)

2014

Players Signed (8)

RB Dexter McCluster (Kansas City)
DL Al Woods (Pittsburgh)
QB Charlie Whitehurst (San Diego)
LB Wesley Woodyard (Denver)
T Michael Oher (Baltimore)
LB Shaun Phillips (Denver)
G/C Eric Olsen (Pittsburgh)
WR Brian Robiskie (Atlanta)

Players Lost (4)

CB Alterraun Verner (Tampa Bay)
WR Damian Williams (Miami)
WR Kenny Britt (St. Louis)
QB Rusty Smith (N.Y. Giants)

2013

Players Signed (14)

S George Wilson (Buffalo)
LB Moise Fokou (Indianapolis)
RB Shonn Greene (N.Y. Jets)
DT Sammie Hill (Detroit)
G Andy Levitre (Buffalo)
TE Delanie Walker (San Francisco)
G/C Rob Turner (St. Louis)
QB Ryan Fitzpatrick (Buffalo)
S Bernard Pollard (Baltimore)
DE Ropati Pitoitua (Kansas City)
WR Kevin Walter (Houston)
C/G Chris Spencer (Chicago)

RB Jalen Parmele (Jacksonville)
DT Antonio Johnson (Indianapolis)

Players Lost (5)

TE Jared Cook (St. Louis)
LB Zac Diles (Kansas City)
G Leroy Harris (Detroit)
DT Sen'Derrick Marks (Jacksonville)
DE Jarius Wynn (San Diego)

2012

Players Signed (7)

G Steve Hutchinson (Minnesota)
DE Kamerion Wimbley (Oakland)
DE Leger Douzable (Jacksonville)
LB Zac Diles (Indianapolis)
G Kyle DeVan (Philadelphia)
C Jon Cooper (Minnesota)
S Aaron Francisco (Detroit)

Players Lost (6)

WR Donnie Avery (Indianapolis)
CB Cortland Finnegan (St. Louis)
S Chris Hope (Atlanta)
DE William Hayes (St. Louis)
DE Jason Jones (Seattle)
LB Barrett Ruud (Seattle)

2011

Players Signed (11)

QB Matt Hasselbeck (Seattle)
DT Shaun Smith (Kansas City)
TE Daniel Graham (Denver)
LB Barrett Ruud (Tampa Bay)
CB Frank Walker (Minnesota)
S Jordan Babineaux (Seattle)
T Pat McQuistan (Miami)
S Anthony Smith (Green Bay)
T Adam Terry (Jacksonville)
RB Kestahn Moore (Washington)
WR Kevin Curtis (Kansas City)

Players Lost (4)

DE Jason Babin (Philadelphia)
QB Kerry Collins (Indianapolis)
LB Stephen Tulloch (Detroit)
TE Bo Scaife (Cincinnati)

2010

Players Signed (6)

LB Will Witherspoon (Philadelphia)
P/K Ricky Schmitt (San Francisco)
DE Jason Babin (Philadelphia)
CB Tye Hill (Atlanta)
QB Chris Simms (Denver)
TE Sean Ryan (Washington)

Players Lost (2)

DE Kyle Vanden Bosch (Detroit)
TE Alge Crumpler (New England)

2009

Players Signed (5)

CB DeMarcus Faggins (Houston)
DT Jovan Haye (Tampa Bay)
WR Mark Jones (Carolina)
QB Patrick Ramsey (Denver)
WR Nate Washington (Pittsburgh)

Players Lost (6)

CB Chris Carr (Baltimore)

DT Albert Haynesworth (Washington)
WR Brandon Jones (San Francisco)
CB Eric King (Detroit)
T Daniel Loper (Detroit)
QB Chris Simms (Denver)

2008

Players Signed (7)

TE Dwayne Blakley (Atlanta)
CB Chris Carr (RFA-Oakland)
TE Alge Crumpler (Atlanta)
DE Jevon Kearse (Philadelphia)
WR Justin McCareins (N.Y. Jets)
OT Jake Scott (Indianapolis)
LB Josh Stamer (Buffalo)

Players Lost (8)

G Jacob Bell (St. Louis)
RB Chris Brown (Houston)
LB Gilbert Gardner (Detroit)
TE Ben Hartsock (Atlanta)
DE Travis LaBoy (Arizona)
DE Antwan Odom (Cincinnati)
DT Randy Starks (Miami)
TE Ben Troupe (Tampa Bay)

2007

Players Signed (6)

LB Ryan Fowler (RFA-Dallas)
WR Justin Gage (Chicago)
CB Nick Harper (Indianapolis)
CB Kelly Herndon (Seattle)
QB Tim Rattay (Tampa Bay)
S Bryan Scott (New Orleans)

Players Lost (3)

WR Drew Bennett (St. Louis)
DT Robaire Smith (Cleveland)
WR Bobby Wade (Minnesota)

2006

Players Signed (4)

WR David Givens (New England)
S Chris Hope (Pittsburgh)
C Kevin Mawae (N.Y. Jets)
LB David Thornton (Indianapolis)

Players Lost (4)

LB Rocky Boiman (Dallas)
C Justin Hartwig (Carolina)
LB Brad Kassell (N.Y. Jets)
S Tank Williams (Minnesota)

2005

Players Signed (1)

DE Kyle Vanden Bosch (Arizona)

Players Lost (4)

RB Antowain Smith (New Orleans)
WR Eddie Berlin (Chicago)
CB Andre Dyson (Seattle)
TE Shad Meier (New Orleans)

2004

Players Signed (0)

Players Lost (2)

DE Jevon Kearse (Philadelphia)
DT Robaire Smith (Houston)

RECENT VETERAN FREE AGENCY HISTORY

2003

Players Signed (0)

Players Lost (5)

WR Kevin Dyson (Carolina)
DT John Thornton (Cincinnati)
CB Dainon Sidney (Buffalo)
CB Donald Mitchell (Dallas)
S Rich Coady (Indianapolis)

2002

Players Signed (4)

S Lance Schulters (San Francisco)
FB Greg Comella (N.Y. Giants)
C Jeff Smith (Jacksonville)
RB Robert Holcombe (St. Louis)

Players Lost (4)

DT Jason Fisk (San Diego)
DT Josh Evans (N.Y. Jets)
LB Greg Favors (Indianapolis)
C Kevin Long (Jacksonville)

2001

Players Signed (2)

K Joe Nedney (Carolina)
CB DeRon Jenkins (San Diego)

Players Lost (2)

DE Kenny Holmes (N.Y. Giants)
CB Denard Walker (Denver)

2000

Players Signed (2)

LB Randall Godfrey (Dallas)
T Fred Miller (St. Louis)

Players Lost (5)

LB Joe Bowden (Dallas)
LB Doug Colman (Oakland)
S Anthony Dorsett (Oakland)
TE Jackie Harris (Dallas)
T Jon Runyan (Philadelphia)

1999

Players Signed (5)

DT Jason Fisk (Minnesota)
DT Mike Jones (New England)
FB Lorenzo Neal (Tampa Bay)
QB Neil O'Donnell (Cincinnati)
DE Mike Frederick (Jets)

Players Lost (3)

DE Anthony Cook (Washington)
C Mark Stepnoski (Dallas)
DT Gary Walker (Jacksonville)

1998

Players Signed (3)

TE Jackie Harris (Tampa Bay)
P Craig Hentrich (Green Bay)
WR Yancey Thigpen (Pittsburgh)

Players Lost (1)

G Kevin Donnalley (Miami)

1997

Players Signed (2)

QB Dave Krieg (Chicago)
LB Lonnie Marts (Tampa Bay)

Players Lost (2)

LB Michael Barrow (Carolina)
CB Cris Dishman (Washington)

1996

Players Signed (4)

WR Willie Davis (Kansas City)
RB Ronnie Harmon (San Diego)
S Rafael Robinson (Seattle)
P Reggie Roby (Tampa Bay)

Players Lost (1)

LB Eddie Robinson (Jacksonville)

1995

Players Signed (5)

QB Chris Chandler (Rams)
KR Mel Gray (Detroit)
C Mark Stepnoski (Dallas)
T Irv Eatman (Atlanta)
WR Derek Russell (Denver)

Players Lost (5)

LB Lamar Lathon (Carolina)
S Bo Orlando (San Diego)
DE Tim Roberts (New England)
G Bill Schultz (Denver)
RB Lorenzo White (Cleveland)

1994

Players Signed (5)

TE Pat Carter (Rams)
P Rich Camarillo (Arizona)
QB Sean Salisbury (Minnesota)
DE Kenny Davidson (Pittsburgh)
RB Todd McNair (Kansas City)

Players Lost (3)

DE William Fuller (Philadelphia)
DE Sean Jones (Green Bay)
P Greg Montgomery (Detroit)

1993

Players Signed (2)

WR Willie Drewrey (Tampa Bay)
LB Robert Lyles (Atlanta)

Players Lost (3)

LB Rick Graf (Washington)
CB Jerry Gray (Tampa Bay)
T Don Maggs (Denver)

1992

Plan B

Players Signed (3)

CB Jerry Gray (Los Angeles)
WR Jeff Query (Green Bay)
RB Spencer Tillman (San Francisco)

Players Lost (4)

LB Eric Fairs (Buffalo)
WR Drew Hill (Atlanta)
WR Alex Johnson (New England)
WR Tony Jones (Atlanta)

1991

Plan B

Players Signed (7)

DE Robert Banks (Cleveland)
S Eric Bergeson (Atlanta)
LB Rick Graf (Miami)
S John Hagy (Buffalo)

WR Richard Johnson (Detroit)
WR Cedric Jones (New England)
RB Kerry Porter (Denver)

Players Lost (4)

CB Steve Brown (San Francisco)
RB Victor Jones (New England)
S Brett Tucker (Buffalo)
K Tony Zendejas (Los Angeles)

1990

Plan B

Players Signed (8)

S David Arnold (Pittsburgh)
WR Bernard Ford (Dallas)
WR Carl Harry (Washington)
DE Ezra Johnson (Indianapolis)
S Terry Kinard (Giants)
S Leander Knight (Jets)
WR Geral McNeil (Cleveland)
G Tommy Robinson (Atlanta)

Players Lost (7)

S Jeff Donaldson (Chiefs)
S Tracey Eaton (Arizona)
FB Tracy Johnson (Atlanta)
TE Bob Mrosko (Giants)
DE Anthony Spears (Dallas)
TE Chris Verhulst (Denver)
C/G George Yarno (Green Bay)

1989

Plan B

Players Signed (7)

FB Carl Byrum (Buffalo)
DE Mark Garalczyk (Jets)
WR Kenny Jackson (Philadelphia)
TE Calvin Magee (Tampa Bay)
LB Matt Monger (Jets)
DE/TE Colin Scotts (Arizona)
C/G George Yarno (Atlanta)

Players Lost (13)

DE Robert Banks (Cleveland)
S Keith Bostic (Indianapolis)
LB Toby Caston (Detroit)
LB Kurt Crain (Green Bay)
T John Davis (Buffalo)
WR Willie Drewrey (Tampa Bay)
LB Mark Dusbabek (Minnesota)
QB Brent Pease (Miami)
RB Spencer Tillman (San Francisco)
T David Viaene (New England)
FB Ray Wallace (Pittsburgh)
T Doug Williams (Seattle)
TE Jamie Williams (San Francisco)

ALL-TIME HEAD COACHES SUMMARY

COACH	YEARS	WON	LOST	TIED	PCT.	PTS.	ALLOWED
Lou Rymkus*	1960-61	12	7	1	.625	546	414
Wally Lemm	1961, 1966-70	38	40	4	.487	1,785	1,702
Frank "Pop" Ivy	1962-63	17	12	0	.586	706	662
Sammy Baugh	1964	4	10	0	.285	310	355
Hugh "Bones" Taylor	1965	4	10	0	.285	298	429
Ed Hughes	1971	4	9	1	.321	251	330
Bill Peterson**	1972-73	1	18	0	.052	241	553
Sid Gillman	1973-74	8	15	0	.347	358	556
O.A. "Bum" Phillips	1975-80	59	38	0	.608	1,857	1,741
Ed Biles***	1981-83	8	23	0	.258	526	774
Chuck Studley	1983	2	8	0	.200	179	286
Hugh Campbell****	1984-85	8	22	0	.266	487	787
Jerry Glanville	1985-89	35	35	0	.500	1,535	1,637
Jack Pardee#	1990-94	44	35	0	.556	1,771	1,418
Jeff Fisher	1994-2010	147	126	0	.538	5,872	5,719
Mike Munchak	2011-13	22	26	0	.458	1,017	1,069
Ken Whisenhunt##	2014-15	3	20	0	.130	379	597
Mike Mularkey	2015-17	21	22	0	.488	925	1,054
Mike Vrabel	2018-22	50	37	0	.575	2,021	1,885
TOTALS	1960-2022	487	513	6	.487	21,064	21,968

(includes postseason)

* Released after five games in 1961

** Released after five games in 1973

*** Resigned after six games in 1983

**** Released after 14 games in 1985

Released after 10 games in 1994

Released after seven games in 2015

ALL-TIME STARTING QUARTERBACK SUMMARY (REGULAR SEASON)

Quarterback	Seasons	Wins	Losses	Ties	Pct.	Quarterback	Seasons	Wins	Losses	Ties	Pct.
George Blanda	1960-66	44	38	0	.537	Bucky Richardson	1992-94	1	3	0	.250
Jacky Lee	1960-67	4	5	1	.450	Chris Chandler	1995-96	11	14	0	.440
Don Trull	1964-69	4	9	2	.333	Steve McNair	1995-05	76	55	0	.580
Buddy Humphrey	1966	0	1	0	.000	Neil O'Donnell	1999-03	6	2	0	.750
Pete Beathard	1967-69	15	11	0	.577	Billy Volek	2000-06	3	7	0	.300
Bob Davis	1967-69	3	2	1	.583	Matt Mauck	2005	0	1	0	.000
Charley Johnson	1970-71	3	11	0	.214	Vince Young	2006-10	30	17	0	.638
Jerry Rhome	1970	0	3	1	.125	Kerry Collins	2006-10	15	17	0	.469
Dan Pastorini	1971-79	53	54	0	.495	Rusty Smith	2010-11	0	1	0	.000
Lynn Dickey	1971-74	2	7	1	.250	Matt Hasselbeck	2011-12	11	10	0	.524
Kent Nix	1972	0	2	0	.000	Jake Locker	2011-14	9	14	0	.391
John Hadl	1976-77	1	5	0	.167	Ryan Fitzpatrick	2013	3	6	0	.333
Gifford Nielsen	1978-83	3	11	0	.214	Charlie Whitehurst	2014	1	4	0	.200
Ken Stabler	1980-81	16	12	0	.571	Zach Mettenberger	2014-15	0	10	0	.000
John Reaves	1981	1	1	0	.500	Marcus Mariota	2015-19	29	32	0	.475
Archie Manning	1982-83	0	8	0	.000	Matt Cassel	2016-17	1	1	0	.500
Oliver Luck	1982-86	3	6	0	.333	Blaine Gabbert	2018	2	1	0	.667
Warren Moon	1984-93	70	69	0	.504	Ryan Tannehill	2019-22	36	17	0	.679
Brent Pease	1987-88	2	1	0	.667	Malik Willis	2022	1	2	0	.333
Cody Carlson	1987-94	11	8	0	.579	Joshua Dobbs	2022	0	2	0	.000
Billy Joe Tolliver	1994	0	7	0	.000						



Ryan Tannehill led the Titans to 18 regular season wins and a pair of playoff appearances in his first two seasons with the club.

YEAR-BY-YEAR STARTING QUARTERBACKS SINCE 1999

2022 (7-10)

Date	W-L	Opponent	Starter
Sept. 11	L	N.Y. Giants	Tannehill
Sept. 19	L	Buffalo	Tannehill
Sept. 25	W	Las Vegas	Tannehill
Oct. 2	W	Indianapolis	Tannehill
Oct. 9	W	Washington	Tannehill
Oct. 23	W	Indianapolis	Tannehill
Oct. 30	W	Houston	Willis
Nov. 6	L	Kansas City	Willis
Nov. 13	W	Denver	Tannehill
Nov. 17	W	Green Bay	Tannehill
Nov. 27	L	Cincinnati	Tannehill
Dec. 4	L	Philadelphia	Tannehill
Dec. 11	L	Jacksonville	Tannehill
Dec. 18	L	L.A. Chargers	Tannehill
Dec. 24	L	Houston	Willis
Dec. 29	L	Dallas	Dobbs
Jan. 7	L	Jacksonville	Dobbs

Tannehill (6-6), Willis (1-2), Dobbs (0-2)

2021 (12-5)

Date	W-L	Opponent	Starter
Sept. 12	L	Arizona	Tannehill
Sept. 19	W	Seattle	Tannehill
Sept. 27	W	Indianapolis	Tannehill
Oct. 3	L	New York Jets	Tannehill
Oct. 10	W	Jacksonville	Tannehill
Oct. 18	W	Buffalo	Tannehill
Oct. 24	W	Kansas City	Tannehill
Oct. 31	W	Indianapolis	Tannehill
Nov. 7	W	L.A. Rams	Tannehill
Nov. 14	W	New Orleans	Tannehill
Nov. 21	L	Houston	Tannehill
Nov. 28	L	New England	Tannehill
Dec. 12	W	Jacksonville	Tannehill
Dec. 19	L	Pittsburgh	Tannehill
Dec. 23	W	San Francisco	Tannehill
Jan. 2	W	Miami	Tannehill
Jan. 9	W	Houston	Tannehill

Divisional

Jan. 22	L	Cincinnati	Tannehill
---------	---	------------	-----------

Tannehill (12-5, 0-1)

2020 (11-5)

Date	W-L	Opponent	Starter
Sept. 14	W	at Denver	Tannehill
Sept. 20	W	Jacksonville	Tannehill
Sept. 27	W	at Minnesota	Tannehill
Oct. 13	W	Buffalo	Tannehill
Oct. 18	W	Houston	Tannehill
Oct. 25	L	Pittsburgh	Tannehill
Nov. 1	L	at Cincinnati	Tannehill
Nov. 8	W	Chicago	Tannehill
Nov. 12	L	Indianapolis	Tannehill
Nov. 22	W	at Baltimore	Tannehill
Nov. 29	W	at Indianapolis	Tannehill
Dec. 6	L	Cleveland	Tannehill
Dec. 13	W	at Jacksonville	Tannehill
Dec. 20	W	Detroit	Tannehill
Dec. 27	L	at Green Bay	Tannehill
Jan. 3	W	at Houston	Tannehill

Wild Card

Jan. 10	L	Baltimore	Tannehill
---------	---	-----------	-----------

Tannehill (11-5, 0-1)

2019 (9-7)

Date	W-L	Opponent	Starter
Sept. 8	W	at Cleveland	Mariota
Sept. 15	L	Indianapolis	Mariota
Sept. 19	L	at Jacksonville	Mariota
Sept. 29	W	at Atlanta	Mariota

Oct. 6	L	Buffalo	Mariota
Oct. 13	L	at Denver	Mariota
Oct. 20	W	L.A. Chargers	Tannehill
Oct. 27	W	Tampa Bay	Tannehill
Nov. 3	L	at Carolina	Tannehill
Nov. 10	W	Kansas City	Tannehill
Nov. 24	W	Jacksonville	Tannehill
Dec. 1	W	at Indianapolis	Tannehill
Dec. 8	W	at Oakland	Tannehill
Dec. 15	L	Houston	Tannehill
Dec. 22	L	New Orleans	Tannehill
Dec. 30	W	at Houston	Tannehill

Wild Card

Jan. 4	W	at New England	Tannehill
--------	---	----------------	-----------

Divisional

Jan. 11	W	at Baltimore	Tannehill
---------	---	--------------	-----------

AFC Championship

Jan. 19	L	at Kansas City	Tannehill
---------	---	----------------	-----------

Mariota (2-4), Tannehill (7-3, 2-1)

2018 (9-7)

Date	W-L	Opponent	Starter
Sept. 9	L	at Miami	Mariota
Sept. 16	W	Houston	Gabbert
Sept. 23	W	at Jacksonville	Gabbert
Sept. 30	W	Philadelphia	Mariota
Oct. 7	L	at Buffalo	Mariota
Oct. 14	L	Baltimore	Mariota
Oct. 21	L	at L.A. Chargers	Mariota
Nov. 5	W	at Dallas	Mariota
Nov. 11	W	New England	Mariota
Nov. 18	L	at Indianapolis	Mariota
Nov. 26	L	at Houston	Mariota
Dec. 2	W	N.Y. Jets	Mariota
Dec. 6	W	Jacksonville	Mariota
Dec. 16	W	at N.Y. Giants	Mariota
Dec. 22	W	Washington	Mariota
Dec. 30	L	Indianapolis	Gabbert

Mariota (7-6), Gabbert (2-1)

2017 (9-7)

Date	W-L	Opponent	Starter
Sept. 10	L	Oakland	Mariota
Sept. 17	W	at Jacksonville	Mariota
Sept. 24	W	Seattle	Mariota
Oct. 1	L	at Houston	Mariota
Oct. 8	L	at Miami	Cassel
Oct. 16	W	Indianapolis	Mariota
Oct. 22	W	at Cleveland	Mariota
Nov. 5	W	Baltimore	Mariota
Nov. 12	W	Cincinnati	Mariota
Nov. 16	L	at Pittsburgh	Mariota
Nov. 26	W	at Indianapolis	Mariota
Dec. 3	W	Houston	Mariota
Dec. 10	L	at Arizona	Mariota
Dec. 17	L	at San Francisco	Mariota
Dec. 24	L	Los Angeles Rams	Mariota
Dec. 31	W	Jacksonville	Mariota

Wild Card

Jan. 6	W	at Kansas City	Mariota
--------	---	----------------	---------

Divisional

Jan. 13	L	at New England	Mariota
---------	---	----------------	---------

Mariota (9-6, 1-1), Cassel (0-1)

2016 (9-7)

Date	W-L	Opponent	Starter
Sept. 11	L	Minnesota	Mariota
Sept. 18	W	at Detroit	Mariota
Sept. 25	L	Oakland	Mariota
Oct. 2	L	at Houston	Mariota

Oct. 9	W	at Miami	Mariota
Oct. 16	W	Cleveland	Mariota
Oct. 23	L	Indianapolis	Mariota
Oct. 27	W	Jacksonville	Mariota
Nov. 6	L	at San Diego	Mariota
Nov. 13	W	Green Bay	Mariota
Nov. 20	L	at Indianapolis	Mariota
Nov. 27	W	at Chicago	Mariota
Dec. 11	W	Denver	Mariota
Dec. 18	W	at Kansas City	Mariota
Dec. 24	L	at Jacksonville	Mariota
Jan. 1	W	Houston	Cassel

Mariota (8-7), Cassel (1-0)

2015 (3-13)

Date	W-L	Opponent	Starter
Sept. 13	W	at Tampa Bay	Mariota
Sept. 20	L	at Cleveland	Mariota
Sept. 27	L	Indianapolis	Mariota
Oct. 11	L	Buffalo	Mariota
Oct. 18	L	Miami	Mariota
Oct. 25	L	Atlanta	Mettenberger
Nov. 1	L	at Houston	Mettenberger
Nov. 8	W	at New Orleans	Mariota
Nov. 15	L	Carolina	Mariota
Nov. 19	L	at Jacksonville	Mariota
Nov. 29	L	Oakland	Mariota
Dec. 6	W	Jacksonville	Mariota
Dec. 13	L	at N.Y. Jets	Mariota
Dec. 20	L	at New England	Mariota
Dec. 27	L	Houston	Mettenberger
Jan. 3	L	at Indianapolis	Mettenberger

Mariota (3-9), Mettenberger (0-4)

2014 (2-14)

Date	W-L	Opponent	Starter
Sept. 7	W	at Kansas City	Locker
Sept. 14	L	Dallas	Locker
Sept. 21	L	at Cincinnati	Locker
Sept. 28	L	at Indianapolis	Whitehurst
Oct. 5	L	Cleveland	Locker
Oct. 12	W	Jacksonville	Whitehurst
Oct. 19	L	at Washington	Whitehurst
Oct. 26	L	Houston	Mettenberger
Nov. 9	L	at Baltimore	Mettenberger
Nov. 17	L	Pittsburgh	Mettenberger
Nov. 23	L	at Philadelphia	Mettenberger
Nov. 30	L	at Houston	Mettenberger
Dec. 7	L	N.Y. Giants	Mettenberger
Dec. 14	L	N.Y. Jets	Locker
Dec. 18	L	at Jacksonville	Whitehurst
Dec. 28	L	Indianapolis	Whitehurst

Locker (1-4), Whitehurst (1-4), Mettenberger (0-6)

2013 (7-9)

Date	W-L	Opponent	Starter
Sept. 8	W	at Pittsburgh	Locker
Sept. 15	L	at Houston	Locker
Sept. 22	W	San Diego	Locker
Sept. 29	W	N.Y. Jets	Locker
Oct. 6	L	Kansas City	Fitzpatrick
Oct. 13	L	at Seattle	Fitzpatrick
Oct. 20	L	San Francisco	Locker
Nov. 3	W	at St. Louis	Locker
Nov. 10	L	Jacksonville	Locker
Nov. 14	L	Indianapolis	Fitzpatrick
Nov. 24	W	at Oakland	Fitzpatrick
Dec. 1	L	at Indianapolis	Fitzpatrick
Dec. 8	L	at Denver	Fitzpatrick

YEAR-BY-YEAR STARTING QUARTERBACKS SINCE 1999

Dec. 15	L	Arizona	Fitzpatrick
Dec. 22	W	at Jacksonville	Fitzpatrick
Dec. 29	W	Houston	Fitzpatrick

Locker (4-3), Fitzpatrick (3-6)**2012 (6-10)**

Date	W-L	Opponent	Starter
Sept. 9	L	New England	Locker
Sept. 16	L	at San Diego	Locker
Sept. 23	W	Detroit	Locker
Sept. 30	L	at Houston	Locker
Oct. 7	L	at Minnesota	Hasselbeck
Oct. 11	W	Pittsburgh	Hasselbeck
Oct. 21	W	at Buffalo	Hasselbeck
Oct. 28	L	Indianapolis	Hasselbeck
Nov. 4	L	Chicago	Hasselbeck
Nov. 11	W	at Miami	Locker
Nov. 25	L	at Jacksonville	Locker
Dec. 2	L	Houston	Locker
Dec. 9	L	at Indianapolis	Locker
Dec. 17	W	N.Y. Jets	Locker
Dec. 23	L	at Green Bay	Locker
Dec. 30	W	Jacksonville	Locker

Locker (4-7), Hasselbeck (2-3)**2011 (9-7)**

Date	W-L	Opponent	Starter
Sept. 11	L	at Jacksonville	Hasselbeck
Sept. 18	W	Baltimore	Hasselbeck
Sept. 25	W	Denver	Hasselbeck
Oct. 2	W	at Cleveland	Hasselbeck
Oct. 9	L	at Pittsburgh	Hasselbeck
Oct. 23	L	Houston	Hasselbeck
Oct. 30	W	Indianapolis	Hasselbeck
Nov. 6	L	Cincinnati	Hasselbeck
Nov. 13	W	at Carolina	Hasselbeck
Nov. 20	L	at Atlanta	Hasselbeck
Nov. 27	W	Tampa Bay	Hasselbeck
Dec. 4	W	at Buffalo	Hasselbeck
Dec. 11	L	New Orleans	Hasselbeck
Dec. 18	L	at Indianapolis	Hasselbeck
Dec. 24	W	Jacksonville	Hasselbeck
Jan. 1	W	at Houston	Hasselbeck

Hasselbeck (9-7)**2010 (6-10)**

Date	W-L	Opponent	Starter
Sept. 12	W	Oakland	Young
Sept. 19	L	Pittsburgh	Young
Sept. 26	W	at N.Y. Giants	Young
Oct. 3	L	Denver	Young
Oct. 10	W	at Dallas	Young
Oct. 18	W	at Jacksonville	Young
Oct. 24	W	Philadelphia	Collins
Oct. 31	L	at San Diego	Young
Nov. 14	L	at Miami	Collins
Nov. 21	L	Washington	Young
Nov. 28	L	at Houston	Smith
Dec. 5	L	Jacksonville	Collins
Dec. 9	L	Indianapolis	Collins
Dec. 19	W	Houston	Collins
Dec. 26	L	at Kansas City	Collins
Jan. 2	L	at Indianapolis	Collins

Young (4-4), Collins (2-5), Smith (0-1)**2009 (8-8)**

Date	W-L	Opponent	Starter
Sept. 10	L	at Pittsburgh	Collins
Sept. 20	L	Houston	Collins
Sept. 27	L	at N.Y. Jets	Collins
Oct. 4	L	at Jacksonville	Collins

Oct. 11	L	Indianapolis	Collins
Oct. 18	L	at New England	Collins
Nov. 1	W	Jacksonville	Young
Nov. 8	W	at San Francisco	Young
Nov. 15	W	Buffalo	Young
Nov. 23	W	at Houston	Young
Nov. 29	W	Arizona	Young
Dec. 6	L	at Indianapolis	Young
Dec. 13	W	St. Louis	Young
Dec. 20	W	Miami	Young
Dec. 25	L	San Diego	Young
Jan. 3	W	at Seattle	Young

Young (8-2), Collins (0-6)**2008 (13-3)**

Date	W-L	Opponent	Starter
Sept. 7	W	Jacksonville	Young
Sept. 14	W	at Cincinnati	Collins
Sept. 21	W	Houston	Collins
Sept. 28	W	Minnesota	Collins
Oct. 5	W	at Baltimore	Collins
Oct. 19	W	at Kansas City	Collins
Oct. 27	W	Indianapolis	Collins
Nov. 2	W	Green Bay	Collins
Nov. 9	W	at Chicago	Collins
Nov. 16	W	at Jacksonville	Collins
Nov. 23	L	N.Y. Jets	Collins
Nov. 27	W	at Detroit	Collins
Dec. 7	W	Cleveland	Collins
Dec. 14	L	at Houston	Collins
Dec. 21	W	Pittsburgh	Collins
Dec. 28	L	at Indianapolis	Collins

Divisional

Jan. 10 L (P) Baltimore Collins

Young (1-0), Collins (12-3, 0-1)**2007 (10-6)**

Date	W-L	Opponent	Starter
Sept. 9	W	at Jacksonville	Young
Sept. 16	L	Indianapolis	Young
Sept. 24	W	at New Orleans	Young
Oct. 7	W	Atlanta	Young
Oct. 14	L	at Tampa Bay	Young
Oct. 21	W	at Houston	Collins
Oct. 28	W	Oakland	Young
Nov. 4	W	Carolina	Young
Nov. 11	L	Jacksonville	Young
Nov. 19	L	at Denver	Young
Nov. 25	L	at Cincinnati	Young
Dec. 2	W	Houston	Young
Dec. 9	L	San Diego	Young
Dec. 16	W	at Kansas City	Young
Dec. 23	W	N.Y. Jets	Young
Dec. 30	W	at Indianapolis	Young

Wild Card

Jan. 6 L (P) at San Diego Young

Young (9-6, 0-1), Collins (1-0)**2006 (8-8)**

Date	W-L	Opponent	Starter
Sept. 10	L	N.Y. Jets	Collins
Sept. 17	L	at San Diego	Collins
Sept. 24	L	at Miami	Collins
Oct. 1	L	Dallas	Young
Oct. 8	L	at Indianapolis	Young
Oct. 15	W	at Washington	Young
Oct. 29	W	Houston	Young
Nov. 5	L	at Jacksonville	Young
Nov. 12	L	Baltimore	Young
Nov. 19	W	at Philadelphia	Young
Nov. 26	W	N.Y. Giants	Young

Dec. 3	W	Indianapolis	Young
Dec. 10	W	at Houston	Young
Dec. 17	W	Jacksonville	Young
Dec. 24	W	at Buffalo	Young
Dec. 31	L	New England	Young

Young (8-5), Collins (0-3)**2005 (4-12)**

Date	W-L	Opponent	Starter
Sept. 11	L	at Pittsburgh	McNair
Sept. 18	W	Baltimore	McNair
Sept. 25	L	at St. Louis	McNair
Oct. 2	L	Indianapolis	McNair
Oct. 9	W	at Houston	McNair
Oct. 16	L	Cincinnati	McNair
Oct. 23	L	at Arizona	Volek
Oct. 30	L	Oakland	McNair
Nov. 6	L	at Cleveland	McNair
Nov. 20	L	Jacksonville	McNair
Nov. 27	W	San Francisco	McNair
Dec. 4	L	at Indianapolis	McNair
Dec. 11	W	Houston	McNair
Dec. 18	L	Seattle	McNair
Dec. 24	L	at Miami	McNair
Jan. 1	L	at Jacksonville	Mauck

McNair (4-10), Volek (0-1), Mauck (0-1)**2004 (5-11)**

Date	W-L	Opponent	Starter
Sept. 11	W	at Miami	McNair
Sept. 19	L	Indianapolis	McNair
Sept. 26	L	Jacksonville	McNair
Oct. 3	L	at San Diego	Volek
Oct. 11	W	at Green Bay	McNair
Oct. 17	L	Houston	McNair
Oct. 24	L	at Minnesota	McNair
Oct. 31	W	Cincinnati	Volek
Nov. 14	L	Chicago	Volek
Nov. 21	W	at Jacksonville	McNair
Nov. 28	L	at Houston	McNair
Dec. 5	L	at Indianapolis	Volek
Dec. 13	L	Kansas City	Volek
Dec. 19	L	at Oakland	Volek
Dec. 25	L	Denver	Volek
Jan. 2	W	Detroit	Volek

Volek (2-6), McNair (3-5)**2003 (12-4)**

Date	W-L	Opponent	Starter
Sept. 7	W	Oakland	McNair
Sept. 14	L	at Indianapolis	McNair
Sept. 21	W	New Orleans	McNair
Sept. 28	W	at Pittsburgh	McNair
Oct. 5	L	at New England	McNair
Oct. 12	W	Houston	McNair
Oct. 19	W	at Carolina	McNair
Oct. 26	W	at Jacksonville	McNair
Nov. 9	W	Miami	McNair
Nov. 16	W	Jacksonville	McNair
Nov. 23	W	at Atlanta	McNair
Dec. 1	L	at N.Y. Jets	McNair
Dec. 7	L	at Indianapolis	McNair
Dec. 14	W	Buffalo	Volek
Dec. 21	W	at Houston	McNair
Dec. 28	W	Tampa Bay	O'Donnell

Wild Card

Jan. 3 W (P) at Baltimore McNair

Divisional

Jan. 10 L (P) at New England McNair

McNair (10-4, 1-1), Volek (1-0), O'Donnell (1-0)

YEAR-BY-YEAR STARTING QUARTERBACKS SINCE 1999

2002 (11-5)

Date	W-L	Opponent	Starter
Sept. 8	W	Philadelphia	McNair
Sept. 15	L	at Dallas	McNair
Sept. 22	L	Cleveland	McNair
Sept. 28	L	at Oakland	McNair
Oct. 6	L	Washington	McNair
Oct. 13	W	Jacksonville	McNair
Oct. 27	W	at Cincinnati	McNair
Nov. 3	W	at Indianapolis	McNair
Nov. 10	W	Houston	McNair
Nov. 17	W	Pittsburgh	McNair
Nov. 24	L	at Baltimore	McNair
Dec. 1	W	at N.Y. Giants	McNair
Dec. 8	W	Indianapolis	McNair
Dec. 16	W	New England	McNair
Dec. 22	W	at Jacksonville	McNair
Dec. 29	W	at Houston	McNair

Divisional

Jan. 11 W (P) Pittsburgh McNair

AFC Championship

Jan. 19 L (P) at Oakland McNair

McNair (11-5, 1-1)

2001 (7-9)

Date	W-L	Opponent	Starter
Sept. 9	L	Miami	McNair
Sept. 23	L	at Jacksonville	O'Donnell
Oct. 7	L	at Baltimore	McNair
Oct. 14	W	Tampa Bay	McNair
Oct. 21	W	at Detroit	McNair
Oct. 29	L	at Pittsburgh	McNair
Nov. 4	W	Jacksonville	McNair

Nov. 12	L	Baltimore	McNair
Nov. 18	W	at Cincinnati	McNair
Nov. 25	L	Pittsburgh	McNair
Dec. 2	W	at Cleveland	McNair
Dec. 9	L	at Minnesota	McNair
Dec. 16	W	Green Bay	McNair
Dec. 22	W	at Oakland	McNair
Dec. 30	L	Cleveland	McNair
Jan. 6	L	Cincinnati	McNair

McNair (7-8), O'Donnell (0-1)

2000 (13-3)

Date	W-L	Opponent	Starter
Sept. 3	L	at Buffalo	McNair
Sept. 10	W	Kansas City	McNair
Sept. 24	W	at Pittsburgh	O'Donnell
Oct. 1	W	N.Y. Giants	McNair
Oct. 8	W	at Cincinnati	McNair
Oct. 16	W	Jacksonville	McNair
Oct. 22	W	at Baltimore	McNair
Oct. 30	W	at Washington	McNair
Nov. 5	W	Pittsburgh	McNair
Nov. 12	L	Baltimore	McNair
Nov. 19	W	Cleveland	McNair
Nov. 26	L	at Jacksonville	McNair
Dec. 3	W	at Philadelphia	McNair
Dec. 10	W	Cincinnati	McNair
Dec. 17	W	at Cleveland	McNair
Dec. 25	W	Dallas	McNair

Divisional

Jan. 7 L (P) Baltimore McNair

McNair (12-3, 0-1), O'Donnell (1-0)

1999 (13-3)

Date	W-L	Opponent	Starter
Sept. 12	W	Cincinnati	McNair
Sept. 19	W	Cleveland	O'Donnell
Sept. 26	W	at Jacksonville	O'Donnell
Oct. 3	L	at San Francisco	O'Donnell
Oct. 10	W	Baltimore	O'Donnell
Oct. 17	W	at New Orleans	O'Donnell
Oct. 31	W	St. Louis	McNair
Nov. 7	L	at Miami	McNair
Nov. 14	W	at Cincinnati	McNair
Nov. 21	W	Pittsburgh	McNair
Nov. 28	W	at Cleveland	McNair
Dec. 5	L	at Baltimore	McNair
Dec. 9	W	Oakland	McNair
Dec. 19	W	Atlanta	McNair
Dec. 26	W	Jacksonville	McNair
Jan. 2	W	at Pittsburgh	McNair

Wild Card

Jan. 8 W (P) Buffalo McNair

Divisional

Jan. 16 W (P) at Indianapolis McNair

AFC Championship

Jan. 23 W (P) at Jacksonville McNair

Super Bowl XXXIV

Jan. 30 L (P) St. Louis McNair

McNair (9-2, 3-1), O'Donnell (4-1)



Mike Vrabel was hired as head coach in January 2018 and has led the team to three consecutive playoff appearances from 2019 to 2021.

ALL-TIME ALL-PRO SELECTIONS

AFL ALL-PRO

- 1960** George Blanda, QB (Honorable Mention, UPI)
 Billy Cannon, RB (Second Team, UPI, OF)
 Mike Dukes, LB (First Team, UPI)
 Don Floyd, DE (Honorable Mention, UPI)
 Bill Groman, E (First Team, UPI, OF)
 Charlie Hennigan, RB (Honorable Mention, UPI)
 Al Jamison, T (First Team, AP, Second Team OF)
 Mark Johnston, S (First Team, AP, Second Team, UPI, OF)
 Rich Michael, T (First Team, UPI, OF)
 Dennit Morris, LB (Second Team OF, Honorable Mention, UPI)
 Jim Norton, S (Honorable Mention, UPI)
 Hugh Pitts, LB (Honorable Mention, UPI)
 Dave Smith, (First Team, AP, UPI, OF)
 Julian Spence, CB (First Team, UPI)
 Orville Trask, DT (Second Team, UPI, OF)
 Fred Wallner, T (Honorable Mention, UPI)
- 1961** Tony Banfield, CB (First Team, AP, UPI, OF, SN, Second Team, NY)
 George Blanda, QB (First Team, AP, UPI, OF, SN, NY)
 Billy Cannon, HB (First Team, AP, UPI, OF, SN, NY)
 Don Floyd, DE (First Team, OF)
 Bill Groman, E (First Team, AP, SN, Second Team, UPI, NY)
 Charlie Hennigan, E (First Team, AP, UPI, OF, SN, NY)
 Ed Husmann, DT (Second Team, UPI, NY)
 Al Jamison, T (First Team, AP, UPI, OF, SN, NY)
 Mark Johnston, S (First Team, NY)
 Jim Norton, S (Second Team, UPI, NY)
 Bob Schmidt, C (Second Team, OF)
 Bob Talamini, G (Second Team, OF, UPI)
 Charley Tolar, FB (Second Team, UPI, OF)
- 1962** Tony Banfield, CB, (First Team, AP, UPI, OF)
 George Blanda, QB (Second Team, AP, UPI)
 Doug Cline, OLB (Second Team, AP UPI)
 Don Floyd, DE (First Team, AP, UPI, OF)
 Charlie Hennigan, E (First Team, AP, UPI, OF)
 Ed Husmann, DT (First Team AP, UPI)
 Al Jamison, T (First Team, AP, UPI)
 Jim Norton, S (First Team, UPI, Second Team, AP)
 Bob Schmidt, C (Second Team, AP, UPI)
 Bob Talamini, G (First Team UPI, OF)
 Charley Tolar, FB (Second Team, AP, UPI)
- 1963** Tony Banfield, CB (First Team, AP, UPI, OF, PF)
 George Blanda, QB (Second Team, AP, NY)
 Doug Cline, OLB (Second Team, AP, NY, UPI)
 Don Floyd, DE (Second Team, NY)
 Fred Glick, S (First Team, AP, UPI, OF, NEA, NY)
 Charlie Hennigan, E (Second Team, NEA, NY, Honorable Mention, AP)
 Ed Husmann, DT (Second Team, UPI)
 Bobby Jancik, S (Second Team, NY, Honorable Mention, AP, UPI)
 Rich Michael, T (Honorable Mention, UPI)
 Bob Schmidt, C (Second Team, UPI, NEA)
 Bob Talamini, G (First Team, AP, OF, NEA, NY, Second Team, UPI)
 Hogan Wharton, G (Honorable Mention, AP)
- 1964** Sonny Bishop, T (Second Team, UPI)
 Sid Blanks, T (Second Team, UPI)
 Don Floyd, DE (Second Team, UPI)
 Fred Glick, S (First Team, OF, Second Team, NEA)
 Charlie Hennigan, E (First Team, AP, UPI, NEA, OF, NY)
 Pete Jaquess, CB (Second Team, AP)
 Bob Talamini, G (First Team, NEA, OF, Second Team, AP, UPI, NY)
- 1965** Sonny Bishop, G (Second Team, NY)
 Ode Burrell, RB (Second Team, NY)
 Willie Frazier, TE (First Team, AP, UPI, OF, NEA, NY)
 W.K. Hicks, CB (Second Team, AP, UPI, NY)
 Bob Talamini, G (First Team, AP, UPI, OF, NY)
- 1966** Johnny Baker, OLB (Second Team, NEA)
 George Blanda, K (Second Team, NY)
 Walter Suggs, T (Second Team, UPI, NEA)
 Bob Talamini, G (First Team, OF, Second Team, UPI, NEA, NY)
- 1967** Miller Farr, CB (First Team, AP, UPI, NEA, SN, FN, NY, DE)

LEGEND

- AP** - Associated Press
CP - College & Pro Football Newsweekly
DMN - Dallas Morning News
DB - Dick Butkus Football Network
DE - Detroit News
DH - Don Heinrich (Pro Football Scouts)
DP - Diet Pepsi Rookie Rookie of the Year
DZ - Paul Zimmerman (N.Y. Post, 1969 -78; Sports Ill., 1979-present)
FD - Football Digest
FI - NFL Films
FN - Football News
FO - Gordon Forbes, USA Today
FW - Pro Football Weekly
FX - Larry Fox, N.Y. Daily News
GN - Gannett News Service
HF - Pro Football Hall of Fame
JT - Joe Theismann
NA - The National
NBC - NBC Sports.com
NEA - Newspaper Enterprise Association
NY - New York Daily News
OA - Bob Oates, L.A. Times
OF - Official AFL Team
PF - Pro Football Digest
PK - Peter King, Sports Illust.
RS - Pamela Robbins Scott
SI - Sports Illustrated
SN - The Sporting News
TP - Topps All-Pro Team
UPI - United Press International
USA - USA Today
WA - Pro Football Writers of America

- Hoyle Granger, RB (Second Team, AP, UPI, NEA)
 Pat Holmes, DE (First Team, AP, UPI, NEA, FN, DE, Second Team, SN, NY)
 Bobby Maples, C (Second Team, AP, UPI, NY)
 Jim Norton, S (First Team, FN, DE, Second Team, AP, UPI, NY)
 Walter Suggs, T (First Team, SN, FN, Second Team, AP, UPI, NEA)
 Bob Talamini, G (First Team, AP, UPI, NEA, SN, FN, DE)
 George Webster, OL (First Team, AP, UPI, NEA, SN, FN, NY, DE)
- 1968** Miller Farr, CB (First Team, PF, AP, UPI, NEA, SN, FN, NY, FW)
 Hoyle Granger, RB (Second Team, FN)
 Ken Houston, S (Second Team, SN, NEA)
 Alvin Reed, TE (First Team, SN, FN, NY, Second Team, AP, UPI)
 Walter Suggs, T (First Team, SN, Second Team, AP, UPI, NEA, FN)
 George Webster, OLB (First Team, PF, WA, AP, UPI, NEA, SN, FN, NY, FW)
- 1969** Elvin Bethea, DE (Second Team, UPI)
 Sonny Bishop, G (Second Team, SN, Honorable Mention, UPI)
 Garland Boyette, MLB (Honorable Mention, UPI)
 Miller Farr, CB (First Team, SN, Second Team, AP, UPI, NEA, NY, SI)
 Hoyle Granger, RB (Second Team, SI, Honorable Mention, UPI, PF)
 Ken Houston, S (First Team, NY, SI, Second Team, AP, UPI, SN,

ALL-TIME ALL-PRO SELECTIONS

FN)
 Alvin Reed, TE (First Team, SN, Second Team, AP, UPI, NEA, NY, SI, PF)
 Tom Regner, G (Honorable Mention, UPI)
 George Webster, OLB (First Team, WA, AP, UPI, NEA, SN, NY, SI, PF, Second Team, HF, NEA)
 Walter Suggs, T (Second Team, AP, UPI, NEA, NY)

NFL ALL-PRO

1970 Ken Houston, S (Second Team, NEA)
1971 Ken Houston, S (First Team, DZ, TP, FW, Second Team, WA, NEA, FN)
1972 Ken Houston, S (Second Team, WA, NEA)
1973 Elvin Bethea, DE (Second Team, NEA)
1975 Elvin Bethea, DE (First Team, FN, CP, Second Team, AP, NEA)
 Robert Brazile, OLB (First Team, DZ)
 Curley Culp, DT (First Team, AP, WA, NEA, NY, FW)
 Billy Johnson, KR (First Team, FW, Second Team, FN)
1976 Robert Brazile, OLB (First Team, WA, FN, NY, Second Team, AP)
1977 Robert Brazile, OLB (First Team, NEA, Second Team, AP)
 Ken Burrough, WR (Second Team, AP, NEA)
 Curley Culp, DT (Second Team, NEA)
 Billy Johnson, KR (First Team, AP, WA, TP, NY, FX, CP, RS, FW)
1978 Elvin Bethea, DE (Second Team, NEA)
 Robert Brazile, OLB (First Team, AP, WA, NEA, CP, FW)
 Earl Campbell, RB (First Team, AP, WA, NEA, CP, DZ, NY, FX, FW)
 Curley Culp, DT (Second Team, AP, NEA)
1979 Elvin Bethea, DE (Second Team, AP)
 Robert Brazile, OLB (First Team, AP, FW, NEA, WA)
 Earl Campbell, RB (First Team, AP, SN, FW, NEA, WA)
 Curly Culp, DT (Second Team, AP)
 Toni Fritsch, PK (First Team, AP, WA, NEA, DZ)
 Leon Gray, T (First Team, AP, WA, NEA, CP, FW)
 Vernon Perry, S (First Team, DZ)
 Mike Reinfeldt, S (First Team, AP, WA, NEA, CP, NY, FX, FW)
1980 Gregg Bingham, ILB (First Team, FX)
 Robert Brazile, OLB (First Team, WA, NEA, SN, CP, FD, FX, FW, Second Team, AP)
 Earl Campbell, RB (First Team, AP, WA, NEA, SN, CP, FD, DZ, NY, FX, FW)
 Leon Gray, T (First Team, AP, WA, SN, FD, FW, Second Team, NEA)
 Bob Young, G (First Team, FD)
1981 Gregg Bingham, ILB (Honorable Mention, DH)
 Robert Brazile, OLB (Second Team, AP, DH)
 Earl Campbell, RB (First Team, CP, Second Team, DH)
 Dave Casper, TE (Honorable Mention, DH)
 Vernon Perry, S (First Team, CP, Honorable Mention, DH)
1982 Earl Campbell, RB (Honorable Mention, DH)
 Dave Casper, TE (Honorable Mention, OA)
1983 Earl Campbell, RB (Honorable Mention, DH)
 Mike Munchak, G (Second Team, NEA)
1984 Mike Munchak, G (Second Team, NEA, DH)
1985 Bo Eason, S (Second Team, NEA)
 Bruce Matthews, T (Honorable Mention, DH)
 Mike Munchak, T (First Team, FD, Second Team, AP, NEA, DH)
1986 Bruce Matthews, T (Third Team, GN)
1987 Keith Bostic, S (First Team, NEA, FD, FI, Second Team, AP, DH)
 Ray Childress, DE (Honorable Mention, DH)
 Ernest Givins, WR (Honorable Mention, DH)
 Warren Moon, QB (Honorable Mention, DH)
 Mike Munchak, G (First Team, AP, WA, NEA, SN, FO, FD, TP, DH)
 Mike Rozier, RB (Honorable Mention, DH)
1988 Patrick Allen, CB (Honorable Mention, AP)
 Keith Bostic, S (Honorable Mention, AP)
 Ray Childress, DE (Second Team, AP, NEA, CP, FD, Honorable Mention, DH)
 Jeff Donaldson, S (Second Team, CP, Honorable Mention, AP, DH)
 Drew Hill, WR (First Team, DH, Honorable Mention, AP)
 Bruce Matthews, G (First Team, AP, WA, SN, FD, FO, DZ, DH, FW, Second Team, NEA, CP)

Warren Moon, QB (Honorable Mention, DH)
 Mike Munchak, G (First Team, WA, NEA, FO, FW, Second Team, AP)
1989 Ray Childress, DE (Second Team, AP, Honorable Mention, DH)
 Bruce Matthews, G (First Team, AP, SN, DZ, FD, FI, FW, Second Team, NEA, CP)
 Greg Montgomery, P (First Team, NEA, Honorable Mention, DH)
 Warren Moon, QB (Honorable Mention, DH)
 Mike Munchak, G (First Team, NEA, FO, Second Team, AP)
 Eugene Seale, ST (First Team, FW)
1990 Ray Childress, DE (First Team, WA, CP, FO, DZ, SN, DH, Second Team, AP, NEA, NA, Honorable Mention, PK)
 Ernest Givins, WR (Second Team, AP, Honorable Mention, DH, PK)
 Drew Hill, WR (Honorable Mention, AP, DH)
 Haywood Jeffires, WR (Second Team, CP, NA, Honorable Mention, DH)
 Richard Johnson, CB (Second Team, CP, Honorable Mention, AP)
 Terry Kinard, S (Honorable Mention, AP)
 Bruce Matthews, G (First Team, AP, WA, NEA, CP, FO, SN, FI, DH, FW, Second Team, PK)
 Bubba McDowell, S (Honorable Mention, AP, DH)
 Greg Montgomery, P (Honorable Mention, AP, DH)
 Warren Moon, QB (First Team, SN, FI, Second Team, AP, DH, Honorable Mention, FD, PK)
 Mike Munchak, G (Second Team, AP, DH)
1991 Ray Childress, DT (First Team, NEA, CP, FO, FD, FI, DH, Honorable Mention, AP)
 Cris Dishman, CB (First Team, AP, FO, FD, FI, DH, FW, Second Team, CP)
 William Fuller, DE (Honorable Mention, AP, DH)
 Haywood Jeffires, WR (First Team, AP, WA, FD, FI, Second Team, NEA, CP, DH)
 Bruce Matthews, C (First Team, NEA, FD, FI, FW, Second Team, AP, CP)
 Bubba McDowell, S (Second Team, AP, CP, DH)
 Warren Moon, QB (Honorable Mention, AP, DH)
 Mike Munchak, G (First Team, AP, WA, FW, CP, FD, Second Team, NEA, Honorable Mention, DH)
 Bo Orlando, S (Honorable Mention, AP)
 Al Smith, MLB (First Team, WA, FW, Second Team, CP, DH, Honorable Mention, AP)
1992 Ray Childress, DT (First Team, AP, WA, NEA, CP, FO, DZ, FI, JT)
 Cris Dishman, S (Honorable Mention, AP)
 William Fuller, DE (Honorable Mention, AP, JT)
 Ernest Givins, WR (Honorable Mention, JT)
 Haywood Jeffires, WR (Honorable Mention, AP, JT)
 Bruce Matthews, C (First Team, AP, WA, NEA, SN, FD, JT, Second Team, CP)
 Bubba McDowell, S (First Team, JT, Honorable Mention, AP)
 Greg Montgomery, P (Honorable Mention, AP, JT)
 Mike Munchak, G (Second Team, AP, CP, JT)
 Al Smith, MLB (First Team, AP, FD, Second Team, NEA, CP, FO, Honorable Mention, JT)
 Lorenzo White, RB (Honorable Mention, AP, JT)
1993 Ray Childress, DT (First Team, FO, Second Team, AP, CP, FD, Honorable Mention, JT)
 Al Del Greco, K (Second Team, FD, Honorable Mention, AP)
 Cris Dishman, CB (Honorable Mention, AP, JT)
 Sean Jones, DE (Honorable Mention, AP, JT)
 Bruce Matthews, C (First Team, WA, SN, CP, FD, FI, Second Team, AP)
 Greg Montgomery, P (First Team, AP, WA, SN, CP, FD, FI, Honorable Mention, JT)
 Warren Moon, QB (Honorable Mention, AP, JT)
 Mike Munchak, G (First Team, FD, FI, Second Team, AP, CP)
 Bo Orlando, S (Honorable Mention, AP)
 Marcus Robertson, S (First Team, AP, SN, JT, Second Team, CP)
 Webster Slaughter, WR (Honorable Mention, AP)
 Al Smith, MLB (Honorable Mention, AP)
1994 Rich Camarillo, P (Honorable Mention, AP)
 Bruce Matthews, C (Honorable Mention, AP)
1995 Michael Barrow, MLB (First Team, DZ)

ALL-TIME ALL-PRO SELECTIONS

- Blaine Bishop, S (First Team, DZ, Second Team, FD, Honorable Mention, AP)
 Darryll Lewis, CB (First Team, FD, TJ, Honorable Mention, AP)
 Bruce Matthews, G (Second Team, BM, Honorable Mention, AP)
 Mark Stepnoski, C (Honorable Mention, AP)
- 1996** Blaine Bishop, S (Honorable Mention, AP)
 Al Del Greco, K (Honorable Mention, AP)
 Cris Dishman, CB (Honorable Mention, AP)
 Mel Gray, KR (Honorable Mention, AP)
 Bruce Matthews, G (First Team, DB, Second Team, AP, FD)
 John Henry Mills, ST (Second Team, FI)
 Mark Stepnoski, C (Second Team, AP, FD)
- 1997** Blaine Bishop, S (Honorable Mention, AP)
 Brad Hopkins, T (First Team, DZ, Honorable Mention, AP)
 Bruce Matthews, G (Honorable Mention, AP)
 Marcus Robertson, S (First Team, DZ, Honorable Mention, AP)
- 1998** Craig Hentrich, P (First Team, AP, WA, CP, SN, FD, USA)
 Bruce Matthews, G (First Team, AP, WA, SN, USA, Second Team, FD)
 Frank Wycheck, TE (First Team, DZ, Second Team, CP, FD)
- 1999** Eddie George, RB (Second Team, AP, CP, FD)
 Jevon Kearse, DE (First Team, AP, DZ, CP, SN, FD, FW, WA)
 Bruce Matthews, G (First Team, AP, FD, FW, WA)
 Jon Runyan, T (Second Team, AP, FD)
- 2000** Blaine Bishop, S (First Team, FD, Second Team, AP)
 Keith Bulluck, ST (Second Team, FD)
 Eddie George, RB (First Team, AP, CP, FD, FW, WA)
 Jevon Kearse, DE (First Team, FO)
 Derrick Mason, KR (First Team, AP, CP, DZ, FO, FW, SN, WA, Second Team, FD)
 Bruce Matthews, G (First Team, AP, FW, SN, FD, WA)
 Samari Rolle, CB (First Team, AP, CP, FD, FW, SN, WA)
- 2001** Frank Wycheck, TE (Second Team, AP)
- 2002** Keith Bulluck, LB (Second Team, AP)
- 2003** Keith Bulluck, LB (First Team, AP, DZ, FW, WA, PK)
 Steve McNair, QB (Second Team, AP, FD, First Team, DZ)
 Craig Hentrich, P (First Team, PD)
- 2004** Keith Bulluck, LB (First Team, DZ)
- 2007** Albert Haynesworth, DT (First Team, AP, DZ, FW, WA)
 Rob Bironas, K (First Team, AP, SN, SI)
- 2008** Albert Haynesworth, DT (First Team, AP, SN, SI, NBC, DMN)
 Cortland Finnegan, CB (First Team, AP, SN, SI, NBC, DMN)
 Kevin Mawae, C (First Team, AP, NBC)
 Michael Roos, OT (First Team, AP, SN, SI, DMN)
 David Stewart, OT (Second Team, AP)
- 2009** Tony Brown, DT (SI)
 Chris Johnson, RB (First Team, AP, SN, SI, FW/WA)
 Michael Roos, OT (First Team, DMN, Second Team, AP)
- 2010** Michael Griffin, S (Second Team, AP)
- 2011** Michael Roos, OT (First Team, SN)
- 2013** Jurrell Casey, DT (Second Team, AP)
 Alterraun Verner, CB (First Team, SI, Second Team, AP)
- 2016** Jack Conklin, T (First Team, AP)
- 2017** Kevin Byard, S (First Team, AP, WA)
 Brett Kern, P (First Team, SN, Second Team, AP)
 Taylor Lewan, T (First Team, SN)
- 2018** Kevin Byard, S (Second Team, WA)
- 2019** Derrick Henry, RB (First Team, WA, Second Team, AP)
 Derrick Henry, Flex (Second Team, AP)
 Brett Kern, P (First Team, AP, WA, SN)
- 2020** Derrick Henry, RB (First Team, AP, WA, SN)
- 2021** Kevin Byard, S (First Team, AP, WA, SN)
 Jeffery Simmons, DT (Second Team, AP)
- Alvin Reed, TE (First Team, UPI, FW)
 Walter Suggs, T (Honorable Mention, UPI)
- 1971** Elvin Bethea, DE (First Team, FW, Second Team, UPI)
 Ken Houston, S (First Team, UPI, SN, FW)
 Ron Pritchard, OLB (Second Team, UPI)
- 1972** Elvin Bethea, DE (First Team, SN, Second Team, UPI)
 Ken Houston, S (Second Team, UPI)
 Guy Murdock, C (All-Rookie)
 Mike Tilleman, DT (Honorable Mention, UPI)
- 1973** Gregg Bingham, LB (All-Rookie)
 Elvin Bethea, DE (Second Team, UPI)
 John Matuszak, DT (All-Rookie)
- 1974** Elvin Bethea, DE (First Team, FW, TP, Second Team, UPI)
 Gregg Bingham, MLB (Honorable Mention, UPI)
 Ken Burrough, WR (Honorable Mention, UPI)
- 1975** Elvin Bethea, DE (First Team, NY)
 Robert Brazile, OLB (Second Team, UPI, All-Rookie)
 Curley Culp, DT (First Team, AP, UPI, SN, FW, NY, TP)
 Billy Johnson, KR (First Team, FW, TP)
- 1976** Elvin Bethea, DE (Honorable Mention, UPI)
 Robert Brazile, OLB (First Team, UPI, SN, FW, NY, TP, PB)
 Curley Culp, DT (First Team, SN, FW, TP, PB, Second Team, UPI)
- 1977** Elvin Bethea, DE (Honorable Mention, UPI)
 Robert Brazile, OLB (Second Team, UPI)
 Ken Burrough, WR (Second Team, UPI)
 Rob Carpenter, RB (All-Rookie)
 Curley Culp, DT (First Team, FW, Honorable Mention, UPI)
 Bill Currier, DB (All-Rookie)
 Billy Johnson, KR (First Team, FW, NY)
 George Reihner, G (All-Rookie)
- 1978** Elvin Bethea, DE (First Team, UPI, FW, NY, FX)
 Robert Brazile, OLB (First Team, UPI, SN, FW, FX, TP)
 Earl Campbell, RB (First Team, UPI, SN, FW, NY, FX, TP, All-Rookie)
 Curley Culp, DT (Second Team, UPI)
 Greg Sampson, T (Second Team, UPI)
- 1979** Jesse Baker, DE (All-Rookie)
 Robert Brazile, OLB (First, UPI, SN, FW)
 Earl Campbell, RB (First Team, UPI, SN, FW, NY, FX, TP)
 Curley Culp, DT (Second Team, UPI)
 Toni Fritsch, PK (First Team, UPI, SN, FW, NY, FX, TP)
 Leon Gray, T (First Team, UPI, SN, FW)
 Carl Mauck, C (Second Team, UPI)
 Vernon Perry, S (All-Rookie)
 Mike Reinfeldt, S (First Team, UPI, SN, FW, NY, FX, TP)
- 1980** Gregg Bingham, ILB (First Team, FX)
 Robert Brazile, OLB (First Team, UPI, FW, NY, FX, TP, PB)
 Earl Campbell, RB (First Team, UPI, FW, NY, FX, TP, PB)
 Leon Gray, T (First Team, UPI, FW, TP)
 Carl Mauck, C (First Team, FX, Honorable Mention, UPI)
 Vernon Perry, S (Second Team, UPI)
 Mike Reinfeldt, S (Second Team, UPI)
 Carl Roaches, KR (All-Rookie)
 Greg Stemrick, CB (Second Team, UPI)
- 1981** Robert Brazile, OLB (First Team, TP, Second Team, UPI)
 Earl Campbell, RB (First Team, FX, NY, Second Team, UPI)
 Leon Gray, T (Second Team, UPI)
 Vernon Perry, S (First Team, FX)
 Carl Roaches, KR (First Team, FW, TP)
- 1982** Robert Brazile, OLB (First Team, UPI)
- 1983** Steve Brown, CB (All-Rookie)
 Bruce Matthews, T (All-Rookie)
 Harvey Salem, T (All-Rookie)
 Tim Smith, WR (First Team, FW)
 Brian Sochia, DT (All-Rookie)
- 1984** Warren Moon (All-Rookie)
 Mike Munchak, G (First Team, FW, Second Team, UPI)
 Dean Steinkuhler, T (All-Rookie)
- 1985** Ray Childress, DE (All-Rookie, WA)
 Mike Munchak, G (First Team, FN, Second Team, FN, UPI)
- 1986** Ray Childress, DE (First Team, FN)
 Ernest Givins, WR (All-Rookie, FW, WA)

ALL-AFC

- 1970** Elvin Bethea, DE (Honorable Mention, UPI)
 Glen Ray Hines, T (Honorable Mention, UPI)
 Ken Houston, S (First Team, FW, Second Team, UPI)
 Jerry LeVias, WR (Honorable Mention, UPI)
 Zeke Moore, CB (Honorable Mention, UPI)
 Ron Pritchard, OLB (Second Team, UPI)

ALL-TIME ALL-PRO SELECTIONS

- 1987** Keith Bostic, S (First Team, UPI, FW)
Mike Munchak, G (First Team, UPI, FW, FN)
Mike Rozier, RB (Second Team, UPI)
- 1988** Ray Childress, DE (First Team, UPI, FW)
Drew Hill, WR (Second Team, UPI)
Bruce Matthews, G (First Team, UPI, FW, FN)
Warren Moon, QB (Second Team, UPI)
Mike Munchak, G (First Team, FW, Second Team, UPI)
Eugene Seale, ST (First Team, FW)
- 1989** Ray Childress, DE (Second Team, UPI)
John Grimsley, ILB (Second Team, UPI)
Bruce Matthews, G (First Team, UPI, FW, FN)
Bubba McDowell, CB (All-Rookie, FW, WA)
Greg Montgomery, P (First Team, UPI, FW)
Warren Moon, QB (First Team, UPI, FN)
Mike Munchak, G (First Team, UPI, FW)
Tony Zendejas, K (Second Team, UPI)
- 1990** Ray Childress, DT (First Team, FN, Second Team, UPI)
Ernest Givins, WR (First Team, UPI)
Drew Hill, WR (First Team, FN, Second Team, UPI)
Bruce Matthews, G (First Team, UPI, FW, FN)
Warren Moon, QB (First Team, UPI, FW, FN)
Mike Munchak, G (First Team, FN, Second Team, UPI)
- 1991** Ray Childress, DT (First Team, UPI, FW)
Cris Dishman, CB (First Team, UPI, FW, FN)
John Flannery, G/C (All-Rookie, FW, WA)
William Fuller, DE (First Team, UPI, FW, FN)
Haywood Jeffires, WR (First Team, UPI, FW, FN)
Bruce Matthews, C (First Team, FW)
Mike Munchak, G (First Team, UPI, FW, FN)
Al Smith, (First Team, UPI, FW, FN)
- 1992** Ray Childress, DT (First Team, FW)
Haywood Jeffires, WR (First Team, UPI, FW, FN)
Bruce Matthews, C (First Team, UPI, FW, FN)
Greg Montgomery, P (First Team, UPI)
Mike Munchak, G (First Team, UPI, FW, FN)
Eddie Robinson, LB (All-Rookie, FW, WA)
Al Smith, MLB (First Team, FW, FN)
- 1993** Ray Childress, DT (First Team, UPI, FW, FN)
Brad Hopkins, T (All-Rookie, FW, WA)
Bruce Matthews, C (First Team, UPI, FW, FN)
Greg Montgomery, P (First Team, UPI, FW, FN)
Mike Munchak, G (First Team, UPI, FW, FN)
- 1995** Blaine Bishop, S (First Team, UPI, FW, FN)
Darryll Lewis, CB (First Team, FN, Second Team, UPI)
Bruce Matthews, G (First Team, UPI, FW, FN)
Marcus Robertson, S (First Team, UPI, FW)
Chris Sanders, WR (All-Rookie, FW, WA)
Gary Walker, DT (All-Rookie, FW, WA)
- 1996** Blaine Bishop, S (Second Team, UPI)
- Al Del Greco, K (Second Team, UPI)
Eddie George, RB (Second Team, UPI, All-Rookie, FW, WA)
Bruce Matthews, G (First Team, UPI, FW, FN)
John Henry Mills, ST (First Team, FW)
Mark Stepnoski, C (Second Team, UPI)
- 1997** Kenny Holmes, DE (All-Rookie, FW, WA)
Bruce Matthews, G (First Team, FW, FN)
- 1998** Craig Hentrich, P (First Team, FW, FN)
Kevin Long, C (All-Rookie, FW, WA)
Bruce Matthews, G (First Team, FW, FN)
- 1999** Eddie George, RB (First Team, FW)
Jevon Kearse, DE (First Team, FW, FN, All-Rookie, FW, WA)
Bruce Matthews, G (First Team, FW, FN)
John Thornton, DT (All-Rookie, FW, WA)
- 2000** Blaine Bishop, S (First Team, FN)
Eddie George, RB (First Team, FN, FW)
Brad Hopkins, T (First Team, FW)
Derrick Mason, KR (First Team, FN, FW), PR (First Team, FW)
Bruce Matthews, G (First Team, FN, FW)
Samari Rolle, CB (First Team, FW, FN)
- 2002** Jeff Fisher (Coach of the Year, FD)
Steve McNair, QB (First Team, SI) (3rd in MVP voting, AP)
Carlos Hall, DE (All-Rookie, FW, WA)
Keith Bulluck, LB (First Team, FW, FD) (Second Team All-Pro, AP)
Lance Schulters, S (First Team, FW)
Kevin Carter, DE (Second Team, FD)
- 2003** Keith Bulluck, LB (First Team, FW)
Craig Hentrich, P (First Team, FW)
- 2004** Jacob Bell, G (All-Rookie, FW, WA)
- 2005** Pacman Jones, CB/PR/KR (All-Rookie, CP, FW, WA)
- 2006** Vince Young, QB (All-Rookie, PF, WA)
- 2007** Kevin Mawae, C (First Team, PK)
- 2008** Cortland Finnegan, CB (First Team, WA)
Chris Johnson, RB (First Team, WA, All-Rookie, FW, WA, SN)
Kevin Mawae, C (First Team, WA)
- 2009** Chris Johnson, RB (First Team, WA)
- 2010** Marc Mariani, PR/KR (All-Rookie, FW, WA, SN)
- 2013** Jurrell Casey, DT (First Team, WA)
- 2016** DeMarco Murray, RB (First Team, WA)
- 2017** Kevin Byard, S (First Team, WA)
Brett Kern, P (First Team, WA)
- 2018** Derrick Henry, RB (First Team, WA)
Brett Kern, P (First Team, WA)
Taylor Lewan, T (First Team, WA)
- 2019** Derrick Henry, RB (First Team, WA)
Brett Kern, P (First Team, WA)
- 2020** Derrick Henry, RB (First Team, WA)
- 2021** Kevin Byard, S (First Team, AP, WA, SN)
Jeffery Simmons, DT (Second Team, AP)



Running back Derrick Henry was named first team All-Pro for the third consecutive season in 2020.

ALL-TIME HONORS

(Number of individual Pro Bowls selected in parenthesis)

AFL ALL-STARs

1961	Tony Banfield, CB (1) George Blanda, QB (1) Billy Cannon, HB (1) Don Floyd, DE (1) Charlie Hennigan, E (1) Ed Husmann, DT (1) Al Jamison, T (1) Mark Johnston, S (1) Bob McLeod, E (1) Dennit Morris, LB (1) Bob Schmidt, C (1) Charley Tolar, FB (1)
1962	Tony Banfield, CB (2) George Blanda, QB (2) Willard Dewveall, E (1) Don Floyd, DE (2) Fred Glick, S (1) Charlie Hennigan, E (2) Ed Husmann, DT (2) Al Jamison, T (2) Rich Michael, T (1) Jim Norton, S (1) Bob Schmidt, C (2) Bob Talamini, G (1) Charley Tolar, FB (2)
1963	Tony Banfield, CB (3) George Blanda, QB (3) Fred Glick, S (2) Charlie Hennigan, E (3) Ed Husmann, DT (3) Rich Michael, T (2) Jim Norton, S (2) Bob Schmidt, C (3) Bob Talamini, G (2) Sid Blanks, RB (1) Don Floyd, DE (3) Fred Glick, S (3) Charlie Hennigan, E (4) Pete Jaquess, CB (1) Bob Talamini, G (3)
1964	Ode Burrell, RB (2) Willie Frazier, TE (1) Charlie Hennigan, E (5) Bob Talamini, G (4)
1966	Charles Frazier, E (1) W.K. Hicks, CB (1) Bob Talamini, G (5)
1967	Woody Campbell, RB (1) Miller Farr, CB (1) Hoyle Granger, RB (1) Pat Holmes, DE (1) Jim Norton, S (3) Walter Suggs, T (1) Bob Talamini, G (6) George Webster, LB (1)
1968	Sonny Bishop, G (1) Garland Boyette, MLB (1) Miller Farr, CB (2) Hoyle Granger, RB (2) Glen Ray Hines, T (1) Pat Holmes, DE (2) Bobby Maples, C (1) Alvin Reed, TE (1) Walter Suggs, T (2) George Webster, LB (2)
1969	Jim Beirne, WR (1) Elvin Bethea, DE (1) Garland Boyette, MLB (2)

Miller Farr, CB (3)
Glen Ray Hines, T (2)
Ken Houston, S (2)
Jerry LeVias, WR (1)
Zeke Moore, CB (1)
Alvin Reed, TE (2)
George Webster, LB (3)

AFC PRO BOWL

1970	Ken Houston, S (3) Zeke Moore, CB (2)
1971	Elvin Bethea, DE (2) Ken Houston, S (4)
1972	Elvin Bethea, DE (3) Ken Houston, S (5)
1973	Elvin Bethea, DE (4)
1974	Elvin Bethea, DE (5)
1975	Elvin Bethea, DE (6) Ken Burrough, WR (1) Curley Culp, DT (1) Billy Johnson, KR (1) Dan Pastorini, QB (1)
1976	Robert Brazile, OLB (1) Curley Culp, DT (2)
1977	Robert Brazile, OLB (2) Ken Burrough, WR (2) Curley Culp, DT (3) Billy Johnson, KR (2)
1978	Elvin Bethea, DE (7) Robert Brazile, OLB (3) Earl Campbell, RB (1) Curley Culp, DT (4)
1979	Elvin Bethea, DE (8) Robert Brazile, OLB (4) Earl Campbell, RB (2) Toni Fritsch, K (1) Leon Gray, T (1) Mike Reinfeldt, S (1)
1980	Robert Brazile, OLB (5) Dave Casper, TE (1) Earl Campbell, RB (3) Greg Stemrick, CB (1)
1981	Robert Brazile, OLB (6) Earl Campbell, RB (4) Leon Gray, T (2) Carl Roaches, KR (1)
1982	Robert Brazile, OLB (7)
1983	Earl Campbell, RB (5)
1984	Mike Munchak, G (1)
1985	Mike Munchak, G (2)
1987	Keith Bostic, S (1) Mike Munchak, G (3) Mike Rozier, RB (1)
1988	Keith Bostic, S (2) Ray Childress, DE (1) John Grimsley, ILB (1) Drew Hill, WR (1) Bruce Matthews, G (1) Warren Moon, QB (1) Mike Munchak, G (4) Mike Rozier, RB (2)
1989	Bruce Matthews, G (2) Warren Moon, QB (2) Mike Munchak, G (5)
1990	Ray Childress, DT (2) Ernest Givins, WR (1) Drew Hill, WR (2) Bruce Matthews, G (3) Warren Moon, QB (3) Mike Munchak, G (6)
1991	Ray Childress, DT (3) Cris Dishman, CB (1)

1992	William Fuller, DE (1) Haywood Jeffires, WR (1) Bruce Matthews, C (4) Warren Moon, QB (4) Mike Munchak, G (7) Al Smith, MLB (1) Ray Childress, DT (4) Curtis Duncan, WR (1) Ernest Givins, WR (2) Haywood Jeffires, WR (2) Bruce Matthews, C (5) Warren Moon, QB (5) Mike Munchak, G (8) Al Smith, MLB (2) Lorenzo White, RB (1)
1993	Ray Childress, DT (5) Haywood Jeffires, WR (3) Sean Jones, DE (1) Bruce Matthews, C (6) Greg Montgomery, P (1) Warren Moon, QB (6) Mike Munchak, G (9) Webster Slaughter, WR (2,1)
1994	Bruce Matthews, C (7)
1995	Blaine Bishop, S (1) Darryll Lewis, CB (1) Bruce Matthews, C (8) Mark Stepanoski, C (4, 1)
1996	Blaine Bishop, S (2) Bruce Matthews, G (9) John Henry Mills, ST (1) Mark Stepanoski, C (5, 2)
1997	Blaine Bishop, S (3) Eddie George, RB (1) Bruce Matthews, G (10)
1998	Eddie George, RB (2) Craig Hentrich, P (1) Bruce Matthews, G (11) Frank Wycheck, TE (1)
1999	Eddie George, RB (3) Jevon Kearse, DE (1) Frank Wycheck, TE (2) Bruce Matthews, G (12)
2000	Blaine Bishop, S (4) Eddie George, RB (4) Brad Hopkins, T (1) Jevon Kearse, DE (2) Derrick Mason, KR (1) Bruce Matthews, G (13) Steve McNair, QB (1) Samari Rolle, CB (1) Frank Wycheck, TE (3)
2001	Bruce Matthews, G (14) Jevon Kearse, DE (3)
2002	Kevin Carter, DE (2, 1)
2003	Steve McNair, QB (2) Keith Bulluck, LB (1) Brad Hopkins, OT (2) Craig Hentrich, P (2) Derrick Mason, WR (2)
2005	Steve McNair, QB (3) Kyle Vanden Bosch, DE (1)
2006	Vince Young, QB (1)
2007	Rob Bironas, K (1) Albert Haynesworth, DT (1) Kyle Vanden Bosch, DE (2)
2008	Cortland Finnegan, CB (1) Albert Haynesworth, DT (2) Kevin Mawae, C (7, 1) Chris Hope, S (1) Chris Johnson, RB (1) Michael Roos, OT (1)

ALL-TIME HONORS

	Kerry Collins, QB (2, 1)
	Michael Griffin, S (1)
2009	Chris Johnson, RB (2)
	Kevin Mawae, C (8, 2)
	Kyle Vanden Bosch, DE (3)
	Vince Young, QB (2)
2010	Jason Babin, DE (1)
	Michael Griffin, S (2)
	Chris Johnson, RB (3)
	Marc Mariani, KR/PR (1)
2013	Alterraun Verner, CB (1)
2015	Jurrell Casey, DT (1)
	Delanie Walker, TE (1)
2016	DT Jurrell Casey (2)
	T Taylor Lewan (1)
	RB DeMarco Murray (3, 1)
	OLB Brian Orakpo (4, 1)
	TE Delanie Walker (2)
2017	S Kevin Byard (1)
	DT Jurrell Casey (3)
	P Brett Kern (1)
	T Taylor Lewan (2)
	ST Brynden Trawick (1)
	TE Delanie Walker (3)
2018	DT Jurrell Casey (4)
	P Brett Kern (2)
	T Taylor Lewan (3)
2019	DT Jurrell Casey (5)
	RB Derrick Henry (1)
	P Brett Kern (3)
	QB Ryan Tannehill (1)
2020	WR A.J. Brown (1)
	RB Derrick Henry (2)
2021	S Kevin Byard (2)
	OLB Harold Landry III (1)
	G Rodger Saffold III (1)
	DT Jeffery Simmons (1)
2022	RB Derrick Henry (3)
	DT Jeffery Simmons (2)
	LS Morgan Cox (4, 1)

ASSOCIATED PRESS NFL MVP

1979	Earl Campbell, RB
2003	Steve McNair, QB

ASSOCIATED PRESS COMEBACK PLAYER OF THE YEAR

2019	Ryan Tannehill, QB
-------------	--------------------

ASSOCIATED PRESS COACH OF THE YEAR

2021	Mike Vrabel
-------------	-------------

PRO FOOTBALL WRITERS ASSOCIATION COACH OF THE YEAR

2021	Mike Vrabel
-------------	-------------

BERT BELL TROPHY

(NFL Most Valuable Player presented by Philadelphia Maxwell Club)

1979	Earl Campbell, RB
-------------	-------------------

BERT BELL ROOKIE OF YEAR

(NFL Rookie Most Valuable Player presented by Philadelphia Maxwell Club)

1996	Eddie George, RB
-------------	------------------

AFL PLAYER OF YEAR

1961	George Blanda, QB (UPI, SN)
1967	George Blanda, QB (SN)

AFL DEFENSIVE ROOKIE OF YEAR

1967	George Webster, LB (SN)
-------------	-------------------------

NFL PLAYER OF THE YEAR

1978	Earl Campbell, RB (NEA, WA, FD, NY)
1979	Earl Campbell, RB (NEA, WA)
1980	Earl Campbell, RB (NEA, NY, CP)
2003	Steve McNair, QB (DZ)

NFL OFFENSIVE PLAYER OF YEAR

1978	Earl Campbell, RB (AP)
1979	Earl Campbell, RB (AP, FW)
1980	Earl Campbell, RB (AP)
1990	Warren Moon, QB (AP)
2009	Chris Johnson, RB (AP)
2020	Derrick Henry, RB (AP)

NFL DEFENSIVE PLAYER OF YEAR

1975	Curley Culp, DT (NEA)
1979	Jesse Baker, DT (FW)

NFL ROOKIE OF YEAR

1978	Earl Campbell, RB (AP)
1979	Jesse Baker, DT (FW)
1996	Eddie George, RB (SN, FW, SI)
2006	Vince Young, QB (SI, DP)

NFL OFFENSIVE ROOKIE OF YEAR

1978	Earl Campbell, RB (FW)
1996	Eddie George, RB (AP, FW, FD, CP)
2006	Vince Young, QB (AP, PF, WA)

NFL DEFENSIVE ROOKIE OF YEAR

1975	Robert Brazile, LB (AP)
1979	Jesse Baker, DT (FW)
1999	Jevon Kearse, DE (AP, FN, FW, CP, FD)

AFC PLAYER OF YEAR

1978	Earl Campbell, RB (SN, NY)
2000	Eddie George, RB (FN)

AFC OFFENSIVE PLAYER OF YEAR

1978	Earl Campbell, RB (UPI, KC)
1990	Warren Moon, QB (UPI)

AFC DEFENSIVE PLAYER OF YEAR

1975	Robert Brazile, LB (SN)
1979	Jesse Baker, DT (FW)
	Mike Reinfeldt, S (KC)

DIET PEPSI ROOKIE OF YEAR

2006	Vince Young, QB
-------------	-----------------

ED BLOCK COURAGE AWARD

(nominee from each NFL team for courage in battling injuries)

1984	Bob Hamm
1985	Pat Howell
1986	Dean Steinkuhler
1987	Kent Hill
1988	Alonzo Highsmith
1989	Doug Smith
1990	Mike Munchak
1991	Bubba McDowell
1992	Warren Moon
1993	Curtis Duncan
1994	Marcus Robertson
1995	Barron Wortham
1996	Blaine Bishop

1997	Bruce Matthews
-------------	----------------

1998	Steve Jackson
1999	Steve McNair
2000	Kenny Holmes
2001	Kevin Dyson
2002	Eddie George
2003	Kevin Carter
2004	Keith Bulluck
2005	Tank Williams
2006	Brandon Jones
2007	David Thornton
2008	Chris Hope
2009	Kevin Mawae
2010	Will Witherspoon
2011	Derrick Morgan
2012	Kenny Britt
2013	David Stewart
2014	Michael Griffin
2015	Craig Stevens
2016	Jason McCourty
2017	Karl Klug
2018	Jack Conklin
2019	Jonnu Smith
2020	Jeffery Simmons
2021	Nick Westbrook-Ikhine
2022	Robert Woods

TITANS MAN OF THE YEAR

(nominee from each NFL team for Walter Payton NFL Man of the Year)

1996	Marcus Robertson
1997	Al Del Greco
1998	Al Del Greco
1999	Chris Sanders
2000	Kenny Holmes
2001	Jason Fisk
2002	Kevin Carter
2003	Kevin Carter
2004	Kevin Carter
2005	Steve McNair
2006	Keith Bulluck
2007	Keith Bulluck
2008	David Thornton
2009	Kyle Vanden Bosch
2010	Cortland Finnegan
2011	Cortland Finnegan
2012	Jared Cook
2013	Delanie Walker
2014	Jason McCourty
2015	Delanie Walker
2016	Jurrell Casey
2017	Wesley Woodyard
2018	Jurrell Casey
2019	Ben Jones
2020	Kevin Byard
2021	Derrick Henry
2022	Derrick Henry

NFL PLAYER OF WEEK

1984	Larry Moriarty, RB, Week 11 (AFC Offensive)
1985	Steve Brown, CB, Week 1 (AFC Defensive)
	Bo Eason, S, Week 12 (AFC Defensive)
1987	Eugene Seale, LB, Week 4 (AFC Defensive)
1988	Ray Childress, DT, Week 1 (AFC Defensive)
	Allen Pinkett, RB, Week 4 (AFC Offensive)
	Drew Hill, WR, Week 9

ALL-TIME HONORS

1989	(AFC Offensive) Warren Moon, QB, Week 6 (AFC Offensive)		(AFC Offensive) Craig Hentrich, P, Week 10 (AFC Special Teams)		Kyle Vanden Bosch, DE, Week 16 (AFC Defensive)
1990	Warren Moon, QB, Week 6 (AFC Offensive) Johnny Meads, LB, Week 7 (AFC Defensive) Warren Moon, QB, Week 11 (AFC Offensive) Lorenzo White, RB, Week 12 (AFC Offensive) Warren Moon, QB, Week 15 (AFC Offensive) Cody Carlson, QB, Week 17 (AFC Offensive)	1999	Al Del Greco, K, Divisional (AFC Special Teams) Steve McNair, QB, Week 8, 16, AFC Champ. (AFC Offensive) Derrick Mason, WR/KR, Week 12, AFC Champ. (AFC Special Teams) Eddie Robinson, LB, Week 14 (AFC Defensive) Kevin Dyson, Frank Wycheck, Wild Card (AFC Special Teams)	2008	Rob Bironas, K, Week 7 (AFC Special Teams) Rob Bironas, K, Week 17 (AFC Special Teams) Cortland Finnegan, Week 1 (AFC Defensive) Keith Bulluck, LB, Week 2 (AFC Special Teams) Craig Hentrich, P, Week 10 (AFC Special Teams) Chris Hope, S, Week 8 (AFC Defensive)
1991	Lamar Lathon, LB, Week 2 (AFC Defensive) Ernest Givins, WR, Week 6 (AFC Offensive) Haywood Jeffires, WR, Week 7 (AFC Offensive) Warren Moon, QB, Week 12 (AFC Offensive) Ray Childress, DT, Week 15 (AFC Defensive) William Fuller, DE, Week 16 (AFC Defensive)	2000	Derrick Mason, KR/PR, Week 4 (AFC Special Teams) Randall Godfrey, LB, Week 8, 17 (AFC Defensive) Samari Rolle, CB, Week 9 (AFC Defensive) Al Del Greco, K, Week 14 (AFC Special Teams) Eddie Robinson, LB, Week 14 (AFC Defensive) Eddie George, RB, Week 16 (AFC Offensive)	2009	Chris Johnson, RB, Week 8 (AFC Offensive) Vince Young, QB, Week 12 (AFC Offensive) Keith Bulluck, LB, Week 14 (AFC Defensive)
1992	Cody Carlson, QB, Week 13 (AFC Offensive) Lorenzo White, RB, Week 16 (AFC Offensive) Ray Childress, DT, Week 17 (AFC Defensive)	2001	Joe Nedney, K, Week 5 (AFC Special Teams) Joe Nedney, K, Week 6 (AFC Special Teams) Steve McNair, QB, Week 8 (AFC Offensive) Derrick Mason, WR, Week 10 (AFC Special Teams) Steve McNair, QB, Week 12 (AFC Offensive)	2010	Chris Johnson, RB, Week 5 (AFC Offensive) Marc Mariani, KR/PR, Week 11 (AFC Special Teams)
1993	Marcus Robertson, S, Week 2 (AFC Defensive) Greg Montgomery, P, Week 7 (AFC Special Teams) Warren Moon, QB, Week 8 (AFC Offensive) Gary Brown, RB, Week 11 (AFC Offensive) Marcus Robertson, S, Week 12 (AFC Defensive) William Fuller, DE, Week 13 (AFC Defensive) Steve Jackson, CB, Week 14 (AFC Defensive) Gary Brown, RB, Week 16 (AFC Offensive) Blaine Bishop, S, Week 17 (AFC Defensive) Ray Childress, DT, Week 18 (AFC Defensive)	2002	Carlos Hall, DE, Week 1 (AFC Defensive) Steve McNair, QB, Week 9 (AFC Offensive) Frank Wycheck, TE, Divisional (NFL Offensive)	2011	Marc Mariani, KR/PR, Week 10 (AFC Special Teams) Chris Johnson, RB, Week 12 (AFC Offensive) Colin McCarthy, LB, Week 13 (AFC Defensive)
1995	Chris Chandler, QB, Week 4 (AFC Offensive) John Henry Mills, LB, Week 4 (AFC Special Teams) Cris Dishman, CB, Week 9 (AFC Defensive)	2003	Craig Hentrich, P, Week 1 (AFC Special Teams) Rocky Boiman, LB, Week 4 (AFC Defensive) Jevon Kearse, DE, Week 7 (AFC Defensive) Justin McCareins, WR, Week 12 (AFC Special Teams) Craig Hentrich, P, Week 16 (AFC Special Teams) Gary Anderson, K, Week 17 (AFC Special Teams) Gary Anderson, K, Wild Card (AFC Special Teams)	2012	Darius Reynaud, KR/PR, Week 3 (AFC Special Teams) Chris Johnson, RB, Week 7 (AFC Offensive) Darius Reynaud, KR/PR, Week 17 (AFC Special Teams)
1996	Eddie George, RB, Week 2 (AFC Offensive) Mel Gray, KR, Week 6 (AFC Defensive)	2004	Chris Brown, RB, Week 5 (AFC Offensive)	2013	Alterraun Verner, CB, Week 4 (AFC Defensive)
1997	Eddie George, RB, Week 1 (AFC Offensive) M. Robertson, FS, Week 14 (AFC Defensive)	2005	Pacman Jones, CB, Week 14 (AFC Special Teams)	2014	Jurrell Casey, DT, Week 6 (AFC Defensive)
1998	Blaine Bishop, SS, Week 6 (AFC Defensive) Mike Archie, RB, Week 7 (AFC Special Teams) Eddie George, RB, Week 10 (AFC Offensive)	2006	Vince Young, QB, Week 16 (AFC Offensive) Casey Cramer, TE, Week 6 (AFC Special Teams) Rob Bironas, K, Week 13 (AFC Special Teams)	2015	Marcus Mariota, QB, Week 1, 9 (AFC Offensive)
		2007	Chris Brown, RB, Week 1 (AFC Offensive) Keith Bulluck, LB, Week 3 (AFC Defensive)	2016	Marcus Mariota, QB, Week 10 (AFC Offensive) Ryan Succop, K, Week 15 (AFC Special Teams)
				2017	Ryan Succop, K, Week 6 (AFC Special Teams) Kevin Byard, S, Week 7, 17 (AFC Defensive)
				2018	Dane Cruikshank, S, Week 2 (AFC Special Teams) Marcus Mariota, QB, Week 4 (AFC Offensive) Wesley Woodyard, LB, Week 10 (AFC Defensive) Derrick Henry, RB, Week 14 (AFC Offensive)
				2019	Cameron Wake, OLB, Week 1 (AFC Defensive) Ryan Tannehill, QB, Week 14 (AFC Offensive) Derrick Henry, RB, Week 17 (AFC Offensive)
				2020	Stephen Gostkowski, K, Week 3 (AFC Special Teams) Derrick Henry, RB, Week 6, 17 (AFC Offensive) Jeffery Simmons, DT, Week 9 (AFC Defensive)
				2021	Derrick Henry, RB, Week 2 (AFC Offensive)

ALL-TIME HONORS

Derrick Henry, RB, Week 6
(AFC Offensive)
Randy Bullock, K, Week 8
(AFC Special Teams)
Ryan Tannehill, QB, Week 18
(AFC Offensive)
2022 Randy Bullock, K, Week 7
(AFC Special Teams)
Derrick Henry, RB, Week 8
(AFC Offense)
Ryan Stonehouse, P, Week 10
(AFC Special Teams)

NFL.COM ALL-HEART PLAYER OF WEEK

2000 Eddie George, RB, Week 6
Bruce Matthews, G, Week 7

NFL PLAYER OF MONTH

1988 Drew Hill, WR, September
(AFC Offensive)
1990 Warren Moon, QB, November
(AFC Offensive)
1991 Cris Dishman, CB, October
(AFC Defensive)
1992 Lorenzo White, RB, December
(AFC Offensive)
1993 Gary Brown, RB, November
(AFC Offensive)
Al Del Greco, K, November
(AFC Special Teams)
Cris Dishman, CB, December
(AFC Defensive)
1996 Al Del Greco, K, October
(AFC Special Teams)
1998 Craig Hentrich, P, November
(AFC Special Teams)
1999 Jevon Kearse, DE, December
(AFC Defensive)
2000 Derrick Mason, KR/PR, October
(AFC Special Teams)
2002 Steve McNair, QB, December
(AFC Offensive)
2003 Steve McNair, QB, October
(AFC Offensive)
2007 Rob Bironas, K, October
(AFC Special Teams)
2008 Albert Haynesworth, DT, September
(AFC Defensive)
2009 Chris Johnson, RB, November
(AFC Offensive)
2010 Michael Griffin, S, October
(AFC Defensive)
2012 Darius Reynaud, KR/PR, September
(AFC Special Teams)
2016 Marcus Mariota, QB, November
(AFC Offensive)
2017 Ryan Succop, K, September
(AFC Special Teams)
2018 Derrick Henry, RB, December
(AFC Offensive)
2019 Ryan Tannehill, QB, December
(AFC Offensive)
2020 Stephen Gostkowski, K, September
(AFC Special Teams)
Derrick Henry, RB, October
(AFC Offensive)
2021 Kevin Byard, S, October
(AFC Defensive)
2022 Derrick Henry, RB, October
(AFC Offensive)

Ryan Stonehouse, P, October
(AFC Special Teams)

FEDEX AIR PLAYER OF WEEK

2003 Steve McNair, QB, Week 6
2004 Billy Volek, QB, Week 14
2015 Marcus Mariota, QB, Week 9
2016 Marcus Mariota, QB, Week 10
2019 Ryan Tannehill, QB, Week 14
2020 Ryan Tannehill, QB, Week 6

FEDEX GROUND PLAYER OF WEEK

2004 Chris Brown, RB, Week 5
2007 Chris Brown, RB, Week 1
2009 Chris Johnson, RB, Week 8
 Chris Johnson, RB, Week 12
2012 Chris Johnson, RB, Week 7
2013 Chris Johnson, RB, Week 9
2016 DeMarco Murray, RB, Week 10
2018 Derrick Henry, RB, Week 14
 Derrick Henry, RB, Week 15
 Derrick Henry, RB, Week 10
 Derrick Henry, RB, Week 12
 Derrick Henry, RB, Week 13
 Derrick Henry, RB, Week 14
 Derrick Henry, RB, Week 17
2020 Derrick Henry, RB, Week 6
 Derrick Henry, RB, Week 11
 Derrick Henry, RB, Week 12
 Derrick Henry, RB, Week 14
 Derrick Henry, RB, Week 15
2021 Derrick Henry, RB, Week 2
 Derrick Henry, RB, Week 3
 Derrick Henry, RB, Week 5

FEDEX GROUND PLAYER OF YEAR

2009 Chris Johnson, RB
2019 Derrick Henry, RB
2020 Derrick Henry, RB

NFL ROOKIE OF MONTH

1996 Eddie George, RB, Sept.
1999 Jevon Kearse, DE, Sept., Nov., Dec.
2008 Chris Johnson, RB, Sept.
2015 Marcus Mariota, QB, Sept.
2019 A.J. Brown, WR, Dec.

PEPSI NFL ROOKIE OF THE WEEK

2006 Vince Young, QB, Week 12
 Vince Young, QB, Week 13
 Vince Young, QB, Week 14
 Vince Young, QB, Week 16
2008 Chris Johnson, RB, Week 7
 Chris Johnson, RB, Week 9
2011 Colin McCarthy, LB, Week 13
2015 Marcus Mariota, QB, Week 1
2019 A.J. Brown, WR, Week 12

AFC OFFENSIVE ROOKIE OF YEAR

1996 Eddie George, RB (PF, FD, CP)
2006 Vince Young, QB (AP, PF, WA)

AFC DEFENSIVE ROOKIE OF YEAR

1999 Jevon Kearse, DE (AP, PFW, FN, CPFW)

AFL ALL-ROOKIE

1967 George Webster, LB

NFL ALL-ROOKIE

1972 Guy Murdock, C
1973 Gregg Bingham, LB
 John Matuszak, DT
 Robert Brazile, LB
1975 Rob Carpenter, RB
1977 Bill Currier, DB
 George Reihner, G
1978 Earl Campbell, RB
1979 Jesse Baker, DT
 Vernon Perry, S
1980 Carl Roaches, KR
1983 Steve Brown, CB
 Bruce Matthews, T
 Harvey Salem, T
 Brian Sochia, DT
1984 Warren Moon, QB
 Dean Steinkuhler, T
1985 Ray Childress, DT
1986 Ernest Givins, WR
1989 Bubba McDowell, S
1991 John Flannery, C
1992 Eddie Robinson, LB
1993 Brad Hopkins, T
1995 Chris Sanders, WR
 Gary Walker, DT
1996 Eddie George, RB
1997 Kenny Holmes, DE
1998 Kevin Long, C
1999 Jevon Kearse, DE
 John Thornton, DT
2002 Carlos Hall, DE
2004 Jacob Bell, G
2005 Pacman Jones, CB/PR/KR
2006 Vince Young, QB
2008 Chris Johnson, RB
2010 Marc Mariani, PR/KR
2014 Taylor Lewan, T
2016 Jack Conklin, T
2019 A.J. Brown, WR

PRO BOWL PLAYER OF GAME

1976 Billy Johnson, PR
2017 Delanie Walker, TE (Offensive MVP)

NFL 75th ANNIVERSARY TEAM

Ken Houston, S
 Billy Johnson, PR

AFL ALL-TIME TEAM

George Blanda, K (First Team)
 Miller Farr, CB (Second Team)
 Charlie Hennigan, WR (Second Team)
 Bob Talamini, G (Second Team)
 George Webster, LB (First Team)

NFL ALL-DECADE TEAM

1970s Robert Brazile, LB (Second Team)
 Earl Campbell, RB (Second Team)
 Ken Houston, S (First Team)
 Billy Johnson, KR (Second Team)
1980s Billy Johnson, PR (First Team)
 Mike Munchak, G (Second Team)
1990s Mel Gray, PR & KR (Second Team)
 Bruce Matthews, G (First Team)
 Mark Stepanoski, C (Second Team)
2000s Kevin Mawae, C (First Team)

PRO FOOTBALL HALL OF FAME ALL-TIME TEAM

ALL-TIME HONORS

Bruce Matthews, G
George Blanda, K

NFL ALUMNI

1999 Jevon Kearse, DE
(Pass Rusher of the Year)
2000 Bruce Matthews, G
(Offensive Lineman of the Year)

TEAM CAPTAINS (SINCE 2007)

2007 Vince Young, QB (offense)
Kevin Mawae, C (offense)
Keith Bulluck, LB (defense)
Kyle Vanden Bosch, DE (defense)
Craig Hentrich, P (special teams)
2008 Vince Young, QB (offense)
Kevin Mawae, C (offense)
Keith Bulluck, LB (defense)
Kyle Vanden Bosch, DE (defense)
Craig Hentrich, P (special teams)
2009 Kerry Collins, QB (offense)
Kyle Vanden Bosch, DE (defense)
Craig Hentrich, P (special teams)
Donnie Nicky, S (special teams)
2010 Vince Young, QB (offense)
Ahmard Hall, FB (offense)
Stephen Tulloch, LB (defense)
Donnie Nicky, S (special teams)
2011 Matt Hasselbeck, QB (offense)
Cortland Finnegan, CB (defense)
Tim Shaw, LB (special teams)
2012 Jake Locker, QB (offense)
Steve Hutchinson, G (offense)
Jason McCourty, CB (defense)

Colin McCarthy, LB (defense)
Tim Shaw, LB (special teams)
2013 Jake Locker, QB (offense)
Michael Roos, T (offense)
Nate Washington, WR (offense)
Jason McCourty, CB (defense)
Bernard Pollard, S (defense)
Patrick Bailey, LB (special teams)
2014 Jake Locker, QB (offense)
Nate Washington, WR (offense)
Jurrell Casey, DT (defense)
Wesley Woodyard, LB (defense)
George Wilson, S (special teams)
2015 Taylor Lewan, T (offense)
Delanie Walker, TE (offense)
Jurrell Casey, DT (defense)
Marcus Mariota, QB (offense)
Dexter McCluster, RB (offense)
Jason McCourty, CB (defense)
Brian Orakpo, OLB (defense)
Wesley Woodyard, LB (special teams)
2016 Marcus Mariota, QB (offense)
Delanie Walker, TE (offense)
Jurrell Casey, DT (defense)
Brian Orakpo, OLB (defense)
Daimion Stafford, S (special teams)
Wesley Woodyard, LB (special teams)
2017 Marcus Mariota, QB (offense)
Delanie Walker, TE (offense)
Jurrell Casey, DT (defense)
Brian Orakpo, OLB (defense)
Tim Shaw, Alumni (special teams)
Wesley Woodyard, LB (special teams)
2018 Ben Jones, C (offense)

Marcus Mariota, QB (offense)
Delanie Walker, TE (offense)
Jurrell Casey, DT (defense)
Wesley Woodyard, LB (defense)
Daren Bates, LB (special teams)
2019 Ben Jones, C (offense)
Marcus Mariota, QB (offense)
Kevin Byard, S (defense)
Jurrell Casey, DT (defense)
Wesley Woodyard, LB (special teams)
2020 Derrick Henry, RB (offense)
Ryan Tannehill, QB (offense)
Ben Jones, C (offense)
DaQuan Jones, NT (defense)
Brett Kern, P (special teams)
2021 Derrick Henry, RB (offense)
Ryan Tannehill, QB (offense)
Kevin Byard, S (defense)
Jeffery Simmons, DT (defense)
Brett Kern, P (special teams)
Derrick Henry, RB (offense)
Ryan Tannehill, QB (offense)
Ben Jones, C (offense)
Kevin Byard, S (defense)
Jeffery Simmons, DT (defense)
Ola Adeniyi, OLB (special teams)

TITANS/OILERS HALL OF FAME

In recognition of the 40th season of the Houston Oilers/Tennessee Titans organization in 1999, the team's late owner K.S. "Bud" Adams, Jr. created an official team Hall of Fame, featuring players and staff from the past, while creating a special place for Titans stars of the future to be recognized. Through 2021, 17 individuals were named to the franchise's Hall of Fame. During the 2021 season, the franchise added former head coaches Bum Phillips and Jeff Fisher and former general manager Floyd Reese to the Hall of Fame.

NAME	POSITION	YEARS WITH FRANCHISE	INDUCTED
K.S. "Bud" Adams, Jr.	Team Owner/Founder	1959-2013	Sept. 7, 2008
Elvin Bethea	Defensive End	1968-83	Dec. 9, 1999
George Blanda	Quarterback/Kicker	1960-66	Dec. 9, 1999
Robert Brazile	Linebacker	1975-84	Oct. 14, 2018
Earl Campbell	Running Back	1978-84	Dec. 9, 1999
Jeff Fisher	Head Coach	1994-2010	Nov. 21, 2021
Eddie George	Running Back	1996-2003	Oct. 27, 2008
Mike Holovak	General Manager	1981-99	Dec. 9, 1999
Ken Houston	Safety	1967-72	Dec. 9, 1999
Bruce Matthews	Offensive Lineman	1983-2002	Dec. 8, 2002
Steve McNair	Quarterback	1995-2005	Oct. 27, 2008
Warren Moon	Quarterback	1984-93	Oct. 1, 2006
Mike Munchak	Guard	1982-93	Dec. 9, 1999
Jim Norton	Safety/Punter	1960-68	Dec. 9, 1999
Floyd Reese	General Manager	1986-2006	Nov. 21, 2021
O.A. "Bum" Phillips	Head Coach	1975-80	Sept. 26, 2021
Frank Wycheck	Tight End	1995-2003	Oct. 27, 2008

FRANCHISE PRO FOOTBALL HALL OF FAMERS

GEORGE BLANDA

QUARTERBACK/KICKER • 6'2" • 215 lbs • COLLEGE: KENTUCKY
NFL SEASONS: 26 • YEARS WITH OILERS: 7 (1960-66)
HOMETOWN: YOUNGWOOD, PA. • BORN: SEPT. 27, 1927
GAMES PLAYED: 340 • HALL OF FAME INDUCTION: 1981

George Blanda, who came out of retirement with the emergence of the American Football League in 1960, was the offensive catalyst for the explosive Oiler squads of the early 1960s. He played quarterback and handled the placekicking chores in Columbia blue for seven of his NFL-record 26 seasons in the league. Blanda was the team's leading passer and scorer in each of those seven seasons and still owns franchise records for most extra points (299), most touchdown passes in a season (36) and most touchdown passes in a game (7). He is also third in points scored with 596. The 36 scoring tosses stood as an NFL record for an astounding 23 years. Blanda's NFL career records included most games (340), most points (2,002) and most extra points (943). He also passed for 236 touchdowns. Blanda captained the Oilers to two consecutive AFL titles in 1960 and 1961, earning AFL Player of the Year honors in 1961. Blanda's career was divided into three distinct parts, 10 years with the Chicago Bears, seven seasons with the Houston Oilers and nine years with the Oakland Raiders. In 1970, he became the oldest quarterback to play in a title game. He was just a month shy of his 49th birthday when he retired before the 1976 season. Blanda passed away at age 83 on Sept. 27, 2010.

KEN HOUSTON

SAFETY • 6'3" • 197 lbs • COLLEGE: PRAIRIE VIEW A&M
NFL SEASONS: 14 • YEARS WITH OILERS: 6 (1967-72)
HOMETOWN: LUFKIN, TEXAS • BORN: NOV. 12, 1944
GAMES PLAYED: 196 • HALL OF FAME INDUCTION: 1986

Considered one of the best safeties in football history, Ken Houston picked off 49 passes (898 yards), recovered 21 fumbles and scored 12 touchdowns over his 14-season NFL career, earning Pro Bowl honors 12 consecutive times (1968-69 AFL, 1970-79 NFL). Houston returned an NFL-record nine interceptions for a touchdown in his six seasons as an Oiler. Four of those scores came in 1971, tying an NFL record. He returned two in one game against San Diego in the 1971 season finale, which also ties an NFL mark. His other three touchdowns came on a punt return, a fumble return and a blocked field goal return. Houston also holds the Oilers record for most career interception return yards with 650. With a long, fluid stride, Houston had excellent speed and quickness. His 6-3, 197-pound frame made him an ideal pass defender. Yet his lean, muscular body helped him to become a punishing tackler. Originally a ninth-round draft choice out of Prairie View A&M, Houston earned a starter's role by the third game of his rookie season. Two weeks later in a game against the New York Jets, he scored two touchdowns, one on a 71-yard blocked field goal attempt, and the other on a 43-yard interception return. After excelling for six years with the Oilers, Ken was traded to the Redskins for five veteran players in 1973. The Redskins once referred to Houston as "pro football's most underrated superstar," but his capabilities were widely recognized. He won all-league acclaim with the Oilers in 1969 and 1971, and then was either All-Pro or All-NFC with the Redskins every year from 1973 to 1979. He was selected for either the AFL All-Star game or the AFC-NFC Pro Bowl 12 straight seasons from 1968 through 1979. He played in 183 consecutive games before suffering a broken arm against the New York Giants Nov. 25, 1979.

EARL CAMPBELL

RUNNING BACK • 5'11" • 232 lbs • COLLEGE: TEXAS
NFL SEASONS: 8 • YEARS WITH OILERS: 7 (1978-84)
HOMETOWN: TYLER, TEXAS • BORN: MARCH 29, 1955
GAMES PLAYED: 115 • HALL OF FAME INDUCTION: 1991

Earl Campbell, a 5-11, 232-pound ball-carrying dynamo from the University of Texas, joined the Houston Oilers as the first player taken in the 1978 National Football League Draft. The first player to earn All-Southwest Conference honors four years, Campbell was a consensus All-America

and the Heisman Trophy winner in 1977. Campbell took the NFL by storm from the outset. In 1978, he was named the NFL's Most Valuable Player, All-Pro, and Rookie of the Year. He won the league rushing championship with a club-record 1,450 yards and was named to the AFC Pro Bowl squad. It was more of the same the next two years with NFL rushing titles, MVP honors, and consensus All-Pro acclaim each season. He followed his rookie campaign with 1,697 yards in 1979, but his finest year came in 1980 when he rushed for 1,934 yards, which at the time was second only to O. J. Simpson's 2,003 yards gained in 1973. That year, Campbell gained over 200 yards in four games. In 1981, he won his fourth straight AFC rushing title with 1,376 yards. A sensational runner, Campbell was picked for the Pro Bowl five of his first six NFL seasons (1978-81, 1983). In his eight-year career, which finished in New Orleans, Campbell rushed 2,187 times for 9,407 yards, and 74 touchdowns, retiring as the NFL's seventh all-time leading rusher. He also gained 806 yards on 121 receptions to bring his career combined net yards total to 10,213. He set Oilers records for most career yards (8,574), most career attempts (1,979), most touchdown runs (73) and most consecutive games with a rushing touchdown (5). His most famous performance came in a Monday night game against Miami in his rookie season. That night, he rushed for 199 yards and four touchdowns to lead the Oilers to a spectacular 35-30 victory. In spite of the constant pounding he took from opposing defenders, Earl missed only six games out of 115 because of injuries. Midway into his seventh season, he was traded by the Oilers to the New Orleans Saints for a first-round draft pick. He played a season and a half with the Saints before retiring after the 1985 campaign. Campbell is one of just four people officially designated a Texas Legend by the Texas State Legislature. The others are Davy Crockett, Sam Houston and Stephen F. Austin. Campbell was the only designee of the 20th century.

CHARLIE JOINER

WIDE RECEIVER • 5'11" • 188 lbs • COLLEGE: GRAMBLING
NFL SEASONS: 18 • YEARS WITH OILERS: 4 (1969-72)
HOMETOWN: MANY, LA. • BORN: OCT. 14, 1947
GAMES PLAYED: 239 • HALL OF FAME INDUCTION: 1996

Charlie Joiner played 18 seasons in the NFL, including his first four with the Houston Oilers. One of the league's most prolific receivers, he amassed 750 career receptions for 12,146 yards and 65 touchdowns, ranking as the league's leading receiver of all-time when he retired at the age of 39 in 1986. His 18 seasons played were longer than any other wide receiver in history at the time of his retirement. The Oilers originally targeted Joiner for the defensive backfield when they picked the 5-11, 180-pounder from Grambling in the fourth round of the 1969 AFL-NFL Draft. Joiner played briefly on defense and the kickoff return team but soon became established as a premier pass catcher. Joiner caught 82 of his 750 career passes as an Oiler, totaling 1,480 yards and 12 touchdowns. He paced the squad with 681 yards and seven touchdown grabs in 1971. In his fourth season in 1972, Houston sent him to the Cincinnati Bengals in a four-player swap. Four years later in 1976, he was traded to San Diego. With the Chargers, Joiner blossomed into super-stardom. He and quarterback Dan Fouts formed a lethal pass-catch team that accounted for the preponderance of his 586 receptions as a Charger. During his 11 years in San Diego, Joiner caught 50 or more passes seven times and had 70 or more receptions three seasons. Injuries cut into his playing time at the beginning, but in a 193-game span over his final 13 seasons, Joiner missed only one game. He was an All-NFL pick in 1980 and a Pro Bowl choice three times. In the 1980 AFC title game, he led the Chargers with six receptions for 130 yards and two touchdowns. Blessed with excellent speed and tantalizing moves, Joiner averaged 16.2 yards per catch and accounted for 12,146 yards and 65 touchdowns. When he was inducted into the Pro Football Hall of Fame in 1996, Joiner ranked fifth in receptions and sixth in receiving yardage on the NFL's all-time list. Joiner was once described by San Francisco 49ers coaching great Bill Walsh as "the most intelligent, the smartest, the most calculating receiver the game has ever known."

FRANCHISE PRO FOOTBALL HALL OF FAMERS

MIKE MUNCHAK

GUARD • 6'3" • 281 lbs • COLLEGE: PENN STATE
 NFL SEASONS: 12 • YEARS WITH OILERS: 12 (1982-93)
 HOMETOWN: SCRANTON, PA. • BORN: MARCH 5, 1960
 GAMES PLAYED: 159 • HALL OF FAME INDUCTION: 2001

Mike Munchak was the eighth player overall and the first offensive lineman chosen in the 1982 National Football League draft. Selected by the Oilers, the former Penn State standout was an immediate success with the Houston club, earning the starting left guard spot in his first training camp. The 6-3, 281-pound lineman wasted little time establishing himself as one of the premier guards in the NFL. In 1984, in just his third year in the league, he was named to the first of seven All-AFC teams. That same year he received the first of nine Pro Bowl invitations. Not coincidentally, the Oilers' on-the-field successes increased as Munchak's development and experience increased. From their dismal 1-8 record in the strike-shortened 1982 season, the Oilers improved nearly every year that Munchak played. Along the way, the team advanced to the playoffs seven consecutive years (1987-1993) and captured the 1991 and 1993 AFC Central Divisional crowns. Munchak was a devastating blocker and considered the key to an offensive line that kept the Oilers at or near the top of the NFL's offensive statistical categories. In 1988 he led the Oilers' offensive line that gave up just 24 quarterback sacks which was third in the NFL. It was also the fewest sacks allowed by the team in 10 seasons. The following season the offensive line held opponents to no sacks in six games. In 1991, the Oilers offensive line finished second in the AFC and fourth in the NFL in the fewest quarterback sacks allowed. Behind the Munchak-led line, Houston led the NFL in total offense in 1990 and passing offense in 1990 and 1991. The Oilers finished second in points scored in 1990 and second in total offense in 1991. Equally effective as a run blocker, Munchak led the Oilers offensive charge in 1993 as the team finished fourth in the NFL in both average gain per rushing play (4.4) and average gain per offensive play (5.3). Although he suffered from chronic knee problems, Munchak played in 159 regular season games. His 12 seasons with the Oilers tied him for second longest in the franchise's history at the time of his retirement. He became the first player inducted into the Hall of Fame who played his entire career with the Oilers. Long-time teammate Bruce Matthews presented Munchak for induction.

ELVIN BETHEA

DEFENSIVE END • 6'2" • 260 lbs • COLLEGE: NORTH CAROLINA A&T
 NFL SEASONS: 16 • YEARS WITH OILERS: 16 (1968-83)
 HOMETOWN: TRENTON, N.J. • BORN: MARCH 1, 1946
 GAMES PLAYED: 210 • HALL OF FAME INDUCTION: 2003

Defensive end Elvin Bethea, an eight-time Pro Bowl selection during his outstanding career with the Houston Oilers, was named to the five-man class of the 2003 Pro Football Hall of Fame that included running back Marcus Allen, guard Joe DeLamielleure, wide receiver James Lofton, and coach Hank Stram. A third-round draft pick in 1968 (77th player overall) Bethea played in 210 games over 16 seasons, never missing a game until breaking his arm on Nov. 13, 1977. He was considered a "steal" in a draft class that produced three future Hall of Fame players in Larry Csonka, Art Shell, and Ron Yary. When he retired, he held three team records relating to career service: most seasons (16), most career regular season games played (210), and most consecutive regular season games played (135). Having led the team in sacks in six seasons, Bethea's unofficial 105-career sack total still ranks first in franchise history, including his team-best 17 sacks in 1973. He recorded four sacks and a fumble recovery in his best single game performance against San Diego in 1976. He played in eight playoff games and posted 691 career tackles. Bethea also played in eight Pro Bowls (1970, 1972-1976, 1979, 1980) and earned All-Pro second-team honors in 1973, 1975, 1978, and 1979. More than just a pass rusher, Bethea was also effective against the run. Eventhough 1974 was the first year such statistics were compiled by the Oilers, his 691 career tackles, are still among the best in franchise history, even excluding the first six years of his career. "When people ask me who the best guy I ever played against was I always tell them Elvin Bethea and Lyle Alzado because both

of them were complete ballplayers," said Art Shell, Hall of Fame member of the Oakland Raiders. "Elvin was one of the quickest guys I've ever been around. We always had to double-team him. There were times when I was supposed to block him when he would get by me so quick. And then Gene Upshaw was supposed to pick him up and he also got by him so quick that we would get back to the huddle and Upshaw would say, 'Did you see that?' and I'd say, 'Yeah, I saw that. He just beat the heck out of me too!' Elvin was just a great player."

WARREN MOON

QUARTERBACK • 6'3" • 212 lbs • COLLEGE: WASHINGTON
 NFL SEASONS: 17 • YEARS WITH OILERS: 10 (1984-93)
 HOMETOWN: LOS ANGELES, CALIF. • BORN: NOVEMBER 18, 1956
 GAMES PLAYED: 208 • HALL OF FAME INDUCTION: 2006

Warren Moon, the fourth leading passer in NFL history, was inducted into the 2006 class of the Pro Football Hall of Fame. Moon played 10 years (1984-93) with the Oilers/Titans organization and holds the franchise records for passing yards (33,685) and touchdowns (196), while leading the Oilers to seven consecutive playoff appearances from 1987-93. During a 17-year NFL career, Moon played for the Houston Oilers, Minnesota Vikings, Seattle Seahawks and Kansas City Chiefs and amassed 49,325 passing yards, 291 touchdowns and 102 wins. He earned nine Pro Bowl invitations (tied for the most by a quarterback with John Elway and Dan Marino), posted nine 3,000 yard seasons, 49 300-yard games and led his team to nine playoff appearances. His eight consecutive playoff berths matched a feat accomplished by Terry Bradshaw and Joe Montana. At the time of his retirement, he held the single-season passing yardage record for three different franchises: Oilers (4,367 in 1991), Vikings (4,364 in 1994) and Seahawks (3,678 in 1997). Moon tallied many accomplishments during his Oiler career. His finest season came in 1990, throwing for 4,689 yards (363 for 584) and 33 touchdowns in only 15 games. He earned AP NFL Offensive Player of the Year for his efforts and his third of nine Pro Bowl invitations. Against Kansas City in 1990, Moon threw for 527 yards, which ranks as the second highest single-game total in NFL history (Norm Van Brocklin, 554 yards in 1951). In 1991, he surpassed the previous season's yardage total with 4,690 yards and became just the third player (Marino, Fouts) in NFL history to produce consecutive 4,000 yard passing seasons. Moon joined the Oilers and the NFL in 1984, after six seasons in the Canadian Football League, where he led his team to five Grey Cups (League Champions). In the CFL, Moon threw for 21,228 yards and 144 touchdowns. Moon was driven to play in the CFL after drawing little interest from the NFL as a starting quarterback following his senior season at the University of Washington. Moon became the first African-American quarterback to be inducted into the Pro Football Hall of Fame and his legacy as a minority quarterback cannot be underestimated. At the time of his arrival in the NFL only two black quarterbacks had been significant starters for their NFL teams (Shack Harris, Rams; Doug Williams, Tampa Bay).

BRUCE MATTHEWS

GUARD/TACKLE/CENTER • 6'5" • 305 lbs • COLLEGE: USC
 NFL SEASONS: 19 • YEARS WITH OILERS: 19 (1983-2001)
 HOMETOWN: ARCADIA, CALIF. • BORN: AUGUST 8, 1961
 GAMES PLAYED: 296 • HALL OF FAME INDUCTION: 2007

Arguably one of the best offensive linemen to ever play the game, Bruce Matthews became the first Tennessee Titan to be inducted into the Pro Football Hall of Fame. At the time of his retirement, Matthews played in more NFL games (296) than any non-kicker in the league's history. Longevity and durability were his hallmarks, but that coupled with his unparalleled play, earning a league record 14 consecutive Pro Bowl (9 at guard and 6 at center) selections (tied with Merlin Olsen) and seven times named AP All-Pro, made him one of the all-time greats. He rose to the challenges presented to him in starting at every position on the offensive line during his NFL career (87 C, 99 LG, 67 RG, 22 RT, 17 LT). He becomes the first Hall of Fame offensive lineman to play significant time

FRANCHISE PRO FOOTBALL HALL OF FAMERS

at all five offensive line positions. A constant for the Oilers/Titans franchise, Matthews started in a team record 229 consecutive games (streak started at Indianapolis, Nov. 29, 1987) and never missed a game because of injury. His 19 seasons also are a team record and he ranks second in NFL history for years with one team behind Jackie Slater, who spent 20 seasons with the Rams. Matthews and G Randall McDaniel (Vikings) were the only two NFL players to play in every game during the decade of the 90's. Matthews was a part of nearly one-half of the franchise's first 42-years of history and helped the team win 146 games, make the playoffs nine times, earn the only three AFC Central titles in team history, earn an AFC Championship and the franchise's only Super Bowl appearance. He blocked for 15 quarterbacks and 27 running backs, including five different 1,000-yard rushers (Earl Campbell, Mike Rozier, Lorenzo White, Gary Brown and Eddie George). During his career, he played in offenses that produced nine 1,000-yard rushing seasons and eight 3,000-yard passers. Additionally, he played in 42 different stadiums during his NFL career. During his career, Matthews blocked on a line that helped produce 65 100-yard rushing performances and 48 300-yard passing performances. Originally drafted by the Houston Oilers in the first round (ninth overall) of the 1983 NFL Draft, Matthews earned All-America honors at the University of Southern California. Matthews and his brother, Clay, each played 19 NFL seasons and the duo set an NFL record for games played by a pair of brothers with 574 games. Clay Matthews played in 278 games during his NFL career. Matthews had his number 74 jersey retired by the team and was inducted into the organization's Hall of Fame during a December, 2002 ceremony. Matthews joined a 2007 Hall of Fame class that included Dallas Cowboys WR Michael Irvin, Buffalo Bills RB Thurman Thomas, Detroit Lions TE Charlie Sanders, Cleveland Browns G Gene Hickerson, and St. Louis CB Roger Wehrli.

CURLY CULP

**DEFENSIVE TACKLE • 6'2" • 265 lbs • COLLEGE: ARIZONA STATE
NFL SEASONS: 14 • YEARS WITH OILERS: 7 (1974-1980)
HOMETOWN: YUMA, ARIZ. • BORN: MARCH 10, 1946
GAMES PLAYED: 179 • HALL OF FAME INDUCTION: 2013**

Curley Culp was voted into the Pro Football Hall of Fame in 2013. A six-time Pro Bowl selection, Culp played in 179 games during his NFL career with the Kansas City Chiefs (1968-1974), Houston Oilers (1974-1980) and Detroit Lions (1980-81). He was considered the prototypical nose tackle and helped pioneer the 3-4 defense. Hailing from Arizona State, where he was an All-American in both football and wrestling, Culp was selected in the second round of the 1968 NFL Draft by the Denver Broncos, who intended to use him as an offensive guard. However, his brief stint in Denver ended when he was traded to the Chiefs, who inserted him permanently on the defensive side. In 1969, the Chiefs won Super Bowl IV, and Culp was an instrumental member of one of the league's top defenses. He helped the Chiefs defeat the Oakland Raiders in the AFL Championship Game and the Minnesota Vikings in the Super Bowl. In 1974, during his seventh campaign in Kansas City, Culp was traded to the Oilers along with a first-round draft pick (used to select Robert Brazile) in exchange for John Matuszak. The move paid almost immediate dividends for the Oilers, who previously suffered through 1-13 records in both 1972 and 1973. In 1975, Culp's first full season in Houston, he helped the Oilers to a record of 10-4, the first winning mark for the club in eight years. With Culp anchoring the defense, the Oilers finished with the AFC's top-ranked run defense (third in the NFL). Individually, Culp produced arguably the finest season of his career, recording 11.5 sacks and earning NFL Defensive Player honors by the Newspaper Enterprise Association. Culp continued as a leader of the Oilers defense that culminated in back-to-back appearances in the AFC championship games in 1978 and 1979. He was named to one AFL All-Star Game and five Pro Bowls during his career. Culp also was picked as a first-team All-Pro in 1975 and a second-team selection in 1971, 1977, 1978, and 1979. He was selected first- or second-team All-AFC five times. "Curley Culp was perhaps the strongest man I ever lined up against," said Raiders Hall of Fame center Jim Otto. Culp used his strong wrestling background to create havoc for opposing guards and centers. He was the 1968 NCAA heavyweight wrestling champion and was named to the U.S.

Olympic wrestling team that year. Culp joined a 2013 Hall of Fame class that included offensive linemen Larry Allen and Jonathan Ogden, wide receiver Cris Carter, coach Bill Parcells, linebacker Dave Robinson and defensive lineman Warren Sapp.

ROBERT BRAZILE

**LINEBACKER • 6'4" • 241 lbs • COLLEGE: JACKSON STATE
NFL SEASONS: 10 • YEARS WITH OILERS: 10 (1975-84)
HOMETOWN: MOBILE, ALA. • BORN: FEB. 7, 1953
GAMES PLAYED: 147 • HALL OF FAME INDUCTION: 2018**

Robert Brazile was voted into the Pro Football Hall of Fame in 2018. As a rookie in 1975, he made an instant impact as he helped Houston notch the franchise's first winning season in eight years with a 10-4 record. He went on to win Defensive Rookie of the Year in 1975. With his speed, strength, tackling and coverage ability, Brazile helped revolutionize the outside linebacker position in a 3-4 defense. Nicknamed 'Dr. Doom,' Brazile started all 147 regular season games during his career and made seven postseason starts, including back-to-back AFC Championship Games (1978-79). He recorded nine tackles and one fumble recovery in the 1978 AFC Championship game. He was elected to seven career Pro Bowls and named All-Pro for five consecutive seasons (1976-80). Brazile registered a career-best 185 tackles in 1978 on his way to helping the Oilers secure three consecutive 10-win seasons and three consecutive playoff berths (1987-80). His career statistics include 13 interceptions, 14 fumble recoveries and 6.5 sacks in both 1976 and 1980. Brazile was named to the NFL's All-Decade Team of the 1970s.

KEVIN MAWAE

**CENTER • 6'4" • 289 lbs • COLLEGE: LOUISIANA STATE
NFL SEASONS: 16 • YEARS WITH TITANS: 4 (2005-09)
HOMETOWN: LEEVILLE, LA. • BORN: JAN. 23, 1971
GAMES PLAYED: 241 • HALL OF FAME INDUCTION: 2019**

Kevin Mawae was elected to the Pro Football Hall of Fame Class of 2019 and became the first established Titan without connections to the Houston Oilers to receive the honor. He played four seasons (2006-09) in Tennessee. Mawae entered the NFL as a second-round pick of the Seattle Seahawks in the 1994 NFL Draft. He began his career at right guard before being moved to center at the start of the 1996 season and remained at that position for the rest of his NFL career. After four seasons (1994-97) in the Northwest, the Louisiana State product signed a free agent deal with the New York Jets in 1998. In his first season in New York, Mawae helped running back Curtis Martin rush for a Jets franchise record eight 100-yard rushing games en route to 1,287-yard season. In 1999, he was named to his first of eight Pro Bowls and paved the way for Martin's then franchise-record 1,464 rushing yards. The 6-foot-4-inch, 289-pounder played in an astounding 177 consecutive games before a serious triceps injury ended his 2005 campaign after six games. Mawae signed a free agent deal with the Titans in 2006. In his first season with Tennessee, he made an immediate impact and was a part of an offense that ranked third in the AFC and fifth in the NFL in rushing with 2,214 yards. Three seasons later, he helped Chris Johnson amass a franchise-best 2,006 rushing yards, becoming just the sixth player all-time to accomplish the feat. In 241 career games over 16 seasons, Mawae was extremely durable and known for his toughness in the trenches. He was a first-team, all-decade center for the 2000s and blocked for a 1,000-yard rusher in 13 of his 16 seasons. Running backs Chris Warren (1,545 yards in 1994), Martin (1,697 in 2004), LenDale White (1,110 in 2007) and Johnson (2,006 in 2009) had the highest season rushing totals of their careers with Mawae on the line. He played 90 games in which there was a 100-yard rusher, the most by any offensive lineman in NFL history.

RETIRED JERSEY NUMBERS

In the history of the Oilers/Titans franchise, only eight players have had the distinction of having their jersey number retired — **Jim Norton** (No. 43), **Elvin Bethea** (No. 65), **Earl Campbell** (No. 34), **Mike Munchak** (No. 63), **Bruce Matthews** (No. 74), **Warren Moon** (No. 1), **Eddie George** (No. 27) and **Steve McNair** (No. 9).



Jim Norton played nine seasons for the Oilers (1960-68) as a safety and as a punter, establishing team records at both positions. As a rookie from the University of Idaho, Norton was a member of the Oilers' 1960 AFL Championship team. A four-time league all-star, he holds the club record for most interceptions in a career with 45. Also an accomplished punter, Norton was tops in club history with 519 career punts for a 42.3-yard career average and a long kick of 79 yards (11/22/64 vs. Kansas City).



Elvin Bethea joined the Oilers in 1968 after an outstanding career at North Carolina A&T. He started at defensive end in the 1968 season opener and didn't miss a game until breaking his arm in November 1977. That streak of 135 consecutive games played stands third in team history. An eight-time Pro Bowler (1970, 1972-76, 1978-80), Bethea ranks second for most seasons played (16, 1968-83), while his 210 games played (1968-83) also stands second behind Bruce Matthews. Bethea led the team

in sacks six times, including a career-best mark of 17 in 1973. The Oilers honored him with an "Elvin Bethea Appreciation Night" on Aug. 4, 1983. He became the sixth player in franchise history to be inducted into the Pro Football Hall of Fame on Aug. 3, 2003.



Earl Campbell, the franchise's second leading rusher and a member of the Pro Football Hall of Fame, was honored by having his number retired at ceremonies on Aug. 13, 1987. He set a single-season club record with a league-leading 1,450 yards his rookie season. Campbell followed that performance with 1,697 yards in 1979 and an astounding 1,934 yards in 1980. Both those totals led the NFL and the latter was second only to O.J. Simpson's 2,003 yards in 1973. Campbell was selected to five

Pro Bowls (1978-81, 1983) and retired as the NFL's seventh all-time leading rusher (9,407). He ranks second in franchise history in career rushing yards (8,574) and attempts (1,979), first in touchdown runs (73) and first in most consecutive games with a rushing touchdown (5).



Mike Munchak joined the Oilers as a first-round draft pick in 1982 out of Penn State. He was the first offensive lineman selected in the draft and the eighth overall selection. Munchak won the starting left guard position as a rookie and went on to play in 12 campaigns (1982-93) and 159 games (156 starts) for the Oilers. He is tied for third on the team's all-time list for seasons played and ranks fifth in games played. Munchak became a fixture on an offensive line that helped the Oilers to seven consecutive

playoff appearances (1987-93). One of the premier guards in the National Football League, Munchak was selected to NFL's "Team of the Decade" for the 1980s and was chosen in 1989 to Oilers' 30th Anniversary "Dream Team." He ranks second in club annals with nine Pro Bowl selections, seven as a starter. Munchak announced his retirement on July 21, 1994, and on the same day, K.S. "Bud" Adams, Jr., announced that jersey No. 63 would be retired on "Mike Munchak Appreciation Day" on Nov. 6, 1994.



Bruce Matthews played in more games (296) than any non-kicker in NFL history. Longevity and durability were his hallmark. And that, coupled with his unparalleled play, in which he tied a league record with 14 Pro Bowl selections (tied with Merlin Olsen) and earned All-Pro honors six times, made him one of the all-time greats. He rose to the challenges presented to him in playing every position on the offensive line during his NFL career (87 at center, 99 at left guard, 67 at right guard, 22 at right tackle,

and 17 at left tackle). His number was retired during a halftime ceremony in Nashville on Dec. 8, 2002.



Warren Moon, the fourth leading passer in NFL history at the time his number was retired, played 10 years (1984-93) with the organization and holds the franchise records for passing yards (33,685) and touchdowns (196), while leading the Oilers to seven consecutive playoff appearances from 1987-93. Moon's finest season came in 1990, throwing for 4,689 yards (363-for-584) and 33 touchdowns in only 15 games and becoming the third player in NFL history to produce consecutive 4,000-yard

passing seasons. He earned AP NFL Offensive Player of the Year for his efforts and his third Pro Bowl berth. His jersey was retired in a halftime ceremony in Nashville on Oct. 1, 2006.



Eddie George became the organization's all-time leading rusher as well as its all-time scrimmage yards leader in eight seasons with the team. His 10,009 rushing yards from 1996–2003 ranked second in the NFL (Curtis Martin), while his 12,153 scrimmage yards in the same time frame were third (Marshall Faulk, Martin). His accolades included four Pro Bowl selections (1997–2000), AP All-Pro honors (2000) and the AP Rookie of the Year Award (1996). George also set franchise standards for career rushing

attempts (2,733), career touchdowns (74), 1,000-yard rushing seasons (seven), seasons as the team's leading rusher (eight) and career playoff rushing yards (776). During his time with the Titans he amassed 36 100-yard rushing performances (second to Earl Campbell's 39), resulting in a 30-6 record in those contests. He established an NFL mark with 130 consecutive starts by a running back to begin a career—a total which ranked second in NFL history for consecutive starts by a running back at any point. His jersey was retired in a halftime ceremony in Nashville on Sept. 15, 2019.



Steve McNair played 11 seasons with the organization (1995–2005), becoming its second all-time leading passer (27,141 yards) and recording the most wins as a starting quarterback (76). At the time his jersey was retired, he trailed only Warren Moon on the franchise's all-time passing yards list and also ranked second for the organization in completions (2,305), completion percentage (59.5) and passer rating (83.3). He ranked third in touchdown passes (156). His 3,439 rushing yards and 36 touchdown runs

were the most in team history by a quarterback. McNair earned three of his four career Pro Bowl berths with the Titans (2000, 2003 and 2005), and in 2003, he shared Associated Press NFL Most Valuable Player honors with Peyton Manning after leading the league with a 100.4 rating. He became the first African-American quarterback to win MVP honors. McNair was the third player in the history of the NFL to pass for 30,000 yards and rushed for 3,500 yards, along with Fran Tarkenton and Steve Young. Only Brett Favre and Manning started more combined NFL regular season and postseason games than McNair (134) from the time he became a full-time starter in 1997 through 2005. He was selected with the third overall draft pick in 1995. His jersey was retired in a halftime ceremony in Nashville on Sept. 15, 2019.

HISTORICAL HIGHLIGHTS

THE "FOOLISH CLUB"

In 1959, after numerous failed attempts to enter the NFL as owners through expansion or purchase (Chicago Cardinals), Lamar Hunt and K.S. "Bud" Adams, Jr. agree that forming a new league is a viable alternative to NFL ownership. They would recruit a number of other future owners, who like themselves were looking to enter the world of football ownership, but had been rebuffed. The eight original teams, which would later be dubbed the "Foolish Club" for taking on the NFL were: Dallas (Hunt), Houston (Adams), Denver (Bob Howsam), New York (Harry Wismer), Los Angeles (Barron Hilton), Buffalo (Ralph Wilson), Boston (William Sullivan) and Oakland (Wayne Valley). Minneapolis was set to become one of the original AFL teams, but they were replaced by Oakland when the NFL awarded an expansion franchise to the Minneapolis market in 1960.

All eight teams agreed to contribute \$25,000 to create a league office, which was headed by the first AFL commissioner, Joe Foss. The AFL held their first draft on Nov. 22, 1959 and began play in the fall of 1960 with games televised on ABC.

1959

August 3 – K.S. "Bud" Adams, Jr., announces Houston's entry into the American Football League.

August 15 – AFL formally organized with six cities: Los Angeles, New York, Denver, Dallas, Houston and Minneapolis-St Paul.

October 31 – Adams names the team "Oilers" — "for sentimental and social reasons."

November 22 – AFL conducts first player draft. Oilers select Heisman Trophy winner Billy Cannon of LSU.

December 8 – Oilers sign first players, Don Hitt and Tony Banfield, both of Oklahoma State.

1960

January 1 – Oilers sign their first draft choice in LSU's Billy Cannon.

January 3 – Oilers name former Cleveland great Lou Rymkus as first head coach.

February 20 – Oilers sign veteran pro quarterback George Blanda.

March 8 – Houston School Board approves lease of Jeppesen Stadium to K.S. "Bud" Adams, Jr., and gives permission to increase seating capacity from 22,000 to 36,000.

June 21 – Court rules that Billy Cannon will play with the Houston Oilers.

July 15 – Houston opens first training camp at the University of Houston with daily practices to be held at Busch Field during season.

August 6 – Oilers lose 27-10 to Dallas Texans in first preseason game at Tulsa.

August 20 – Oilers defeat Denver 42-3 before 18,500 in home debut at Jeppesen.

September 11 – Oilers win first regular season contest 37-22 over Oakland at San Francisco. Charles Hennigan scores first Oiler TD on a 43-yard pass from George Blanda. Dave Smith scores first Oiler rushing TD on eight-yard run.

December 11 – Oilers clinch AFL Eastern Division title with 31-23 win over Buffalo at Houston.

December 29 – Lou Rymkus named AFL's first Coach of the Year.

1961

January 1 – Oilers win first AFL Championship by defeating Los Angeles Chargers 24-16 before 32,000 fans at Jeppesen Stadium. Billy Cannon is named game's MVP; Blanda completes 16 of 32 passes for 301 yards and three TDs. Winning players share: \$1,016.42.

September 9 – Oilers open regular season with a 55-0 rout of Oakland at Jeppesen despite threats from Hurricane Carla.

October 16 – Wally Lemm replaces Lou Rymkus as head coach after Oilers open with 1-3-1 record.

October 22 – Oilers defeat Dallas Texans 38-7 in first outing under Wally Lemm. George Blanda comes off the bench to throw three TD passes, make a 53-yard field goal, and kick three PAT's.

October 29 – George Blanda sets AFL passing record with 464 yards on 18-of-32 passing for four TDs as Oilers win 28-16 at Buffalo.

November 19 – George Blanda throws seven touchdown passes against New York in 49-13 win to set AFL record and the all-time pro record.

December 3 – Oilers defeat previously unbeaten San Diego 33-13 before Houston's largest crowd, 37,845. Charles Hennigan catches 10 passes for 214 yards and three TDs. George Blanda hits on 20 of 34 attempts for 351 yards and four TDs and kicks AFL-record 55-yard field goal.

December 17 – Oilers win second consecutive Eastern Division crown by beating Oakland 47-16 in Oakland. Oilers become first pro team in history to score over 500 points in one season with 513 points in 14 games.

December 20 – Wally Lemm is named AFL Coach of the Year.

December 23 – George Blanda is named AFL Player of the Year.

December 24 – Oilers win second consecutive AFL title, defeating Chargers 10-3 at San Diego. Billy Cannon wins MVP award for second consecutive year. Winning players share: \$1,724.00.

1962

February 23 – Wally Lemm resigns to become the head coach of St. Louis Cardinals.

March 5 – Oilers name Frank "Pop" Ivy as head coach.

September 16 – Oilers lose to Boston 34-21 in first pro game in historic Harvard Stadium.

October 14 – Oilers set AFL scoring record with 56-17 win over New York

EARLY DOMINANCE & AFL SUPREMACY

With a mix of cast-off players from other professional leagues (QB George Blanda, C Bob Schmidt, T Al Jamison), pro football rookies (RB Billy Cannon, G Bob Talamini) and local college players who never entered the NFL (WR Charles Hennigan, DT Orville Trask), the Oilers quickly became the dominant team in the newly formed American Football League. In each of the league's first three years, the Oilers advanced to the AFL title game, winning the first two league championships (1960 and 1961). Amazingly, the Oilers reached each of those title games under three different coaches: Lou Rymkus (1960), Wally Lemm (1961) and Frank "Pop" Ivy (1962).

The fiery Rymkus led the inaugural Oilers to the Eastern Division title with a 10-4 mark. They met the Western Division winner Los Angeles Chargers at Jeppesen Stadium in Houston to crown the first AFL champion. The two teams split their two matchups during the regular season. The Oilers took a one-point lead into the fourth quarter and then Blanda hit Cannon for an 88-yard score early in the fourth quarter to end the scoring, 24-16. Blanda tallied 301 passing yards and three touchdowns in the game.

After the Oilers opened the 1961 season 1-3-1, head coach Lou Rymkus was replaced by Wally Lemm, who had been on the 1960 staff but left for private business prior to the 1961 season. The Oilers would win nine consecutive games under Lemm to end the regular season with a 10-3-1 mark and first place in the Eastern Division. The 1961 AFL Championship game was a defensive struggle as the Oilers defeated the San Diego Chargers 10-3 in San Diego.

After leading the Oilers to a second title, the St. Louis Cardinals hired Wally Lemm as their head coach for the 1962 season. The Oilers tabbed Frank "Pop" Ivy to lead the team in 1962. The team again won the Eastern Division with an 11-3 record and faced the Dallas Texans at Jeppesen Stadium for the 1962 AFL title. Dallas raced out to a 17-0 halftime lead, but the Oilers mounted a second half rally to knot the score at 17 with five minutes remaining in the game. The game would go to overtime and was eventually decided in double overtime (6th quarter) with a Dallas 25-yard field goal.

HISTORICAL HIGHLIGHTS

OILERS' AFL SUMMARY

In the 10-year history of the AFL from 1960-69, the Oilers amassed a 70-66-5 record, reached the AFL title game four times (1960, '61, '62, '67) and won two AFL titles (1960 and 1961). They had some of the greats of the game, including QB George Blanda, WR Charlie Hennigan, G Bob Talamini, CB Ken Houston and DE Elvin Bethea. Four decades removed from their playing days, these names still sit atop several categories throughout the franchise record book: Blanda threw a franchise-best 36 touchdowns in 1961, Hennigan caught a franchise-best 101 balls in 1964, Houston returned nine interceptions for touchdowns during his Oilers career, and Bethea (unofficially) totaled 105 sacks during his career. The Oilers also saw profound popularity growth as they averaged 20,000 fans in their inaugural 1960 season at Jeppesen Stadium all the way to moving into the Astrodome in 1968, and averaging 44,000 fans in their final AFL campaign.

as George Blanda throws six TD passes.

December 15 – Oilers win third consecutive Eastern Division title with 44-10 victory over New York. Charlie Tolar gets 107 yards on 18 carries to become the first Oiler back to gain over 1,000 yards in a season. Oilers compile best regular season record in club's history with 11-3 mark.

December 23 – Oilers lose AFL title to Dallas Texans 20-17 in historic six-quarter game.

1963

December 22 – Oilers lose 52-49 at Oakland in "Pop" Ivy's final game as head coach.

1964

March 1 – Oilers announce building of a new training site at Fannin and Braeswood in Houston.

June 2 – Frank "Pop" Ivy relieved of head coach-general manager duties. "Bud" Adams names Sammy Baugh as head coach and Carroll Martin as general manager.

July 15 – Oilers open training camp at new site—Fannin and Braeswood.

September 8 – Oilers trade Billy Cannon to Oakland for Bob Jackson, Sonny Bishop and Dobie Craig.

September 13 – Rookie Sid Blanks sets AFL record with 91-yard TD run against New York at Houston.

December 18 – Sammy Baugh resigns as Oiler head coach.

December 20 – Oilers play final game in Jeppesen Stadium, defeating Denver 34-15 to end season with 4-10 record. Charles Hennigan catches 101st pass of season to set new all-time pro record.

December 22 – Hugh "Bones" Taylor named Oiler head coach as Sammy Baugh stays on staff as assistant.

1965

June 5 – Oilers announce they will not play in Harris County Dome Stadium because of "unrealistic lease agreement"; sign five-year lease with Rice University for use of Rice Stadium.

1966

January 13 – K.S. "Bud" Adams, Jr., names Don Klosterman as Oilers' Executive Vice-President and General Manager.

January 29 – Wally Lemm is named Oiler Head Coach by Dan Klosterman.

June 8 – Oilers sign Ernie Ladd; Commissioner awards Willie Frazier and Pete Jaquess to San Diego in compensation.

June 9 – The AFL and NFL announce plans to merge into one league by 1970. Common draft and championship game are scheduled immediately.

September 3 – Oilers open regular season play with 45-7 home victory over the Denver Broncos. Denver was held to no first downs, an AFL record.

1967

March 14 – First common draft between AFL and NFL; Oilers take

Michigan State All-America George Webster as their No. 1 choice.

April 2 – Oilers announce they will hold 1967 training camp at Schreiner Institute in Kerrville, Texas. Only third time in history Oilers will have trained outside Houston.

December 17 – Oilers clinch Eastern Division title with 24-17 win over San Diego at Rice Stadium and become first team to go from cellar to division title in one season, a feat accomplished with 15 rookies on the squad.

December 20 – Four Oilers are named to All-AFL team. DE Pat Holmes, CB Miller Farr, G Bob Talamini and rookie LB George Webster named to AFL elite unit.

December 23 – Oiler LB George Webster is unanimous choice as AFL's Defensive Rookie of the Year.

December 31 – Oakland Raiders break open close game in second quarter and defeat Oilers 40-7 in AFL Championship Game. The only Oiler touchdown comes in fourth quarter on pass from Pete Beathard to Charles Frazier.

1968

February 10 – Oiler owner K.S. "Bud" Adams, Jr., announces that the Oilers will move to the Harris County Dome Stadium for the 1968 season. Contract with Rice will be settled.

September 9 – Oilers play their first game in the Astrodome, a 25-21 loss to Kansas City before 45,083 fans, and become the first professional football team to play their home games in a domed stadium.

1969

January 25 – Oiler LB George Webster is one of four AFL players named to Pro Football Writers Association's first combined All-Pro team.

April 15 – Jim Norton, last of the original Houston Oilers, announces his retirement after nine years and Oiler owner K.S. "Bud" Adams, Jr., retires his No. 43 jersey.

December 14 – Oilers need victory over Boston in Astrodome to assure playoff spot as runner-up team in Eastern Division despite 5-6-2 record. Oilers come from behind to take 27-23 triumph.

December 21 – Oilers lose bid for championship in 56-7 loss to Oakland in playoff game. Daryle Lamonica hurls six TD passes for Raiders.

1970

January 15 – Oiler LB George Webster named to Pro Football Hall of Fame's All-Time AFL defensive unit. The three-year Oiler veteran was youngest player named to the team.

June 30 – Oiler veterans join NFL Players Association strike. Owners bar veterans from training camps. Dispute revolved around pension plan.

July 14 – Oilers open training camp at Schreiner Institute in Kerrville, Texas with only rookies reporting.

August 3 – Veterans report to training camp after settlement of NFL-NFLPA pension dispute.

November 1 – Oiler Head Coach Wally Lemm, who led Oilers to AFL title in 1961 and to Eastern Division title in 1967, announces he will retire at the end of 1970 season.

1971

January 21 – Oiler owner K.S. "Bud" Adams, Jr., names Ed Hughes to be the sixth head coach in Oiler history.

January 26 – Oilers trade RB Hoyle Granger, T Terry Stoepel and DE Charles Blossom to New Orleans for DT Dave Rowe and WR Ken Burrough.

January 28 – The Oilers, who pick third behind Boston and New Orleans in the college draft, select QB Dan Pastorini of Santa Clara in the first round and grab QB Lynn Dickey of Kansas State in the third round.

May 5 – Oilers name John W. Breen as general manager, replacing Bob Brodhead. Breen was the first employee hired by Oiler owner K.S. "Bud" Adams, Jr., in 1959 when the American Football League was formed.

December 12 – S Ken Houston ties all-time pro record for touchdowns on interceptions with theft against Buffalo in Oilers' 20-14 victory. Houston tied record of seven set by Erich Barnes and Herb Adderley.

December 19 – Oilers close out season with third straight victory by blasting San Diego 49-33 for highest point production since 1963. S Ken Houston establishes all-time pro record with two touchdowns on interceptions. The five-year veteran intercepted successive John Hadl passes in the third quarter and returned them for touchdowns of 35 and 29 yards to run his

HISTORICAL HIGHLIGHTS

career total to nine. His four returns of interceptions for TDs in one year is also an NFL record.

December 24 – Oiler DE Elvin Bethea and S Ken Houston are named to AFC Pro Bowl squad. It is second straight selection for Houston.

December 30 – Oilers name former Florida State and Rice University coach Bill Peterson as their new head coach.

1972

March 21 – K.S. "Bud" Adams, Jr., spearheads a drive which lands the 1974 Super Bowl game for Houston. The game will be played in Rice Stadium on January 13, 1974.

October 1 – Oilers stun Joe Namath and New York Jets 26-20 in the Astrodome for only victory of 1972 season.

1973

March 2 – Veteran coach and front office executive Sid Gillman accepts position of Executive Vice-President and General Manager of Houston Oilers, replacing John Breen, who retired.

October 16 – Bill Peterson is fired as head coach of Oilers after 48-20 loss to Denver, making Peterson's regular season record in 1 1/2 years 1-18. Sid Gillman assumes dual role of General Manager/Head Coach for the rest of year.

November 5 – Oilers win only game of 1973 season, 31-27, over Baltimore Colts as QB Lynn Dickey completes 22-of-32 passes for 340 yards and three touchdowns.

December 19 – Oiler DE Elvin Bethea named to Pro Bowl team for third straight year.

1974

January 18 – Sid Gillman announces decision to remain as General Manager/Head Coach for at least one more season, ending speculation that a new head coach would be named.

February 8 – Former New Orleans and New York Jets coach Ed Biles joins Oilers as defensive assistant.

March 7 – O.A. "Bum" Phillips, a veteran Texas high school and college coach who was with Sid Gillman at San Diego, is hired by Oilers as defensive coordinator.

August 28 – Oiler T John Matuszak tries to jump his contract and sign with World Football League Houston Texans. Oilers obtain temporary restraining order and present it to Matuszak at Texans' game with New York Stars. Matuszak is put on inactive list until trial.

September 9 – State District Judge Arthur Leshner grants temporary injunction against John Matuszak playing for any other team than Oilers until further court hearings. Matuszak remains on inactive list.

October 22 – Oilers trade John Matuszak and No. 3 draft choice to Kansas City for Curley Culp and draft choice, ending court battle.

BUM PHILLIPS

If ever there was a coach made for a team and a team that embodied their coach, it was the marriage between O.A. "Bum" Phillips and the Houston Oilers. A native of Orange, Texas, Phillips spent the majority of his first 15 years in coaching in the Texas high school ranks before moving up the ladder as a defensive coordinator in the college and pro level. He would join the Oilers as a defensive coordinator in 1974 and was named head coach in 1975, where he would remain through the 1980 season. Known for strolling the sidelines in his cowboy hat and boots, he was the face of the Oilers for six seasons (59-38 record) and saw the birth of the "Luv Ya Blue" era. In 1978, he led the Oilers back to the playoffs for the first time in 11 years with their march to the AFC Championship. The Oilers would again reach the AFC Championship game in 1979 and wild card round in 1980. Phillips was let go by the Oilers following the 1980 season.

LUV YA BLUE!

With Oiler fever in full bloom following the march to the AFC Championship game in the 1978 season, the team looked to tap into the frenzy with a marketing campaign that captured that team spirit. The result was the "Luv Ya Blue!" phrase that would sweep the area and be forever remembered with the 1979 and 1980 seasons. The phrase was trademarked by the team and became as popular as regular Oilers merchandise. The campaign included a song which was written and sung by Mack Hayes, a local musician and was performed before each game at the Astrodome during those seasons.

1975

January 25 – O.A. "Bum" Phillips named Oiler head coach by Sid Gillman, who says he will remain in single role as general manager.

February 14 – Sid Gillman leaves Oilers as general manager by mutual consent with owner "Bud" Adams. Bum Phillips adds title of general manager to head coaching duties.

October 19 – Oilers come from behind to defeat Washington 13-10 in Astrodome for first win ever over NFC team.

November 16 – Oilers get 20-19 win over Miami as Billy Johnson ties all-time pro record for return TDs in one season (4).

December 21 – Oilers close out finest season since 1962 with 21-10 win over Cleveland, giving Bum Phillips a 10-4-0 record in his first year as a head coach. Oilers set a new home attendance record, averaging 48,000 in seven home games.

1976

February 10 – Wade Phillips, son of Head Coach Bum Phillips, named to Oiler coaching staff as LB coach. Phillips had been an assistant at University of Kansas.

April 1 – Oilers lose Fred Hoaglin, Mark Cotney and Jesse O'Neal in NFL expansion draft.

April 2 – Oilers trade QB Lynn Dickey to Green Bay for QB John Hadl, CB Ken Ellis, draft choices and cash.

1977

October 9 – Oilers march into first place in the AFC Central Division after whipping Pittsburgh 27-10 at the Astrodome, but lose Dan Pastorini to an ankle and back injury.

November 13 – Oakland holds off Oilers 34-29 as Houston DE Elvin Bethea suffers a broken arm after playing in 135 consecutive games, a team record.

1978

January 7 – Owner K.S. "Bud" Adams, Jr., announces the appointment of Ladd K. Herzog as Senior Vice-President and Chief Administrative Officer of the Houston Oilers.

January 24 – Curley Culp, Ken Burrough, Billy Johnson and Robert Brazile play for AFC on Pro Bowl team.

April 24 – Oilers trade three draft picks and TE Jimmie Giles to Tampa Bay for rights to 1978 number one draft selection in order to choose Texas All-America and Heisman Trophy winner Earl Campbell.

October 23 – Houston ends Pittsburgh's seven-game win streak with Monday night victory over the Steelers, 21-17. It marks Houston's first win ever on Monday Night Football.

November 12 – Houston comes from 23-0 deficit to capture 26-23 win over New England Patriots.

November 20 – Earl Campbell rushes for four touchdowns against Miami Dolphins in Oilers' 35-30 victory. Campbell's two Monday night appearances net him 7 of his 13 season TDs.

November 26 – Earl Campbell gains 100 yards rushing vs. Cincinnati before home crowd to tie NFL record for most 100-yard games by a rookie – 7 (ties Franco Harris and Don Woods). Also breaks Oiler single season records for most yards rushing (Hoyle Granger, 1,194 yards in 1967) and most rushing attempts (Charlie Tolar, 224 yards in 1962).

December 10 – Houston captures 17-12 decision over New Orleans Saints

HISTORICAL HIGHLIGHTS

EARL CAMPBELL

Tabbed the "Tyler Rose", Earl Campbell was a Texas high school legend who would go on to the University of Texas and earn the 1977 Heisman Trophy. The Oilers pulled off a draft blockbuster to acquire Campbell, trading four picks and TE Jimmie Giles to acquire the first pick in the 1978 draft from the Tampa Bay Buccaneers. Campbell made an immediate impact as a rookie, gaining 1,450 yards and scoring 13 touchdowns in his initial campaign and earning NFL Rookie of the Year and NFL Offensive Player of the Year honors. In one of the most famous performances in Monday Night Football history, Campbell gained 199 yards and scored four touchdowns on 28 carries against the Miami Dolphins in November of 1978. From 1978 to 1984 Campbell led the Oilers to three playoff appearances, gained 8,547 yards and earned five Pro Bowl invitations. During the 1984 season, Campbell was traded to New Orleans to be reunited with Bum Phillips for a first round draft choice. He was inducted into the Pro Football Hall of Fame in 1991.

to clinch berth in AFC Wild Card game versus Miami.

December 24 – Houston wins first playoff game since 1961 by defeating Miami 17-9 in the Orange Bowl.

December 31 – Oilers continue playoff march with 31-14 win against New England before 61,297 chilled fans in Foxboro, Mass.

1979

January 7 – Houston playoff dreams end as Pittsburgh takes 34-5 victory in AFC Championship Game. Oilers welcomed by 50,000 loyal fans in the Astrodome as radio station KILT sponsors homecoming.

January 30 – Earl Campbell, Elvin Bethea, Robert Brazile and Curley Culp represent Houston in the Pro Bowl in Los Angeles.

August 3 – Oiler T Greg Sampson undergoes brain surgery which signals the end to a promising career.

December 10 – Before national television audience, Houston defeats division nemesis Pittsburgh 20-17, giving Oilers spot in 1979 playoffs.

December 17 – Several Oilers lock up individual titles: Earl Campbell is NFL rushing champion for the second consecutive year; Mike Reinfeldt captures the crown for most interceptions in NFL with 12; Toni Fritsch is the most accurate field goal kicker, connecting on 21-25 attempts; and Jesse Baker leads the AFC in QB sacks with 15 1/2.

December 23 – In first playoff game played in Houston since 1962, Oilers defeat Denver Broncos 13-7. Key offensive players Earl Campbell, Dan Pastorini and Ken Burrough are all injured in the contest.

December 29 – Oilers defeat San Diego 17-14 without injured Earl Campbell, Dan Pastorini and Ken Burrough. Backup QB Gifford Nielsen plays conservative offense as Rob Carpenter, who was injured earlier in the week and was on crutches the night before the game, gains 67 yards rushing in his best effort of the season. The big star of the game is S Vernon Perry, as he intercepts an NFL-record four passes in a playoff game.

1980

January 6 – In a rematch of the 1978 AFC Championship Game, the Steelers win 27-13 in a game that saw a controversial call keep Mike Renfro from scoring what would have been the tying score late in third quarter.

January 7 – In the wee hours of the morning, the Oilers return from Pittsburgh to an excited throng of 70,000 people at the Astrodome.

January 28 – Six Oilers represent Houston in the Pro Bowl: RB Earl Campbell, T Leon Gray, PK Toni Fritsch, LB Robert Brazile, S Mike Reinfeldt and DE Elvin Bethea.

September 15 – Before the largest stadium crowd to ever witness an Oilers' game (80,243), Houston defeats the Browns in Cleveland Stadium 16-7. The game was also televised before a national audience on Monday Night Football.

October 14 – Oilers acquire All-Pro TE Dave Casper from Oakland for undisclosed draft picks.

October 19 – Earl Campbell becomes only the second RB in the history of the Oiler franchise to rush for over 200 yards in a single game when he leads the Oilers to a 21-14 triumph over Tampa Bay with 206 yards. Club rushing record for single game is 216 yards by Billy Cannon (Dec. 10, 1961 vs. New York Titans).

October 26 – Earl Campbell ties NFL record for most consecutive 200-yard games rushing (two) with 202 yards vs. Cincinnati in the Astrodome. Campbell now shares record with O.J. Simpson (Buffalo, 1973, 1976). Oilers defeat Bengals 23-3.

December 4 – Houston's defense shuts out the Pittsburgh Steelers 6-0. Toni Fritsch provides all the points the Oilers need with two field goals. This marked the third evening prime-time win of the season for the Oilers as the game was played in the Astrodome before a sellout crowd and a national television audience. It marked the first shutout registered by the Oilers since a 47-0 win over the Chicago Bears. (November 6, 1977).

December 21 – Oilers clinch third playoff spot in as many years with 20-16 victory over the Minnesota Vikings in the Astrodome. Earl Campbell sets NFL record by rushing for over 200 yards in single game four times in one season. He finishes season with 1,934 yards, second highest total in NFL history behind O.J. Simpson's 2,003 yards in 1973. The Oilers must wait until the final game of the season to see who their playoff opponent will be, as their 11-5 record equals that of division foe Cleveland, but Oilers become Wild Card participant due to tie-breaker procedures.

December 28 – Oilers season comes to an end with disappointing AFC Wild Card loss at the hands of the eventual Super Bowl champion Oakland Raiders. The loss marks the third consecutive year that the Oilers have been eliminated from the playoff picture by the eventual Super Bowl champions (Pittsburgh Steelers in both 1978 and 1979).

December 31 – K.S. "Bud" Adams Jr., relieves Bum Phillips of his duties as Head Coach and General Manager. Ladd K. Herzeg is promoted from post of Senior Vice-President/Chief Administrative Officer to the position of Executive Vice-President and General Manager of the Oilers.

1981

January 3 – announce the selection of Ed Biles as their new head coach. Biles had been Oilers' defensive coordinator since 1975.

February 8 – Dick Nolan, former Head Coach for the New Orleans Saints and the San Francisco 49ers, is named defensive coordinator.

February 15 – Mike Holovak is named as Assistant General Manager by the Oilers.

September 6 – Oilers defeat Rams at season opener at Los Angeles 27-20 as rookie Willie Tullis returns kickoff 95 yards for score in final minute of game. Win gives Ed Biles his first as head coach of NFL club.

1982

January 19 – Former All-Pro S Ken Houston returns to Oilers as defensive assistant assigned to work with the DBs. Houston had been All-Pro performer before being traded to Washington where he retired following 1980 season.

January 31 – Oilers open 2.5 million dollar training facility less than two miles from Astrodome. Owner-President K.S. "Bud" Adams, Jr., provides funds for what is considered one of top facilities in the NFL.

February 3 – Oilers announce new three-year contract with Mutual Broadcasting System for radio rights to Houston's games. KTRH-AM in Houston will serve as flagship station.

March 18 – Oilers announce that head coach Ed Biles has been given a contract extension.

April 28 – Oilers select Penn State G Mike Munchak in first round of NFL draft. It is the first number one choice in the draft that Oilers have had since Earl Campbell was selected in first round in 1978.

May 3 – Computer added to Oilers offices to assist club with player personnel, college scouting, ticket and business operations as well as many other functions within the organization.

September 17 – Oilers acquire QB Archie Manning from New Orleans Saints in one-for-one swap for T Leon Gray.

September 20 – NFL Players Association strike announced.

November 16 – Settlement of 57-day player strike announced by NFL Management Council and NFL Players Association.

1983

January 2 – Oilers fall to Cincinnati Bengals 35-27 to conclude 1982

HISTORICAL HIGHLIGHTS

regular season play in a game that was re-scheduled from November 14 (canceled due to players' strike).

January 25 – Chuck Studley joins Oilers as defensive coordinator after successful stints with San Francisco 49ers (Super Bowl champs following '81 season) and Cincinnati Bengals.

February 1 – Oilers perennial All-Pro DE Elvin Bethea decides not to retire following 1982 season and will return for his 16th year in the NFL, all with the Oilers.

February 2 – Oilers announce promotion of Mike Holovak from Assistant General Manager to VP/Player Personnel.

April 23 – The Oilers announce trade of their second pick in first round to Los Angeles Rams for the third pick overall in draft. Oilers receive Rams' fourth-round choice in 1983 and fourth-round choice in 1984 for moving down one notch in first round.

April 24 – The Oilers announce their second trade in as many days involving Oilers' first-round draft pick. Oilers trade third choice overall in first round to Seattle for ninth choice overall in first round plus Seahawks' second- and third-round picks in 1983 (combining trades of April 24-25, Oilers moved from second position in first round to ninth and acquired Seahawks' second- and third-round choice in 1983 and Rams' fourth round choice in 1983 and 1984, a total of four additional picks).

April 26 – Oilers select T Bruce Matthews from USC in round one of NFL draft with the ninth choice in the round. Also, for first time since 1969, the Oilers had each of their choices through the first nine rounds.

August 4 – In preseason opener, ceremonies honoring Elvin Bethea's 16 years with the club occur at halftime. Bethea's jersey, No. 65, will be retired at the conclusion of the season.

October 10 – Head Coach Ed Biles resigns after two and one-half years as head coach.

October 11 – The Oilers appoint Defensive Coordinator Chuck Studley as interim head coach.

October 20 – Oilers trade QB Archie Manning and TE Dave Casper to Minnesota for second- and fourth-round picks in 1984 draft.

December 18 – Oilers close season with 20-10 loss at Baltimore in what would be the Colts' final game played in Baltimore before moving to Indianapolis.

1984

January 3 – The Oilers name Hugh Campbell as new head coach.

January 30 – Announcement is made that Kay Dalton will remain as offensive coordinator and also that Jerry Glanville will become new defensive coordinator.

February 3 – The Oilers announce that they win the "recruiting war" for free agent QB Warren Moon.

February 10 – Entire organization loses tremendous friend with the passing of radio talk-show host John Breen. Breen was first employee hired by the Oilers in 1959 and served in numerous front office capacities, including General Manager and Director of Player Personnel.

May 1 – Oilers draft Dean Steinkuhler among a total of 14 players during the one-day marathon. Of the 14 players selected, 10 were defensive players.

September 6 – Oilers and City of Houston celebrate 25th season of professional football at "Silver Salute," which is held on the floor of the Astrodome. The black-tie gala consists of dinner, dancing and an auction with all proceeds benefiting the Ronald McDonald House. This date is also proclaimed "Houston Oilers Day" by Mayor Kathryn J. Whitmire.

October 9 – Oilers trade RB Earl Campbell to New Orleans Saints for first round choice in 1985 draft. The Oilers also obtain C Jim Romano from Raiders for Houston's third- and sixth-round picks in 1985.

October 26 – Oilers announce that KODA-FM will be new flagship station for Oilers' radio broadcasts beginning in 1985. The Oilers and KODA-FM sign a multi-year contract.

November 11 – Oilers defeat Chiefs 17-16 in Kansas City after losing opening 10 games of the season, as Hugh Campbell gets first win as NFL head coach.

December 2 – Houston defeats Steelers in overtime thriller 23-20 for third win in four weeks before home crowd. Joe Cooper kicks winning field goal with 5:53 elapsed in extra period. It is the first overtime loss in Steeler history.

December 12 – G Mike Munchak is selected to play in the AFC-NFC Pro Bowl game in Honolulu.

December 17 – Warren Moon completes his first NFL season with 3,338 yards passing, breaking the team record set by George Blanda in 1961 (3,330). Tim Smith's 1,141 yards receiving enabled him to become third player in Oilers' history to post consecutive 1,000-yard receiving seasons after gaining 1,176 in 1983. Bill Groman (1960-61) and Charlie Hennigan (1963-64) were the others.

1985

July 1 – The Oilers sign 1983 Heisman Trophy winner Mike Rozier. Rozier was selected by the Oilers in the first round of the 1984 Supplemental Draft of USFL players.

July 2 – WR Drew Hill is acquired by the Oilers in a trade with the Los Angeles Rams.

August 3 – The Oilers battle the New York Giants in the annual NFL Hall of Fame Game in Canton, Ohio, with the Giants winning 21-20. The game also makes radio history as the first stereo broadcast of an NFL game on KODA-FM.

December 9 – Hugh Campbell is relieved of his duties as head coach. The club names Defensive Coordinator Jerry Glanville as interim head coach for the season's remaining two games.

1986

January 2 – The Oilers release seven assistant coaches from their employment contracts: John Devlin, Joe Faragalli, Gene Gaines, Ken Houston, Bruce Lemmerman, Bob Padilla and Al Roberts.

January 20 – Jerry Glanville signs a five-year contract as Head Coach of the Oilers.

February 2 – G Mike Munchak starts for the AFC in the annual Pro Bowl in Honolulu, Hawaii.

April 29 – The Oilers select Purdue QB Jim Everett with their first selection in the 1986 NFL Draft. The team follows by selecting Louisville WR Ernest Givins in the second round and RB Allen Pinkett of Notre Dame in the third round.

September 18 – The Oilers trade QB Jim Everett, the third player selected in the 1986 draft, to the Los Angeles Rams in exchange for G Kent Hill, DE William Fuller, the Rams' number one draft choices in 1987 and '88 and L.A.'s fifth rounder in 1987.

December 21 – Houston concludes the 1986 season on a positive note, defeating the Buffalo Bills 16-7. WR Drew Hill catches five passes for 114 yards giving him 1,112 yards for the season as he joins rookie Ernest Givins (1,062 yards) to form the 19th tandem in NFL history to each surpass the 1,000-yard receiving mark. In addition, QB Warren Moon throws for 208 yards to finish the year with 3,489 yards and break his own single-season club record. PK Tony Zendejas connects on all three of his field goal attempts and his 22 three-pointers establishes a new Oiler high.

1987

July 1 – The Oilers announce plans to retire the No. 34 jersey of former RB Earl Campbell, the leading rusher in club history. The ceremony is scheduled for August 13.

October 4 – The Oilers win their first "replacement" game in Denver 40-10 as QB Brent Pease throws for 260 yards and a TD and LB Eugene Seale returns an interception 73 yards for a touchdown.

October 25 – With the players' strike over, the Oiler "regulars" return to action with a 37-33 win over the Falcons as RB Mike Rozier rushes for 144 yards while rookie WR Curtis Duncan catches two TD passes including the game-winner.

October 28 – First-round draftee FB Alonzo Highsmith ends his holdout by agreeing to a multi-year contract.

November 3 – The Oilers acquire veteran T Bruce Davis from the Raiders for what later becomes a 1988 second-round draft choice.

November 4 – T/G Bruce Matthews ends his holdout by agreeing to terms with the Oilers.

December 15 – Along with several prominent Houston business leaders, K.S. "Bud" Adams, Jr., holds a press conference to announce that the goal of marketing 75% of the new Columbia Suites by December 15 has been met.

December 23 – The Oilers place three players on the AFC Pro Bowl roster, their largest contingent since 1981. Chosen to play in the Honolulu all-star game are S Keith Bostic, G Mike Munchak and RB Mike Rozier.

December 27 – The Oilers clinch their first playoff berth since 1980 as they

HISTORICAL HIGHLIGHTS

defeat the Bengals 21-17 before an SRO crowd at the Astrodome. Rookie FB Alonzo Highsmith scores two TDs and QB Warren Moon throws his 21st scoring pass of the season. That marks the most TD passes by an Oiler since George Blanda tossed 24 in 1963.

1988

January 3 – In an AFC Wild Card Playoff, the Oilers defeat the Seahawks 23-20 in overtime on Tony Zendejas' 42-yard field goal.

January 10 – The Oilers' season ends as the Broncos defeat them 34-10 in an AFC Divisional Playoff before 75,968 fans in Mile High Stadium.

April 21 – The Oilers acquire DE Sean Jones from Raiders along with L.A.'s second-round draft choice. Houston gives up one of its first-round draft picks, a fourth-round selection and changes places with Raiders in the third round.

May 6 – The Oilers announce that they will hold training camp at Southwest Texas State University in San Marcos. SWTSU thus becomes the Oilers' eighth training camp site since the team's inception in 1960.

May 17 – Oilers re-assign Mike Holovak as Assistant to the General Manager.

November 7 – The Oilers appear on Monday Night Football for the first time since 1982 and defeat the Cleveland Browns 24-17.

December 14 – The rosters for the AFC-NFC Pro Bowl are released and feature eight Oilers: DE Ray Childress, WR Drew Hill, G Bruce Matthews, QB Warren Moon, G Mike Munchak and RB Mike Rozier.

December 24 – The Oilers beat the Cleveland Browns 24-23 in an AFC Wild Card Playoff Game as RB Allen Pinkett scores two touchdowns.

1989

January 1 – In an AFC Divisional Playoff Game, the Oilers drop a 17-10 decision to the Bills before 79,532 fans at Rich Stadium in Buffalo.

February 1 – Executive Vice-President/General Manager Ladd K. Herzeg announces his resignation.

February 2 – The Oilers announce the promotion of Mike Holovak to General Manager, replacing Ladd Herzeg. Also, under NFL's new "Plan B" free agency, 21 Oilers are left unprotected while 37 are protected.

February 22 – The Oilers name Kevin Gilbride to the post of Quarterbacks Coach. He joins the club after serving as Offensive Coordinator at East Carolina.

April 1 – The Oilers end up losing 15 players and signing seven under the NFL's first "Plan B" free agency system.

April 7 – The Oilers sign QB Warren Moon to a new long-term contract.

September 24 – Despite a sellout crowd in the first game in the newly-expanded Astrodome, the Oilers lose to the Buffalo Bills, 47-41 in OT.

October 1 – The Oilers defeat the Miami Dolphins 39-7 as QB Warren Moon completes a career-best 82.6% of his passes (19/23). In addition, Houston's defense holds Dolphin QB Dan Marino to his worst game as a starter (11/29, 103 yds.).

October 22 – The Oilers record the ninth shutout in club history and their first in nine years (spanning 132 games) with a 27-0 whitewash of the Pittsburgh Steelers. Pittsburgh manages just 132 total yards, the fewest yards allowed by Houston in 12 seasons.

December 3 – The Oilers win at Pittsburgh 23-16 despite a blizzard and windchill temperatures of -20 degrees. RB Lorenzo White's one-yard run with 21 seconds remaining wins it as the Oilers claim sole possession of first place after the season's 13th game, the latest the team has been in first place in a season since 1967.

December 10 – The Oilers honor their 30th Anniversary "Dream Team" while defeating the T.B. Buccaneers 20-17.

December 20 – G Bruce Matthews, QB Warren Moon and G Mike Munchak are named starters for the February 4 Pro Bowl.

December 23 – In a regular season finale battle for the AFC Central Division title, the Oilers lose to the Cleveland Browns 24-20 on RB Kevin Mack's TD with 39 seconds left. The Oilers fall short after battling back from a 17-0 deficit as QB Warren Moon establishes personal bests for attempts (51), completions (32) and yards (414, most since George Blanda's 418 in 1961). Oilers set all-time single season attendance record with 451,027 fans, eclipsing 411,652 in 1978.

December 31 – In an AFC Wild Card playoff game, the Oilers lose a 26-23 OT decision to the Pittsburgh Steelers as PK Gary Anderson kicks a 50-yard field goal. Houston WR Ernest Givins catches 11 passes for 136 yards and two TDs.

MOON ERA

In February of 1984, the Oilers won a recruiting battle for a five-time Canadian Football League champion quarterback named Warren Moon and by doing so, changed the future of the franchise. Houston had a leg up on the competition with the hiring of Hugh Campbell, who coached Moon for five seasons in Canada, just a month earlier. Moon would play 10 seasons for the Oilers and lead them to the playoffs in each of his final seven seasons (1987-93) with the team and earn six Pro Bowl invitations. Moon established many of the franchise's passing records, including career passing yards (33,685), career touchdowns (196), single season passing yards (4,690 in 1991), passing yards in a game (527 at KC in 1990) and career 300-yard passing games (38). His quick release, decision-making and mobility made him a perfect fit for the Oilers high-octane passing offense. Moon's reign at quarterback for the Oilers came to end with the advent of the salary cap prior to the 1994 season. Most of the Oilers' high-priced talent was released or traded away to comply with the new NFL structure, including Moon, who was traded to Minnesota in April 1994. In 2006, Moon became the first African-American quarterback to be inducted into the Pro Football Hall of Fame.

1990

January 6 – Jerry Glanville leaves his position as Oilers' head coach by "mutual agreement."

January 9 – Jack Pardee signs a five-year contract to become the 14th head coach in Houston Oiler history. Pardee joins the Oilers after enjoying a successful three seasons as the head coach at the University of Houston.

January 30 – The Oilers extend the contract of Executive Vice President/General Manager Mike Holovak. In addition, the team names former LBs Coach Floyd Reese to the newly-created position of Assistant General Manager and promotes Quarterbacks Coach Kevin Gilbride to Offensive Coordinator. Also, the team announces the signing of a multi-year contract that allows KTRH-AM/KLOL-FM to broadcast all Oiler football games beginning in 1990.

September 23 – The Oilers win their 1990 home opener 24-10 over the Indianapolis Colts as QB Warren Moon becomes the all-time leading passer in club history. Moon throws for 308 yards (plus three TDs) to surpass George Blanda's team record of 19,149 yards. The record fell on a third quarter seven-yard pass to WR Haywood Jeffires. WR Drew Hill catches ten passes for 123 yards to help key the victory.

October 14 – QB Warren Moon passes for 369 yards and a career-best five TDs as the Oilers hammer the Cincinnati Bengals 48-17. Moon thus becomes the first player in pro football history to throw for over 20,000 yards in two different leagues (21,228 in Canadian Football League).

December 9 – The Oilers shatter several team records while drubbing Cleveland 58-14. Included among the records set are most points in a game, in a quarter (31) and in a half (45). RB Lorenzo White ties a club mark with four rushing touchdowns, the first time that has been accomplished in the NFL in two years.

December 16 – The Oilers win a key road game, beating Kansas City 27-10 at Arrowhead Stadium. QB Warren Moon again supplies the big news, completing 27-of-45 passes for 527 yards. That represents the second-best single-game passing performance in NFL history. The record belongs to the Rams' Norm Van Brocklin, who threw for 554 yards against the New York Yanks on September 28, 1951. Moon had an opportunity to break the record but declined to do so based on the Oilers' comfortable lead. Almost overshadowed by Moon's effort was WR Haywood Jeffires catching nine balls for 245 yards (including an 87-yard TD), which marked the second best receiving day in Oiler history. Charles Hennigan had 272 receiving yards versus the Patriots on October 13, 1961.

December 19 – Six Oilers are named to the AFC squad for the Feb. 3 Pro Bowl. The six include starters G Bruce Matthews, QB Warren Moon and G Mike Munchak, plus reserves DT Ray Childress, WR Ernest Givins and WR Drew Hill.

HISTORICAL HIGHLIGHTS

RUN 'N SHOOT

Born in the 1970's under the offensive master "Mouse" Davis, the "Run 'N Shoot" offense and its concepts started to enter the NFL in the late 1980's. The Houston Oilers were one of the first teams to run the pass oriented offense that featured one running back and four wide receivers. The Oilers hired June Jones, a Mouse Davis disciple, in 1987 as quarterback coach and he integrated some of the "Run 'N Shoot" concepts into offense. Jones left following the 1988 season to join Wayne Fontes in Detroit. Kevin Gilbride, who also had worked with Davis, took over in 1989 and continued to mold the offense. With Jack Pardee's arrival as head coach in 1990, the Oilers offense became a full-time "Run 'N Shoot" offense, where in previous years it was only used in passing situations. During a three-year stretch (1990-92), the Oilers ranked first in the NFL in passing yards (avg. 4,485 passing yards per season) and second in total yards (avg. 5,954 yards per season). They set a then-franchise record for points scored in 1990 with 405. Warren Moon drove the offense and under his leadership the offense took flight and his receiving corps of Drew Hill, Haywood Jeffires, Ernest Givens and Curtis Duncan totaled unbelievable numbers as they tortured NFL defenses. Head coach Jack Pardee was relieved of his duties 10 games into the 1994 season and with that came the death of the "Run 'N Shoot" offense. New head coach Jeff Fisher moved the offense back to a conventional approach in 1995.

December 30 – Led by backup QB Cody Carlson, who played for the injured Warren Moon (dislocated thumb), the Oilers earn a Wild Card playoff berth by defeating the Pittsburgh Steelers 34-14 in the Astrodome. Carlson completes 22 of 29 passes for 247 yards and three TDs. With the victory, the Oilers end up in a three-way tie for first place with Cincinnati and Pittsburgh in the AFC Central.

1991

January 6 – The Oilers' 1990 season comes to a close as they are eliminated from the playoffs by the Cincinnati Bengals. Houston loses at Riverfront Stadium 41-14 in an AFC Wild Card game.

January 26 – It is announced that Earl Campbell has been voted into the Pro Football Hall of Fame. The announcement is made in Tampa, Florida. Campbell is to be enshrined on July 27.

May 17 – The Oilers and the City of San Antonio formally sign six-year contract which will allow the Oilers to hold training camp there. Trinity University is chosen as the host school.

September 16 – In a pre-game ceremony, Earl Campbell receives his Hall of Fame ring from Hall Executive Director Pete Elliott. In the game that follows, the Oilers defeat Kansas City 17-7 to signal the first 3-0 start in franchise history.

October 13 – In a 23-20 victory over the Jets at Giants Stadium, WR Haywood Jeffires ties Charlie Hennigan's 30-year-old team record for receptions in a game with 13 (186 yards). QB Warren Moon completes 35-of-50 passes for 423 yards, which is the fifth-best total in team annals. Also, WR Drew Hill surpasses Hennigan's 410 catches to become the all-time leading receiver in Oiler history.

November 3 – Despite a 16-13 OT loss at Washington, WR Drew Hill moves past WR Ken Burrough's 6,907 receiving yards to become the Oilers' all-time leader in that category.

November 10 – QB Warren Moon establishes career highs for completions (41) and attempts (56) as he throws for 432 yards, which is fourth best in team history, in Oilers' 26-23 OT victory over Dallas. Moon also passes Fran Tarkenton's 47,003 yards and moves into second place behind Ron Lancaster on all-time professional passing yards chart.

December 8 – The Oilers defeat the Steelers 31-6 in the Astrodome as Houston captures its first-ever undisputed AFC Central Division championship. QB Warren Moon throws for 254 yards and becomes just the third QB in NFL history (Miami's Dan Marino, San Diego's Dan Fouts) to have back-to-back 4,000-yard seasons.

December 15 – QB Warren Moon surpasses Dan Marino's NFL record

(378 in 1986) for completions in a season as the Oilers beat the Browns 17-14.

December 18 – Eight Oilers (tied NFL-best), including a league-high six starters are named to the AFC team for the February 2 Pro Bowl. The six starters include CB Cris Dishman, DE William Fuller, WR Haywood Jeffires, C Bruce Matthews, G Mike Munchak and LB Al Smith. DT Ray Childress and QB Warren Moon are also named to the squad although Childress was eventually unable to play because of a back/rib injury.

December 21 – WR Haywood Jeffires becomes just the fifth player in NFL history to record 100 receptions in a single season despite the Oilers' 24-20 road loss to the Giants. Coupled with Drew Hill's 90 catches, that pair's 190 represents the most receptions by two teammates in one season in league annals. In addition, QB Warren Moon eclipses Dan Marino's NFL record (623 in 1986) for attempts in a season. DE William Fuller registers his 15th sack of the season and thus becomes the first Oiler ever to lead the conference in that category.

December 29 – The Oilers defeat the New York Jets 17-10 in an AFC Wild Card playoff game before 61,485 fans in the Astrodome. S Bubba McDowell intercepts two key passes inside the Oiler five-yard line to preserve the win.

1992

January 4 – After leading for most of the game, the Oilers end up losing a 26-24 decision to the Denver Broncos in an AFC Divisional Playoff game in front of 75,301 fans at Mile High Stadium. PK David Treadwell's 28-yard field goal with 16 seconds left in the game proves to be the deciding points. The loss mars a great performance by Oiler QB Warren Moon, who completes 75% of his passes (27 of 36) for 325 yards and three touchdowns.

March 6 – The Oilers name Steve Underwood as General Counsel. Underwood joins the Oilers from the Houston firm of Caldwell and Hurst where he has handled most of the team's legal work since 1977.

August 1 – The Oilers defeat the Dallas Cowboys 34-23 in the American Bowl in Tokyo, Japan, which marks Houston's first game outside of the United States.

August 31 – The Oilers and QB Warren Moon reach agreement on a new multi-year contract that includes a settlement of a controversial escalator clause.

September 29 – The Oilers sign free agent WR Webster Slaughter to a two-year contract. Slaughter had been one of four players who were declared free agents by a Minneapolis judge on September 24.

October 11 – In a 38-24 win at Cincinnati, QB Warren Moon ties a personal best with five TD passes to eclipse George Blanda's team record for career touchdown passes (165, Moon now has 169). Also, WR Haywood Jeffires catches three TD passes to tie the franchise record, and RB Lorenzo White rushes for a career-best 149 yards.

October 18 – QB Warren Moon becomes the leading passer in professional football history by surpassing Ron Lancaster's 50,535 yards (in 19 years). After the Oilers' heartbreaking 27-21 loss at Denver, Moon now has 50,589 yards. Moon's total, accumulated in less than 15 seasons, includes 21,228 yards in the CFL and 29,361 yards in the NFL.

November 15 – In Houston's 17-13 win at Minnesota, QB Warren Moon suffers a fractured upper left arm on a fourth quarter hit by Viking S Vencie Glenn and misses the next five games. Despite the injury, Moon becomes just the 14th NFL QB to surpass 30,000 passing yards as he accomplishes that faster (125 games) than any player in league history except for Miami's Dan Marino (114 games).

November 26 – Subbing for the injured Warren Moon, QB Cody Carlson throws for a career-high 338 yards as the Oilers defeat the Lions 24-21 on Thanksgiving Day in Detroit.

December 11 – After being diagnosed with kidney cancer, Offensive Coordinator Kevin Gilbride undergoes surgery for the removal of his cancerous kidney. He misses two games as Receivers Coach Chris Palmer and injured QB Warren Moon help to handle Gilbride's game day responsibilities.

December 23 – An NFL-best nine Oilers earn Pro Bowl honors with four players designated as starters for the February 7 game. The starters include WR Haywood Jeffires, C Bruce Matthews, G Mike Munchak and LB Al Smith. The Houston reserves feature DT Ray Childress, WR Curtis Duncan, WR Ernest Givins, QB Warren Moon and RB Lorenzo White. The inclusion of Jeffires, Givins and Duncan represents the first time ever that

HISTORICAL HIGHLIGHTS

three receivers from the same team have been designated as Pro Bowlers. **December 20** – Shortly after their exciting, come-from-behind 17-14 win at Cleveland, the Oilers learn that they have clinched a playoff berth for the sixth straight season. That represents the longest current post-season streak in the NFL.

December 27 – As Houston routs Buffalo 27-3 in the regular season finale, WR Haywood Jeffires catches six passes to finish with 90 receptions. He thus leads the AFC in that category for the third straight season, becoming only the second player since the 1970 AFL-NFL merger to accomplish that feat.

1993

January 3 – The Oilers lose a 41-38 OT decision at Buffalo in an AFC Wild Card playoff game. QB Warren Moon completes 36 of 50 passes for 371 yards and four first-half touchdowns.

January 29 – The Oilers name Buddy Ryan as the team's defensive coordinator.

July 2 – NFL Commissioner Paul Tagliabue rules in a dispute between the Oilers and Washington. Tagliabue completes a trade which sends Washington LB Wilber Marshall to Houston in exchange for the Oilers' third-round draft choice in 1994 and their fifth-round selection in 1995.

November 21 – RB Gary Brown explodes for 194 rushing yards to lead Houston to its fifth consecutive win, a 27-20 victory at Cleveland. Brown's rushing total is the highest by any AFC back in three years and the most by an Oiler in 13 years. His back-to-back running sum of 360 yards is also the team's best in 13 seasons. Brown becomes the first NFL back in ten years to gain over 100 yards in his first two career starts.

November 28 – In the Oilers' 23-3 Astrodome victory over the Steelers, WR Ernest Givins passes Drew Hill's 480 catches to become Houston's all-time leading receiver.

December 5 – As Houston captures its seventh straight win with a 33-17 home decision over Atlanta, the Oilers' defense forces seven turnovers (including a team record-tying six interceptions) for its highest such total in 16 years.

December 14 – Oilers DT Jeff Alm commits suicide following the death of his best friend in a traffic accident. The Oilers hold a memorial service for their teammate the following day.

December 19 – The Oilers clinch their second outright AFC Central Division championship with a 26-17 win over the Steelers at Three Rivers Stadium. Houston thus cements a playoff berth for the seventh consecutive season, the longest current streak in the NFL. The Oilers also become just the second team since the 1970 AFL-NFL merger to go undefeated within the AFC's Central Division (also 1975 Steelers). Against Pittsburgh, PK Al Del Greco surpasses the team record of 115 points in a single season.

December 28 – G Mike Munchak establishes an Oiler record by being named to the Pro Bowl for the ninth time (Elvin Bethea had eight appearances).

1994

January 2 – The Oilers close the regular season with their club record 11th consecutive win, a 24-0 shutout of the Jets in the Astrodome. The winning streak is the longest in the NFL in nine years as the Oilers become just the fifth team in league history to close a season with 11 straight victories. The Oilers also set a franchise record with 12 wins for the season and go undefeated in both November and December for just the third time ever. Amazingly, RB Gary Brown finished with 1,002 yards in just eight starts.

January 27 – The Oilers promote Assistant General Manager Floyd Reese to the position of Executive Vice-President/General Manager. Reese succeeds Mike Holovak, who assumes the title of Vice-President/Player Personnel and Scouting.

February 9 – Houston names Jeff Fisher as its new Defensive Coordinator, replacing Buddy Ryan, who left the Oilers to become General Manager/Head Coach of the Arizona Cardinals.

April 13 – The Minnesota Vikings announce that they have reached an agreement to acquire QB Warren Moon from the Oilers in exchange for draft choices.

August 15 – The Oilers defeat the Dallas Cowboys 6-0 before 112,376 fans at Azteca Stadium in Mexico City. The in-house attendance is the largest ever for an NFL game.

September 4 – WR Ernest Givins becomes Oilers' all-time receiving yardage leader, surpassing Drew Hill's mark of 7,477. Givins would end the

season with 7,935 yards on 542 career receptions.

November 6 – G Mike Munchak, who announced his retirement on July 21, 1994 to join the Oilers under the title of Assistant to Football Operations, is honored by Oiler Owner/President K.S. "Bud" Adams, Jr., by having his No. 63 jersey retired at halftime ceremonies of Oilers-Steelers game.

November 14 – After a 1-9 start, Head Coach Jack Pardee and Assistant Head Coach/Offense Kevin Gilbride are relieved of their duties. Jeff Fisher is elevated to title of Head Coach/Defensive Coordinator.

December 24 – Houston closes out season with 24-10 victory over the N.Y. Jets for Fisher's first win as a head coach.

1995

January 5 – Oilers announce that Jeff Fisher will remain as head coach, officially becoming the 15th head coach in franchise history.

January 17 – As his first hire, Fisher brings in Jerry Rhome under the title of Offensive Coordinator.

March 3 – The Oilers jump into the free-agent pool and sign the NFL's all-time leading kickoff returner, Mel Gray. Gray joins the Oilers after successful stints with the Detroit Lions and New Orleans Saints.

March 7 – The team announces five-year contract with KHTV/Channel 39 to broadcast Oilers' preseason games. The pact reunites the team and KHTV, which carried Oilers preseason action in '89.

March 23 – Houston lures in one of the most coveted unrestricted free agents by signing C Mark Stepnoski from the Dallas Cowboys.

March 28 – The Oilers sign veteran QB Chris Chandler from the Rams.

April 22 – With the third overall choice in the draft, Houston selects Alcorn State QB Steve McNair.

July 25 – QB Steve McNair signs contract at press conference held at Oilers' training camp.

August 11 – Tennessee newspaper reports that Nashville Mayor Phil Bredesen is meeting with Oiler officials. Nashville is willing to build new stadium if it will attract a professional team. K.S. "Bud" Adams, Jr. and Bredesen execute an agreement that gives the City of Nashville a 70-day exclusive negotiating period with the Houston Oilers to build a stadium and relocate the team.

August 19 – Oilers-Chargers preseason game is canceled by NFL after field is deemed unplayable for safety reasons.

September 3 – The Oilers travel to Jacksonville and defeat the Jaguars 10-3 in the expansion team's inaugural game.

September 24 – QB Chris Chandler connects on 23 of 26 passes for 352 yards and four touchdowns, leading Oilers to a 38-28 win over the Bengals at Riverfront Stadium. Chandler's 88.46 completion percentage misses the NFL record by one completion. Chandler, who hooked up with rookie WR Chris Sanders on touchdown passes of 58 and 46 yards, is named AFC Offensive Player of the Week.

November 2 – Oilers' long-time equipment assistant Bill "Mojo" Lackey passes away after a massive stroke.

November 5 – Oilers win 37-10 over Browns and dedicate game to "Mojo" and his family. The win marks the Oilers' largest margin of victory at Cleveland since a 40-10 decision on Oct. 12, 1975.

November 12 – K.S. "Bud" Adams, Jr. and the Oilers announce the establishment of the Bill "Mojo" Lackey Memorial Award, which would be given to the player, coach or front office staff member that best exemplifies the qualities of the former equipment assistant. A \$10,000 check is given to the winner to be awarded to charity in his or her name.

November 16 – K.S. "Bud" Adams, Jr. and Nashville Mayor Phil Bredesen sign a relocation agreement to move the Oilers to Tennessee.

December 14 – G Bruce Matthews, S Blaine Bishop, CB Darryll Lewis and C Mark Stepnoski are selected to the Pro Bowl. Matthews sets the Oiler mark for consecutive selections with his eighth consecutive Pro Bowl honor.

December 17 – Paul "Hoss" Noska, equipment assistant, is honored with the first Bill "Mojo" Lackey Memorial Award.

1996

March 26 – Oilers sign veteran WR Willie Davis from the Kansas City Chiefs.

April 20 – After trading down in the first round (from 9th to 17th) to acquire extra picks from Oakland, General Manager Floyd Reese and Head Coach

HISTORICAL HIGHLIGHTS

McNAIR AND GEORGE

First round draft picks in consecutive years, QB Steve McNair (drafted in 1995) and RB Eddie George (drafted in 1996) became the centerpieces of a team that advanced to the playoffs in four of five years (1999, 2000, 2002, 2003). From 1997, McNair's first season as a starter, until Eddie George's final season as a Titan in 2003, the two combined to pull the franchise to new heights, including the team's first Super Bowl appearance (XXXIV).

The duo started in the same backfield 107 times during their seven seasons together and posted a 67-40 record (.626 winning percentage) in those games, and 5-4 in postseason. The 2003 season would be memorable for both as McNair was named Co-MVP of the NFL, becoming only the franchise's second player to garner the honor (Campbell in 1979) and George became the franchise's all-time leading rusher, passing Earl Campbell and becoming only the 17th running back to reach 10,000 career rushing yards.

Each player personified toughness with legendary stories told of McNair returning from injuries to lead his team to victory and George never missing a start in his eight year franchise career - 128 games - which represented the most consecutive starts in NFL history for a running back to start a career.

On June 12, 2019, Titans controlling owner Amy Adams Strunk announced that McNair's No. 9 jersey and George's No. 27 jersey would be retired by the club.

Jeff Fisher execute a trade with the Seattle Seahawks to move back up to the 14th spot in the 1996 draft to select Heisman Trophy winner Eddie George from Ohio State. Sent to the Seahawks in the trade was DT Glenn Montgomery.

April 30 – The National Football League approves the team's relocation to Nashville in a special owners' meeting held in Atlanta, Ga.

May 3 – Adding more weapons to the offense, the Oilers agree to terms with RB Ronnie Harmon from the San Diego Chargers.

May 7 – Voters of Davidson County in Nashville, Tenn., overwhelmingly approve a referendum held to decide on the use of public funding for a new downtown stadium.

October 20 – With a 22-yard field goal, K Al Del Greco sets the club record for most career field goals, surpassing K Tony Zendejas (117).

October 27 – Del Greco kicks the longest field goal in team history with a 56-yarder at the end of the first half versus the 49ers.

November 17 – In a clash with the Miami Dolphins, G Bruce Matthews becomes the Oilers' all-time leader in games played with his 211th contest, breaking Elvin Bethea's mark of 210. Matthews would go on to also set the team marks for most consecutive games played and started.

December 12 – G Bruce Matthews, S Blaine Bishop, C Mark Stepanoski and ST player John Henry Mills are selected to the Pro Bowl. Matthews extends the Oiler mark for consecutive selections (9) and ties G Mike Munchak for most overall selections (9).

December 15 – Oilers play their final game in Houston with a 21-13 loss to the Cincinnati Bengals in the Astrodome.

December 22 – RB Eddie George finishes the 1996 season with 1,368 yards rushing en route to Rookie of the Year accolades. In addition, George's ground totals were only 82 yards shy of RB Earl Campbell's rookie record of 1,450. On this day, George would also help the Oilers to a 24-21 win over the Baltimore Ravens for a franchise-best 6-2 road record.

1997

January 1 – The team promotes linebackers coach Gregg Williams to defensive coordinator.

January 3 – After relieving Jerry Rhome of his duties, the Oilers make wide receivers coach Les Steckel the team's offensive coordinator/quarterbacks

coach.

February 24 – Oilers trade QB Chris Chandler to the Atlanta Falcons for two 1997 draft choices (4th and 6th).

May 3 – City of Nashville holds ground-breaking ceremonies for the team's downtown stadium.

May 8 – After formulating an agreement earlier with Harris County (Houston), K.S. "Bud" Adams, Jr. and Astrodome USA owner Drayton McLane, Jr. reach a settlement for the final year of Oilers' lease at the Astrodome. Under appointed mediator Alice Oliver Parrott, the two sides clear the biggest step in the team's ability to play games in Tennessee for the 1997 season.

June 5 – Oilers reach agreement with Memphis Sports Authority, clearing the way for the team to play its games in the Liberty Bowl.

June 12 – Oilers hold press conference in Nashville to formally announce the club's intention to play the 1997 season in Tennessee, and introduce an inaugural patch and logo which merges the Oilers traditional "Oil derrick" with the Tennessee state flag.

July 18 – Oilers players report to Tennessee State University for their first training camp in the state of Tennessee. Also, Oilers sign DE Kenny Holmes, 1997 first-round selection, to a four-year contract.

July 19 – Oilers sign GM Floyd Reese to a four-year extension running through 2001 season.

August 2 – Oilers play first preseason game of 1997 season at Liberty Bowl in Memphis, falling to the New Orleans Saints 21-12.

August 9 – Oilers play their first ever game at Vanderbilt Stadium, an 18-12 preseason loss to Washington.

August 15 – Oilers move into their temporary training facility in Bellevue.

August 23 – Oilers promote Don MacLachlan to Executive Vice President of Marketing, Broadcasting, and Ticketing.

August 27 – Oilers sign free agent SS Blaine Bishop.

August 31 – Oilers open their inaugural season in the state of Tennessee with a 24-21 overtime win over the Oakland Raiders at Liberty Bowl. RB Eddie George ties Billy Cannon's franchise record for rushing yards in a game with 216 yards on 35 carries. With the game-winning field goal in overtime, K Al Del Greco becomes the Oilers all-time points leader, surpassing George Blanda's total of 596 points.

October 27 – In their first-ever trip to Arizona, the Oilers defeat the Cardinals 41-14.

November 27 – Oilers defeat Dallas 27-14 on Thanksgiving Day in front of a national-television audience. It marked the first regular season game in Texas for the Oilers since their move to Tennessee.

December 11 – G Bruce Matthews, RB Eddie George, and SS Blaine Bishop are selected to the Pro Bowl. Matthews extends the mark for consecutive selections (10) and surpasses G Mike Munchak for most overall selections (9).

December 14 – Oilers fall to the Baltimore Ravens 21-19 in the final game at Baltimore's Memorial Stadium. It marked the second time the Oilers closed the stadium, because on Dec. 18, 1983, the Oilers played at the Baltimore Colts in what would be their final game in Baltimore.

December 21 – Oilers close their inaugural season in Tennessee with an 8-8 record after a 16-6 win over Pittsburgh in Memphis.

1998

February 14 – Oilers agree to terms with free agent WR Yancey Thigpen from Pittsburgh.

February 19 – Oilers agree to terms with free agent P/K Craig Hentrich from Green Bay.

February 24 – Oilers reach agreement with Shelby County Sports Authority and Memphis Park Commission to be released from the final year of their lease at the Liberty Bowl.

March 4 – Oilers and Vanderbilt University reach tentative agreement for the Oilers to play at Vanderbilt Stadium for the 1998 season.

March 11 – Oilers agree to terms with free agent TE Jackie Harris from Tampa Bay.

April 16 – A tornado rips through Nashville, damaging three cranes and 10 portable trailers at the Oilers East Bank Stadium construction site.

April 18 – In the franchise's first draft as the Tennessee Oilers, the club selects WR Kevin Dyson from Utah with its first-round selection (16th

HISTORICAL HIGHLIGHTS

HOUSTON OILERS TO TENNESSEE TITANS

After trying unsuccessfully for many years to construct a deal with the city of Houston for a new football or multi-use stadium, Oilers owner K.S. "Bud" Adams, Jr. decided that moving his franchise to another city might be the only solution left to keep the team financially competitive. In the spring of 1995, research was completed and several cities were identified as desirable for relocation and at the top of the list was Nashville, Tenn.

In the summer of 1995, Adams contacted Nashville's mayor, Phil Bredesen, to see if the city would be interested in having the team relocate to the region. A 70-day exclusive negotiating period was agreed to and in November the two had signed a relocation agreement that would bring the Oilers to Nashville. In April of 1996, the NFL approved the team's relocation and on May 7th, the voters of Davidson County approved a referendum on using public funding for the new downtown stadium.

Dec. 15, 1996 would mark the Oilers final home game at the Astrodome in Houston – a 21-13 loss to Cincinnati in front of 15,131 fans. In May of 1997, the team reached a settlement with the Astrodome that let them escape the final year of the contract and allowing the team to play the 1997 season in Tennessee.

With the new stadium in Nashville still two years from completion, the team decided to play at Memphis' Liberty Bowl until the stadium was complete. The Tennessee Oilers opened their inaugural season in the state of Tennessee with a 24-21 overtime win over the Oakland Raiders at the Liberty Bowl in front only 30,000 fans.

The Oilers struggled with low attendance throughout the 1997 season and by March of 1998, the Oilers reached an agreement to play the 1998 season at Vanderbilt Stadium in Nashville. Crowds at Vanderbilt Stadium were an improvement from the previous year, but the team could only muster a 3-5 home mark. During the 1998 season, Adams announced the Oilers name would be retired and the team would be renamed the Titans as they entered their new stadium for the 1999 season.

In April of 1999, the team unveiled their new Titans uniforms and in August the team played its first game at Nissan Stadium (named Adelphia Coliseum at the time). The 1999 season ended with the franchise's first Super Bowl berth in the team's 40-year history. A total of 20 players endured the entire odyssey of playing in Houston in 1996, Memphis in 1997, Vanderbilt in 1998 and LP Field in 1999.



Bud Adams presents Nashville Mayor Phil Bredesen with an official team jersey.

overall) in the NFL Draft.

April 23 – Oilers finalize deal to play at Vanderbilt Stadium for the 1998 season.

May 15 – Oilers finalize deal to acquire land in MetroCenter for a permanent practice facility to be finished in the summer of 1999.

May 28 – Oilers reach agreement with Tennessee State University to hold the Oilers 1998 Training Camp on TSU's campus. It marks the first time in club history that the Oilers have had consecutive training camps outside the state of Texas.

July 29 – Owner K.S. "Bud" Adams, Jr., listens to the Tennessee fans and announces that he will change the name of the team. An advisory council is later formed to research names and a "Guess the Name" contest is introduced to fans to gain additional feedback.

Oct. 18 – Oilers win first home game in Nashville, a 44-14 victory over Cincinnati.

Oct. 29 – Former Oiler and nine-time Pro Bowl Guard Mike Munchak is announced among 76 nominees for the Pro Football Hall of Fame.

Sept. 12 – Oilers play first regular season home game in Nashville vs. San Diego Chargers.

Nov. 4 – First Oilers coach, Lou Rymkus, passes away at 78.

Nov. 14 – Oilers owner K.S. "Bud" Adams, Jr., announces that the Oilers will become the "Tennessee Titans" beginning in 1999. "We wanted a new nickname to reflect strength, leadership and other heroic qualities," Adams said.

Dec. 22 – Oilers owner K.S. "Bud" Adams, Jr., unveils new Tennessee Titans logo and colors, featuring the fire of the Titans and exemplifying power, strength, knowledge and excellence. "I feel we have developed a logo that fans throughout the state of Tennessee and around the country will embrace for years to come," Adams said.

Dec. 26 – Oilers era comes to end against Minnesota Vikings.

1999

January 1 – G Bruce Matthews and P Craig Hentrich earn All-Pro honors.

February 8 – G Bruce Matthews, P Craig Hentrich, RB Eddie George & TE Frank Wycheck represent AFC in Pro Bowl.

February 26 – Steve Walters (WR's) and Jim Washburn (DL) added to coaching staff.

April 13 – Titans unveil new uniforms and helmets before packed crowd at the new stadium.

April 17 – Titans make Florida DE Jevon Kearse their first selection in the 1999 NFL Draft.

May 3 – Veteran players tour stadium and practice facility. Mr. Adams presents pair of tickets to each stadium worker in appreciation of their hard work.

May 3 – George Henshaw promoted to Assistant Head Coach/Running game. Jim Schwartz added to staff as Defensive Assistant/Quality Control Coach.

May 8 – Final auditions determine first ever Titans cheerleading squad.

May 13 – 11-time Pro Bowl offensive lineman Bruce Matthews re-signs with team.

May 14 – Stadium lights turned on for 100-hour test.

May 17 – Titans announce that 1999 training camp will be held at Baptist



Eddie George, Frank Wycheck, Craig Hentrich and Blaine Bishop model the Titans' new uniforms in 1999.

HISTORICAL HIGHLIGHTS

HOME SWEET HOME

The newly-named Tennessee Titans opened their new stadium, Adelphia Coliseum (eventually to be named Nissan Stadium) with the regular season opener on Sept. 12, 1999 against the Cincinnati Bengals. The back and forth game would end with the Titans hanging on for a 36-35 win. The win would start a historic streak of 12 consecutive wins to open the new stadium. The 12 consecutive wins were the most in the modern era for a new stadium (Texas Stadium, 9 wins in 1971) and one short of the all-time record by the Buffalo Americans in 1920. The Titans first loss in their new home would come against the Baltimore Ravens on Nov. 12, 2000. The winning streak actually began in the spring of 1998, when a devastating tornado ripped through Nashville, but only gave a glancing blow to the under construction stadium and sparing it from destruction.

Sports Park in Bellevue.

May 18 – Stadium sod is laid down.

July 8 – Adelphia Coliseum name and logo are unveiled at a downtown ceremony.

July 23 – Titans name former Minnesota Senior Vice President Jeff Diamond President and Chief Operating Officer, and agree to terms with former Pittsburgh Pro Bowl quarterback Neil O'Donnell.

July 27 – The Titans sign their first-round draft selection, Florida DE Jevon Kearse, to a multi-year contract.

August 15 – The Tennessee franchise plays its first preseason game under the name Titans, a 22-20 loss at Kansas City. The game is the first in franchise history played in a uniform other than the Oilers.

August 27 – Titans defeat Atlanta, 17-3, in the first preseason game at Adelphia Coliseum.

September 2 – Owner K.S. "Bud" Adams, Jr. and his wife, Nancy, announce the creation of the Tennessee Titans Foundation, an organization established to serve the charitable interests of the state of Tennessee by providing financial support and other resources to non-profit organizations, enriching and strengthening communities throughout the state. Adams donates \$500,000 to start the foundation.



Faith Hill sings at inaugural game of the new stadium.

September 5 – Cornerback Darryll Lewis, the team leader in interceptions in each of the past five seasons, is released.

September 12 – Al Del Greco kicks a 33-yard field goal to lift the Titans to a 36-35 win over Cincinnati in the first regular season game and victory at Adelphia Coliseum. The win, in front of 65,272 fans, is the team's first as the Titans, and quarterback Steve McNair passes for a career-high 341 yards in the victory.

September 26 – The team wins its first road contest as the Titans, a 20-19 victory at Jacksonville sealed by a Samari Rolle interception in the end zone with under a minute remaining.

October 31 – Steve McNair returns after missing five games because of a back injury to lead the Titans to defeat the previously-unbeaten St. Louis Rams, 24-21 at Adelphia Coliseum. McNair is named Miller Lite NFL Player of the Week for his performance in the victory.

December 19 – Tennessee clinches the franchise's first playoff berth since 1993 with a 30-17 win over Atlanta at Adelphia Coliseum.

December 22 – G Bruce Matthews, RB Eddie George, DE Jevon Kearse and TE Frank Wycheck are named to the AFC team for the Pro Bowl. Matthews extends his franchise records for consecutive and overall selections (12), and Kearse becomes the first rookie defensive end

selected to the Pro Bowl in AFC history and the first in the NFL since 1978. **December 26** – Tennessee defeats Jacksonville for the fourth consecutive time, a 41-14 victory in which Steve McNair throws five touchdown passes. McNair earns his first AFC Offensive Player of the Week and his second Miller Lite NFL Player of the Week honor this season for his efforts. The win completes the first unbeaten home regular season in club history.

2000

January 8 – In a play known as the "Music City Miracle," Kevin Dyson returns a Frank Wycheck lateral on a kickoff return 75 yards for a touchdown, lifting the Titans to a 22-16 victory in the AFC Wild Card playoff game over the Buffalo Bills. The improbable play, which occurred with just 16 seconds remaining in the game, gives the franchise its first playoff win in Tennessee in addition to its first since 1993.

January 16 – Eddie George rushes for 162 yards, including a 68-yard touchdown run, as the Titans defeat the Indianapolis Colts, 19-16, in an AFC Divisional Playoff game at the RCA Dome.

January 23 – The Titans beat Jacksonville for the third time of the season and fifth consecutive time, using 23 second-half points en route to a 33-14 win at Alltel Stadium in Jacksonville. Steve McNair runs for two touchdowns and Derrick Mason returns a kickoff 80 yards in the win. The win sends Tennessee to its first Super Bowl in franchise history and its first AFC/AFL Championship since 1961.

January 30 – The Titans fall short in their quest to win Super Bowl XXXIV, as Kevin Dyson is stopped one yard short of the end zone on the final play of the game in a 23-16 St. Louis Rams victory.



Kevin Dyson races down the sideline in the Music City Miracle.



The Titans battle the Rams at Super Bowl XXXIV in Atlanta.

February 16 – The Titans sign unrestricted free agents LB Randall Godfrey (Dallas) and T Fred Miller (St. Louis).

March 7 – Mike Heimerdinger is named offensive coordinator, replacing Les Steckel.

March 13 – Craig Johnson (quality control/offense) and Ronnie Vinklerak (quality control/defense) are added to the coaching staff, while Jim Schwartz is promoted to linebackers coach.

June 15 – The Titans extend the contract of Head Coach Jeff Fisher and expand his title to Executive Vice President.

July 19 – The Titans extend the contract of RB Eddie George.

August 14 – The Titans host Monday Night Football for the first time since moving to Tennessee. A sell-out crowd of 68,072 at Adelphia Coliseum watch the Titans defeat St. Louis, 30-3, in a preseason Super Bowl XXXIV rematch.

October 16 – The Titans host their first regular season Monday Night Football game at Adelphia Coliseum, a 27-13 victory over the Jacksonville Jaguars.

November 12 – Tennessee's NFL record of 12 consecutive victories to

HISTORICAL HIGHLIGHTS

open a new stadium ends in a 24-23 loss to the Baltimore Ravens.

December 14 – S Blaine Bishop, RB Eddie George, T Brad Hopkins, DE Jevon Kearse, KR Derrick Mason, G Bruce Matthews, CB Samari Rolle and TE Frank Wycheck are named to the AFC team for the Pro Bowl. QB Steve McNair is added as an alternate, giving the Titans nine players on the Pro Bowl roster, the most for the franchise since nine players were selected in 1992.

December 17 – At Cleveland, Bruce Matthews passes brother Clay on NFL games played list at 279 games. Both are honored in pre-game ceremony.

December 25 – The Titans clinch the AFC Central Division Championship with a 31-0 victory against the Dallas Cowboys, earning a 13-3 record for the second-consecutive season and home-field advantage throughout the playoffs. The defensive unit finishes the season ranked first overall in the NFL.

2001

January 7 – Baltimore defeats the Titans, 24-10, in an AFC Divisional Playoff game at Adelphia Coliseum.

February 1 – Defensive coordinator Gregg Williams is hired as head coach of the Buffalo Bills.

February 2 – Jim Schwartz is promoted to defensive coordinator.

February 6 – Gunther Cunningham, former Kansas City Chiefs head coach, is named assistant head coach defense/linebackers.

February 22 – Everett Withers is named defensive backs coach.

March 2 – The Titans re-sign unrestricted free agent WR/KR Derrick Mason, who set an NFL record in 2000 with 2,690 all-purpose yards.

March 7 – The Titans agree to terms with unrestricted free agent K Joe Nedney from the Carolina Panthers.

March 8 – Former Pro Bowl safety Chuck Cecil is hired as defensive quality control coach.

March 28 – The Titans agree to trade their first pick (29th overall) in the 2001 NFL Draft to the St. Louis Rams for defensive end Kevin Carter.

April 21 – The Titans select DB Andre Dyson with their first selection (2nd round/60th overall) in the 2001 NFL Draft.

May 22 – The NFL announces its plans to realign divisions beginning in 2002, placing the Titans in the new AFC South with the Jacksonville Jaguars, Indianapolis Colts and expansion Houston Texans.

August 4 – Mike Munchak, Titans offensive line coach and former Houston Oilers guard, is inducted in the Pro Football Hall of Fame after being selected for enshrinement on Jan. 27.

September 25 – Former Nashville Kats (Arena Football League) Head Coach Pat Sperduto is hired as director of arena football league operations.

October 7 – Starting at center in Baltimore, Bruce Matthews plays in his 283rd NFL game and surpasses Jim Marshall for first place on league's all-time list for games played among non-kickers.

December 30 – Eddie George records a season-high 130 yards rushing against Cleveland, marking the 30th 100-yard game of his career. Additionally, George becomes the first RB in franchise history to post 200 career pass receptions.

2002

January 2 – Bruce Matthews is named to his 14th consecutive Pro Bowl, tying him with Merlin Olsen for the most Pro Bowl selections in league history. Jevon Kearse also is selected for the third consecutive year.

April 5 – The team begins its fifth annual Tennessee Titans Caravan. With 16 players plus staff participating, Titans Caravan V goes on to make 64 stops, including 27 schools, in Tennessee, Kentucky and Alabama over a two-week period.

April 20 – The Titans select DT Albert Haynesworth with their first pick (15th overall) in the 2002 NFL Draft.

April 30 – Titans owner K.S. "Bud" Adams announces that he has purchased an expansion Arena Football League team that will begin play in Nashville in 2004. The team will keep the name of the previous AFL team that played in Nashville, the Nashville Kats.

May 15 – The Titans reach an agreement with Citadel Communications to move the Titans' flagship radio station to Nashville's 103 WKDF (103.3 FM).

May 30 – Craig Johnson is promoted to quarterbacks coach. Ned James

is hired as offensive assistant.

June 4 – The Titans reach a tentative agreement with Adelphia Business Solutions to have Adelphia's name removed from the coliseum, pending court approval.

July 15 – Offensive lineman Bruce Matthews officially announces his NFL retirement from the offices of Titans owner K.S. "Bud" Adams, Jr., in Houston, Texas

September 7 – Titans owner Bud Adams unveils his team's PSL Founder's Club display at Coliseum.

December 1 – RB Eddie George becomes franchise's all-time leading rusher, passing Earl Campbell, in victory at New York Giants.

December 8 – Former Titans/Oilers offensive lineman Bruce Matthews is inducted into Titans' Hall of Fame and has his jersey retired during special halftime ceremony during Colts game.

December 22 – Titans clinch inaugural AFC South Division with 28-10 victory at Jacksonville.

December 29 – Titans go undefeated in inaugural AFC South division with 13-3 victory at Houston, securing a first-round bye in playoffs. The Titans become NFL's third team to advance to playoffs after starting their season 1-4.

2003

January 1 – QB Steve McNair finishes third in league MVP voting behind Rich Gannon and Brett Favre.

January 11 – Titans defeat Steelers 34-31 in bruising AFC Divisional Playoff Game.

January 19 – Titans play in franchise's fourth AFC Championship Game, but fall short at Oakland, 41-24.

January 25 – Former Houston Oilers DE Elvin Bethea named to the Pro Football Hall of Fame's 2003 class.

February 3 – Head coach Jeff Fisher coaches the AFC to a 45-20 victory in Pro Bowl.

February 7 – Titans president Jeff Diamond signs a new one-year contract.

April 26 – Titans select CB Andre Woolfolk with their first pick (28th overall) in the 2003 NFL Draft.

June 25 – Head coach Jeff Fisher agrees to terms on a long-term contract extension.

December 7 – Frank Wycheck becomes the fourth tight end in NFL history to record 500 career receptions in Tennessee's 29-27 loss at home to Indianapolis.

December 7 – WR Derrick Mason catches six passes for 64 yards at home vs. Indianapolis to record his third consecutive 1,000-yard receiving season.

December 18 – The NFL announces that four Titans are going to the 2004 Pro Bowl – QB Steve McNair (named the starter), along with LB Keith Bulluck, WR Derrick Mason, and P Craig Hentrich. OT Brad Hopkins would later be named to the Pro Bowl as a reserve.

December 21 – QB Steve McNair leads a miraculous comeback at Houston, throwing the game-winning touchdown to Drew Bennett with 17 seconds left in Tennessee's 27-24 victory on the road. In the process, McNair surpasses 3,000 passing yards for the season, joining Warren Moon as only the second QB in franchise history to do so four times.

December 28 – Recently re-signed QB Neil O'Donnell starts following injuries to Steve McNair and Billy Volek. He threw for 232 yards and a pair of touchdowns in Tennessee's season-ending 33-13 victory over the defending Super Bowl Champion Tampa Bay Buccaneers. It marked O'Donnell's last NFL game as he would announce his retirement following the season. Eddie George becomes the 17th running back in NFL history to record 10,000 rushing yards in the team's victory over the Bucs. George rushes for 87 yards to push him over the 1,000-yard rushing mark for the seventh time in his eight NFL seasons. It marked the final regular season game and the final home game for George as a Titan.



Joe Nedney's field goal beats Steelers.

HISTORICAL HIGHLIGHTS



Eddie George salutes the fans following his final home game as a Titan.

2004

January 2 – QB Steve McNair named NFL's co-MVP along with Colts QB Peyton Manning. Each player receives 16 votes from a national panel of 50 journalists.

January 3 – Titans defeat Ravens 20-17 in AFC Wild Card Playoff Game in Baltimore.

January 10 – Titans fall at New England in AFC Divisional Playoff Game, the coldest playoff game in franchise history (four degrees, minus 10 wind chill).

January 11 – K Gary Anderson, the NFL's all-time leading scorer (2,346 points), announces his retirement after 22 seasons.

January 20 – Titans owner K.S. "Bud" Adams re-assumes team president role after Jeff Diamond's contract expires.

January 23 – TE Frank Wycheck announces his retirement from the NFL after 11 seasons in the league.

April 24 – Titans select a league-high 13 players in the 2004 NFL Draft, including three players in the second round (the team traded its first-round pick) – TE Ben Troupe, DE Travis LaBoy and DE Antwan Odom.

July 22 – Titans release RB Eddie George.

September 11 – The Titans season opener at Miami is played on Saturday instead of Sunday due to impending Hurricane Ivan. Titans running back Chris Brown rushes for 100 yards in his first NFL start en route to the team's 17-7 victory.

October 11 – On Monday Night Football, Steve McNair quarterbacks the Titans to a 48-27 victory over Green Bay to give him 71 career wins as a starter, surpassing Warren Moon's previous franchise record of 70 victories. The 48 points set a Lambeau Field record for a visiting team. Also in the game, running back Chris Brown carries 27 times for 148 yards and two touchdowns, joining Stump Mitchell (St. Louis Cardinals) and Don Calhoun (New England Patriots) to become the third player in NFL history to gain 100 or more rushing yards in four of his first five NFL starts.

December 13 – Running back Chris Brown totals 91 yards against Kansas City to become the franchise's eighth player to eclipse 1,000 season rushing yards. He finishes the season with 1,067 yards on 220 carries.

December 19 – Titans quarterback Billy Volek becomes fourth quarterback in NFL history to pass for 400 or more yards in two consecutive games after passing for 426 yards against Kansas City (12/13) and 492 yards at Oakland (12/19). The 918-yard total is the second-best two-game total in NFL history behind Phil Simms' record of 945 yards (1985).

2005

January 28 – The Arena Football League's Nashville Kats begin play under owner K.S. "Bud" Adams, Jr., winning 47-38 at the Columbus Destroyers.

February 9 – University of Southern California assistant Norm Chow is hired as Titans offensive coordinator after a 32-year career in college football.

February 21 – Titans part ways with six veterans – K Joe Nedney, DE Kevin Carter, CB Samari Rolle, RB/FB Robert Holcombe, T Fred Miller and WR Derrick Mason – due to salary cap concerns.

April 23 – Titans select West Virginia cornerback Adam "Pacman" Jones with the sixth overall pick in the 2005 NFL Draft.

May 6 – Titans owner K.S. "Bud" Adams, Jr. pledges \$600,000 over three years for scholarship program that provides money for college for one student-athlete from every high school in Tennessee.

September 6 – Through his foundation, quarterback Steve McNair organizes a relief drive for victims of Hurricane Katrina. Titans fans respond in droves, arriving at LP Field to fill over 20 tractor trailers worth of goods to be sent to the Gulf Coast region.

September 18 – Titans General Manager Floyd Reese becomes the first GM in team history to record 100 wins as the Titans defeat the Ravens by a score of 25-10.

October 9 – Head Coach Jeff Fisher becomes the 34th coach in NFL history and the first in franchise history to notch 100 wins as the Titans win at Houston by a score of 34-20. Also in the game, quarterback Steve McNair became the 49th player in NFL history and second player in franchise history to reach 25,000 career passing yards.

2006

February 12 – Titans defensive end Kyle Vanden Bosch plays in his first career Pro Bowl. In his first season with the Titans, Vanden Bosch finished fourth in the NFL with 12.5 sacks, the most by a team member since 1999.

February 24 – K.S. "Bud" Adams, Jr. is inducted into the Tennessee Sports Hall of Fame.

March 13-15 – After a delay to the start of the NFL year due to collective bargaining talks between the league and the NFL Players Association, the Titans strike quickly in the initial days of free agency. They agree to terms with four veteran unrestricted free agents – linebacker David Thornton (Indianapolis), wide receiver David Givens (New England), center Kevin Mawae (N.Y. Jets) and safety Chris Hope (Pittsburgh) – within a three day span.

April 29 – Titans select quarterback Vince Young out of the University of Texas with the third overall pick in the 2006 NFL Draft.

June 6 – Titans and Louisiana Pacific Corporation reach an agreement on a new naming rights sponsorship that calls for the team's home stadium to be named LP Field. LP obtains the naming rights for 10 years.

June 9 – Titans trade quarterback Steve McNair to the Baltimore Ravens in exchange for a fourth-round draft choice in 2007.

June 14 – Offensive tackle Brad Hopkins announces his retirement from the NFL. Hopkins retires after playing in 194 games, the third-most in franchise history at the time (Matthews, Bethea). His 188 starts were the second-most in team history for an offensive lineman (Matthews).

July 29 – Titans sign first-round pick, QB Vince Young.

August 26 – Steve Underwood promoted to Senior Executive Vice President/Chief Operating Officer.

September 3 – Titans bring back Robaire Smith after the defensive tackle was waived by Houston.

August 5 – Former Houston Oilers QB Warren Moon is inducted into the Pro Football Hall of Fame.

November 26 – Trailing 21-0 entering the fourth quarter, Vince Young leads the Titans to 24 unanswered points, posting the largest comeback by a rookie QB in NFL history. Rob Bironas' 49-yard field goal caps the stunning victory over the Giants at LP Field.

December 3 – Rob Bironas kicks franchise-long 60-yard field goal to beat the Colts, 20-17, at LP Field. The 60-yarder tied Steve Cox and Morten Andersen for the fourth-longest field goal in NFL history.

December 10 – Vince Young returns to his hometown and runs for a 39-yard touchdown in overtime to defeat the Texans, 26-20, at Reliant Stadium.

December 31 – Titans exercise 2007 option on head coach Jeff Fisher's contract.

2007

January 3 – Vince Young named the Associated Press Offensive Rookie of the Year.



Steve McNair is named NFL co-MVP at the conclusion of the 2003 season.

HISTORICAL HIGHLIGHTS

January 5 – After 13 seasons at the helm, Floyd Reese resigns as general manager of the Titans.

February 1 – Vince Young named Diet Pepsi NFL Rookie of the Year.

February 3 – Former offensive lineman Bruce Matthews becomes the first franchise player that wore the Titans uniform to be voted into the Pro Football Hall of Fame.

February 10 – Vince Young becomes the first rookie quarterback in NFL history to play in the Pro Bowl.

February 12 – Titans name former Oilers safety Mike Reinfeldt the team's new General Manager.

February 28 – Vincent Marino hired from NFL office as Senior Director of Football Administration.

April 10 – NFL suspends Adam "Pacman" Jones for 2007 season.

April 23 – Titans hire Lake Dawson as Director of Pro Personnel.

April 28 – Titans select Texas DB Michael Griffin with the 19th overall pick in the NFL Draft.

May 3 – Titans announce they will conduct 2007 training camp at Baptist Sports Park.

August 4 – Bruce Matthews inducted into Pro Football Hall of Fame.

August 4 – NFL Commissioner Roger Goodell visits Titans training camp.

September 24 – Keith Bulluck intercepts a career-high three passes as the Titans cruise to a 31-14 victory at New Orleans on Monday Night Football.

October 21 – Rob Bironas kicks an NFL-record eight field goals, including a game-winning 29-yarder, as the Titans defeat the Houston Texans 38-36 at Reliant Stadium.

December 30 – Titans win last three regular season games, including a 16-10 victory at Indianapolis in the season finale to clinch the AFC's final playoff spot and the team's first postseason berth since 2003.

2008

January 6 – Vince Young becomes the youngest quarterback in franchise history to start in playoffs as the Titans fall 17-6 at San Diego in an AFC Wild Card game.

January 15 – Titans release offensive coordinator Norm Chow of his duties.

January 17 – Titans hire Mike Heimerdinger as offensive coordinator.

February 10 – Albert Haynesworth, Kyle Vanden Bosch and Rob Bironas play in Pro Bowl.

February 20 – Titans use franchise tag on DT Albert Haynesworth.

February 27 – Titans agree to terms with WR Justin Gage to long-term contract.

March 6 – Titans sign former Eagles DE Jevon Kearse as unrestricted free agent.

March 12 – Titans sign former Jets WR Justin McCareins as an unrestricted free agent.

March 27 – Veteran guard Benji Olson announces retirement after 10 NFL seasons.

April 5 – Titans unveil new logo to celebrate team's 10th anniversary.

April 17 – Titans hold press conference honoring retirement of former franchise QB Steve McNair.

April 26 – Titans select East Carolina RB Chris Johnson with first pick (24th overall) in NFL Draft.

April 26 – Titans trade CB Pacman Jones to Dallas Cowboys for fourth-round draft pick and additional considerations (resulted in 4th-round pick in 2009 from Titans to Cowboys).

July 25 – The Titans reach a one-year contract agreement with franchised free agent defensive tackle Albert Haynesworth.

September 7 – On the same day Titans owner K.S. "Bud" Adams, Jr. is added to the Titans/Oilers Hall of Fame, he unveils a Titans/Oilers Ring of Honor at LP Field during the season opener against Jacksonville. The initial members of the Ring of Honor include Adams, Elvin Bethea, George Blanda, Earl Campbell, Mike Holovak, Ken Houston, Mike Munchak, Jim Norton, Warren Moon and Bruce Matthews.

September 21 – Cornerback Cortland Finnegan sets a club record with a 99-yard INT return for a TD in a win against the Houston Texans.

September 28 – A 30-17 victory over the Minnesota Vikings at LP Field gives the Titans four consecutive wins to open the season for the first time in franchise history.

October 19 – In a 34-10 victory at Kansas City, the Titans set a franchise rushing record with 332 rushing yards, including 168 yards by Chris Johnson and 149 yards by LenDale White.

October 27 – At halftime of a Monday night game against the Colts at LP Field, the Titans induct Steve McNair, Eddie George and Frank Wycheck to the Titans/Oilers Hall of Fame and the Ring of Honor.

November 2 – On a day in which the Titans win in overtime against the Green Bay Packers, the club celebrates its 100th consecutive sellout at LP Field, including every preseason, regular season and playoff game from the time the stadium opened in 1999.

November 16 – With a 24-14 win at Jacksonville, the Titans win their 10th consecutive game to open the 2008 season and their 13th consecutive regular season game dating back to the last three regular season games of 2007.

November 27 – At Detroit on Thanksgiving, the Titans defeat the Lions 47-10, the team's seventh-highest margin of victory of all-time and Detroit's highest margin of defeat on Thanksgiving.

December 7 – The Titans clinch the AFC South title with a 28-9 victory over the Cleveland Browns at LP Field. It is the ninth division crown in club history.

December 16 – Six Titans are selected to the Pro Bowl – center Kevin Mawae, left tackle Michael Roos, running back Chris Johnson, defensive tackle Albert Haynesworth, safety Chris Hope and cornerback Cortland Finnegan. Additionally, quarterback Kerry Collins and safety Michael Griffin are named to the roster at a later date as alternates.

December 31 – The Titans defeat the Pittsburgh Steelers 31-14 to secure home-field advantage throughout the AFC Playoffs and tie the franchise record for most regular season wins (13).

2009

February 1 – Nancy Adams, co-owner, vice chairman of the board and wife of K.S. "Bud" Adams, Jr., passes away in Houston at the age of 84.

February 12 – Chuck Cecil is elevated from secondary coach to defensive coordinator, replacing Jim Schwartz, who was hired as head coach by the Detroit Lions.

February 27 – The Titans re-sign unrestricted free agent quarterback Kerry Collins.

April 1 – The Titans unveil a new logo to celebrate the club's 50th season, incorporating the Oilers' oil derrick logo with the fireball logo and the number 50.

March 2 – The Titans sign unrestricted free agent wide receiver Nate Washington from the Pittsburgh Steelers.

April 25 – The Titans select Rutgers WR Kenny Britt with the 24th overall selection in the 2009 NFL Draft, the first of 11 Titans draft choices.

July 4 – Former Titans quarterback Steve McNair is shot and killed in Nashville.

July 8-9 – The Titans open LP Field to the public for fans to pay their respects to Steve McNair. On July 9, a memorial service is held at Mt. Zion Baptist Church in Whites Creek, Tenn.

July 11 – After a funeral service at Reed Green Coliseum in Hattiesburg, Miss., Steve McNair's body is laid to rest at Griffith Cemetery, approximately 20 miles from his home in Mt. Olive, Miss.

August 3 – The Titans celebrate the 50th anniversary (Aug. 3, 1959) of K.S. "Bud" Adams, Jr.'s announcement of Houston's entry in the American Football League.

August 6 – The Titans announce that they will wear a "9" helmet sticker during the season to honor the late Steve McNair. The sticker appears on the back of the helmet and remains in place throughout the entire 2009 season.

August 9 – In a 21-18 Hall of Fame Game victory over the Buffalo Bills in Canton, Ohio, the Titans debut their 50th anniversary "legacy" uniforms.



Jevon Kearse celebrates the Titans' 10-0 start in 2008.

HISTORICAL HIGHLIGHTS

They wear the uniforms a total of four times in 2009.

September 10 – The Titans open the season with a 13-10 overtime loss at Pittsburgh in the NFL's Thursday night season opener.

October 18 – The Titans suffer the worst loss in franchise history at New England, losing 59-0 in their sixth consecutive loss to open the season. After a bye the next week, they win five consecutive games and finish at 8-8, becoming the only team in NFL history to win more than six games after starting the season at 0-6.

November 1 – At LP Field, Chris Johnson rushes for 228 yards in a victory over the Jacksonville Jaguars to set a new franchise single-game rushing record.

November 29 – Quarterback Vince Young leads a 99-yard drive in the final minutes of a game against the Arizona Cardinals to give the Titans a 20-17 win at LP Field. Young connects with rookie wide receiver Kenny Britt on a 10-yard touchdown pass as time expires.

2010

January 3 – With a 134-yard rushing performance in the season finale at Seattle, running back Chris Johnson becomes the sixth player in NFL history to reach 2,000 rushing yards in a season. Totaling 2,006 yards on 358 carries, he joined Eric Dickerson, Jamal Lewis, Barry Sanders, Terrell Davis and O.J. Simpson as the only players to accomplish the feat. He also set a new team single-season rushing record (Earl Campbell), and he became the NFL's new single-season leader in total yards from scrimmage (2,509), surpassing Marshall Faulk's former record. The Titans defeat the Seahawks 17-13.



Johnson poses with offensive players and coaches after becoming just the sixth player in NFL history to reach 2,000 yards rushing in a season.

January 13 – Running back Chris Johnson is named Associated Press NFL Offensive Player of the Year.

February 18 – The Titans' all-time leading punter, Craig Hentrich, announces his NFL retirement.

April 22 – The Titans select Georgia Tech defensive end Derrick Morgan with the 16th overall pick in the NFL Draft.

October 24 – The Titans open the season with a 5-2 start after defeating the Philadelphia Eagles 37-19. Wide receiver Kenny Britt amasses the fifth-most receiving yards in franchise history with 225 yards on a career-high seven receptions with three touchdowns.

November 21 – Marc Mariani returns a punt 87 yards for a touchdown against Washington becoming just the second Titans/Oilers player to record a punt return and a kickoff return for touchdowns in the same regular season.

2011

January 21 – The Titans release defensive coordinator Chuck Cecil of his duties.

January 28 – The Titans and head coach Jeff Fisher agree to part ways.

February 7 – The Titans name Mike Munchak the 16th head coach in franchise history.

February 8 – The Titans release offensive coordinator Mike Heimerdinger of his duties.

February 12 – The Titans hire Jerry Gray as defensive coordinator.

February 15 – The Titans hire Chris Palmer as offensive coordinator.

March 4 – The Collective Bargaining Agreement between the NFL and the Players Association expires.

March 11 – NFL players are locked out of team facilities due to the collective bargaining stalemate between the clubs and NFL Players Association.

April 28 – The Titans select Washington quarterback Jake Locker with the eighth overall pick in the NFL Draft.

July 25 – The lockout ends after a new CBA is reached.

July 28 – The Titans terminate quarterback Vince Young's contract.

July 29 – On the day players report to training camp, the Titans sign unrestricted free agent quarterback Matt Hasselbeck. In total, within a week of the lockout ending, the Titans sign contracts with nine draft choices, 14 rookie free agents, three restricted free agents and eight unrestricted free agents.

September 1 – The Titans and Chris Johnson agree to terms on a new, multi-year contract, ending the running back's holdout.

September 18 – Mike Munchak notches his first victory as a head coach as the Titans defeat the Baltimore Ravens 26-13 at LP Field.

October 19 – The Titans and Nashville Mayor Karl Dean announce proposed renovation plans for LP Field, including much larger and sharper video screens, a greatly enhanced sound system, elevators to provide service for upper deck seat holders, and general improvements to LP Field infrastructure. The team announces that the improvements would not require new revenues, but instead will be covered by user fees already being collected.

December 7 – Metro Council approves a bond issuance of up to \$28 million to finance renovations at LP Field.

2012

January 1 – With a 23-22 victory in the season finale at Houston, the franchise records its 400th all-time win in the regular season and playoffs, all under the ownership of K.S. "Bud" Adams, Jr. In the victory, Matt Hasselbeck eclipses 3,500 passing yards on the season and Nate Washington reaches the 1,000-yard receiving mark. Additionally, Chris Johnson records 1,000 rushing yards for the fourth consecutive season.

January 18 – The Titans elevate Mike Reinfeldt to senior executive vice president/chief operating officer and Ruston Webster to executive vice president/general manager. Lake Dawson is promoted to vice president of player personnel.

February 4 – Titans Owner K.S. "Bud" Adams, Jr. is named the first winner of the NFL's Salute To Service Award. Adams is recognized at the NFL Honors event for his outstanding efforts in supporting U.S. service members and veterans.

March 5 – The Titans use the franchise tag on safety Michael Griffin, who was scheduled to become an unrestricted free agent on March 13.

April 26 – The Titans select Baylor wide receiver Kendall Wright with the 20th overall pick in the 2012 NFL Draft.

June 19 – The Titans reach an agreement with franchise player Michael Griffin on a long-term contract.

July 30 – Wide receiver O.J. Murdock is found dead in Tampa, Fla., of a self-inflicted wound.

August 3 – Former Titans linebacker Keith Bulluck announces his retirement from the NFL during a press conference at Baptist Sports Park.

September 9 – Quarterback Jake Locker records his first career NFL start, as the Titans fall to the Patriots 34-13 in the season opener.

September 23 – In a 44-41 overtime victory over the Detroit Lions, the Titans become the first team in NFL history to score five touchdowns of 60 yards or longer in a game, reaching the end zone on a punt return by Tommie Campbell, a kickoff return by Darius Reynaud, a fumble return by Alterraun Verner and touchdown receptions by Jared Cook and Nate Washington. Locker passes for 378 yards in his first career win as a starter.

November 26 – The Titans dismiss offensive coordinator Chris Palmer and name quarterbacks coach Dowell Loggains as the new offensive coordinator.

December 17 – In a 14-10 victory over the New York Jets on *Monday Night Football*, Chris Johnson sets a franchise record with a 94-yard touchdown run.

HISTORICAL HIGHLIGHTS

December 30 – The Titans defeat the Jacksonville Jaguars 38-20 and become the first team in NFL history with two punt return touchdowns (both by Darius Reynaud) and two interception return touchdowns (both by Zach Brown) in the same game. They also become only the second team in NFL history with four total return touchdowns in a game.

December 31 – Mike Reinfeldt is dismissed as senior executive vice president/chief operating officer.

2013

February 2 – Former Oilers defensive tackle Curley Culp is selected for enshrinement in the Pro Football Hall of Fame.

February 7 – The Titans add Gregg Williams to the coaching staff as senior assistant/defense.

March 14 – The Titans sign tight end Delanie Walker as an unrestricted free agent from the San Francisco 49ers.

April 1 – Former Oilers head coach Jack Pardee passes away.

April 25 – The Titans select Alabama guard Chance Warmack with the 10th overall pick in the 2013 NFL Draft.

July 11 – Titans team headquarters is renamed Saint Thomas Sports Park after Saint Thomas Hospital announces it is renaming its Baptist Hospital properties.

October 18 – Former Oilers head coach Bum Phillips passes away.

October 21 – At his home in Houston, Titans Founder, Owner, Chariman of the Board, President and CEO K.S. "Bud" Adams, Jr. passes away from natural causes at the age of 90. Called a "pioneer and innovator" by NFL Commissioner Roger Goodell upon his death, Adams was in his 54th year leading the organization.

October 28 – K.S. "Bud" Adams, Jr. is entombed at Forest Park Westheimer Cemetery in Houston.

October 29 – The Titans announce Tommy Smith will be team president and chief executive officer; Susie Adams Smith and Amy Adams Hunt will serve as co-chairpersons; and Kenneth Adams IV will join the Titans board as a director.

2014

January 4 – The Titans and head coach Mike Munchak agree to part ways.

January 13 – San Diego Chargers offensive coordinator and former Arizona Cardinals head coach Ken Whisenhunt is hired as the 17th head coach in Titans/Oilers history.

April 4 – The Titans release running back Chris Johnson.

May 8 – The Titans select Michigan tackle Taylor Lewan with the 11th overall pick in the 2014 NFL Draft.

2015

March 20 – President and CEO Tommy Smith announces he is retiring from that role. The Titans begin the search process for a new team CEO/president and install Steve Underwood as interim president.

April 30 – The Titans select Oregon quarterback Marcus Mariota with the second overall pick in the 2015 NFL Draft.

June 25 – The Titans and Nissan announce a 20-year agreement to rename the team's home venue Nissan Stadium.

September 1 – Following a bout with cancer, 85-year-old Titans scout C.O. Brocato dies. Brocato spent 40 years with the organization after joining the club in 1975.

September 13 – Quarterback Marcus Mariota makes his regular season debut, completing 13 of 15 passes for 209 yards with four touchdowns and no interceptions (158.3 passer rating). He becomes the second rookie in NFL history to throw four touchdown passes in a season opener, joining Fran Tarkenton (1961).

November 3 – The Titans relieve head coach Ken Whisenhunt of his duties and name assistant head coach/tight ends Mike Mularkey as interim head coach for the remainder of the season.

2016

January 4 – The Titans relieve general manager Ruston Webster of his duties. Steve Underwood is named as the team's president and chief executive officer on a permanent basis, with the interim tag removed from his title.

January 14 – The Titans hire Tampa Bay Buccaneers director of player personnel Jon Robinson as general manager.

January 16 – Mike Mularkey is named as the 18th head coach in franchise history, taking over the role after serving the final nine games of 2015 as the interim head coach.

April 14 – Two weeks prior to the 2016 NFL Draft, the Titans trade the first overall pick to the Los Angeles Rams. The Titans also deal a fourth-round pick and a sixth-round pick in the deal. In exchange, the Titans receive a first-round pick (15th overall), a pair of second-round picks and a third-round pick in 2016, plus the Rams' 2017 first- and third-rounders.

December 20 – Running back DeMarco Murray, tight end Delanie Walker, tackle Taylor Lewan, outside linebacker Brian Orakpo and defensive tackle Jurrell Casey are named to the Pro Bowl, giving the Titans five or more Pro Bowl selections for the first time since 2008.

2017

January 5 – Jon Robinson is promoted to executive vice president/general manager.

April 27 – The Titans select wide receiver Corey Davis (fifth overall) and cornerback Adoree' Jackson (18th overall) in the first round of the 2017 NFL Draft, marking the first time the team makes two picks in the first round since 1987.

December 19 – Defensive tackle Jurrell Casey, punter Brett Kern and tackle Taylor Lewan are named to the Pro Bowl. Safety Kevin Byard, special teamer Brynden Trawick and tight end Delanie Walker are later named to the squad, giving the Titans five or more Pro Bowl selections in consecutive seasons.

December 31 – The Titans clinch their 22nd playoff berth in franchise history with a 15-10 victory over the Jacksonville Jaguars in the regular season finale at Nissan Stadium.

2018

January 6 – The Titans open the NFL postseason with a 22-21 win over the Kansas City Chiefs at Arrowhead Stadium, giving the franchise its first postseason win since Jan. 3, 2004. After the Titans trailed 21-3 at the start of the second half, their victory tied for the second-largest comeback by a road team in NFL playoff history.

January 15 – The Titans and head coach Mike Mularkey agree to part ways.

January 20 – Houston Texans defensive coordinator Mike Vrabel is hired as the 19th head coach in Titans/Oilers history.

February 3 – Former Oilers outside linebacker Robert Brazile is elected to the Pro Football Hall of Fame (inducted Aug. 4, 2018).

April 4 – In downtown Nashville, the Titans unveil new uniforms in front of an estimated audience of 15,000-20,000 fans. The event marked the first significant uniform alterations for the club since 1999.



April 26 – The Titans select Alabama linebacker Rashaan Evans with the 22nd overall pick in the 2018 NFL Draft.

May 23 – In Atlanta at the annual Spring League Meeting, the NFL announces that the 2019 NFL Draft will take place in Nashville.

HISTORICAL HIGHLIGHTS

September 9 – The Titans and Dolphins open the 2018 season with a seven-hour, 10-minute contest, the longest NFL game since the 1970 merger. The game features two separate lightning delays that totaled three hours and 59 minutes.

October 21 – The Titans travel to London to face the Los Angeles Chargers at Wembley Stadium. The contest marks the franchise's first regular season game at an overseas location.

December 6 – Running back Derrick Henry sets a franchise record with 238 rushing yards and ties a franchise mark with four rushing touchdowns, including an NFL-record-tying 99-yard rushing score against Jacksonville.

December 20 – Defensive tackle Jurrell Casey, punter Brett Kern and tackle Taylor Lewan are named to the Pro Bowl.

2019

February 2 – Former Titans center Kevin Mawae is elected to the Pro Football Hall of Fame (inducted Aug. 3, 2019).

April 25-27 – The 2019 NFL Draft is held in downtown Nashville. Nashville shatters a draft record with more than 600,000 fans attending during the three-day event and sets another draft record with more than 47.5 million television viewers. For the city of Nashville, the event generated a record \$133 million in direct spending, a 79 percent increase over the previous draft in Dallas (\$74 million). The economic impact was another record-breaker at \$224 million, also a 79 percent increase over the \$125 million in 2018.



April 25 – The Titans select Mississippi State defensive lineman Jeffery Simmons with the 19th overall pick in the first round of the 2019 NFL Draft.

June 12 – Titans controlling owner Amy Adams Strunk announces that the franchise will retire Steve McNair's No. 9 jersey and Eddie George's No. 27 jersey.

July 30 – Titans controlling owner Amy Adams Strunk announces \$450,000 in grant funding to 10 local non-profit organizations in the spaces of education, African American history and culture, social justice, diversionary and re-entry programs, immigrant outreach and domestic violence and sexual assault. The National Museum of African American Music and the NAACP Freedom Fund each receive \$100,000 grants.

September 15 – During a halftime ceremony in a game against the Indianapolis Colts, the Titans retire Steve McNair's No. 9 jersey and Eddie George's No. 27 jersey.

November 13 – The Titans announce plans to begin a 60,000-square-foot expansion of Saint Thomas Sports Park, nearly doubling the footprint of the team's headquarters in Nashville.

December 13 – The Titans hold a groundbreaking ceremony for the expansion of Saint Thomas Sports Park. Controlling owner Amy Adams Strunk is joined by Tennessee Governor Bill Lee and U.S. Senators Lamar Alexander and Marsha Blackburn.

December 29 – The Titans conclude the 2019 season with a 35-14 victory at Houston. They finish the regular season 9-7 and clinch a wild card playoff berth. Derrick Henry rushes for 211 yards (fifth-most in franchise history) and three touchdowns, and in the process, he captures the 2019 NFL rushing title with 1,540 rushing yards. A.J. Brown's 124 yards in the game

make him the franchise's third 1,000-yard rookie receiver (Bill Groman and Ernest Givins).

2020

January 4 – The Titans defeat the New England Patriots 20-13 in a wild card game. Derrick Henry rushes for 182 yards to set a new franchise postseason record.

January 11 – The Titans defeat the Baltimore Ravens 28-12 in a divisional playoff game. Derrick Henry rushes for 195 yards to establish a franchise postseason record for the second consecutive week.



January 19 – The Titans play at Kansas City in their first AFC Championship Game since Jan. 19, 2003. Their playoff run comes to an end with a 35-24 loss to the Chiefs.

March 4 – The Titans Foundation and controlling owner Amy Adams Strunk announce a donation of \$1 million to The Community Foundation of Middle Tennessee following the devastation of an EF-3 tornado that swept through the region on the night of March 2-3. The NFL Foundation also contributes \$250,000. On March 6, Titans players and staff members volunteer with the cleanup and relief effort in Nashville.

March 15 – A new collective bargaining between the NFL and NFL Players Association is ratified. The agreement runs through the 2030 season.

March 15 – The Titans announce a multi-year contract extension with quarterback Ryan Tannehill.

March 16 – The NFL announces the postponement of all in-person offseason programs in response to the coronavirus pandemic. Teams are later given the option of conducting virtual offseason programs but are prohibited from gathering at team facilities for the duration of the offseason.

March 16 – The Titans place the franchise tag on running back Derrick Henry and later come to terms on a long-term contract agreement.

April 23 – The 2020 NFL Draft is held in a virtual setting with all team personnel and draftees at their own homes due to the COVID-19 pandemic.

May 8 – The Titans elevate Burke Nihill to team president/CEO after Steve Underwood announces his retirement from a full-time role.

June 11 – Titans controlling owner Amy Adams Strunk adds her voice and the voice of the organization to support the peaceful protests calling for equality and denouncing racism in the wake of the death of George Floyd. "Hearts, minds and institutions need to change throughout our country," she says. "Those who face racism need to be heard, and more importantly, understood by those who haven't listened before ... Hearing our players and coaches speak over the last two weeks has been constructive to this vital discussion. I support our players using peaceful protests and their platforms to advance us as a nation. I would encourage those who haven't thought about these issues before to understand the pain, anger and frustration of the black community. Black lives matter. We should all agree on that."

July 25 – The NFL cancels all 2020 preseason contests and modifies all team's training camps because of safety protocols involving the COVID-19 pandemic. However, the 2020 regular season starts as scheduled.

October 13 – The Titans defeat the Buffalo Bills 42-16 at Nissan Stadium in the NFL's second Tuesday game since 1946. Positive COVID-19 test results force the Titans to close their headquarters on Tuesday, Sept. 29,

HISTORICAL HIGHLIGHTS

and reschedule their game with the Pittsburgh Steelers. The facility does not reopen until Saturday, Oct. 10. Following just three days of in-person activities, the Titans take the field against the previously unbeaten Bills and win convincingly. At the time of the Bills game, the Titans had eight players on their reserve/COVID-19 lists, including five from their active/inactive roster. At the outbreak's peak, there were a total of 14 players on the reserve/COVID-19 lists.

December 18 - The Titans and the City of Nashville announce that they are engaged in formal discussions regarding the future of Nissan Stadium. The discussions aim to secure the Titans' future in Nashville and facilitate the creation of a new Nashville neighborhood surrounding the facility.

2021

January 3 - The Titans clinch the AFC South division crown with a 41-38 victory over the Houston Texans after practice squad call-up kicker Sam Sloman bounces a 37-yard field goal attempt off the right upright and through as time expires in regulation. It gives the Titans their first AFC South championship since 2008. In the victory, Derrick Henry captures his second consecutive NFL rushing title after posting a franchise-record 250 rushing yards. He accumulates 2,027 rushing yards on the 2020 season, making him just the eighth player in NFL history to reach the 2,000-yard rushing mark.



January 9 - The Titans finish the 2021 regular season with a 28-25 victory at Houston and in the process earned the No. 1 seed in the AFC playoffs for the first time since 2008. The Titans set an NFL record for a non-strike year by using 91 total players in 2021.

February 10 - Mike Vrabel is named the Associated Press NFL Coach of the Year, becoming the franchise's first head coach to accomplish the feat. He also earned NFL Coach of the Year honors from the Pro Football Writers of America, Sporting News, 101 Awards and the NFL on FOX Awards.

April 28 - During the first round of the 2022 NFL Draft, the Titans trade wide receiver A.J. Brown to the Philadelphia Eagles in exchange for a first-round pick (18th overall) and a third-round pick (101st overall).



February 6 - Running back Derrick Henry is named Associated Press NFL Offensive Player of the Year.

June 6 - The Titans acquire wide receiver Julio Jones in a trade with the Atlanta Falcons. The Titans send a 2022 second-round pick and a conditional 2023 fourth-round selection to Atlanta in exchange for Jones and a 2023 sixth-round pick.

September 26 - The Titans induct former Oilers coach O.A. "Bum" Phillips into the franchise's Ring of Honor. Phillips was the personification of the 'Luv Ya Blue Era' as the head coach of the Oilers for six seasons (1975-80). Upon leaving the organization, he owned a .608 winning percentage (59-38), the best at that time by any Oilers head coach with at least two full seasons.

November 21 - The Titans induct former head coach Jeff Fisher and former general manager Floyd Reese into the franchise's Ring of Honor. Fisher is the winningest coach in franchise history, amassing 147 wins from 1994-2010 and the team's only Super Bowl appearance following the 1999 season. Reese had a 21-year run (1986-2006) with the Oilers/Titans as a coach and executive and is the winningest general manager in franchise history.

2022

January 2 - The Titans defeat the Miami Dolphins 34-3 at Nissan Stadium, clinching their second consecutive AFC South division title. It was the organization's first back-to-back division titles since the Oilers won the AFL Eastern division each season from 1960 to 1962.

SITUATIONAL REGULAR SEASON WIN-LOSS RECORD

VS. AFL TEAMS

Total: 70-66-4
Home: 44-26-1
Away: 26-40-3

VS. AFC TEAMS (1970-PRESENT)

Total: 296-326-1
Home: 173-138-0
Away: 123-188-1

VS. AFC SOUTH TEAMS

Total: 63-63-0
Home: 34-29-0
Away: 29-34-0

VS. AFC NORTH TEAMS (2002-PRESENT)

Total: 19-23-0
Home: 10-11-0
Away: 9-12-0

VS. AFC CENTRAL TEAMS (1970-2001)

Total: 100-110-0
Home: 55-51-0
Away: 45-59-0

VS. AFC EAST TEAMS

Total: 56-62-0
Home: 34-21-0
Away: 22-41-0

VS. AFC WEST TEAMS

Total: 58-68-1
Home: 40-26-0
Away: 18-42-1

VS. NFC TEAMS (1970-PRESENT)

Total: 104-98-1
Home: 52-49-1
Away: 52-49-0

VS. NFC SOUTH TEAMS

Total: 14-7-0
Home: 7-4-0
Away: 7-3-0

VS. NFC NORTH TEAMS (2002-PRESENT)

Total: 14-7-0
Home: 7-3-0
Away: 7-4-0

VS. NFC CENTRAL TEAMS (1970-2001)

Total: 21-18-0
Home: 12-8-0
Away: 9-10-0

VS. NFC EAST TEAMS

Total: 29-34-0
Home: 13-18-0
Away: 16-16-0

VS. NFC WEST TEAMS

Total: 26-32-1
Home: 13-16-1
Away: 13-16-0

MONDAY NIGHT FOOTBALL

Total: 25-19-0
Home: 15-9-0
Away: 10-10-0

WEEK AFTER MNF

Total: 22-22-0
Home: 16-8-0
Away: 6-14-0

SUNDAY NIGHT FOOTBALL

Total: 12-12-0 (ESPN 8-6; TNT 2-2; NBC 2-4)
Home: 8-5-0
Away: 4-7-0

TUESDAY FOOTBALL

Total: 1-0-0 (CBS 1-0)
Home: 1-0-0
Away: 0-0-0

THURSDAY NIGHT FOOTBALL

Total: 8-11-0 (ABC 2-0; ESPN 1-1; TNT 0-1; NBC 0-2*; NFLN 4-7*^; FOX 1-1^; Amazon Prime 2-2^)
Home: 7-4-0
Away: 1-6-0

*11/16/17 at Pittsburgh was broadcasted on both

NBC and NFLN.

^12/6/18 vs. Jacksonville and 11/12/20 vs. Indianapolis were broadcasted on NFLN, FOX and Amazon Prime.

FRIDAY FOOTBALL

Total: 0-1-0 (NFLN 0-1)
Home: 0-1-0
Away: 0-0-0

SATURDAY FOOTBALL

Total: 2-3-0 (ABC 1-0, ESPN 0-3, FOX/NFLN 1-0)
Home: 1-2-0
Away: 1-1-0

OVERTIME

Total: 21-23-0
Home: 13-11-0
Away: 8-12-0

SEASON OPENERS

Total: 31-31-0
Home: 15-14-0
Away: 16-17-0

LONDON GAMES SERIES

Total: 0-1-0
Home: 0-0-0
Away: 0-1-0

DOMES

Total: 144-142-2
Astrodome (Houston): 113-103-2
AT&T Stadium (Dallas): 2-0
Edward Jones Dome (St. Louis): 0-1
Ford Field (Detroit): 2-0
Georgia Dome (Atlanta): 2-1
Kingdome (Seattle): 1-6
Lucas Oil Stadium (closed) (Indianapolis): 2-9
Mercedes-Benz Stadium (closed) (Atlanta): 1-0
Metrodome (Minneapolis): 1-6
NRG Stadium (closed) (Houston): 8-6
RCA Dome (Indianapolis): 4-7
Silverdome (Detroit): 2-1
Superdome (New Orleans): 6-2
U.S. Bank Stadium (Minnesota): 1-0

HOTTEST/COLDEST GAMES

SIX HOTTEST GAMES

DATE	OPPONENT	SCORE	WEATHER
9/11/83	at L.A. Raiders	6-20 (L)	96°, clear
9/9/90	at Atlanta	27-47 (L)	94°, partly cloudy
10/7/62	BUFFALO	17-14 (W)	93°, showers
9/14/65	N.Y. JETS	27-21 (W)	93°, sunny
9/15/19	INDIANAPOLIS	17-19 (L)	93°, sunny
10/6/63	at Kansas City	7-28 (L)	92°, sunny

15 COLDEST GAMES

DATE	OPPONENT	SCORE	WEATHER
12/18/16	at Kansas City	19-17 (W)	1°, clear (-9° wind chill)
*1/10/04	at New England	14-17 (L)	4°, clear (-10° wind chill)
12/11/77	at Cleveland	19-15 (W)	7°, clear (-7° wind chill)
12/17/89	at Cincinnati	7-61 (L)	9°, overcast (0° wind chill)
*1/19/20	at Kansas City	24-35 (L)	17°, sunny (5° wind chill)
12/8/13	at Denver	28-51 (L)	18°, clear (11° wind chill)
12/26/10	at Kansas City	14-34 (L)	19°, cloudy (10° wind chill)
12/24/22	vs. Houston	14-19 (L)	20°, clear and cold (6° wind chill)
12/17/00	at Cleveland	24-0 (W)	20°, snow (-10° wind chill)
12/14/80	at Green Bay	22-3 (W)	20°, clear (9° wind chill)
*1/6/80	at Pittsburgh	13-27 (L)	22°, part. cloudy (12° wind chill)
12/15/85	at Cleveland	21-28 (L)	22°, overcast (-7° wind chill)
12/18/88	at Cleveland	23-28 (L)	22°, overcast (0° wind chill)
12/16/07	at Kansas City	26-17 (W)	22°, clear (14° wind chill)
12/31/17	vs. Jacksonville	15-10 (W)	23°, clear, (16° wind chill)

* Playoff game

ALL-TIME OFFENSIVE YARDS AND RANKINGS

Year	Total Plays	First Downs	Rush Yards (Rank)	Net Pass Yards (Rank)	Total Yards (Rank)	Total Points
1960	930	262	1,565 (3)	3,371 (1)	4,936 (1)	379
1961	964	293	1,896 (2)	4,392 (1)	6,288 (1)	513
1962	943	266	1,742 (4)	3,229 (2)	4,971 (2)	387
1963	870	254	1,210 (7)	3,222 (1)	4,432 (4)	302
1964	942	284	1,347 (7)	3,527 (2)	4,874 (4)	310
1965	905	227	1,178 (7)	2,813 (2)	3,991 (5)	298
1966	926	246	1,515 (5)	2,897 (4)	4,412 (7)	335
1967	828	207	2,122 (1)	1,381 (9)	3,503 (8)	258
1968	905	240	1,804 (4)	2,548 (4)	4,352 (5)	303
1969	965	256	1,706 (5)	2,825 (2)	4,531 (4)	278
1970	922	232	1,556 (19)	2,506 (7)	4,062 (10)	217
1971	815	201	1,106 (26)	2,409 (6)	3,515 (22)	251
1972	817	183	1,518 (23)	1,673 (23)	3,191 (26)	164
1973	840	193	1,388 (26)	1,919 (16)	3,307 (24)	199
1974	817	200	1,361 (26)	1,977 (20)	3,338 (24)	236
1975	900	234	2,068 (12)	1,869 (23)	3,937 (19)	293
1976	878	199	1,498 (27)	2,072 (15)	3,570 (24)	222
1977	879	228	1,989 (14)	1,875 (17)	3,864 (18)	299
1978	993	276	2,476 (6)	2,338 (18)	4,814 (16)	283
1979	1,034	268	2,571 (4)	2,256 (25)	4,827 (22)	362
1980	1,063	329	2,635 (2)	3,007 (17)	5,642 (4)	295
1981	947	241	1,734 (23)	2,777 (23)	4,511 (27)	281
1982	551	138	799 (26)	1,574 (19)	2,373 (28)	136
1983	1,033	295	1,998 (18)	2,902 (23)	4,900 (24)	288
1984	969	284	1,656 (23)	3,228 (17)	4,884 (23)	240
1985	998	270	1,570 (25)	3,082 (19)	4,652 (24)	284
1986	1,089	299	1,700 (19)	3,449 (13)	5,149 (16)	274
1987	998	294	1,923 (14)	3,300 (7)	5,223 (8)	345
1988	1,010	308	2,249 (4t)	2,956 (22)	5,205 (14)	424
1989	1,028	327	1,928 (12)	3,499 (10)	5,427 (9)	365
1990	1,006	376	1,417 (24)	4,805 (1)	6,222 (1)	405
1991	1,022	353	1,366 (23)	4,621 (1)	5,987 (2)	386
1992	958	339	1,626 (18)	4,029 (1)	5,655 (3)	352
1993	1,066	330	1,792 (12)	3,866 (3)	5,658 (3)	368
1994	1,036	278	1,682 (12)	2,799 (25)	4,481 (26)	226
1995	1,046	295	1,664 (18)	3,241 (19)	4,905 (23)	348
1996	972	287	1,950 (6)	3,098 (21)	5,048 (18)	345
1997	993	288	2,414 (3)	2,505 (29)	4,919 (18)	333
1998	1,016	308	1,970 (9)	3,291 (15)	5,261 (9)	330
1999	1,011	294	1,811 (13)	3,479 (13t)	5,290 (13)	392
2000	1,036	299	2,084 (7)	3,266 (16)	5,350 (14)	346
2001	1,026	288	1,794 (12)	3,558 (8t)	5,352 (8)	336
2002	1,032	312	1,952 (11)	3,320 (20)	5,272 (17)	367
2003	1,013	310	1,623 (26)	3,878 (5)	5,501 (8)	435
2004	1,053	308	1,871 (14)	3,616 (10)	5,487 (11)	344
2005	1,022	279	1,525 (23)	3,597 (9)	5,122 (17)	299
2006	945	261	2,214 (5)	2,596 (30)	4,810 (27)	324
2007	1,037	306	2,109 (5)	2,878 (27)	4,987 (21)	301
2008	973	268	2,199 (7)	2,819 (27)	5,018 (21)	375
2009	990	288	2,592 (2)	3,031 (23)	5,623 (12)	354
2010	907	252	1,727 (17)	3,107 (25)	4,834 (27)	356
2011	984	281	1,438 (31)	3,923 (12)	5,361 (17)	325
2012	957	260	1,687 (21)	3,323 (22)	5,010 (26)	330
2013	1,032	311	1,894 (14)	3,496 (21)	5,390 (22)	362
2014	919	258	1,447 (26)	3,412 (22)	4,859 (29)	254
2015	976	298	1,485 (25)	3,503 (25t)	4,988 (30)	299
2016	1,008	322	2,187 (3)	3,541 (25)	5,728 (11)	381
2017	974	290	1,833 (15)	3,191 (23)	5,024 (23)	334
2018	938	289	2,023 (7)	2,975 (29)	4,998 (25)	310
2019	949	317	2,223 (3)	3,582 (21)	5,805 (12)	402
2020	1,031	381	2,690 (2)	3,653 (23)	6,343 (2t)	491
2021	1,133	362	2,404 (5)	3,418 (24)	5,822 (17)	419

ALL-TIME DEFENSIVE YARDS AND RANKINGS

Year	Total Plays	First Downs	Rush Yards (Rank)	Net Pass Yards (Rank)	Total Yards (Rank)	Total Points
1960	995	282	1,027 (2)	3,874 (8)	4,901 (6)	285
1961	899	235	1,634 (6)	2,391 (2)	4,025 (2)	242
1962	880	217	1,569 (3)	2,561 (2)	4,130 (2)	270
1963	873	256	1,710 (7)	2,606 (3)	4,316 (6)	372
1964	896	267	1,961 (7)	3,280 (6)	5,241 (8)	355
1965	946	271	2,683 (8)	2,470 (2)	5,153 (8)	429
1966	881	244	1,833 (7)	3,162 (8)	4,995 (9)	396
1967	910	233	1,637 (7)	2,418 (3)	4,055 (4)	199
1968	854	198	1,704 (4)	1,671 (1)	3,375 (1)	248
1969	833	183	1,556 (5)	2,217 (2)	3,773 (2)	279
1970	840	227	1,793 (17)	2,605 (24)	4,398 (25)	352
1971	880	237	1,723 (11)	2,072 (10)	3,795 (9)	330
1972	894	263	2,591 (25)	2,143 (11)	4,734 (23)	380
1973	929	274	2,410 (23)	2,237 (20)	4,647 (24)	447
1974	919	268	2,050 (19)	2,375 (20)	4,425 (22)	282
1975	952	264	1,680 (3)	2,457 (17)	4,137 (11)	226
1976	935	226	2,072 (16)	1,915 (8)	3,987 (10)	273
1977	933	247	1,815 (10)	2,142 (20)	3,957 (14)	230
1978	1,021	292	2,072 (9)	2,842 (24)	4,914 (17t)	298
1979	1,038	304	2,225 (17)	2,765 (14)	4,990 (13)	331
1980	932	259	1,811 (8)	2,801 (4)	4,612 (5)	251
1981	1,084	325	2,411 (24)	3,315 (17)	5,726 (24)	355
1982	613	187	1,225 (23)	2,213 (25)	3,438 (28)	245
1983	1,031	332	2,787 (28)	2,845 (4)	5,632 (22)	460
1984	1,075	345	2,789 (28)	3,179 (11)	5,968 (27)	437
1985	1,091	356	2,814 (28)	3,341 (18)	6,155 (27)	412
1986	1,054	285	2,035 (20)	2,999 (8)	5,034 (13)	329
1987	976	287	1,848 (17)	3,145 (17)	4,993 (17)	349
1988	985	304	1,592 (4)	3,266 (13)	4,858 (8)	365
1989	940	314	1,669 (9)	3,542 (17)	5,211 (13)	412
1990	890	279	1,575 (8)	3,060 (14)	4,635 (11)	307
1991	984	280	1,540 (6)	3,208 (14)	4,748 (9)	251
1992	907	254	1,634 (9)	2,577 (3)	4,211 (3)	258
1993	1,003	289	1,273 (1)	3,601 (23)	4,874 (14)	238
1994	971	275	2,120 (28)	2,795 (2)	4,915 (9)	352
1995	983	267	1,526 (8)	3,125 (3)	4,651 (5)	324
1996	956	271	1,385 (2)	3,225 (13)	4,610 (6)	319
1997	992	292	1,573 (4)	3,658 (27)	5,231 (22)	310
1998	955	279	1,610 (9t)	3,511 (20)	5,121 (16)	320
1999	994	300	1,550 (10)	3,695 (25)	5,245 (17)	324
2000	908	215	1,390 (3)	2,423 (1)	3,813 (1)	191
2001	996	300	1,431 (5)	4,084 (31)	5,515 (25)	388
2002	974	297	1,424 (2)	3,540 (25)	4,964 (10)	324
2003	926	275	1,295 (1)	3,606 (30)	4,901 (12)	324
2004	977	318	1,917 (18)	3,807 (26)	5,724 (27)	439
2005	960	294	1,894 (22)	3,216 (17)	5,110 (19)	421
2006	1,062	329	2,313 (30)	3,602 (27)	5,915 (32)	400
2007	978	268	1,478 (5)	3,187 (10)	4,665 (5)	297
2008	1,022	276	1,502 (6)	3,196 (9)	4,698 (7)	234
2009	1,038	323	1,711 (10t)	4,139 (31)	5,850 (28)	402
2010	1,139	356	1,851 (20)	4,032 (29)	5,883 (26)	339
2011	1,080	324	2,053 (24)	3,629 (14)	5,682 (T-18)	317
2012	1,086	358	2,035 (24)	3,964 (26)	5,999 (27)	471
2013	1,027	329	1,795 (20)	3,612 (11)	5,407 (14)	381
2014	1,099	357	2,195 (31)	3,773 (15)	5,968 (27)	438
2015	1,003	317	1,797 (18)	3,678 (7)	5,475 (12)	423
2016	1,031	324	1,413 (2)	4,307 (30)	5,720 (20)	378
2017	1,046	323	1,420 (4)	3,828 (25)	5,248 (13)	356
2018	1,001	298	1,863 (18)	3,471 (6)	5,334 (8)	303
2019	1,056	335	1,672 (12)	4,080 (24)	5,752 (21)	331
2020	1,076	391	1,933 (19)	4,439 (29)	6,372 (28)	439
2021	1,039	331	1,438 (2)	4,169 (25)	5,607 (12)	354